

DEPARTMENT OF COMMERCE
BUREAU OF THE CENSUS
SAM. L. ROGERS, DIRECTOR

RELIGIOUS BODIES

1916

PART I
SUMMARY AND GENERAL TABLES



WASHINGTON
GOVERNMENT PRINTING OFFICE
1919

THIS REPORT IS PUBLISHED IN TWO PARTS, AS FOLLOWS:

PART I—SUMMARY AND GENERAL TABLES.

PART II—SEPARATE DENOMINATIONS:

HISTORY, DESCRIPTION, AND STATISTICS.

CONTENTS.

INTRODUCTION.

	Page.
Scope of the report.....	11
Methods of collecting data.....	12
Statistics of churches.....	12
Statistics of ministers.....	12
Statistics of undenominational and union Sunday schools.....	12
Statistics of activities.....	12
History, doctrine, etc.....	13
Conduct of the work.....	13
Difficulties encountered.....	13
Plan of the report.....	13
Classification of religious bodies.....	14
Changes in names of denominations.....	14
Denominations consolidated since 1906.....	14
New denominations.....	14
Denominations reported in 1906, omitted in 1916.....	15
Changes in denominational families.....	15
List of denominations for 1916.....	15

SUMMARY OF RESULTS.

General summary.....	19
Church organizations.....	24
Church members.....	28
Total members.....	28
Adult members.....	34
Members by sex.....	40
Church edifices.....	42
Value of church property.....	44
Debt on church property.....	48
Parsonages.....	52
Church expenditures.....	55
Sunday schools.....	58
Denominational Sunday schools.....	58
Undenominational or union Sunday schools.....	62
All Sunday schools.....	63
Ministers.....	65
Number of ministers.....	65
Classification of ministers.....	67
Salaries of ministers.....	71
Languages used in the conduct of church services.....	73
Work of denominations in domestic and foreign fields.....	88
Sources of information.....	88
Domestic work.....	89
Contributions.....	94
Home missions.....	94
Colleges, etc.....	94
Hospitals, etc.....	95
Value of property and endowments.....	95
Changes since 1906.....	95
Foreign work.....	95
Incompleteness of the figures.....	98
Changes since 1906.....	98
Summary of contributions.....	99
Summary of statistics for states.....	103
General summary for 1916 and 1906.....	103
Average per organization.....	106
Distribution of members by principal denominations.....	107

	Page.
Summary of statistics for counties.....	115
Distribution of members.....	115
Distribution of denominations.....	116
Summary of statistics for the principal cities.....	116
General summary for 1916 and 1906.....	117
Average per organization.....	118
Distribution by classes of cities.....	118
Distribution of members by sex.....	120
Distribution of members by principal denominations.....	120
Distribution by individual cities.....	123
Summary of statistics of Negro church organizations.....	129
General summary for 1916, 1906, and 1890.....	129
Comparison of denominations consisting in whole or in part of Negro organizations.....	130
Detailed statistics by denominations.....	131
Organizations and members.....	131
Distribution of members by sex.....	133
Church edifices and value of property.....	133
Debt on church property.....	135
Parsonages.....	136
Expenditures.....	137
Sunday schools.....	137
Membership by states.....	138

PRINCIPAL SUMMARY TABLES.

Summary of principal statistics, by denominations: 1916.....	19
Number and per cent of organizations making report for each specified inquiry, by principal denominations: 1916.....	22
Comparison of organizations or churches, accommodations, and property, by denominations, for the United States: 1870, 1860, and 1850.....	24
Church organizations, by principal denominations: 1916, 1906, and 1890.....	25
Church members, by principal denominations: 1916, 1906, and 1890.....	29
Church members, classified as under and over 13 years of age, by denominations: 1916.....	36
Distribution of total and adult members, by principal denominations: 1916.....	39
Members reported by sex, by principal denominations: 1916 and 1906.....	40
Church edifices, by principal denominations: 1916, 1906, and 1890.....	42
Value of church property, by principal denominations: 1916, 1906, and 1890.....	45
Debt on church property, by principal denominations: 1916 and 1906.....	49
Value of parsonages reported, by principal denominations: 1916 and 1906.....	52
Church expenditures reported, by principal denominations: 1916.....	56
Sunday schools, officers and teachers, and scholars, by principal denominations: 1916 and 1906.....	59
Denominational Sunday schools for all denominations, by divisions and states: 1916 and 1906.....	61
Undenominational or union Sunday schools, by divisions and states: 1916 and 1906.....	62
All Sunday schools, by divisions and states: 1916 and 1906.....	64
Number of ministers reported, by denominations: 1916, 1906, and 1890.....	66
Classification of ministers in church work, by denominations: 1916.....	68
Salaries of ministers, by denominations: 1916 and 1906.....	72
Organizations and members using foreign languages, by denominations: 1916 and 1906.....	74
Organizations and members using foreign languages only and foreign languages and English, by denominations and specified languages: 1916.....	78
Comparison of organizations and members using foreign languages only and foreign languages and English, for selected denominations: 1916 and 1906.....	83
Organizations and members using foreign languages alone or in combination with other languages, for each specified foreign language: 1916 and 1906.....	85
Organizations and members using foreign languages, by divisions and states: 1916 and 1906.....	86
Statistics of missionary, educational, and philanthropic work in the United States, by denominations: 1916 and 1906.....	90
Statistics of missionary, educational, and philanthropic work in foreign countries, by denominations: 1916 and 1906.....	96
Contributions for domestic and foreign work, by denominations: 1916 and 1906.....	99
Distribution of population, organizations, members, value of church property, debt on church property, and value of parsonages, by states: 1916 and 1906.....	103
Average per organization of members, value of church property, debt, and value of parsonages, by states: 1916 and 1906.....	106
Distribution of church members in each state, by principal denominations: 1916, 1906, and 1890.....	108
Statistics of religious bodies for all denominations, by classes of cities: 1916 and 1906.....	117
Distribution of the principal religious statistics, by classes of cities: 1916, 1906, and 1890.....	119
Members reported by sex, for all denominations, by classes of cities: 1916 and 1906.....	120
Members distributed according to classes of cities, by principal denominations: 1916.....	121
Distribution of church members in each city having, in 1910, 100,000 inhabitants or more, by principal denominations: 1916 and 1906.....	123
Statistics of Negro organizations, by denominations: 1916, 1906, and 1890.....	130

	Page.
Number of Negro organizations, by specified denominations: 1916, 1906, and 1890.....	132
Members in Negro organizations, by specified denominations: 1916, 1906, and 1890	132
Members reported by sex in Negro organizations, by specified denominations: 1916 and 1906.....	133
Church edifices in Negro organizations, by specified denominations: 1916, 1906, and 1890.....	134
Value of church property in Negro organizations, by specified denominations: 1916, 1906, and 1890.....	134
Debt on church property in Negro organizations, by specified denominations: 1916 and 1906.....	135
Value of parsonages reported by Negro organizations, by specified denominations: 1916 and 1906.....	136
Sunday schools, officers and teachers, and scholars reported by Negro organizations, by specified denominations: 1916 and 1906.....	138
Total members in Negro organizations, by states: 1916, 1906, and 1890.....	139

DIAGRAMS.

Number of organizations in principal denominations: 1916 and 1906.....	27
Distribution of total membership by principal denominations: 1890, 1906, and 1916. Membership 13 years and over: 1916.....	31
Per cent of membership over and under 13 years of age, in denominations reporting 10,000 or more and having at least 1 per cent under 13: 1916.....	35
Per cent of church members in principal cities and outside, for denominations reporting 100,000 or more: 1916.....	122

GENERAL TABLES—ALL RELIGIOUS BODIES.

Statistics of religious bodies in the United States, by denominations in detail: 1916.....	142
Statistics of religious bodies for all denominations, by states: 1916.....	148
Statistics of religious bodies in each state, by denominations: 1916.....	150
Number of members in selected denominations in each state, by counties: 1916.....	238
Statistics of religious bodies for all denominations, in each city having, in 1910, 25,000 inhabitants or more: 1916.....	330
Number of members in selected denominations, for cities having, in 1910, 25,000 inhabitants or more: 1916.....	336
Statistics of religious bodies in each city having, in 1910, 25,000 inhabitants or more, by denominations: 1916.....	354
Comparative statistics of religious bodies in the United States, by denominations: 1916, 1906, and 1890.....	526
Comparative statistics of religious bodies for all denominations, by states: 1916, 1906, and 1890.....	532
Comparison of number of members in selected denominations, by states: 1916, 1906, and 1890.....	534

GENERAL TABLES—NEGRO CHURCH ORGANIZATIONS.

Statistics of Negro church organizations in the United States, by denominations: 1916.....	554
Statistics of Negro church organizations for all denominations, by states: 1916.....	556
Statistics of Negro church organizations in each state, by denominations: 1916.....	558
Comparative statistics of Negro church organizations in the United States, by denominations: 1916, 1906, and 1890.....	578

LETTER OF TRANSMITTAL.

DEPARTMENT OF COMMERCE,
BUREAU OF THE CENSUS,
Washington, D. C., February 28, 1919.

SIR:

I have the honor to transmit herewith Part I of a special report on religious bodies, in which are presented a summary of the results and general tables, representing conditions, as near as may be, at the close of the year 1916. Part II presents the statistics and a descriptive statement of the history, doctrine, polity, and work or general activities of each separate denomination.

The statistics presented in this report rest upon the returns for the local church organizations as collected by the Bureau of the Census under the authority of section 7 of the permanent census act as amended by an act approved June 7, 1906. This is the second collection and publication of the statistics of religious bodies under the permanent census organization, and it also constitutes the sixth collection of these statistics by the Federal Government.

The statistics for this report were collected mainly by correspondence, but partly by the employment of special agents. The work was conducted under the supervision of Mr. William C. Hunt, chief statistician for population, assisted by Dr. Edwin M. Bliss, expert special agent.

The delay in the completion of the report on religious bodies was due to numerous interruptions during its preparation on account of urgent war work.

Very respectfully,

SAM. L. ROGERS,
Director of the Census.

Hon. WILLIAM C. REDFIELD,
Secretary of Commerce.

RELIGIOUS BODIES: 1916

RELIGIOUS BODIES: 1916.

INTRODUCTION.

SCOPE OF THE REPORT.

This report was prepared under the provisions of the permanent census act, approved March 6, 1902, as amended by the act of June 7, 1906. Its purpose is to present statistics of the number of organizations, members, etc., of the different religious denominations of the country and to give, in addition, a review of their historical origin and development, their doctrine, polity, and their missionary, educational, and philanthropic activities. The statistics relate, as near as may be, to the close of the calendar year 1916, and were collected for each local church organization; they include, in addition to membership, church edifices, value of church property and debt on same, value of parsonages, expenditures, and Sunday schools; languages used in conducting church services; and some special statistics regarding missionary activities and ministers and their compensation. There is no attempt to present or measure the intangible features of church life or to estimate their value; nor does the report touch, except incidentally, those activities which, although conducted by church people and having sympathetic relation with church organizations, are not under the direct control of those organizations. Among these are such organizations as the Young Men's Christian Association, the Young Women's Christian Association, the Woman's Christian Temperance Union, and others; the American Bible Society, the American Tract Society, etc. These have been omitted, not from any failure to recognize the character of their work, but because the scope of the report is specifically limited, as in 1906, to organizations for religious worship, each of which has a separate and distinct membership.

There are certain cults which, while claiming a number of adherents, are not so organized as to make their presentation as religious bodies permissible. Among these the strongest is undoubtedly what is known as "New Thought," which has an international association, with headquarters at Washington, D. C., and claims large numbers of adherents. There are a number of local "centers," but neither these nor the general body have any distinctive membership, most if not all of the individuals connected with them being identified, more or less closely, with existing church organizations. Another body, known as the "Mil-

lenial Dawn," has a number of "meetings" in different parts of the country, as have also the "Russellites," or followers of Pastor Russell, but in neither case was it feasible to obtain any definite statistics. Inquiries have been made of the bureau in regard to the "Holy Rollers," and an effort was made to identify them with specific organizations. It seems probable that the term applies to certain congregations whose members display physical manifestations in their services, similar to those exhibited by some religious bodies in the latter part of the eighteenth and early part of the nineteenth centuries, and which attract public notice for a time, but gradually subside into more normal ways of church life.

The investigation for 1916 was limited to continental United States, and does not include statistics of organizations in outlying possessions or in foreign lands.

In connection with the preparation of the schedules to be used in this religious census, conferences were held with a special committee of the Federal Council of the Churches of Christ in America, appointed to cooperate with the bureau, and with a representative of the Roman Catholic Church, and the suggestions made at these conferences were most helpful to the bureau in determining the extent and form of the inquiries to be made. Two schedules were used, as follows:

SCHEDULE FOR LOCAL CHURCH ORGANIZATIONS.

1. Denomination.
2. Division (conference, diocese, district, etc.).
3. Local name of church (in full).
4. Location (state, county, city, town, village, or township, etc.).
5. Members (total number, males and females; under 13 years of age).
6. Date of organization of local church.
7. Language or languages used in church services.
8. Number of church edifices.
9. Other buildings used for church work.
10. Value of church property (church edifices, residence of pastor, and other buildings, if owned and used by church).
11. Debt on church property (church edifices, other buildings).
12. Expended by church during past year (running expenses, repairs or improvements, benevolences, all other expenses).
13. Sunday schools conducted by local church (schools, officers and teachers, scholars, male, female; scholars who are church members).

(Instructions for filling the schedule were printed on the reverse side and space was provided for the name, official title, and address of the person filling it out.)

SCHEDULE FOR MINISTERS.

1. Name of minister, priest, or rabbi.
2. Denominational connection.
3. Location (state, county, city, town, village, or township, etc.; post-office address, if different).
4. Name, location, and denomination of the churches which you are now serving.
5. State whether pastor, associate or assistant pastor, supply, emeritus, retired, etc.
6. Total amount of salary received during the past year for church service.
7. If in other than pastoral or preaching service, state occupation and position.
8. Date of ordination.
9. Date of entrance on present pastorate.
10. Age at last birthday.
11. State whether graduate of college or of theological school.

The schedule inquiries of 1916 did not differ greatly from those of 1906, the first census of religious bodies taken under the permanent census organization. Inquiries were added in 1916 as to the number of members under 13 years of age; the sex of Sunday school scholars, and the number who were church members; the number of buildings other than church edifices used for church work, with their value and debt; and the amount of church expenditures for the year. The inquiry as to the seating capacity of church edifices was omitted in 1916, and, as specified above, a separate schedule was used for ministers.

The two censuses of 1916 and 1906 were much more comprehensive than that of 1890, with which comparisons, so far as available, are made in this report. The inquiries in 1890 were as follows: Organizations; church edifices and seating capacity; halls, school-houses, etc., and seating capacity; value of church property; and communicants or members. A statement was also requested in 1890 as to the number of ministers in each denomination as a whole. No statistics are available for 1880, as the tabulations made of church and Sunday school statistics collected at that census were not completed. At the censuses of 1850, 1860, and 1870 a few inquiries were made concerning churches by denominations, and the results are presented in a summary on page 24.

METHODS OF COLLECTING DATA.

Statistics of churches.—The statistics of churches for this report were gathered mainly by correspondence with the local church organizations, generally through the pastor or clerk. The lists of church organizations were obtained, wherever possible, from yearbooks, minutes, almanacs, or other denominational publications; or, lacking these, from officials or other persons well acquainted with the denominations for which lists were being sought. For independent churches, including federated or union churches, the list of 1906 was used as a basis, and further investigation was made by examining city directories, and through requests to pastors of churches or to denominational officers for the names and addresses of such churches.

A card schedule, containing the various items of inquiry, was sent to each church organization on the lists, together with brief instructions concerning it, a general circular letter, and a return penalty envelope which required no payment of postage. When, through faulty address or for other cause, these schedules were returned unclaimed, other means, varying according to conditions, were employed to reach the churches. If after a reasonable time no reply was received, a reminder was sent, followed, in case of necessity, by a second reminder inclosing a second schedule. Where these failed, special letters were sent to denominational officers, home missionary superintendents, or others, and as a last resort such published statistics as were available were accepted. If all means of securing the desired information failed, the churches were dropped from the lists.

In the case of some loosely organized denominations or denominations largely foreign in their membership, special agents were appointed, who, through official position or personal familiarity with conditions, were able to supplement the correspondence or conduct the entire work of collecting the statistics.

The statistics were collected by special agents for 68 denominations, including 4 bodies of Plymouth Brethren, Churches of Christ, 6 Eastern Orthodox Churches, Jewish congregations, Church of Jesus Christ of Latter Day Saints, the Mennonite bodies, Salvation Army, Volunteers of America, and a number of minor Baptist bodies. For 10 denominations the statistics were collected partly by correspondence and partly by special agents. Among these were the Southern Baptist Convention, the Pentecostal Church of the Nazarene, Synod for the Norwegian Lutheran Church, Colored Methodist Episcopal Church, and the United Brethren in Christ (Old Constitution). For certain of the Negro bodies, also, the returns were finally completed through a personal canvass by clerks sent out from the Census Bureau.

Of the 227,487 schedules secured from all churches, 62.7 per cent were secured through correspondence, 30 per cent partly through correspondence and partly through special agents, and 7.3 per cent through special agents alone.

Statistics of ministers.—The statistics of ministers were gathered by sending a card schedule to the ministers direct. The lists of ministers, with addresses, were obtained in most cases, as in the case of the churches, from various denominational publications.

Statistics of undenominational and union Sunday schools.—These statistics were compiled for the Bureau of the Census by the International Sunday School Association; of Chicago, Ill.

Statistics of activities.—The statistics for the missionary, educational, and philanthropic activities of the churches were obtained partly by correspondence and partly from published reports of the denominational societies, and are thus on a different basis

from the statistics of benevolences included in the item of expenditures on the church schedule. It was found necessary to limit the sources of information to the organized societies and in some instances to combine the returns for two or more of these societies. Questionnaires were sent out and these returns were frequently supplemented by further correspondence and by the examination of published reports.

History, doctrine, etc.—The statements of history, doctrine, polity, and work for those denominations that have come into existence since 1906 were furnished for the most part by prominent persons, usually officials in the denominations, in accordance with a general outline covering the specific points to be set forth under each head. They were reviewed in the office and supplemented, when necessary, by further correspondence and investigation. For those denominations included in the census of 1906, the statements published at that census were submitted to some persons in the respective denominations who were competent to pass upon them, for correction or such additional statement as was needed to indicate the development during the decade.

CONDUCT OF THE WORK.

For the collection of the statistics of religious bodies there was prepared a card catalogue of churches (about 230,000) and one of ministers (over 150,000). There were printed 800,000 schedules (450,000 for churches and 350,000 for ministers), 700,000 circular letters, over 1,500,000 envelopes (outgoing and return), and several hundred thousand special notices and letters used for different denominations, forms for reminders and subordinate inquiries, and questionnaires, etc., for special agents.

The schedules, when received, were checked to the card catalogue and then examined as to fullness or consistency of report, and, where necessary, correspondence was had with those making incomplete or inconsistent reports, due often, in the latter case, to a misinterpretation of the inquiry. Schedules for each denomination, when ready for tabulation, were classified by geographical area (states, counties, cities) under each ecclesiastical division, and the transcription sheets, to which the answers on each schedule were finally transferred, form the basis of the tables presented in this report. The first church schedules were mailed on January 4, 1917, and at the end of June completed schedules had been received for more than half (56.7 per cent) of all the church organizations; at the end of October for more than four-fifths, and at the end of the calendar year 1917 for all but about 3 per cent; but, because of the desire to have a full and correct census of religious bodies, the collection was continued until the end of March, 1918. As a result of this effort, although some churches failed to make returns as requested, the statistics herein presented may be said to constitute a sub-

stantially complete report for each and all of the denominations represented.

DIFFICULTIES ENCOUNTERED.

In the conduct of the work, both in the collection of the statistics and the interpretation of the schedules, certain difficulties were encountered which deserve special mention.

First, was the lack of accurate and complete lists of churches or ministers. In even the best-organized bodies published lists were not infrequently found to be unreliable, churches that had become dead or dormant were still carried on the rolls, while changes of address were innumerable.

Second, the failure of pastors or clerks and even of denominational officers to reply promptly. The situation in this respect was better than in 1906, but the fact that over 175,000 reminders were sent out to churches and to ministers, and that the collection of the schedules covered a period of 15 months, as just explained, indicates the extent to which dilatoriness in reply hampered the work of the bureau.

Third, the unwillingness of many to make replies to the inquiries. A considerable number of churches protested against the inquiries, claiming that the United States Government had no constitutional authority to make any investigation in regard to religious matters, and one denomination refused to furnish any figures, whatever. In most cases an explanation of the situation brought a response, but this required considerable correspondence and involved no little delay.

Fourth, failure to answer some of the inquiries, and inconsistencies in the answers to others, which had to be supplied or corrected before the transcription work could be done. This omission or inconsistency was due in some cases to a misunderstanding of the inquiry or to a misinterpretation of the instruction concerning it, but in either event it necessitated a comparison with published statistics whenever available, or if not, correspondence concerning it. The returns as to the "date of organization of local church," "other buildings used for church work" (number, value, and debt), and the "number of Sunday school scholars who are church members" showed considerable misapprehension as to the meaning of the questions, and, as they were of somewhat minor importance, they are not included in the tabular presentations. The returns for sex distribution of Sunday school scholars were also too incomplete to be presented.

PLAN OF THE REPORT.

The report on religious bodies is published in 2 volumes. Part I consists of 14 general tables, of which 10 present statistics by denominations for the United States, states, counties, and cities, and 4 present statistics for those denominations composed wholly or in part of Negro organizations. These

general tables are preceded by a textual discussion of the various items of inquiry, such as church organizations, church members, value of property, etc., by denominations; also, the statistics of ministers in their relation to church work and their compensation; a presentation of the languages used in church services; and a summary of the work or general missionary, educational, and philanthropic activities of the denominations. It also contains summarized statistics of all denominations for states, counties, and cities and a summary of the statistics of Negro organizations. Part II presents, for each denomination separately, a statement of its history, doctrine, polity, and work, a brief summary and review of the principal statistics of the denomination, and a full presentation of the statistics by states, and by ecclesiastical divisions where they exist.

CLASSIFICATION OF RELIGIOUS BODIES.

Any satisfactory classification of religious bodies is extremely difficult if not impossible. A strictly alphabetical arrangement is impracticable. The grouping by denominational families, so far as is possible, is convenient for reference, but is misleading statistically, as there are many Baptist bodies which do not bear the name Baptist, and the terms Catholic, Methodist, Presbyterian, etc., are by no means inclusive; also, new affiliations or separations are constantly taking place, while names formerly accepted become inappropriate and even those most widely used are challenged.

It has seemed best in this report to retain the arrangement of single denominations and denominational families adopted in previous reports and in practical use by religious bodies, but to omit from the tables all family totals and to present statistics for each body independently.

The total number of denominations listed in this report is 202. The Church of Christ (Scientist) refused to furnish any statistics and, although a few individual organizations responded, it was decided to omit the body from the list of denominations. Of the 202 denominations, 158 are grouped in 24 families and 44 are listed as separate denominations. Contrasted with the 188 denominations reported in 1906 (counting the 3 Baptist conventions as separate denominations), this represents a net gain of 14 denominations, there being a loss of 17 and an addition of 31 denominations. Changes in families have resulted in the dropping of 5 family names and the addition of 2. Statistics are presented for only 200 denominations, as it was impossible to obtain from the Chinese temples satisfactory reports either as to number of organizations or members, and for the "Universal Brotherhood and Theosophical Society," reported as one organization, no statistics could be obtained.

Changes in names of denominations.—The following tabular statement shows the denominations that have had a change in name since 1906:

NAME IN 1916.	NAME IN 1906.
American Rescue Workers.....	American Salvation Army.
Colored Free Will Baptists.....	United American Free Will Baptists (Colored).
Church of the Living God, Christian Workers for Fellowship.	Church of the Living God (Christian Workers for Friendship).
Church of the Living God, General Assembly.	Church of the Living God, Apostolic Church.
Christian Church (American Christian Convention).	Christians (Christian Connection).
Church of the Brethren (Conservative Dunkers).	German Baptist Brethren (Conservative).
Congregational Churches.....	Congregationalists.
Pillar of Fire.....	Pentecostal Union Church.
International Apostolic Holiness Church	International Apostolic Holiness Union.
Hutterian Brethren.....	Bruederhof Mennonite Church.
Old Order Amish Mennonite Church....	Old Amish Mennonite Church.
Old Order Mennonite Church (Wisler).	Old (Wisler) Mennonite Church.
Mennonite Brethren Church of North America.	Schellenberger Brueder-Gemeinde.
Central Conference of Mennonites.....	Central Illinois Conference of Mennonites.
Conference of Defenseless Mennonites of North America.	Nebraska and Minnesota Conference of Mennonites.
Associate Reformed Presbyterian Church.	Associate Reformed Synod of the South.
Polish National Catholic Church of America.	Polish National Church of America.
Swedish Evangelical Free Church.....	Swedish Evangelical Free Mission.
Theosophical Society.....	Theosophical Society in America.

Denominations consolidated since 1906.—The following nine denominations reported in 1906 have been consolidated with other denominations¹:

NAME OF DENOMINATION.	DENOMINATION WITH WHICH UNITED.
Church of the Living God, Church of Christ in God.	Church of the Living God, Christian Workers for Fellowship.
Gospel Mission.....	Christian and Missionary Alliance.
German Evangelical Protestant Ministers' Association.	Evangelical Protestant Church of North America.
German Evangelical Protestant Ministers' Conference.	
German Evangelical Lutheran Synod of Texas.	Different Lutheran synods.
Evangelical Lutheran Synod of Michigan and Other States.	Different Lutheran synods.
Slovak Evangelical Lutheran Synod of America.	Evangelical Lutheran Synodical Conference of America.
Amish Mennonite Church.....	The Mennonite Church.
Reformed Presbyterian Church in the United States and Canada.	Reformed Presbyterian Church in North America, General Synod.

New denominations.—Of the 31 denominations listed in 1916 for the first time, 3 are the result of divisions in existing bodies; 4 are reorganizations of existing bodies; 5 were in existence before 1906 but were not then reported; 5 are the result of immigration, and 14 are newly organized bodies, having no special relation to previously existing bodies, though the individual church organizations had some denominational connection. The full explanation in each case is given in connection with the historical statement for the denomination in Part II. The lists are as follows:

DENOMINATIONS FORMED BY DIVISION FROM EXISTING BODIES.	DENOMINATIONS FROM WHICH WITHDRAWN.
Brethren, Plymouth, V.....	Brethren, Plymouth, III.
Brethren, Plymouth, VI.....	Brethren, Plymouth, IV.
Progressive Spiritual Church.....	Spiritualists.
DENOMINATIONS FORMED BY REORGANIZATION OF EXISTING BODIES.	DENOMINATIONS FROM WHICH ORGANIZED.
Evangelical Protestant Church of North America.	German Evangelical Protestant Ministers' Association.
Conservative Amish Mennonite Church.	German Evangelical Protestant Ministers' Conference.
Kleine Gemeinde.....	Other Mennonite bodies.
Stauffer Mennonites.....	

¹ The Norwegian Lutheran Church of America (organized from the Norwegian Synod, the United Norwegian Church, and Hauge's Synod) and the United Lutheran Church (formed by a union of the General Synod, the United Synod, South, and the General Council are not included in this statement, as the reorganizations did not become effective until after the collection of the statistics.

Denominations existing before 1906, but not reported:

- Regular Baptists.
- Church of God (New Dunkers).
- Colored Methodist Protestant Church.
- African American Methodist Episcopal Church.
- Old Roman Catholic Church.

Denominations added through immigration:

- Eastern Orthodox Churches—
 - Albanian Orthodox Church.
 - Bulgarian Orthodox Church.
 - Rumanian Orthodox Church.

- Jacobite Church (Assyrian).
- Lithuanian National Catholic Church.

Newly organized denominations:

- Assemblies of God, General Council.
- Christian and Missionary Alliance.
- Church of the Universal Messianic Message.
- Churches of the Living God—
 - Church of the Living God.
- Churches of God, General Assembly.
- Evangelistic associations—
 - Apostolic Church.
 - Church of God as Organized by Christ.
 - Church Transcendent.

- Holiness Church.
- Independent Bohemian and Moravian Brethren Churches.
- Old Catholic Churches in America—
 - American Catholic Church.
 - Catholic Church of North America.
- Pentecostal Holiness Church.
- Norwegian-Danish Free Church.

Denominations reported in 1906, omitted in 1916.—

Of the 17 denominations presented in the report for 1906 and omitted from this report, 7 were dropped from the list, since, so far as can be learned, organic denominational existence has ceased. Some individual churches formerly connected with these bodies are included with the Independent churches. These 7 bodies are:

- Evangelical Adventists.
- Churches of God (Adventist), Unattached Congregations.
- Christian Catholic Church in Zion.
- Christian Israelite Church.
- Heavenly Recruit Church.
- Reformed Presbyterian Church (Covenanted).
- Reformed Catholic Church.

*Changes in denominational families.—*The family name of Swedish Evangelical bodies was changed to Scandinavian Evangelical bodies on account of the addition of the Norwegian-Danish Free Church since 1906. Other changes in families since 1906 are as follows:

NAME OF FAMILY IN 1906.	REASON FOR OMISSION IN 1916.
Catholic Apostolic Churches.....	Preference of some of the constituent bodies to be considered unrelated denominations.
Disciples of Christians.....	
Salvationists.....	
Evangelical bodies.....	Limitation of the term Evangelical to two bodies considered inappropriate.
German Evangelical Protestant bodies..	Union of constituent denominations in one body.
NAME OF FAMILY.	OCCASION FOR FORMATION.
Old Catholic Churches in America.....	Organization of three churches of this type, one previous to 1906 but not then reported, and two since that date.
Spiritualists.....	Organization of Progressive Spiritual Church since 1906.

LIST OF DENOMINATIONS FOR 1916.

The list of denominations as finally adopted for 1916 is as follows:

Adventist bodies:

- Advent Christian Church.
- Seventh-day Adventist Denomination.
- Church of God (Adventist).
- Life and Advent Union.
- Churches of God in Christ Jesus.

American Rescue Workers.

Armenian Church.

Assemblies of God, General Council.

Bahais.

Baptist bodies:

- Baptists—
 - Northern Baptist Convention.
 - Southern Baptist Convention.
 - National Baptist Convention.

General Six Principle Baptists.

Seventh Day Baptists.

Free Baptists.

Free Will Baptists.

Colored Free Will Baptists.

Free Will Baptists (Bullockites).

General Baptists.

Separate Baptists.

Regular Baptists.

United Baptists.

Duck River and Kindred Associations of Baptists (Baptist Church of Christ).

Primitive Baptists.

Colored Primitive Baptists.

Two-Seed-in-the-Spirit Predestinarian Baptists.

Brethren, German Baptist (Dunkers):

Church of the Brethren (Conservative Dunkers).

Old Order German Baptist Brethren.

The Brethren Church (Progressive Dunkers).

German Seventh Day Baptists.

Church of God (New Dunkers).

Brethren, Plymouth:

Brethren, Plymouth, I.

Brethren, Plymouth, II.

Brethren, Plymouth, III.

Brethren, Plymouth, IV.

Brethren, Plymouth, V.

Brethren, Plymouth, VI.

Brethren, River:

Brethren in Christ.

Old Order or Yorker Brethren.

United Zion's Children.

Buddhists:

Chinese temples.

Japanese temples.

Catholic Apostolic Church.

Christadelphians.

Christian and Missionary Alliance.

Christian Church (American Christian Convention).

Christian Union.

Church of God and Saints of Christ.

Church of the Universal Messianic Message.

Churches of Christ.

Churches of God, General Assembly.

Churches of God in North America, General Eldership of the.

Churches of the Living God:

Church of the Living God.

Church of the Living God, Christian Workers for Fellowship.

Church of the Living God, General Assembly.

Churches of the New Jerusalem:

General Convention of the New Jerusalem in the United States of America.

General Church of the New Jerusalem.

Communitistic societies:

Amana Society.

United Society of Believers (Shakers).

Congregational Churches.

Disciples of Christ.

Eastern Orthodox Churches:

Albanian Orthodox Church.

Bulgarian Orthodox Church.

Greek Orthodox Church (Hellenic).

Rumanian Orthodox Church.

Russian Orthodox Church.

Serbian Orthodox Church.

Syrian Orthodox Church.

Evangelical Association.

Evangelical Protestant Church of North America.

Evangelistic associations:

Apostolic Church.

Apostolic Christian Church.

Apostolic Faith Movement.

Christian Congregation.

Church of Daniel's Band.

Church of God as Organized by Christ.

Church Transcendent.

Hephzibah Faith Missionary Association.

Lumber River Mission.

Metropolitan Church Association.

Missionary Church Association.

Peniel Missions.

Pentecost Bands of the World.

Pillar of Fire.

Voluntary Missionary Society in America.

Free Christian Zion Church of Christ.

Friends:

Society of Friends (Orthodox).

Religious Society of Friends (Hicksite).

Orthodox Conservative Friends (Wilburite).

Friends (Primitive).

German Evangelical Synod of North America.

Holiness Church.

Independent churches.

International Apostolic Holiness Church.

Jacobite Church (Assyrian).

Jewish congregations.

Latter Day Saints:

Church of Jesus Christ of Latter Day Saints.

Reorganized Church of Jesus Christ of Latter Day Saints

Lithuanian National Catholic Church.

Lutheran bodies:

General Synod of the Evangelical Lutheran Church in the United States of America.

United Synod of the Evangelical Lutheran Church in the South.

General Council of the Evangelical Lutheran Church in North America.

Evangelical Lutheran Synodical Conference of America.

Norwegian Lutheran Church of America—

Hauge's Norwegian Evangelical Lutheran Synod.

Synod for the Norwegian Evangelical Lutheran Church of America.

United Norwegian Lutheran Church in America.

Evangelical Lutheran Joint Synod of Ohio and Other States.

Lutheran Synod of Buffalo.

Evangelical Lutheran Church in America, Eielsen's Synod.

Evangelical Lutheran Synod of Iowa and Other States.

Lutheran bodies—Continued.

Danish Evangelical Lutheran Church in America.

Icelandic Evangelical Lutheran Synod in North America.

Immanuel Synod of the Evangelical Lutheran Church in North America.

Finnish Evangelical Lutheran Church of America, or Suomi Synod.

Lutheran Free Church (Norwegian).

United Danish Evangelical Lutheran Church in America.

Finnish Evangelical Lutheran National Church.

Apostolic Lutheran Church (Finnish).

Church of the Lutheran Brethren of America (Norwegian).

Evangelical Lutheran Jehovah Conference.

Mennonite bodies:

Mennonite Church.

Hutterian Brethren.

Conservative Amish Mennonite Church.

Old Order Amish Mennonite Church.

Church of God in Christ (Mennonite).

Old Order Mennonite Church (Wisler).

Reformed Mennonite Church.

General Conference of Mennonites of North America.

Defenseless Mennonites.

Mennonite Brethren in Christ.

Mennonite Brethren Church of North America.

Krimmer Brueder-Gemeinde.

Kleine Gemeinde.

Central Conference of Mennonites.

Conference of the Defenseless Mennonites of North America.

Stauffer Mennonites.

Methodist bodies:

Methodist Episcopal Church.

Methodist Protestant Church.

Wesleyan Methodist Connection of America.

Primitive Methodist Church in the United States of America.

Methodist Episcopal Church, South.

Congregational Methodist Church.

Free Methodist Church of North America.

New Congregational Methodist Church.

African Methodist Episcopal Church.

African Methodist Episcopal Zion Church.

Colored Methodist Protestant Church.

Union American Methodist Episcopal Church.

African Union Methodist Protestant Church.

Colored Methodist Episcopal Church.

Reformed Zion Union Apostolic Church.

African American Methodist Episcopal Church.

Reformed Methodist Union Episcopal Church.

Moravian bodies:

Moravian Church (Unitas Fratrum).

Evangelical Union of Bohemian and Moravian Brethren in North America.

Independent Bohemian and Moravian Brethren Churches.

New Apostolic Church.

Nonsectarian Churches of Bible Faith.

Old Catholic Churches in America:

Old Roman Catholic Church.

American Catholic Church.

Catholic Church of North America.

Pentecostal Church of the Nazarene.

Pentecostal Holiness Church.

Polish National Catholic Church of America.

Presbyterian bodies:

Presbyterian Church in the United States of America.

Cumberland Presbyterian Church.

Colored Cumberland Presbyterian Church.

Welsh Calvinistic Methodist Church.

United Presbyterian Church of North America.

Presbyterian bodies—Continued.

Presbyterian Church in the United States.

Associate Synod of North America (Associate Presbyterian Church).

Associate Reformed Presbyterian Church.

Synod of the Reformed Presbyterian Church of North America.

Reformed Presbyterian Church in North America, General Synod.

Protestant Episcopal Church.

Reformed bodies:

Reformed Church in America.

Reformed Church in the United States.

Christian Reformed Church.

Hungarian Reformed Church in America.

Reformed Episcopal Church.

Roman Catholic Church.

Salvation Army.

Scandinavian Evangelical bodies:

Swedish Evangelical Mission Covenant of America.

Swedish Evangelical Free Church.

Norwegian-Danish Free Church.

104629°—19—2

Schwenkfelders.

Social Brethren.

Society for Ethical Culture.

Spiritualists:

Spiritualists (National Spiritualists' Association).

Progressive Spiritual Church.

Temple Society in the United States (Friends of the Temple).

Theosophical societies:

Theosophical Society.

Theosophical Society, New York.

Theosophical Society, American Section.

Universal Brotherhood and Theosophical Society.

Unitarians.

United Brethren bodies:

Church of the United Brethren in Christ.

Church of the United Brethren in Christ (Old Constitution).

United Evangelical Church.

Universalists.

Vedanta Society.

Volunteers of America.

SUMMARY OF RESULTS.

GENERAL SUMMARY.

This volume of the report on religious bodies presents statistical tables with textual discussion of the same. As stated in the Introduction, these statistics were collected from the local church organizations of the different denominations and present facts concerning the number of such organizations, their membership, church edifices, value of church property, debt on church property, parsonages, expenditures, and Sunday schools. Additional information, not comprised in the general tables, is presented concerning the languages used in church services, the status and compensation of ministers, and the general missionary and benevolent activities of the denominations.

The investigation relates to continental United States only, and does not extend to any outlying possessions. The figures in general represent conditions at the close of the year 1916. In some cases, however, where the financial or ecclesiastical year covered a portion of both 1916 and 1917, report for such period was accepted. For the most part the figures are from definite church records, though where, as in loosely organized bodies, such records were not available, persons making the reports were permitted to give estimates.

It will be noted that the tables present no totals for the family groups. As stated in the Introduction, the classification by families is made for convenience of reference and on account of its acceptance and general use by denominations, but the constituent bodies of a family are not regarded as having the organic or corporate unity that would give the totals statistical significance.

Table 1 gives a summary of the more important items reported for the different denominations. It shows the total number of local church organizations in each body, the total membership, the number of church edifices, the value of church property, and the debt, the value of parsonages, the amount of expenditures reported by local organizations, and the number of Sunday schools and Sunday-school scholars. Certain items, as sex distribution of membership, number of places of worship other than church edifices, number of Sunday-school officers and teachers, and the number of organizations reporting each item, are not presented in this table, but will be found in Table 60, page 142.

TABLE 1.—SUMMARY OF PRINCIPAL STATISTICS, BY DENOMINATIONS: 1916.

DENOMINATION.	Total number of organizations.	Number of members reported. ¹	Number of church edifices reported. ¹	CHURCH PROPERTY.		Value of parsonages reported. ¹	Amount of expenditures reported. ¹	SUNDAY SCHOOLS.	
				Value reported. ¹	Debt reported. ¹			Number reported. ¹	Number of scholars reported.
All denominations.....	227,487	41,926,854	203,432	\$1,676,600,582	\$164,864,899	\$218,846,096	\$328,809,999	194,759	19,935,890
Adventist bodies:									
Advent Christian Church.....	535	30,597	418	1,188,070	95,970	143,050	274,446	383	21,007
Seventh-day Adventist Denomination.....	2,011	79,355	1,231	2,568,495	209,154	20,450	1,887,772	1,929	74,863
Church of God (Adventist).....	22	848	8	8,200			2,358		
Life and Advent Union.....	13	658	8	41,600	12,250		8,996	9	439
Churches of God in Christ Jesus.....	87	3,457	52	78,870	1,290	4,050	13,016	55	2,493
American Rescue Workers.....	29	611	2	1,900	25		22,682	13	438
Armenian Church.....	34	27,450	10	142,500	31,300		32,440	7	665
Assemblies of God, General Council.....	118	6,703	63	101,779	12,460	7,021	61,941	81	4,379
Bahais.....	57	2,884	1	1,273			6,877	4	123
Baptist bodies:									
Baptists—									
Northern Baptist Convention.....	8,159	1,232,135	8,105	94,644,133	7,302,769	8,325,422	16,082,462	8,188	1,028,952
Southern Baptist Convention.....	23,627	2,708,870	19,770	58,348,373	3,153,158	4,471,683	15,063,743	18,162	1,665,996
National Baptist Convention.....	21,113	2,938,579	20,146	41,184,920	3,433,366	964,325	8,361,919	20,099	1,181,270
General Six Principle Baptists.....	10	456	11	25,850		3,000	2,483	6	278
Seventh Day Baptists.....	68	7,980	62	307,600	2,150	95,200	67,695	66	5,005
Free Baptists.....	171	12,570	159	670,720	19,846	106,650	123,363	147	11,642
Free Will Baptists.....	750	54,833	656	517,240	6,260	9,630	75,835	396	22,421
Colored Free Will Baptists.....	170	13,362	164	178,385	9,525		36,647	90	4,168
Free Will Baptists (Bullockites).....	12	184	6	3,450			275	1	12
General Baptists.....	518	33,466	390	421,837	17,362	11,100	64,698	305	18,545
Separate Baptists.....	46	4,254	41	47,565	110		9,468	30	1,711
Regular Baptists.....	401	21,521	192	141,480	1,462	3,100	11,855	50	2,587
United Baptists.....	254	22,097	82	52,147	20		4,837	17	701
Duck River and Kindred Associations of Baptists (Baptist Church of Christ).....	105	6,872	51	40,600			2,518	8	399
Primitive Baptists.....	2,143	80,311	1,697	1,601,807	12,053	14,900	96,270		
Colored Primitive Baptists.....	336	15,144	236	154,690	8,507	13,940	22,881	88	3,201
Two-Seed-in-the-Spirit Predestinarian Baptists.....	55	679	37	23,950			170		
Brethren, German Baptist (Dunkers):									
Church of the Brethren (Conservative Dunkers).....	999	105,102	1,340	3,990,898	129,705	160,300	705,725	1,279	111,686
Old Order German Baptist Brethren.....	67	3,399	73	107,212			7,120		
The Brethren Church (Progressive Dunkers).....	203	24,060	192	896,725	114,289	67,250	204,562	193	23,728
German Seventh Day Baptists.....	5	136	3	33,000		2,000	1,980	3	152
Church of God (New Dunkers).....	13	929	13	28,000			5,243	12	799

¹ For number of organizations reporting, in each principal denomination, see Table 2; for all denominations, see Table 60, p. 142.

TABLE 1.—SUMMARY OF PRINCIPAL STATISTICS, BY DENOMINATIONS: 1916—Continued.

DENOMINATION.	Total number of organizations.	Number of members reported. ¹	Number of church edifices reported. ¹	CHURCH PROPERTY.		Value of parsonages reported. ¹	Amount of expenditures reported. ¹	SUNDAY SCHOOLS.	
				Value reported. ¹	Debt reported. ¹			Number reported. ¹	Number of scholars reported.
Brethren, Plymouth:									
Brethren, Plymouth, I.	161	3,896	21	\$51,650	\$24,190		\$54,030	96	4,094
Brethren, Plymouth, II.	130	5,928	25	108,751	23,950		89,694	108	5,884
Brethren, Plymouth, III.	17	476					3,723	5	333
Brethren, Plymouth, IV.	72	1,389					17,630	6	194
Brethren, Plymouth, V.	80	1,820	1	1,200			17,899	43	1,109
Brethren, Plymouth, VI.	10	208					2,978	3	64
Brethren, River:									
Brethren in Christ.	72	3,805	64	218,875	215	\$9,000	31,841	61	4,631
Old Order of Yorker Brethren.	9	432					400		
United Zion's Children.	31	1,152	27	67,125	11,550		2,511	10	827
Buddhists:									
Chinese temples. ²	12	5,639	12	73,050	6,055	7,000	24,252	7	299
Japanese temples.	13	2,768	9	165,000	6,000		29,740	4	176
Catholic Apostolic Church.	145	2,922	17	19,743	675	2,000	16,340	79	1,825
Christadelphians.	166	9,625	126	590,150	137,657	78,000	232,029	161	10,735
Christian and Missionary Alliance.	1,265	118,787	1,171	3,569,471	147,494	379,750	644,044	1,115	91,853
Christian Church (American Christian Convention).	220	13,692	193	341,510	9,169	11,000	47,079	173	11,582
Christian Union.	94	3,311	37	43,746	11,754		18,674	57	1,526
Church of God and Saints of Christ.	20	266		425			2,816	4	80
Church of the Universal Messianic Message.	5	317,937	4,342	5,644,096	136,003	28,900	679,191	3,441	167,809
Churches of Christ.	5,570	7,784	122	73,283	6,639	3,000	32,090	143	6,475
Churches of God, General Assembly.	202	28,376	391	1,418,787	90,958	194,600	266,338	393	39,259
Churches of God in North America, General Eldership of the.	443	1,743	27	23,875	1,033		6,199	27	491
Churches of the Living God.	28	9,626	60	78,955	7,350		18,812	99	2,328
Church of the Living God, Christian Workers for Fellowship.	155	266	6	12,700	7,100	250	3,704	10	168
Church of the Living God, General Assembly.	10								
Churches of the New Jerusalem:									
General Convention of the New Jerusalem in the United States of America.	108	6,352	72	1,711,090	30,466	68,000	172,463	67	2,732
General Church of the New Jerusalem.	15	733	8	55,032	11,000	5,000	16,666	14	318
Communitistic societies:									
Amana Society.	7	1,534	22	16,300					
United Society of Believers (Shakers).	12	387	8	20,750		2,000	750	6	96
Congregational Churches.	5,867	791,274	5,744	80,842,813	3,928,253	9,295,284	14,220,133	5,804	654,922
Disciples of Christ.	8,408	1,226,028	6,815	40,327,201	4,160,239	2,318,852	8,797,820	7,706	942,879
Eastern Orthodox Churches:									
Albanian Orthodox Church.	2	410					2,482		
Bulgarian Orthodox Church.	4	1,992	4	18,500	4,000		5,051		
Greek Orthodox Church (Hellenic).	87	119,871	59	1,115,464	322,423	13,200	230,288	17	1,088
Rumanian Orthodox Church.	2	1,994	1	18,000	15,000	6,500	11,520	2	123
Russian Orthodox Church.	169	99,681	164	2,137,713	982,048	503,614	549,776	126	6,739
Serbian Orthodox Church.	12	14,301	10	106,700	21,112	15,300	29,353	9	653
Syrian Orthodox Church.	25	11,591	26	180,507	70,779	14,500	28,498	8	515
Evangelical Association.	1,636	120,756	1,582	8,317,978	771,943	1,932,269	1,939,368	1,574	172,129
Evangelical Protestant Church of North America.	37	17,962	42	1,193,950	83,150	170,300	197,194	38	7,997
Evangelistic associations:									
Apostolic Church.	2	112	2	6,400	500		650	1	60
Apostolic Christian Church.	54	4,766	51	265,325	1,000	2,000	29,893	48	3,068
Apostolic Faith Movement.	24	2,196	8	40,950	4,000	5,400	38,380	16	711
Christian Congregation.	7	645	5	11,500			1,650	5	376
Church of Daniel's Band.	6	393	5	7,800			895	1	22
Church of God as Organized by Christ.	17	227	3	1,500			50		
Church Transcendent.	3	91	1	4,500	2,200		700	3	84
Hephzibah Faith Missionary Association.	12	352	11	21,100	350	4,000	3,287	12	502
Lumber River Mission.	6	434	6	6,425			323	6	358
Metropolitan Church Association.	7	704	1	100,000	40,000		80,635	3	423
Missionary Church Association.	25	1,554	21	84,700	1,500	6,000	37,930	29	3,022
Peniel Missions.	10	257	2	111,600		1,000	5,765	4	66
Pentecost Bands of the World.	10	218	10	18,500	7,900	9,500	4,420	10	430
Pillar of Fire.	21	1,129	8	171,555	14,800	4,295	57,790	14	559
Voluntary Missionary Society in America.	4	855	4	2,580	63		2,199	4	386
Free Christian Zion Church of Christ.	35	6,225	35	35,900	1,700	8,500	19,154	35	3,411
Friends:									
Society of Friends (Orthodox).	809	92,379	733	4,262,893	119,794	326,830	714,166	718	64,583
Religious Society of Friends (Hicksite).	166	17,170	168	1,356,200	800		100,777	107	6,296
Orthodox Conservative Friends (Wilburite).	50	3,373	46	95,380	1,600		10,144	3	244
Friends (Primitive).	2	60	2	6,000			406		
German Evangelical Synod of North America:									
Holiness Church.	1,336	339,853	1,267	13,118,273	1,492,479	2,668,175	2,375,690	1,244	145,377
Independent churches.	33	926	28	34,200	652	5,600	8,988	21	680
International Apostolic Holiness Church.	579	54,393	462	4,429,598	294,284	362,300	765,815	488	39,077
Jacobite Church, (Assyrian).	170	5,276	116	200,468	33,463	9,900	73,639	152	7,923
Jewish congregations.	15	748							
Letter Day Saints:	1,901	357,135	874	31,012,576	6,502,872	164,150	4,352,935	697	66,522
Church of Jesus Christ of Latter Day Saints.	965	403,388	905	6,283,226	268,230	57,195	804,068	1,058	152,930
Reorganized Church of Jesus Christ of Latter Day Saints.	565	58,941	382	871,571	62,204	4,750	145,036	558	28,222
Lithuanian National Catholic Church.	7	7,343	6	88,000	65,700	6,000	17,374	1	140
Lutheran bodies:									
General Synod of the Evangelical Lutheran Church in the United States of America.	1,846	370,715	1,813	24,271,797	2,376,634	2,886,790	4,342,251	1,810	311,501
United Synod of the Evangelical Lutheran Church in the South.	492	56,656	488	2,572,245	166,181	451,250	446,283	441	43,697
General Council of the Evangelical Lutheran Church in North America.	2,389	540,642	2,330	32,108,091	4,530,425	4,187,578	5,630,234	2,385	307,595
Evangelical Lutheran Synodical Conference of America.	3,621	777,701	3,301	25,973,538	3,261,637	5,792,672	6,721,599	1,584	110,300
Norwegian Lutheran Church of America—									
Hauge's Norwegian Evangelical Lutheran Synod.	362	29,893	255	1,128,488	72,713	185,500	270,914	298	14,011
Synod for the Norwegian Evangelical Lutheran Church of America.	987	112,673	800	4,383,151	363,588	898,874	836,923	465	24,313
United Norwegian Lutheran Church in America.	1,391	176,084	1,210	5,990,280	324,818	1,157,375	1,431,715	873	44,042
Evangelical Lutheran Joint Synod of Ohio and Other States.	827	164,968	807	679,504	5,718,462	1,247,255	1,256,673	714	66,773
Lutheran Synod of Buffalo.	42	6,128	41	244,163	32,750	54,150	68,952	23	1,524
Evangelical Lutheran Church in America, Eielsen's Synod.	20	1,206	8	23,500	900		7,030	11	245
Evangelical Lutheran Synod of Iowa and Other States.	977	130,793	879	4,057,635	250,214	1,127,225	1,089,874	808	38,120
Danish Evangelical Lutheran Church in America.	101	14,544	93	394,809	44,934	148,352	105,356	68	2,981
Icelandic Evangelical Lutheran Synod in North America.	14	1,830	12	35,450	1,360	4,000	4,720	11	435
Immanuel Synod of the Evangelical Lutheran Church in North America.	15	2,978	8	78,000		16,750	13,905	9	669
Finnish Evangelical Lutheran Church of America, or Suomi Synod.	134	18,881	92	368,771	45,953	55,330	73,977	203	9,752
Lutheran Free Church (Norwegian).	378	28,180	311	1,116,760	67,719	222,150	287,986	267	10,285

¹ For number of organizations reporting, in each principal denomination, see Table 2; for all denominations, see Table 60, p. 142.² No statistics available.

GENERAL SUMMARY.

TABLE 1.—SUMMARY OF PRINCIPAL STATISTICS, BY DENOMINATIONS: 1916—Continued.

DENOMINATION.	Total number of organizations.	Number of members reported. ¹	Number of church edifices reported. ¹	CHURCH PROPERTY.		Value of parsonages reported. ¹	Amount of expenditures reported. ¹	SUNDAY SCHOOLS.	
				Value reported. ¹	Debt reported. ¹			Number reported. ¹	Number of scholars reported.
Lutheran bodies—Continued.									
United Danish Evangelical Lutheran Church in America	192	17,324	173	\$666,780	\$45,088	\$235,470	\$193,593	178	7,777
Finnish Evangelical Lutheran National Church	64	7,933	41	126,091	16,790	12,000	15,017	54	2,077
Apostolic Lutheran Church (Finnish)	47	6,664	34	64,942	1,467	8,459	27	1,109
Church of the Lutheran Brethren of America (Norwegian)	23	892	7	45,410	6,495	1,200	14,837	22	641
Evangelical Lutheran Jehovah Conference	6	831	7	17,800	4,400	6,749	4	492
Mennonite bodies:									
Mennonite Church	307	34,965	285	1,014,248	12,562	20,750	156,069	289	37,096
Hutterian Brethren	17	982	12	11,100	109	300	14	605
Conservative Amish Mennonite Church	13	1,066	13	20,060	250	3,517	11	882
Old Order Amish Mennonite Church	88	7,665	406	5	242
Church of God in Christ (Mennonite)	21	1,125	16	23,815	400	6,333	10	676
Old Order Mennonite Church (Wisler)	22	1,608	23	43,900	185
Reformed Mennonite Church	29	1,281	29	85,965	5,606
General Conference of Mennonites of North America	114	15,407	107	544,560	15,400	22,200	149,237	109	17,594
Defenseless Mennonites	11	854	11	33,500	500	10,241	10	1,423
Mennonite Brethren in Christ	110	4,737	92	223,648	17,195	61,425	91,317	104	7,755
Mennonite Brethren Church of North America	53	6,127	47	131,605	1,700	800	38,101	60	7,716
Krimmer Bruder-Gemeinde	13	894	14	31,700	1,000	700	13,075	18	1,556
Kleine Gemeinde	3	171	2	3,200	390	25	4	66
Central Conference of Mennonites	17	2,101	16	91,500	21,621	16	2,059
Conference of the Defenseless Mennonites of North America	15	1,171	13	30,625	8,239	14	1,757
Stauffer Mennonites	5	209	3	3,000
Methodist bodies:									
Methodist Episcopal Church	29,342	3,717,785	28,406	215,104,014	16,615,195	34,751,557	43,993,681	28,580	3,872,264
Methodist Protestant Church	2,473	186,908	2,266	7,944,467	484,679	1,385,160	1,508,243	2,116	177,818
Wesleyan Methodist Church of America	579	40,778	529	787,731	37,060	243,650	329,294	529	29,850
Primitive Methodist Church in the United States of America	93	9,353	93	829,035	85,869	164,300	147,696	93	14,918
Methodist Episcopal Church, South	19,220	2,114,479	17,251	62,428,433	3,849,850	11,777,753	17,139,398	16,690	1,688,559
Congregational Methodist Church	197	12,503	195	166,932	4,353	13,806	147	8,034
Free Methodist Church of North America	1,606	35,291	1,217	2,236,325	121,979	946,618	772,038	1,197	58,553
New Congregational Methodist Church	24	1,256	18	14,450	76	1,372	6	302
African Methodist Episcopal Church	6,636	548,355	6,302	14,631,792	1,518,332	2,025,552	3,413,385	6,277	311,051
African Methodist Episcopal Zion Church	2,716	257,169	2,495	7,591,393	796,437	692,416	1,700,737	2,544	135,102
Colored Methodist Protestant Church	26	1,967	16	52,783	3,766	1,300	12,129	24	870
Union American Methodist Episcopal Church	67	3,624	59	182,305	43,091	6,950	40,664	54	1,982
African Union Methodist Protestant Church	58	3,751	53	205,825	11,255	12,950	47,231	49	2,813
Colored Methodist Episcopal Church	2,621	245,749	2,490	5,619,832	311,066	532,106	1,736,992	2,543	167,880
Reformed Zion Union Apostolic Church	47	3,977	49	79,325	1,384	13,156	43	2,505
African American Methodist Episcopal Church	28	1,310	1	6,200	1,000	2,000	13,455	6	200
Reformed Methodist Union Episcopal Church	27	2,196	27	35,500	2,740	1,150	3,420	25	699
Moravian bodies:									
Moravian Church (Unitas Fratrum)	110	26,373	117	1,368,220	68,996	306,100	309,180	112	14,954
Evangelical Union of Bohemian and Moravian Brethren in North America	23	1,714	13	19,720	250	3,950	5,499	20	565
Independent Bohemian and Moravian Brethren Churches	3	320	3	9,000	3,000	1,847	3	348
New Apostolic Church	20	3,828	6	69,710	47,040	8,210	12	689
Nonsectarian Churches of Bible Faith	58	2,273	25	25,050	20	1,263	12	530
Old Catholic Churches in America:									
Old Roman Catholic Church	12	4,700	11	89,300	55,360	10,200	12,150	11	1,271
American Catholic Church	3	475	1	3,000	1,000	1,700	2	75
Catholic Church of North America	6	9,025	5	53,500	5,500	20,000	4	750
Pentecostal Church of the Nazarene	867	32,259	596	1,719,822	308,525	107,683	588,706	747	40,575
Pentecostal Holiness Church	192	5,353	154	478,077	13,689	4,825	50,600	143	7,315
Polish National Catholic Church of America	34	28,245	37	929,636	315,106	175,164	149,839	27	2,927
Presbyterian bodies:									
Presbyterian Church in the United States of America	9,660	1,611,251	9,068	150,239,123	7,504,138	17,048,494	30,166,158	9,631	1,381,682
Cumberland Presbyterian Church	1,317	72,052	1,163	1,935,072	69,455	149,500	330,905	909	53,431
Colored Cumberland Presbyterian Church	136	13,077	132	230,426	7,576	8,100	39,497	139	7,471
Welsh Calvinistic Methodist Church	135	14,566	131	1,012,000	44,938	81,500	178,977	127	10,789
United Presbyterian Church of North America	991	160,726	985	13,543,213	1,068,964	1,701,625	3,094,945	1,019	156,072
Presbyterian Church in the United States	3,368	357,769	3,321	23,924,915	1,319,344	3,782,527	5,809,909	3,273	313,165
Associate Synod of North America (Associate Presbyterian Church)	12	490	12	26,400	2,500	8,114	6	137
Associate Reformed Presbyterian Church	133	15,124	130	667,650	39,196	145,165	178,138	146	13,411
Synod of the Reformed Presbyterian Church of North America	103	8,185	102	1,131,600	30,511	74,400	225,263	115	9,498
Reformed Presbyterian Church in North America, General Synod	14	2,386	15	279,200	11,000	15,500	32,001	15	1,765
Protestant Episcopal Church	7,392	1,092,821	6,726	164,990,150	6,380,117	18,395,182	22,509,942	5,790	489,036
Reformed bodies:									
Reformed Church in America	715	144,929	757	18,928,383	1,093,623	2,378,790	2,746,065	799	123,092
Reformed Church in the United States	1,761	344,374	1,719	20,116,336	2,007,041	2,598,115	3,247,773	1,738	304,250
Christian Reformed Church	226	38,668	233	1,658,308	486,408	619,095	715,193	214	24,445
Hungarian Reformed Church in America	46	9,851	38	434,600	189,624	112,750	133,511	34	2,312
Reformed Episcopal Church	75	11,050	74	1,702,187	94,198	67,000	180,880	72	8,603
Roman Catholic Church	17,487	15,721,815	15,120	374,206,895	68,590,159	61,338,287	72,358,136	12,800	1,860,836
Salvation Army	749	35,964	167	2,230,158	939,586	2,857	1,722,120	716	41,295
Scandinavian Evangelical bodies:									
Swedish Evangelical Mission Covenant of America	324	29,164	310	2,295,172	205,132	375,200	522,352	322	30,937
Swedish Evangelical Free Church	102	6,208	98	480,966	49,405	74,840	144,303	99	8,672
Norwegian-Danish Free Church	32	2,444	31	277,700	85,138	13,300	55,880	32	2,092
Schwenkfelders	6	1,127	6	76,000	6,552	6	1,511
Social Brethren	19	950	18	15,000	817	8	421
Society for Ethical Culture	5	2,850	80,661	4	436
Spiritualists:									
Spiritualists (National Spiritualists' Association)	346	23,197	75	440,955	79,469	10,000	173,048	81	3,180
Progressive Spiritual Church	11	5,831	3	51,500	22,634	1	50
Temple Society in the United States (Friends of the Temple)	2	260	2	10,500	300	1,610	2	140
Theosophical societies:									
Theosophical Society	17	199
Theosophical Society, New York	1	72	1,176
Theosophical Society, American Section	157	5,097
Universal Brotherhood and Theosophical Society ²	1
Unitarians	414	82,515	399	15,247,349	447,174	819,912	1,485,556	334	19,675
United Brethren bodies:									
Church of the United Brethren in Christ	3,487	348,828	3,244	13,787,579	1,489,929	2,296,847	3,315,238	3,299	402,838
Church of the United Brethren in Christ (Old Constitution)	409	19,106	380	707,396	11,253	138,000	185,865	376	24,113
United Evangelical Church	957	89,774	905	4,657,893	624,988	962,490	1,111,264	944	129,453
Universalists	650	58,566	620	7,876,103	408,766	591,925	1,069,075	467	33,272
Vedanta Society	3	190	2	37,500	20,000	3,000
Volunteers of America	97	10,204	16	226,950	93,516	232,010	26	1,483

¹ For number of organizations reporting, in each principal denomination, see Table 2; for all denominations, see Table 60, p. 142.

² No statistics available.

RELIGIOUS BODIES.

Although the figures in this table are derived from schedules returned by each separate church organization, a complete return for every item on the schedule was not made for all organizations reported in the first column. This was due in some cases to direct failure to answer the question, but in most cases it was due to the fact that the question was not applicable to that particular organization. Thus, every organization has members, but not every one keeps an accurate roll of membership. Every organization conducts services, but some of them in a hall, schoolhouse, etc., instead of a church edifice, in which case the inquiries concerning value and debt would

not be applicable. Similarly, a report concerning value of parsonages and Sunday schools would not be expected of every organization, as it is well known that some organizations, or whole denominations, do not make use of either. Every organization has some expenditures but does not necessarily keep a careful record of them.

These variations are brought out in Table 2, which shows, for each denomination having 10,000 or more members in 1916, the total number of organizations reported and the number and per cent of such organizations reporting under each statistical item shown in Table 1.

TABLE 2.—NUMBER AND PER CENT OF ORGANIZATIONS MAKING REPORT FOR EACH SPECIFIED INQUIRY, BY PRINCIPAL DENOMINATIONS: 1916.

[The denominations presented in this table reported 10,000 members or more in 1916.]

DENOMINATION.	Total number of organizations.	ORGANIZATIONS REPORTING—													
		Members.		Church edifices.		Value of church property.		Debt on church property.		Value of parsonages.		Expenditures.		Sunday schools.	
		Number of organizations.	Per cent of total.	Number of organizations.	Per cent of total.	Number of organizations.	Per cent of total.	Number of organizations.	Per cent of total.	Number of organizations.	Per cent of total.	Number of organizations.	Per cent of total.	Number of organizations.	Per cent of total.
All denominations.....	227,487	226,718	99.7	199,634	87.8	197,807	87.0	42,990	18.9	65,272	28.7	203,859	89.6	186,183	81.8
Adventist bodies:															
Advent Christian.....	535	534	99.8	416	77.8	417	77.9	63	11.8	77	14.4	423	79.1	379	70.8
Seventh-day Adventist.....	2,011	2,011	100.0	1,224	60.9	1,254	62.4	240	11.9	16	0.8	1,737	86.4	1,803	89.7
Armenian Church.....	34	34	(1)	10	(1)	10	(1)	7	(1)			24	(1)	6	(1)
Baptist bodies:															
Baptists—															
Northern Baptist Convention.....	8,159	8,148	99.9	7,746	94.9	7,748	95.0	1,783	21.9	3,166	38.8	7,848	96.2	7,517	92.1
Southern Baptist Convention.....	23,627	23,580	99.8	19,597	82.9	19,268	81.6	1,638	6.9	1,820	7.7	21,078	89.2	17,555	74.3
National Baptist Convention.....	21,113	21,071	99.8	20,070	95.1	20,117	95.3	4,210	19.9	690	3.3	19,988	94.7	19,909	94.3
Free Baptists.....	171	171	100.0	155	90.6	159	93.0	14	8.2	67	39.2	153	89.5	141	82.5
Free Will Baptists.....	750	750	100.0	656	87.5	664	88.5	42	5.6	14	1.9	612	81.6	390	52.0
Colored Free Will Baptists.....	170	169	99.4	164	96.5	168	98.8	35	20.6			168	98.8	87	51.2
General Baptists.....	518	517	99.8	388	74.9	393	75.9	32	6.2	6	1.2	424	81.9	305	58.9
Regular Baptists.....	401	401	100.0	191	47.6	189	47.1	15	3.7	2	0.5	143	35.7	50	12.5
United Baptists.....	254	254	100.0	81	31.9	82	32.3	2	0.8			69	27.2	16	6.3
Primitive Baptists.....	2,143	2,142	99.9	1,695	79.1	1,580	73.7	45	2.1	7	0.3	964	45.0		
Colored Primitive Baptists.....	336	336	100.0	214	63.7	164	48.8	46	13.7	12	3.6	170	50.6	87	25.9
Brethren, German Baptist (Dunkers):															
Church of the Brethren (Conservative).....	999	997	99.8	928	92.9	928	92.9	116	11.6	65	6.5	911	91.2	899	90.0
The Brethren Church (Progressive).....	203	201	99.0	183	90.1	184	90.6	38	18.7	25	12.3	185	91.1	183	90.1
Brethren, Plymouth, I to VI.....	470	469	99.8	47	10.0	48	10.2	19	4.0			377	80.2	245	52.1
Christian Church (Christian Convention).....	1,265	1,263	99.8	1,170	92.5	1,162	91.9	107	8.5	183	14.5	1,103	87.2	1,110	87.7
Christian Union.....	220	220	100.0	192	87.3	191	86.8	15	6.8	8	3.6	176	80.0	172	78.2
Churches of Christ.....	5,570	5,570	100.0	4,334	77.8	4,373	78.5	276	5.0	22	0.4	2,168	38.9	3,408	61.2
Churches of God, General Eldership.....	443	440	99.3	391	88.3	390	88.0	50	11.3	112	25.3	402	90.7	388	87.6
Congregational Churches.....	5,867	5,863	99.9	5,521	94.1	5,526	94.2	1,447	24.7	3,049	52.0	5,619	95.8	5,537	94.4
Disciples of Christ.....	8,408	8,396	99.9	6,719	79.9	5,597	66.6	1,327	15.8	947	11.3	5,568	66.2	7,549	89.8
Eastern Orthodox Churches:															
Greek Church (Hellenic).....	87	87	(1)	56	(1)	64	(1)	36	(1)	6	(1)	74	(1)	17	(1)
Russian Church.....	169	169	100.0	163	96.4	169	100.0	132	78.1	96	56.8	165	97.6	116	68.6
Serbian Church.....	12	12	(1)	10	(1)	10	(1)	5	(1)	5	(1)	12	(1)	8	(1)
Syrian Church.....	25	25	(1)	25	(1)	25	(1)	16	(1)	6	(1)	24	(1)	8	(1)
Evangelical Association.....	1,636	1,635	99.9	1,567	95.8	1,565	95.7	271	16.6	762	46.6	1,615	98.7	1,535	93.8
Evangelical Protestant Church.....	37	37	(1)	37	(1)	37	(1)	20	(1)	28	(1)	37	(1)	36	(1)
Friends:															
Friends (Orthodox).....	809	805	99.5	720	89.0	718	88.8	72	8.9	210	26.0	757	93.6	702	86.8
Friends (Hicksite).....	166	166	100.0	162	97.6	160	96.4	1	0.6			156	94.0	104	62.7
German Evangelical Synod of North America.....	1,336	1,331	99.6	1,262	94.5	1,249	93.5	451	33.8	841	62.9	1,303	97.5	1,203	90.0
Independent churches.....	579	552	95.3	447	77.2	439	75.8	94	16.2	86	14.9	513	88.6	463	80.0
Jewish congregations.....	1,901	1,619	85.2	866	45.6	814	42.8	566	29.8	93	4.9	1,516	79.7	615	32.4
Latter Day Saints:															
Church of Jesus Christ.....	965	965	100.0	826	85.6	832	86.2	178	18.4	19	2.0	948	98.2	942	97.6
Reorganized Church of Jesus Christ.....	565	565	100.0	378	66.9	390	69.0	82	14.5	6	1.1	422	74.7	501	88.7
Lutheran bodies:															
General Synod.....	1,846	1,846	100.0	1,804	97.7	1,811	98.1	476	25.8	812	44.0	1,810	98.0	1,766	95.7
United Synod, South.....	492	492	100.0	485	98.6	485	98.6	45	9.1	164	33.3	467	94.9	438	89.0
General Council.....	2,389	2,386	99.9	2,279	95.4	2,274	95.2	876	36.7	980	41.0	2,343	98.1	2,179	91.2
Synodical Conference.....	3,621	3,620	99.9	3,176	87.7	3,151	87.0	1,078	29.8	2,220	61.3	3,339	92.2	1,370	37.8
Norwegian Lutheran Church—															
Hauge's Synod.....	362	362	100.0	249	68.8	253	69.9	57	15.7	58	16.0	284	78.5	269	74.3
Synod for Norwegian Church.....	987	987	100.0	783	79.3	798	80.9	167	16.9	252	25.5	939	95.1	429	43.5
United Norwegian Church in America.....	1,391	1,391	100.0	1,190	85.5	1,208	86.8	210	15.1	352	25.3	1,356	97.5	806	57.9
Joint Synod of Ohio.....	827	826	99.9	773	93.5	776	93.8	219	26.5	474	57.3	806	97.5	687	83.1
Synod of Iowa.....	977	977	100.0	845	86.5	847	86.7	162	16.6	481	49.2	957	98.0	769	78.7
Danish Lutheran Church.....	101	101	100.0	90	89.1	90	89.1	27	26.7	56	55.4	97	96.0	65	64.4
Finnish, Suomi Synod.....	134	134	100.0	88	65.7	89	66.4	31	23.1	22	16.4	128	95.5	112	83.6
Lutheran Free Church (Norwegian).....	378	376	99.5	306	81.0	309	81.7	67	17.7	85	22.5	361	95.5	243	64.3
United Danish Lutheran Church.....	192	192	100.0	170	88.5	173	90.1	43	22.4	90	46.9	186	96.9	165	85.9
Mennonite bodies:															
Mennonite Church.....	307	307	100.0	275	89.6	276	89.9	16	5.2	11	3.6	281	91.5	270	87.9
General Conference of Mennonites.....	114	113	99.1	106	93.0	106	93.0	14	12.3	11	9.6	107	93.9	105	92.1

1 Per cent not shown where base is less than 100.

GENERAL SUMMARY.

TABLE 2.—NUMBER AND PER CENT OF ORGANIZATIONS MAKING REPORT FOR EACH SPECIFIED INQUIRY, BY PRINCIPAL DENOMINATIONS: 1916—Continued.

DENOMINATION.	Total number of organizations.	ORGANIZATIONS REPORTING—															
		Members.		Church edifices.		Value of church property.		Debt on church property.		Value of parsonages.		Expenditures.		Sunday schools.			
		Number of organizations.	Per cent of total.	Number of organizations.	Per cent of total.	Number of organizations.	Per cent of total.	Number of organizations.	Per cent of total.	Number of organizations.	Per cent of total.	Number of organizations.	Per cent of total.	Number of organizations.	Per cent of total.		
Methodist bodies:																	
Methodist Episcopal.....	29,342	29,315	99.9	28,136	95.9	28,134	95.9	6,332	21.6	14,262	48.6	28,791	98.1	27,549	98.9		
Methodist Protestant.....	2,473	2,473	100.0	2,262	91.5	2,276	92.0	250	10.1	679	27.5	2,393	96.8	2,081	84.1		
Wesleyan Methodist Connection.....	579	579	100.0	515	88.9	514	88.8	84	14.5	217	37.5	525	90.7	500	86.4		
Methodist Episcopal, South.....	19,220	19,184	99.8	17,138	89.2	17,133	89.1	1,914	10.0	5,327	27.7	18,751	97.6	16,308	84.8		
Congregational Methodist.....	197	197	100.0	195	99.0	195	99.0	10	5.1	139	70.6	147	74.6		
Free Methodist.....	1,606	1,598	99.5	1,198	74.6	1,205	75.0	171	10.6	700	43.6	1,426	88.8	1,150	71.6		
African Methodist Episcopal.....	6,636	6,633	99.9	6,214	93.6	6,232	93.9	2,437	36.7	1,867	28.1	6,516	98.2	6,084	91.7		
African Methodist Episcopal Zion.....	2,716	2,716	100.0	2,488	91.6	2,475	91.1	793	29.2	485	17.9	2,641	97.2	2,535	93.3		
Colored Methodist Episcopal.....	2,021	2,021	100.0	2,490	95.0	2,544	97.1	828	31.6	525	20.0	2,613	99.7	2,541	96.9		
Moravian Church (Unitas Fratrum).....	110	110	100.0	107	97.3	108	96.4	21	19.1	80	72.7	109	99.1	104	94.5		
Pentecostal Church of the Nazarene.....	867	866	99.9	591	68.2	607	70.0	266	30.7	82	9.5	712	82.1	727	83.9		
Polish National Catholic Church.....	34	34	(¹)	33	(¹)	33	(¹)	32	(¹)	21	(¹)	32	(¹)	27	(¹)		
Presbyterian bodies:																	
Presbyterian Church in the United States of America.....	9,660	9,639	99.8	8,770	90.8	8,677	89.8	2,130	22.0	4,536	47.0	9,059	93.8	8,848	91.6		
Cumberland Presbyterian.....	1,317	1,313	99.7	1,143	86.8	1,150	87.3	81	6.2	103	7.8	1,009	78.6	908	68.6		
Colored Cumberland Presbyterian.....	136	136	100.0	129	94.9	130	95.6	11	8.1	6	4.4	127	93.4	133	97.8		
Welsh Calvinistic Methodist.....	135	134	99.3	129	95.6	126	93.3	14	10.4	33	24.4	129	95.6	127	94.1		
United Presbyterian.....	991	991	100.0	969	97.8	952	96.1	225	22.7	538	54.3	974	98.3	976	98.5		
Presbyterian Church in the United States.....	3,368	3,365	99.9	3,050	90.6	3,041	90.3	424	12.6	1,112	33.0	3,101	92.1	2,744	84.6		
Associate Reformed Presbyterian.....	133	133	100.0	129	97.0	128	96.2	18	13.5	63	47.4	133	100.0	128	96.2		
Protestant Episcopal Church.....	7,392	7,345	99.4	6,514	88.1	6,454	87.3	1,281	17.3	3,154	42.7	6,831	92.4	5,552	75.1		
Reformed bodies:																	
Reformed Church in America.....	715	715	100.0	695	97.2	690	96.5	258	36.1	598	83.8	705	98.6	697	97.5		
Reformed Church in the United States.....	1,761	1,758	99.8	1,670	94.8	1,663	94.4	369	21.0	786	44.6	1,714	97.3	1,658	94.2		
Christian Reformed Church.....	226	226	100.0	211	93.4	209	92.5	151	66.8	184	81.4	221	97.8	188	83.2		
Reformed Episcopal Church.....	75	74	(¹)	74	(¹)	74	(¹)	28	(¹)	12	7.5	75	(¹)	70	(¹)		
Roman Catholic Church.....	17,487	17,375	99.4	14,808	84.7	14,489	82.9	6,024	34.4	8,976	51.3	13,722	78.5	11,748	67.2		
Salvation Army.....	749	742	99.1	167	22.3	164	21.9	127	17.0	2	0.3	744	99.3	705	94.1		
Scandinavian Evangelical bodies:																	
Swedish Mission Covenant.....	324	324	100.0	303	93.5	312	96.3	83	25.6	134	41.4	311	96.0	305	94.1		
Spiritualists (National Association).....	346	343	99.1	73	21.1	116	33.5	34	9.8	3	0.9	278	80.3	75	21.7		
Unitarians.....	414	411	99.3	394	95.2	393	94.9	93	22.5	129	31.2	369	89.1	331	80.0		
United Brethren bodies:																	
United Brethren in Christ.....	3,487	3,481	99.8	3,233	92.7	3,220	92.3	456	13.1	1,130	32.4	3,373	96.7	3,251	93.2		
United Brethren in Christ (Old Constitution).....	409	408	99.8	376	91.9	375	92.4	36	8.8	100	24.4	402	98.3	367	89.7		
United Evangelical Church.....	957	957	100.0	897	93.7	896	93.6	245	25.6	401	41.9	927	96.9	905	94.6		
Universalists.....	650	643	99.9	613	94.3	609	93.7	110	16.9	147	22.6	573	88.2	467	71.8		
Volunteers of America.....	97	97	(¹)	15	(¹)	13	(¹)	9	(¹)	67	(¹)	26	(¹)		
All other denominations.....	4,185	4,167	99.6	2,675	63.9	2,739	65.4	666	15.9	436	10.4	3,054	73.0	2,567	61.3		

¹ Per cent not shown where base is less than 100.

The table shows that for all denominations combined 99.7 per cent of the organizations reported number of members, the balance of three-tenths of 1 per cent representing, of course, failure to report, as all organizations must have members. The other items in the table probably have some small fraction of a per cent representing failure to report, but, with the exception of "expenditures," a full report was not to be expected. Only 89.6 per cent of the organizations reported expenditures, which would indicate that a large number of organizations do not keep financial records in such shape that the census inquiry could be properly answered. As stated above, some organizations do not own church edifices, but hold their services in halls, schoolhouses, etc., and such organizations represented about 12 per cent of the total number returned by all denominations. The table shows that practically the same percentage of organizations reported value of church property as reported edifices, but that in some denominations the

former exceeded the latter, due to the fact that some organizations owned lots on which they had not erected church edifices in 1916, and others owned church furnishings, such as organs, etc., without owning the buildings. Of the total number of organizations, 18.9 per cent reported debt on church property, 28.7 per cent reported value of parsonages, and 81.8 per cent made report concerning Sunday schools.

In the textual discussion of each of the various items of inquiry and the summary tables relating thereto, comparisons are limited to the last three censuses of religious bodies—1916, 1906, and 1890. Limited inquiries concerning churches were made at the decennial censuses of 1870, 1860, and 1850, the results of which are embodied in the following summary.

As stated in the report for 1906, although the completeness of these earlier returns is somewhat doubtful, the figures may be regarded as indicating roughly the probable growth of religious bodies during the two decades.

RELIGIOUS BODIES.

TABLE 3.—COMPARISON OF ORGANIZATIONS OR CHURCHES, ACCOMMODATIONS, AND PROPERTY, BY DENOMINATIONS, FOR THE UNITED STATES: 1870, 1860, AND 1850.

DENOMINATION.	1870				1860			1850		
	Organizations.	Edifices.	Sittings.	Property.	Churches.	Accommodations.	Property.	Churches.	Accommodations.	Property.
All denominations.....	72,459	63,082	21,665,062	\$354,483,581	54,009	19,128,751	\$171,397,932	38,061	14,234,825	\$87,328,801
Baptist, Regular.....	14,474	12,857	3,997,116	39,229,221	11,221	3,749,551	19,799,378	9,376	3,247,069	11,020,855
Baptist (other).....	1,355	1,105	363,019	2,378,977	929	294,667	1,279,736	187	60,142	153,115
Christian.....	3,578	2,822	865,602	6,425,137	2,068	681,016	2,518,045	875	303,780	853,386
Congregational.....	2,887	2,715	1,117,212	25,069,698	2,234	956,351	13,327,511	1,725	807,335	8,001,995
Episcopal (Protestant).....	2,835	2,601	991,051	36,514,549	2,145	847,296	21,665,698	1,459	643,598	11,375,010
Evangelical Association.....	815	641	193,796	2,301,650				39	15,479	118,250
Friends.....	692	662	224,664	3,939,560	726	269,084	2,544,507	726	286,323	1,713,767
Jewish.....	189	152	73,265	5,155,234	77	34,412	1,135,300	36	18,371	418,600
Lutheran.....	3,032	2,776	977,332	14,917,747	2,128	757,637	5,385,179	1,231	539,701	2,909,711
Methodist.....	25,278	21,337	6,528,209	69,854,121	19,883	6,259,799	33,093,371	13,302	4,345,519	14,825,070
Miscellaneous.....	27	17	6,935	135,650	2	650	4,000	122	36,494	214,530
Moravian (Unitas Fratrum).....	72	67	25,700	709,100	49	20,316	227,450	344	114,988	444,167
Mormon.....	189	171	87,838	656,750	24	13,500	891,100	16	10,880	84,780
New Jerusalem (Swedenborgian).....	90	61	18,755	869,700	58	15,395	321,200	21	5,600	115,100
Presbyterian (regular).....	6,262	5,683	2,198,900	47,828,732	5,061	2,088,838	24,227,359	4,826	2,079,765	14,543,789
Presbyterian (other).....	1,562	1,388	499,344	5,436,524	1,345	477,111	2,613,166	32	10,189	27,550
Reformed Church in America (late Dutch Reformed).....	471	468	227,228	10,359,255	440	211,068	4,453,850	335	182,686	4,116,280
Reformed Church in the United States (late German Reformed).....	1,256	1,145	431,700	5,775,215	676	273,697	2,422,670	341	160,932	993,780
Roman Catholic.....	4,127	3,806	1,990,514	60,985,566	2,550	1,404,437	26,774,119	1,222	667,863	9,256,758
Second Advent.....	225	140	34,555	306,240	70	17,120	101,170	25	5,250	11,100
Shaker.....	18	18	86,900	86,900	12	5,200	41,000	11	5,150	39,500
Spiritualist.....	95	22	6,970	100,150	17	6,275	7,500			
Unitarian.....	331	310	155,471	6,282,675	264	138,213	4,338,316	245	138,067	3,280,822
United Brethren in Christ.....	1,445	937	265,025	1,819,810				14	4,650	18,600
Universalist.....	719	602	210,884	5,692,325	664	235,219	2,856,095	530	215,115	1,778,316
Unknown (local missions).....	26	27	11,925	687,800				22	9,425	98,950
Unknown (union).....	409	552	153,202	965,295	1,366	371,899	1,370,212	999	320,454	915,020

CHURCH ORGANIZATIONS.

The source of the presentation of statistics of religious bodies is the church organization, local or general. The local church organization is a gathering of individuals for religious services or worship; the general church organization is a combination in a general body of a number of local organizations. In each case the form of organization may be complete, with officers and an enrolled membership, or it may be little more than an association or fellowship. The local church organization is variously termed church, congregation, meeting, society, mission, station, chapel, etc.; its essential feature is that its purpose is religious, and that its membership is distinctive; the members of one such organization can not be members of another similar organization. The general church organization may be an assembly, convention, council, church, synod, etc., but is, in this report, called a denomination, not that the term is regarded as exact, but because no other term descriptive of a general organized body of local churches seems to be available for the purpose of statistical presentation. In some bodies there are subdivisions of the general organization, termed variously associations, conferences, dioceses, presbyteries, etc., and statistics for these subdivisions, whenever available, are presented in connection with the separate denominations in Part II.

In default of an enumeration of the population according to religious affiliation, the local church organization forms the only practical basis for collecting statistics of the religious bodies of the country. Virtually every individual who has any religious

affiliation is connected, more or less formally, with some church organization, and the number of these persons can best be learned through it. This organization also is best qualified to give information as to the church edifices and their number and value, its financial status, its Sunday school, etc. It is in fact the ultimate source for all the information that it is desired to set forth, and must be reached if the information is to be secured.

In studying the tables showing the number of local organizations in the denominations, it must be remembered that the number of organizations in any body does not constitute an accurate measure of the strength of that body. In the Roman Catholic Church it is not uncommon to find several thousand members in an organization, while the number reporting less than 100 is very small. In the Protestant bodies, on the other hand, the tendency is to a much smaller membership. In the Jewish communities, again, the congregation or synagogue varies greatly in its constitution.

Some years before the last census of religious bodies (1906) there was a general movement for church extension throughout the country, participated in by many of the denominations. "A church of our order in every town and village" was the slogan. The result was that there sprang up on every hand a number of church organizations with very little substantial basis, and which lasted for a time and then disbanded, so that the large increase in the number of organizations in the 16 years from 1890 to 1906 was not maintained in the decade from 1906 to 1916.

The total number of organizations in each denomination in 1916 is presented in Table 60, page 142, and for three censuses in Table 67, page 526. Diagram I on page 27 presents a comparison in the number of organizations for the principal denominations, that is, those reporting at least 2,000 organizations in 1916.

Table 4 gives, for 1916, 1906, and 1890, the number of organizations reported by denominations having a membership of 10,000 or more in 1916, with the increase for the 10-year, 16-year, and 26-year periods. It also shows what percentage of the whole number of organizations in the United States was comprised by the respective denominations.

TABLE 4.—CHURCH ORGANIZATIONS, BY PRINCIPAL DENOMINATIONS: 1916, 1906, AND 1890.

[The denominations presented in this table reported 10,000 members or more in 1916.]

DENOMINATION.	LOCAL CHURCH ORGANIZATIONS.											
	Number.			Per cent distribution.			Increase. ¹					
	1916	1906	1890	1916	1906	1890	1890-1916		1906-1916		1890-1906	
							Num-ber.	Per-cent.	Num-ber.	Per-cent.	Num-ber.	Per-cent.
All denominations.....	227,487	212,230	165,151	100.0	100.0	100.0	62,336	37.7	15,257	7.2	47,079	28.5
Adventist bodies:												
Advent Christian.....	535	550	580	0.2	0.3	0.4	-45	-7.8	-15	-2.7	-30	-5.2
Seventh-day Adventist.....	2,011	1,889	995	0.9	0.9	0.6	1,016	102.1	122	6.5	894	89.8
Armenian Church.....	34	73	6	(²)	(²)	(²)	28	(²)	-39	(²)	67	(²)
Baptist bodies:												
Baptists—												
Northern Baptist Convention.....	8,159	8,272	7,902	3.6	3.9	4.8	257	3.3	-113	-1.4	370	4.7
Southern Baptist Convention.....	23,627	21,104	16,238	10.4	9.9	9.8	7,389	45.5	2,523	12.0	4,866	30.0
National Baptist Convention.....	21,113	18,534	12,533	9.3	8.7	7.6	8,580	68.5	2,579	13.9	6,001	47.9
Free Baptists.....	171	1,346	1,586	0.1	0.6	1.0	-1,415	-89.2	-1,175	-87.3	-240	-15.1
Free Will Baptists.....	750	608	167	0.3	0.3	0.1	583	349.1	142	23.4	441	264.1
Colored Free Will Baptists ⁴	170	251	0.1	0.1	170	-81	-32.3	251
General Baptists.....	518	518	399	0.2	0.2	0.2	119	29.8	119	29.8
Regular Baptists ⁴	401	(²)	(²)	0.2	401	401
United Baptists.....	254	(²)	(²)	0.1	0.1	0.1	50	24.5	58	29.6	8	-3.9
Primitive Baptists ⁴	2,143	2,922	3,107	0.9	1.4	1.9	-628	-20.2	-779	-26.7	612	19.7
Colored Primitive Baptists ⁴	336	797	0.1	0.4	-461	-57.8
Brethren, German Baptist (Dunkers):												
Church of the Brethren (Conservative) ⁴	999	822	720	0.4	0.4	0.4	279	38.8	177	21.5	102	14.2
Brethren Church (Progressive).....	203	202	128	0.1	0.1	0.1	75	58.6	1	0.5	74	57.8
Brethren, Plymouth, I to VI.....	470	403	314	0.2	0.2	0.2	156	49.7	67	16.6	89	28.3
Christian Church (Christian Convention) ⁴	1,265	1,379	1,424	0.6	0.6	0.9	-159	-11.2	-114	-8.3	-45	-3.2
Christian Union.....	220	217	294	0.1	0.1	0.2	-74	-25.2	3	1.4	-77	-26.2
Churches of Christ ⁴	5,570	2,649	2.4	1.2	5,570	2,921	110.3	2,649
Churches of God, General Eldership.....	443	518	479	0.2	0.2	0.3	-36	-7.5	-75	-14.5	39	8.1
Congregational Churches.....	5,867	5,713	4,868	2.6	2.7	2.9	999	20.5	154	2.7	845	17.4
Disciples of Christ ⁴	8,408	8,293	7,246	3.7	3.9	4.4	1,162	16.0	115	1.4	1,047	14.4
Eastern Orthodox Churches:												
Greek Church (Hellenic).....	87	334	1	(²)	0.2	(²)	86	(²)	-247	-74.0	333	(²)
Russian Church.....	169	59	1	0.1	(²)	(²)	168	(²)	110	(²)	58	(²)
Serbian Church.....	12	10	(²)	(²)	12	2	(²)	10
Syrian Church.....	25	8	(²)	(²)	25	17	(²)	8
Evangelical Association.....	1,636	1,760	2,310	0.7	0.8	1.4	-674	-29.2	-124	-7.0	-550	-23.8
Evangelical Protestant Church ⁴	37	66	52	(²)	(²)	(²)	-15	(²)	-29	(²)	14	(²)
Friends:												
Friends (Orthodox).....	809	873	794	0.4	0.4	0.5	15	1.9	-64	-7.3	79	9.9
Friends (Hicksite).....	166	218	201	0.1	0.1	0.1	-35	-17.4	-52	-23.9	17	8.5
German Evangelical Synod of North America.....	1,336	1,205	870	0.6	0.6	0.5	466	53.6	131	10.9	335	38.5
Independent churches.....	579	1,079	155	0.3	0.5	0.1	424	273.5	-500	-46.3	924	596.1
Jewish congregations.....	1,901	1,769	533	0.8	0.8	0.3	1,368	256.7	132	7.5	1,236	231.9
Latter Day Saints:												
Church of Jesus Christ.....	965	683	425	0.4	0.3	0.3	540	127.1	282	41.3	258	60.7
Reorganized Church of Jesus Christ.....	565	501	431	0.2	0.2	0.3	134	31.1	64	12.8	70	16.2
Lutheran bodies:												
General Synod.....	1,846	1,734	1,424	0.8	0.8	0.9	422	29.6	112	6.5	310	21.8
United Synod, South.....	492	449	414	0.2	0.2	0.3	78	18.8	43	9.6	35	8.5
General Council.....	2,389	2,146	1,560	1.1	1.0	0.9	829	53.1	243	11.3	586	37.6
Synodical Conference ⁴	3,621	3,360	1,934	1.6	1.6	1.2	1,687	87.2	261	7.8	1,426	73.7
Norwegian Lutheran Church—												
Hauge's Synod.....	362	272	175	0.2	0.1	0.1	187	106.9	90	33.1	97	55.4
Synod for Norwegian Church.....	987	927	489	0.4	0.4	0.3	498	101.8	60	6.5	438	89.6
United Norwegian Church.....	1,391	1,177	1,122	0.6	0.6	0.7	269	24.0	214	18.2	55	4.9
Joint Synod of Ohio.....	827	772	421	0.4	0.4	0.3	406	96.4	55	7.1	351	83.4
Synod of Iowa.....	977	828	484	0.4	0.4	0.3	493	101.9	149	18.0	344	71.1
Danish Lutheran Church.....	101	92	131	(²)	(²)	0.1	-30	-22.9	9	(²)	-39	-29.8
Finnish, Suomi Synod.....	134	105	11	0.1	(²)	(²)	123	(²)	29	27.6	94	(²)
Lutheran Free Church (Norwegian).....	378	320	0.2	0.2	378	58	18.1	320
United Danish Lutheran Church.....	192	198	50	0.1	0.1	(²)	142	(²)	-6	-3.0	148	(²)
Mennonite bodies:												
Mennonite Church ⁴	307	277	343	0.1	0.1	0.2	-36	-10.5	30	10.8	-66	-19.2
General Conference of Mennonites.....	114	90	47	0.1	(²)	(²)	67	(²)	24	(²)	43	(²)
Methodist bodies:												
Methodist Episcopal.....	29,342	29,943	25,861	12.9	14.1	15.7	3,481	13.5	-601	-2.0	4,082	15.8
Methodist Protestant.....	2,473	2,529	2,529	1.1	1.3	1.5	-56	-2.2	-370	-13.0	314	12.4
Wesleyan Methodist Connection.....	579	694	565	0.3	0.3	0.3	14	2.5	-15	-2.5	29	5.1
Methodist Episcopal, South.....	19,220	17,831	15,017	8.4	8.4	9.1	4,203	28.0	1,389	7.8	2,314	18.7
Congregational Methodist.....	197	325	214	0.1	0.2	0.1	-17	-7.9	-128	-39.4	111	51.9
Free Methodist.....	1,606	1,553	1,102	0.7	0.7	0.7	504	45.7	53	3.4	451	40.9
African Methodist Episcopal.....	6,636	6,647	2,481	2.9	3.1	1.5	4,155	167.5	-11	-0.2	4,166	167.9
African Methodist Episcopal Zion.....	2,716	2,204	1,704	1.2	1.0	1.0	1,012	59.4	512	23.2	500	29.3
Colored Methodist Episcopal.....	2,621	2,881	1,759	1.2	1.1	1.1	862	49.0	240	10.1	622	35.4
Moravian Church (Unitas Fratrum).....	110	117	92	(²)	0.1	0.1	18	(²)	-7	-6.0	25	(²)
Pentecostal Church of the Nazarene.....	867	100	0.4	(²)	867	767	767.0	109
Polish National Catholic Church.....	34	24	(²)	(²)	34	10	(²)	24

¹ A minus sign (—) denotes decrease.
² Less than one-tenth of 1 per cent.

³ Per cent not shown where base is less than 100.
⁴ For changes in denominations, see pp. 530 and 531.

⁵ Not reported.

TABLE 4.—CHURCH ORGANIZATIONS, BY PRINCIPAL DENOMINATIONS: 1916, 1906, AND 1890—Continued.

DENOMINATION.	LOCAL CHURCH ORGANIZATIONS.											
	Number.			Per cent distribution.			Increase. ¹					
	1916	1906	1890	1916	1906	1890	1890-1916		1906-1916		1890-1906	
							Num-ber.	Per-cent.	Num-ber.	Per-cent.	Num-ber.	Per-cent.
Presbyterian bodies:												
Presbyterian Church in the United States of America..	9,660	7,935	6,712	4.2	3.7	4.1	2,948	43.9	1,725	21.7	1,223	18.2
Cumberland Presbyterian.....	1,317	2,850	2,791	0.6	1.3	1.7	-1,474	-52.8	-1,533	-53.8	59	2.1
Colored Cumberland Presbyterian.....	136	196	224	0.1	0.1	0.1	-88	-39.3	-60	-30.6	-28	-12.5
Welsh Calvinistic Methodist.....	135	147	187	0.1	0.1	0.1	-52	-27.8	-12	-8.2	-40	-21.4
United Presbyterian.....	991	968	866	0.4	0.5	0.5	125	14.4	23	2.4	102	11.8
Presbyterian Church in the United States.....	3,368	3,104	2,391	1.5	1.5	1.4	977	40.9	264	8.5	713	29.8
Associate Reformed Presbyterian ²	133	141	116	0.1	0.1	0.1	17	14.7	-8	-5.7	25	21.6
Protestant Episcopal Church.....	7,392	6,845	5,018	3.2	3.2	3.0	2,374	47.3	547	8.0	1,827	36.4
Reformed bodies:												
Reformed Church in America.....	715	659	572	0.3	0.3	0.3	143	25.0	56	8.5	87	15.2
Reformed Church in the United States.....	1,761	1,736	1,510	0.8	0.8	0.9	251	16.6	25	1.4	226	15.0
Christian Reformed Church.....	226	174	99	0.1	0.1	0.1	127	(³)	52	29.9	75	(³)
Reformed Episcopal Church.....	75	81	83	(⁴)	(⁴)	0.1	-8	(³)	-6	(³)	-2	(³)
Roman Catholic Church.....	17,487	12,482	10,239	7.7	5.9	6.2	7,248	70.8	5,005	40.1	2,243	21.9
Salvation Army.....	749	694	329	0.3	0.3	0.2	420	127.7	55	7.9	365	110.9
Scandinavian Evangelical bodies: ²												
Swedish Mission Covenant.....	324	281	0.1	0.1	324	43	15.3	281
Spiritualists (National Association ²).....	346	455	334	0.2	0.2	0.2	12	3.6	-109	-24.0	121	36.2
Unitarians.....	414	461	421	0.2	0.2	0.3	-7	-1.7	-47	-10.2	40	9.5
United Brethren bodies:												
United Brethren in Christ.....	3,487	3,732	3,731	1.5	1.8	2.3	-244	-6.5	-245	-6.6	1	(⁴)
United Brethren in Christ (Old Constitution).....	409	572	795	0.2	0.3	0.5	-386	-48.6	-163	-28.5	-223	-28.1
United Evangelical Church.....	957	978	0.4	0.5	957	-21	-2.1	978
Universalists.....	650	846	956	0.3	0.4	0.6	-306	-32.0	-196	-23.2	-110	-11.5
Volunteers of America.....	97	71	(⁴)	(⁴)	97	26	(³)	71
All other denominations.....	4,185	3,692	2,885	1.8	1.7	1.7	1,300	45.1	493	13.4	807	28.0

¹ A minus sign (-) denotes decrease.² For changes in denominations, see pp. 530 and 531.³ Per cent not shown where base is less than 100.⁴ Less than one-tenth of 1 per cent.

As already noted, the table shows that the first period (1890-1906) was one of expansion as regards the number of organizations, and the second (1906-1916) was one of consolidation and elimination. In interpreting the table, however, it must be borne in mind that the first period extends over 16 years and the latter over 10, and that the returns at the two censuses of 1906 and 1916, having been collected under a permanent census organization, and by practically uniform methods, are more nearly complete and accurate.

In the period 1890 to 1916 there was a general increase in all denominations combined of 62,336 organizations, or 37.7 per cent. In the period 1890 to 1906 the increase was 47,079, or 28.5 per cent; and from 1906 to 1916 it was 15,257, or 7.2 per cent. These large differences bear testimony to what appears to be a general characteristic of church life during the second period, viz, consolidation of church work with a view to greater efficiency. They do not indicate any weakening of the actual working strength of the churches. For instance, some of the Methodist bodies presented in the table show large gains in number of organizations in the first period, and greatly diminished gains, or even losses, in the second period. The Methodist Episcopal Church in 1906 reported 4,082 more organizations than in 1890, but 601 fewer organizations in 1916 than in 1906, while, as is evident from the reports on membership, the denomination gained in both periods, the gain in the second being only at a somewhat lower rate. The explanation appears to be that in 1890 the number of organizations reported probably included all churches in a

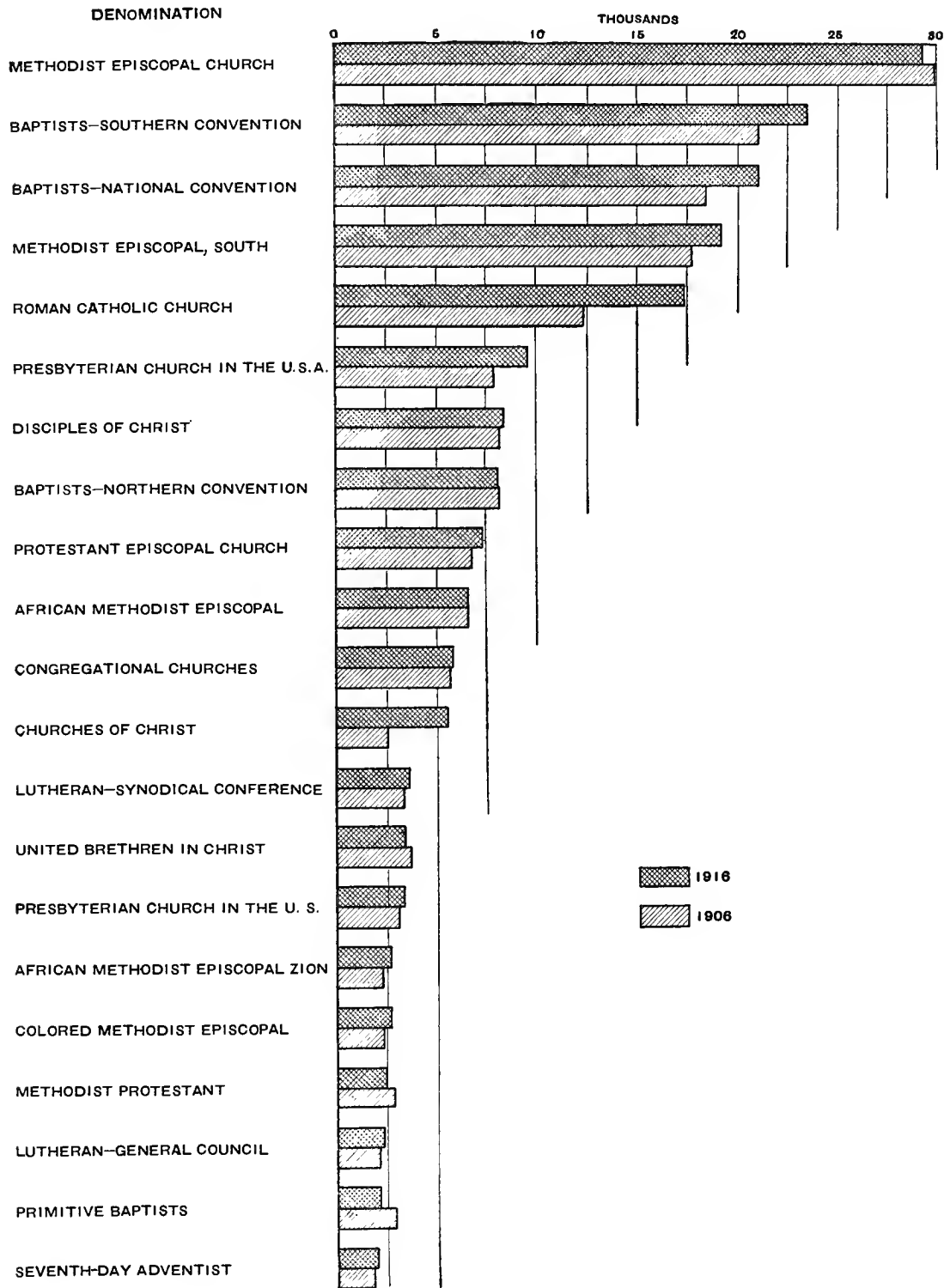
circuit as one organization, while in 1906 and 1916 the plan was to report them as separate organizations. This, however, was not always done, especially in 1916, and to this failure is probably due the decrease reported for that year. The situation is similar in other bodies.

During the second period the great majority of the Free Baptist churches were united with the Northern Baptist Convention, yet the total number of organizations reported by that body was less by 113 than in 1906 before the addition of the Free Baptist churches. During this period also the union between the Cumberland Presbyterian Church and the Presbyterian Church in the United States of America was effected, by which the Cumberland Presbyterian Church lost 1,533 organizations, while the Presbyterian Church in the United States of America gained 1,725, a net gain of 192 as against 1,282 reported for the previous period.

Similar illustrations might be given of other denominations whose returns for the second period showed a much lower rate of increase than for the first period, and in many cases showed a decrease.

Of the denominations shown in the table, less than 50 showed an increase during both periods, but in practically every case at a lower rate for the second period, even taking into consideration that the number of years covered by the second period was less than the number in the first. Of the larger denominations, the Roman Catholic Church, the Presbyterian Church in the United States of America, and 2 Lutheran synods reported an increased rate of gain in the second period over the first; while the Southern

DIAGRAM 1.—NUMBER OF ORGANIZATIONS IN PRINCIPAL DENOMINATIONS: 1916 AND 1906.



Baptist Convention, the National Baptist Convention, the Congregational Churches, the Disciples of Christ, the other Lutheran bodies, the Methodist Episcopal Church, South, the Presbyterian Church in the United States, and the Reformed bodies reported the greater gain in the first period.

With regard to some bodies, as the United Baptists and the Mennonite Church, the bases of reports at the three periods were so different that comparison is impracticable.

As in 1906, the largest number of organizations in 1916 were reported by the large Baptist and Methodist bodies. The Methodist Episcopal Church led with 29,342 organizations while the Southern Baptist Convention reported 23,627, and the National Baptist Convention (Negro), 21,113. The Methodist Episcopal Church, however, showed a loss since 1906 of 601 organizations, while the 2 Baptist bodies showed a gain of 2,523 and 2,579, respectively. The Methodist Episcopal Church, South reported 19,220 organizations, a gain of 1,389, and the Roman Catholic Church, 17,487 organizations, a gain of 5,005.

The increase in the number of organizations reported by the Pentecostal Church of the Nazarene, 767 per cent, is in line with the development of similar bodies, as the Pentecostal Holiness Church, and the Christian and Missionary Alliance. These all drew from the body of churches reported in 1906 as Independent, as well as from other bodies in general sympathy with their principles.

A number of bodies show a decrease in number of organizations. The Christian Church shows a falling off during each period, probably explained, at least in good measure, by a somewhat inaccurate enumeration; this body, the Disciples of Christ, and the Churches of Christ all use frequently the same name "Christian Church," or "Church of Christ" for the local organizations. This fact creates confusion in the tabulation, but at each census the list was made more nearly complete, and organizations became identified more exactly with the body to which they really belonged.

Special interest attaches to the figures for organizations in the Greek Orthodox Church, and some of the Mennonite bodies and Lutheran synods, as these have been affected by immigration. The Greek Orthodox Church shows a loss of 247 organizations, but this is due to a plan of enumeration adopted in 1916 which

differed materially from that in 1906. In 1906 every Greek community was reported, while in 1916 only those communities were included where there was a regularly organized religious society or church. The result was that instead of 334 organizations as reported in 1906, only 87 were listed.

The situation in regard to the Jewish congregations is so uncertain that comparison between the reports for these 2 periods is not satisfactory. In 1906 there were 1,769 organizations reported, and in 1916 the number had increased to 1,901, but those who furnished the figures expressed uncertainty as to whether or not the figures covered the entire number of Jewish congregations at either census. The situation is more fully set forth in the denominational statement concerning this body in Part II.

The "Independent churches" do not represent any homogeneous body, but simply an aggregation of individual organizations, with nothing in common except the fact that they are not ecclesiastically identified with any regularly organized denomination. As is natural in such organizations, there are numerous changes. A church wearies of independency and enters—often reenters—into relations with some synod, presbytery, association, or other similar body. On the other hand, an organization becomes weary of ecclesiastical restraint and proclaims itself independent. In some cases two or more churches, even of different denominations, federate or unite, and then are listed as one church whereas formerly they were distinct. Three fully organized denominations reported in 1916 are composed chiefly of organizations listed with the Independent churches in 1906. The loss of 500 churches, therefore, is not particularly significant.

Reviewing the situation as indicated by the marked reduction in the rate of increase in the total number of organizations reported for the period 1906 to 1916, as compared with that for the period 1890 to 1906, it seems clear, as stated above, that there has been a decided check upon the development of local church organizations. From the specific instances noted, as well as from others not mentioned in the text, it would appear also that this is due largely to three facts: A more careful enumeration; the elimination of organizations practically lifeless; and the consolidation of organizations in the interest of efficient church work.

CHURCH MEMBERS.

TOTAL MEMBERS.

The members of a local church organization and thus of the denomination to which the church belongs are those individual persons who are recognized as constituent parts of the organization. The application of the term, therefore, to any one organization depends upon the constitution of that church or denomination. The Roman Catholic and Eastern

Churches, orthodox or independent, consider as members all persons, including infants, who have been baptized according to the rites of the church. A Baptist church considers as members only those who, having formally applied for membership at an age when mature decision is possible, are then baptized and enrolled as members. Between these two there is every variety of interpretation. The broad Catholic application of the term is made by many, perhaps

most, Anglican or Episcopal churches; a somewhat modified form by Lutheran churches. Presbyterian churches in general consider that the baptized infant, while not a full member, is a ward of the church and only needs a public acceptance of the relation to become a full member. The Methodist Episcopal Church classes all baptized children as preparatory members, who as soon as they come to years of discretion are to be gathered into classes, instructed in the doctrine and government of the church, and then admitted to full membership. In such bodies as the Bahais, Spiritualist associations, etc., there is simply a formal enrollment and in some cases even that seems to be lacking, and the membership is merely the aggregate of the number of persons who habitually meet for conference or services. The membership of Jewish congregations varies. In some congregations it is limited to seat holders, in others to heads of families, in others to contributors, etc.

This situation made it evident that there was no accurate basis for comparison, and at the census of 1890, the first at which any effort to report membership was undertaken, the term "members" was limited by the term "communicant," and included in Christian bodies only those who were entitled to partake of the Lord's Supper, and in other bodies those who were definitely enrolled and could participate in the conduct of the organization. In order to put the figures for all the different bodies on a comparable basis, the number who had been confirmed to full membership was called for in bodies that included baptized children as members. For most of the bodies it was fairly easy to obtain this information. With regard to the Roman Catholic Church, however, there were no records available. It was learned that in general a Roman Catholic child partook of the first communion when about 9 years of age. Recurring to the United States census tables of age distribution, and making some allowance for the preponderance of adults in immigration from Roman Catholic

countries, it was decided to accept the figures for the Roman Catholic population, deduct 15 per cent, and take the remainder as virtually constituting the communicant membership of that church. The same method was followed at the census of 1906, although its disadvantages were recognized.

In preparing for the census of 1916 it became evident that the conditions on which the 15 per cent deduction were based were no longer existent. The average age of confirmation in the Roman Catholic Church had dropped, in many cases, from 9 years to 8 or 7, and there had been an influx of members of the Eastern Orthodox and other Oriental Churches, which had to be recognized. It appeared also that the trend in the Protestant Episcopal Church and in many Lutheran synods was toward the classification of all baptized persons as members, and also that there was considerable divergence, even in the same body, in the use of the term "communicant." In addition to these differences a query arose as to whether the Census Bureau has a right arbitrarily to define a term used variously by different bodies. Accordingly it was decided to drop the term "communicant" and accept from each body its own report of members so far as the general presentation was concerned. This decision necessitates the restoration in comparative tables of the 15 per cent deducted from the membership reported for the Roman Catholic Church in 1906 and in 1890, and the number of members for the Roman Catholic Church and for "all denominations" will differ to that extent from the published reports of those two censuses.

The following table shows the total membership of the denominations reporting 10,000 members or over in 1916, together with the per cent distribution, by denominations, for 1916, 1906, and 1890, and the increase and rate of increase for the three periods. For a full report of membership for all denominations in 1916, see Table 60, page 142, and for a comparison with the two preceding censuses, see Table 67, page 526.

TABLE 5.—CHURCH MEMBERS, BY PRINCIPAL DENOMINATIONS: 1916, 1906, AND 1890.

[The denominations presented in this table reported 10,000 members or more in 1916.]

DENOMINATION.	CHURCH MEMBERS.											
	Number.			Per cent distribution.			Increase. ¹					
	1916	1906	1890	1916	1906	1890	1890-1916		1906-1916		1890-1906	
							Number.	Per cent.	Number.	Per cent.	Number.	Per cent.
All denominations.....	41,926,854	² 35,068,058	² 21,699,432	100.0	100.0	100.0	20,227,422	93.2	6,858,796	19.6	13,368,626	61.6
Adventist bodies:												
Advent Christian.....	30,597	26,799	25,816	0.1	0.1	0.1	4,781	18.5	3,798	14.2	983	3.8
Seventh-day Adventist.....	79,355	62,211	28,991	0.2	0.2	0.1	50,364	173.7	17,144	27.6	33,220	114.6
Armenian Church.....	27,450	19,889	335	0.1	0.1	(³)	27,115	(⁴)	7,561	38.0	19,554	(⁴)
Baptist bodies:												
Baptists—												
Northern Baptist Convention.....	1,232,135	1,052,105	800,025	2.9	3.0	3.7	432,110	54.0	180,030	17.1	252,080	31.5
Southern Baptist Convention.....	2,708,870	2,009,471	1,280,066	6.5	5.7	5.9	1,428,804	111.6	699,399	34.8	729,405	57.0
National Baptist Convention.....	2,938,579	2,261,607	1,348,989	7.0	6.4	6.2	1,589,590	117.8	676,972	29.9	912,618	67.7

¹ A minus sign (—) denotes decrease.

² Corrected figures; see explanation regarding change in number of members for the Roman Catholic Church, above.

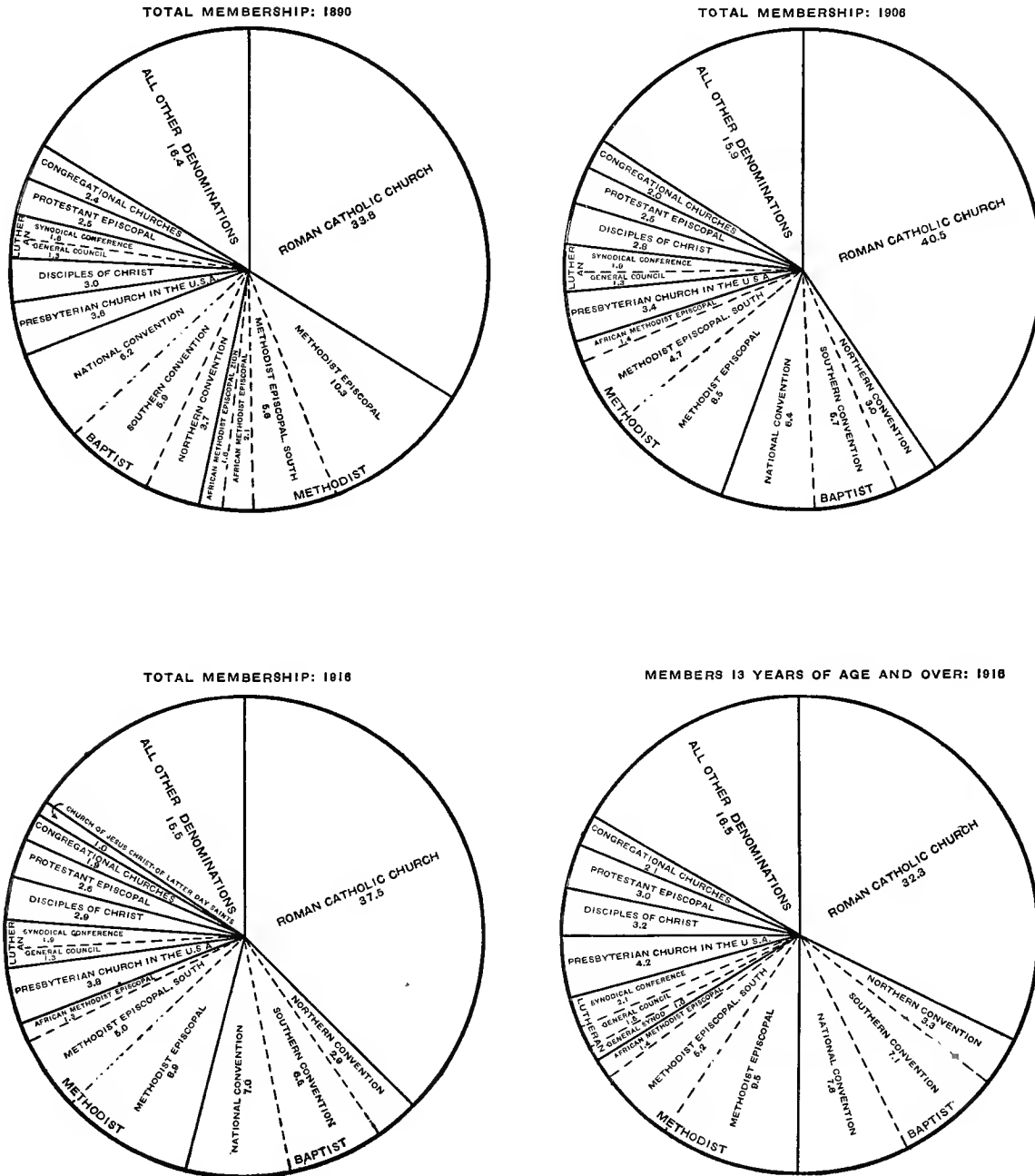
³ Less than one-tenth of 1 per cent.

⁴ Per cent not shown where it exceeds 1,000.

TABLE 5.—CHURCH MEMBERS, BY PRINCIPAL DENOMINATIONS: 1916, 1906, AND 1890—Continued.

DENOMINATION.	CHURCH MEMBERS.											
	Number.			Per cent distribution.			Increase. ¹					
	1916	1906	1890	1916	1906	1890	1890-1916		1906-1916		1890-1906	
							Number.	Per cent.	Number.	Per cent.	Number.	Per cent.
Baptist bodies—Continued.												
Free Baptists.....	12,570	81,359	87,898	(2)	0.2	0.4	-75,328	-85.7	-68,789	-84.5	-6,539	-7.4
Free Will Baptists.....	54,833	40,280	11,864	0.1	0.1	0.1	42,969	362.2	14,553	36.1	28,416	239.5
Colored Free Will Baptists ²	13,362	14,489	(2)	(2)	13,362	-1,127	-7.8	14,489
General Baptists.....	33,466	30,097	21,362	0.1	0.1	0.1	12,104	56.7	3,369	11.2	8,735	40.9
Regular Baptists ³	21,521	(4)	(4)	0.1	21,521
United Baptists.....	22,097	13,698	13,209	0.1	(2)	0.1	8,888	67.3	8,399	61.3	489	3.7
Primitive Baptists ³	80,311	102,311	0.2	0.3	-22,000	-21.5
Colored Primitive Baptists ³	15,144	35,076	116,271	(2)	0.1	0.5	-20,816	-17.9	-19,932	-56.8	21,116	18.2
Brethren, German Baptist (Dunkers):												
Church of the Brethren (Conservative) ³	105,102	76,547	61,101	0.3	0.2	0.3	44,001	72.0	28,555	37.3	15,446	25.3
Brethren Church (Progressive).....	24,060	17,042	8,089	0.1	(2)	(2)	15,971	197.4	7,018	41.2	8,953	110.7
Brethren, Plymouth, I to VI.....	13,717	10,566	6,661	(2)	(2)	(2)	7,056	105.9	3,151	29.8	3,905	58.6
Christian Church (Christian Convention) ³	118,737	110,117	103,722	0.3	0.3	0.5	15,015	14.5	8,620	7.8	6,395	6.2
Christian Union.....	13,692	13,905	18,214	(2)	(2)	0.1	-4,522	-24.8	-213	-1.5	-4,309	-23.7
Churches of Christ ³	317,937	159,658	0.8	0.5	317,937	159,658	99.1	159,658
Churches of God, General Eldership.....	28,376	24,356	22,511	0.1	0.1	0.1	5,865	26.1	4,020	16.5	1,845	8.2
Congregational Churches.....	791,274	700,480	512,771	1.9	2.0	2.4	278,503	54.3	90,794	13.0	187,709	36.6
Disciples of Christ ³	1,226,028	982,701	641,051	2.9	2.8	3.0	584,977	91.3	243,327	24.8	341,650	53.3
Eastern Orthodox Churches:												
Greek Church (Hellenic).....	119,871	90,751	100	0.3	0.3	(2)	119,771	(6)	29,120	32.1	90,651	(5)
Russian Church.....	99,681	19,111	500	0.2	0.1	(2)	99,181	(5)	80,570	421.6	18,611	(6)
Serbian Church.....	14,301	15,742	(2)	(2)	14,301	-1,441	-9.2	15,742
Syrian Church.....	11,591	4,002	(2)	(2)	11,591	7,589	189.6	4,002
Evangelical Association.....	120,756	104,898	133,313	0.3	0.3	0.6	-12,557	-9.4	15,858	15.1	-28,415	-21.3
Evangelical Protestant Church ³	17,962	34,704	36,156	(2)	0.1	0.2	-18,194	-50.3	-16,742	-48.2	-1,452	-4.0
Friends:												
Friends (Orthodox).....	92,379	91,161	80,655	0.2	0.3	0.4	11,724	14.5	1,218	1.3	10,506	13.0
Friends (Hicksite).....	17,170	18,560	21,992	(2)	0.1	0.1	-4,822	-21.9	-1,390	-7.5	-3,432	-15.6
German Evangelical Synod.....	339,853	293,137	187,432	0.8	0.8	0.9	152,421	81.3	46,716	15.9	105,705	56.4
Independent churches.....	54,393	73,673	13,360	0.1	0.2	0.1	41,033	307.1	-19,280	-26.2	60,313	451.4
Jewish congregations.....	357,135	*101,457	130,496	0.9	0.3	0.6	226,639	173.7	255,678	252.0	-29,039	-22.3
Latter Day Saints:												
Church of Jesus Christ.....	403,388	215,796	144,352	1.0	0.6	0.7	259,036	179.4	187,592	86.9	71,444	49.5
Reorganized Church of Jesus Christ.....	58,941	40,851	21,773	0.1	0.1	0.1	37,168	170.7	18,090	44.3	19,078	87.6
Lutheran bodies:												
General Synod.....	370,715	270,221	164,640	0.9	0.8	0.8	206,075	125.2	100,494	37.2	105,581	64.1
United Synod, South.....	56,656	47,747	37,457	0.1	0.1	0.2	19,199	51.3	8,909	15.7	10,290	27.5
General Council.....	540,642	462,177	276,483	1.3	1.3	1.3	264,159	95.5	78,465	17.0	185,694	67.2
Synodical Conference ³	777,701	660,670	357,153	1.9	1.9	1.6	420,548	117.8	117,031	17.7	303,517	85.0
Norwegian Lutheran Church—												
Hauge's Synod.....	29,893	33,268	14,730	0.1	0.1	0.1	15,163	102.9	-3,375	-10.1	18,538	125.9
Synod for Norwegian Church.....	112,673	107,712	55,452	0.3	0.3	0.3	57,221	103.2	4,961	4.6	52,260	94.2
United Norwegian Church.....	176,084	185,027	119,972	0.4	0.5	0.6	56,112	46.8	-8,943	-4.8	65,055	54.2
Joint Synod of Ohio.....	164,968	123,408	69,505	0.4	0.4	0.3	95,463	137.3	41,560	33.7	53,903	77.6
Synod of Iowa.....	130,793	110,254	48,393	0.3	0.3	0.2	82,430	170.4	20,539	15.6	61,891	128.0
Danish Lutheran Church.....	14,544	12,541	10,181	(2)	(2)	(2)	4,363	42.9	2,003	16.0	2,360	23.2
Finnish, Suomi Synod.....	18,881	12,907	1,385	(2)	(2)	(2)	17,496	(2)	5,974	46.3	11,522	831.9
Lutheran Free Church (Norwegian).....	28,180	26,928	0.1	0.1	28,180	1,252	4.6	26,928
United Danish Lutheran Church.....	17,324	16,340	3,493	(2)	(2)	(2)	13,831	396.0	984	6.0	12,847	367.8
Mennonite bodies:												
Mennonite Church ³	34,965	26,314	27,179	0.1	0.1	0.1	7,786	28.6	8,651	32.9	-865	-3.2
General Conference of Mennonites.....	15,407	11,661	5,879	(2)	(2)	(2)	9,528	162.1	3,746	32.1	5,782	98.4
Methodist bodies:												
Methodist Episcopal.....	3,717,785	2,986,154	2,240,354	8.9	8.5	10.3	1,477,431	65.9	731,631	24.5	745,800	33.3
Methodist Protestant.....	186,908	178,544	141,989	0.4	0.5	0.7	44,919	31.6	8,364	4.7	36,555	25.7
Wesleyan Methodist Connection.....	20,778	20,043	16,492	(2)	0.1	0.1	4,286	26.0	735	3.7	3,551	21.5
Methodist Episcopal, South.....	2,114,479	1,638,480	1,209,976	5.0	4.7	5.6	904,503	74.8	475,999	29.1	428,504	35.4
Congregational Methodist.....	12,503	14,739	8,765	(2)	(2)	(2)	3,738	42.6	-2,226	-15.1	5,964	68.0
Free Methodist.....	35,291	32,838	22,110	0.1	0.1	0.1	13,181	59.6	2,453	7.5	10,728	48.5
African Methodist Episcopal.....	548,355	494,777	452,725	1.3	1.4	2.1	95,630	21.1	53,578	10.8	42,052	9.3
African Methodist Episcopal Zion.....	257,169	184,542	349,788	0.6	0.5	1.6	-92,619	-26.5	72,627	39.4	-165,246	-47.2
Colored Methodist Episcopal.....	245,749	172,996	129,383	0.6	0.5	0.6	116,366	89.9	72,753	42.1	43,613	33.7
Moravian Church (Unitas Fratrum).....	26,373	17,155	11,745	0.1	(2)	0.1	14,628	124.5	9,218	53.7	5,410	46.1
Pentecostal Church of the Nazarene.....	32,259	6,657	0.1	(2)	32,259	25,602	384.6	6,657
Polish National Catholic Church.....	28,245	15,473	0.1	(2)	28,245	12,772	82.5	15,473
Presbyterian bodies:												
Presbyterian Church in the United States of America.....	1,611,251	1,179,566	787,743	3.8	3.4	3.6	823,508	104.5	431,685	36.6	391,823	49.7
Cumberland Presbyterian.....	72,052	195,770	164,940	0.2	0.6	0.8	-92,888	-56.3	-123,718	-63.2	30,830	18.7
Colored Cumberland Presbyterian.....	13,077	18,066	12,956	(2)	0.1	0.1	121	0.9	-4,989	-27.6	5,110	39.4
Welsh Calvinistic Methodist.....	14,566	13,280	12,722	(2)	(2)	0.1	1,844	14.5	1,286	9.7	558	4.4
United Presbyterian.....	160,726	130,342	94,402	0.4	0.4	0.4	66,324	70.3	30,384	23.3	35,940	38.1
Presbyterian Church in the United States.....	357,769	266,345	179,721	0.9	0.8	0.8	178,048	99.1	91,424	34.3	86,624	48.2
Associate Reformed Presbyterian ³	15,124	13,201	8,501	(2)	(2)	(2)	6,623	77.9	1,923	14.6	4,700	55.3
Protestant Episcopal Church.....	1,092,821	886,942	532,048	2.6	2.5	2.5	560,773	105.4	205,879	23.2	354,894	66.7
Reformed bodies:												
Reformed Church in America.....	144,929	124,938	92,970	0.3	0.4	0.4	51,959	55.9	19,991	16.0	31,968	34.4
Reformed Church in the United States.....	344,374	292,654	204,018	0.8	0.8	0.9	140,356	68.8	51,720	17.7	88,636	43.4
Christian Reformed Church.....	38,668	26,669	12,470	0.1	0.1	0.1	26,198	210.1	11,999	45.0	14,199	113.9
Reformed Episcopal Church.....	11,050	9,682	8,455	(2)	(2)	(2)	2,595	30.7	1,368	14.1	1,227	14.5
Roman Catholic Church.....	15,721,815	*14,210,755	77,343,186	37.5	40.5	33.8	8,378,629	114.1	1,511,060	10.6	6,867,569	93.5
Salvation Army.....	35,954	22,908	8,742	0.1	0.1	(2)	27,212	311.3	13,046	56.9	14,166	162.0
Scandinavian Evangelical bodies:³												
Swedish Mission Covenant.....	29,164	20,760	0.1	0.1	29,164	8,404	40.5	20,760
Spiritualists (National Association) ⁴	23,197	35,056	45,030	0.1	0.1	0.2	-21,833	-48.5	-11,859	-33.8	-9,974	-22.1
Unitarians.....	82,515	70,542	67,749	0.2	0.2	0.3	14,766	21.8	11,973	17.0	2,793	4.1
United Brethren bodies:												
United Brethren in Christ.....	348,828	274,649	202,474	0.8	0.8	0.9	146,354	72.3	74,179	27.0	72,175	35.6
United Brethren in Christ (Old Constitution).....	19,106	21										

DIAGRAM 2.—DISTRIBUTION OF TOTAL MEMBERSHIP BY PRINCIPAL DENOMINATIONS: 1890, 1906, AND 1916. MEMBERSHIP 13 YEARS AND OVER: 1916.



The total number of church members reported in 1916 was 41,926,854, as compared with a total of 35,068,058 for 1906, and of 21,699,432 for 1890. The increase for the 26-year period 1890 to 1916 was 20,227,422, or 93.2 per cent; for the 10-year period 1906 to 1916 it was 6,858,796, or 19.6 per cent; and for the 16-year period 1890 to 1906 it was 13,368,626, or 61.6 per cent. In noting these comparisons it is to be remembered that the periods covered are not uniform; also, that the method adopted in 1890 for collecting the statistics was essentially different from that adopted in 1906 and 1916. In 1890 the returns were furnished by the denominational authorities; in 1906 and 1916 they were furnished by the individual church organizations. The proportion of organizations in the different denominations reporting membership was higher in 1916 than in 1906. In 1916, as shown in Table 2, page 22, out of 227,487 organizations, only 769 organizations, or 0.3 per cent, failed to report membership, while in 1906, out of 212,230 organizations, 1,812 organizations, or 0.9 per cent, failed to make such report. This was characteristic of practically all the denominations, though a very few showed an increase in the number of organizations failing to report members. For the Southern Baptist Convention the record was 47 in 1916 against 29 in 1906; for the Presbyterian Church in the United States of America, 21 against 8; for the Roman Catholic Church, 112 in 1916 against 10 in 1906. On the other hand, in the Methodist Episcopal Church the number that failed to report dropped from 201 in 1906 to 27 in 1916, in the Methodist Episcopal Church, South, from 148 to 36, and in the Protestant Episcopal Church from 120 to 47. In general, thus, the returns are more satisfactory.

Any presentation of the relation of the total membership of the religious bodies in the United States to the total population of the country at the three periods when these religious censuses have been taken is of very uncertain value, on account of the variety of interpretation of the term "members," by the different bodies; and because of the fact that the returns for membership do not represent a specific date, and the further fact that while the figures for population for 1890 are those of the Federal census, those for the other two periods are estimates.

The relative standing of the larger bodies, as indicated in Table 5 by the per cent of the total membership contributed by each, has not materially changed during the periods under review. The Lutheran bodies contributed a very nearly uniform percentage at the three years, as did also the Presbyterian Church in the United States of America, the Protestant Episcopal Church, and others. The percentage in the Southern Baptist Convention advanced from 5.9 in 1890 to 6.5 in 1916, with an intermediate drop to 5.7 per cent in 1906; the Roman Catholic Church increased

its percentage from 33.8 in 1890 to 40.5 in 1906, falling off in 1916 to 37.5. The proportions of the larger bodies at the three censuses are also shown by Diagram 2 on page 31, for the denominations reporting at least 1 per cent of the total church membership.

Comparing the increases during the two periods, much the same situation appears as was noted in regard to church organizations, though in a less degree. The period 1890 to 1906 was one of expansion, the period 1906 to 1916 was one of consolidation. There was growth in each period, but that in the second was at a less rate than that in the first, even though allowance be made for the longer time covered. Aside from the two denominations which were largely consolidated with other bodies—the Free Baptists with the Northern Baptist Convention, and the greater part of the Cumberland Presbyterian with the Presbyterian Church in the United States of America—there were very few that showed a loss in membership. Some of these suffered from the war and the generally disturbed economic conditions, so that complete reports were not received. Among these were the Primitive Baptists, the Congregational Methodist Church, the Colored Cumberland Presbyterian Church, and the United Brethren in Christ (Old Constitution). In some cases, as the Evangelical Protestant Church, Hauge's Norwegian Lutheran Synod, and the United Norwegian Lutheran Church, there appeared to have been withdrawal to other bodies in connection with the consolidation that took place in those denominations.

The Serbian Orthodox Church probably sent a number to the homeland in its defense. The Independent churches contributed largely to the formation and development of the Christian and Missionary Alliance and the Holiness bodies. A few bodies, as the Hicksite Friends and the Spiritualists' Association, seem to have been losing ground steadily.

The Evangelical Association lost in the first period through the separation from it of the United Evangelical Church, but showed a considerable gain in the second period. The African Methodist Episcopal Zion Church lost in the first period through error in the figures reported for 1890, but gained in the second period.

The variations noted in the number of members in the Jewish congregations are due to lack of uniformity in returns. As stated in the consideration of organizations, some congregations report only seat holders, others heads of families, others contributors, or shareholders; some include women, some include only men. The returns for the three periods were furnished by different persons and covered different phases. In 1916 an effort was made to learn the number of adults connected with each synagogue, but the great divergence in the constitution of the synagogues created confusion, and the figures as given for the three

periods can not be regarded as comparable. The Independent churches, too, are so heterogeneous as scarcely to furnish a fair basis for comparison.

In view of the fact that the methods adopted for collecting the statistics in 1916 and 1906 differed from those used in 1890 the comparison of figures for 1916 and 1906 is more significant than that between either of those years and 1890. The following table gives the membership in 1916 of those denominations reporting more than 50,000 members, the increase over the figures reported for 1906, and the rank of each denomination as indicated by the total membership, by the increase in number of members, and by the per cent of increase. The Independent churches and Jewish congregations are omitted.

DENOMINATION.	Members: 1916.	INCREASE OVER 1906. ¹		RANK ACCORDING TO—			
		Number.	Per cent.	Members in 1916.	Increase over 1906.		
					Number.	Per cent.	
Roman Catholic Church.....	15,721,815	1,511,060	10.6	1	1	36	
Methodist Episcopal Church...	3,717,785	731,631	24.5	2	2	21	
Baptists—National Convention.	2,938,579	676,972	29.9	3	4	15	
Baptists—Southern Convention.	2,708,870	699,399	34.8	4	3	11	
Methodist Episcopal, South....	2,114,479	475,999	29.1	5	6	16	
Presbyterian Church in the United States of America....	1,611,251	431,685	36.6	6	6	9	
Baptists—Northern Convention	1,232,135	180,030	17.1	7	10	28	
Disciples of Christ.....	1,226,028	243,327	24.8	8	7	20	
Protestant Episcopal Church...	1,092,821	205,879	23.2	9	8	23	
Congregational Churches.....	791,274	90,794	13.0	10	15	34	
Lutheran—Synodical Conference.....	777,701	117,031	17.7	11	12	26	
African Methodist Episcopal...	548,355	53,578	10.8	12	21	35	
Lutheran—General Council....	540,642	78,465	17.0	13	17	29	
Latter Day Saints, Church of Jesus Christ.....	403,388	187,592	86.9	14	9	3	
Lutheran—General Synod.....	370,715	100,494	37.2	15	13	8	
Presbyterian Church in the United States.....	357,769	91,424	34.3	16	14	12	
United Brethren in Christ....	348,828	74,179	27.0	17	18	19	
Reformed Church in the United States.....	344,374	51,720	17.7	18	22	27	
German Evangelical Synod....	339,853	46,716	15.9	19	23	32	
Churches of Christ.....	317,937	158,279	99.1	20	11	2	
African Methodist Episcopal Zion.....	257,169	72,627	39.4	21	20	6	
Colored Methodist Episcopal...	245,749	72,753	42.1	22	19	5	
Methodist Protestant.....	186,908	8,364	4.7	23	38	38	
United Norwegian Lutheran Church.....	176,084	-8,943	-4.8	24	42	41	
Lutheran—Joint Synod of Ohio.	164,968	41,560	33.7	25	24	13	
United Presbyterian.....	160,726	30,384	23.3	26	25	22	
Reformed Church in America..	144,929	19,991	16.0	27	29	31	
Lutheran—Synod of Iowa.....	130,793	20,539	18.6	28	28	25	
Evangelical Association.....	120,756	15,858	16.1	29	33	33	
Greek Orthodox (Hellenic)....	119,871	29,120	32.1	30	26	14	
Christian Church (Christian Convention).....	118,737	8,620	7.8	31	37	37	
Synod for Norwegian Lutheran Church.....	112,673	4,961	4.6	32	39	39	
Church of the Brethren (Conservative).....	105,102	28,555	37.3	33	27	7	
Russian Orthodox Church.....	99,681	80,570	421.6	34	16	1	
Friends (Orthodox).....	92,379	1,218	1.3	35	40	40	
United Evangelical.....	89,774	19,892	28.6	36	30	17	
Unitarians.....	82,515	11,973	17.0	37	35	30	
Primitive Baptists.....	80,311	-22,000	-21.5	38	43	43	
Seventh-day Adventists.....	79,355	17,144	27.6	39	32	18	
Cumberland Presbyterian.....	72,052	-123,718	-63.2	40	44	44	
Latter Day Saints, Reorganized Church of Jesus Christ.....	68,941	18,090	44.3	41	31	4	
Universalists.....	68,566	-5,592	-8.7	42	41	42	
Lutheran—United Synod, South	56,656	8,909	18.7	43	36	24	
Free Will Baptists.....	54,833	14,653	36.1	44	34	10	

¹ A minus sign (-) denotes decrease.

The table shows that for the denominations reporting over 1,000,000 members there were only very slight variations in rank as regards members and numerical increase, but that there were great varia-

tions as regards per cent of increase. Thus, the Roman Catholic Church ranks first in number of members and in numerical increase, but in per cent of increase its rank is 36, due in part to the falling off in immigration and possibly to the emigration of Italians, Austrians, French, and others who returned to Europe for the war. The Methodist Episcopal Church ranks 2 in number of members and in numerical increase, but 21 in per cent of increase, while the Methodist Episcopal Church, South, ranking 5 in members and numerical increase, is 16 in per cent of increase. The Presbyterian Church in the United States of America ranks 9 in per cent of increase, which is the highest rank in any of the 9 denominations reporting over 1,000,000 members.

In order of per cent of increase, the Russian Orthodox Church stands first, followed by the Churches of Christ, both bodies of Latter Day Saints, the Colored Methodist Episcopal Church, the African Methodist Episcopal Zion Church, the Church of the Brethren, and the Lutheran General Synod. The Russian Church gained heavily through immigration. The high mark of the Churches of Christ and the two Negro Methodist bodies mentioned above is probably due to a more complete enumeration in 1916. This is also true of the Free Will Baptists, which rank tenth in per cent of increase, and the National Baptist Convention (Negro), which ranks fifteenth.

In the discussion as to the increase or decrease of the number of church organizations reported by different denominations (p. 32), it was stated that the period 1906 to 1916 as compared with the period 1890 to 1916 was a period of consolidation and elimination of weak or dormant churches, and that the record of membership showed a constant, if not uniform, increase during the period under special review (1906 to 1916). This is borne out by the following comparison in Table 7 of the percentages of increase or decrease in membership and in number of organizations for those denominations shown in Table 6.

Of the denominations included in the table and representing a membership of 40,374,127 or 96.3 per cent of the entire church membership, 14 showed a decrease in number of organizations and only 4 a decrease in church membership, due in 2 denominations to consolidation, and in 1 to generally disturbed conditions resulting in incomplete returns. The decrease in number of church organizations in the Greek Orthodox Church was due to a different basis of reporting, but in the others no special reason could be assigned, and a comparison in each case with the per cent of increase in membership shows that the latter rather than the former may fairly be regarded as the measure of the denomination's strength. Thus, the United Evangelical Church shows a decrease of 2.1 per cent in number of organizations, but an in-

crease of 28.5 per cent in membership; the Methodist Episcopal Church a decrease of 2 per cent in organizations, but an increase of 24.5 per cent in membership. The situation is similar in other bodies.

Table 7

DENOMINATION.	PER CENT OF INCREASE: ¹ 1906-1916.	
	Members.	Organizations.
Russian Orthodox Church.....	421.6	186.4
Churches of Christ.....	99.1	110.3
Latter Day Saints, Church of Jesus Christ.....	86.9	41.3
Latter Day Saints, Reorganized Church of Jesus Christ.....	44.3	12.8
Colored Methodist Episcopal.....	42.1	10.1
African Methodist Episcopal Zion.....	39.4	23.2
Church of the Brethren (Conservative).....	37.3	21.5
Lutheran—General Synod.....	37.2	6.5
Presbyterian Church in the United States of America.....	36.6	21.7
Free Will Baptists.....	36.1	23.4
Baptists—Southern Convention.....	34.8	12.0
Presbyterian Church in the United States.....	34.3	8.5
Lutheran—Joint Synod of Ohio.....	33.7	7.1
Greek Orthodox Church (Hellenic).....	32.1	-74.0
Baptists—National Convention.....	29.9	13.9
Methodist Episcopal, South.....	29.1	7.8
United Evangelical.....	28.5	-2.1
Seventh-day Adventists.....	27.6	6.5
United Brethren in Christ.....	27.0	-6.6
Disciples of Christ.....	24.8	1.4
Methodist Episcopal Church.....	24.5	-2.0
United Presbyterian Church.....	23.3	2.4
Protestant Episcopal Church.....	23.2	8.0
Lutheran—United Synod, South.....	18.7	9.6
Lutheran—Synod of Iowa.....	18.6	18.0
Lutheran—Synodical Conference.....	17.7	7.8
Reformed Church in the United States.....	17.7	1.4
Baptists—Northern Convention.....	17.1	-1.4
Lutheran—General Council.....	17.0	11.3
Unitarians.....	17.0	-10.2
Reformed Church in America.....	16.0	8.5
German Evangelical Synod.....	15.9	10.9
Evangelical Association.....	15.1	-7.0
Congregational Churches.....	13.0	2.7
African Methodist Episcopal.....	10.8	-0.2
Roman Catholic Church.....	10.6	40.1
Christian Church (Christian Convention).....	7.8	-8.3
Methodist Protestant Church.....	4.7	-13.0
Synod for Norwegian Lutheran Church.....	4.6	6.5
Friends (Orthodox).....	1.3	-7.3
United Norwegian Lutheran.....	-4.8	18.2
Universalists.....	-8.7	-23.2
Primitive Baptists.....	-21.5	-26.7
Cumberland Presbyterian.....	-63.2	-53.8

¹ A minus sign (-) denotes decrease.

Comparing also the percentages for other bodies, it appears that in the great majority of cases the per cent of increase in membership is much larger than the per cent of increase in organizations. Thus, the Lutheran General Synod reports an increase of 6.5 per cent in number of organizations, but of 37.2 per cent in membership; the Presbyterian Church in the United States of America, an increase of 21.7 per cent in number of organizations and of 36.6 per cent in membership. There are only 3 bodies—the Churches of Christ, the Roman Catholic Church, and the Synod for the Norwegian Lutheran Church—for which the table shows a higher per cent of increase for organizations than for membership.

ADULT MEMBERS.

In view of the diversity in the methods of reporting members by different bodies, as noted on page 32, it was felt when preparing for the census of 1916 that some fair basis of membership for comparative purposes should be found.

At a conference with representatives of the Federal Council of the Churches of Christ in America, the suggestion was made that there be introduced into the schedule a question as to the number of members under a certain age, which might be regarded as a basis of determining adult or responsible membership. This was approved and various ages were suggested, that of 13 being finally adopted; and this age limit was also approved in a conference with a representative of the Roman Catholic Church. An inquiry was therefore introduced into the church schedule calling for the number of members under 13 years of age.

The intent of this inquiry was that total membership of all ages should be reported, and also the number of members under 13 years of age, so that if the latter were deducted, the balance would represent for each church, as near as may be, its adult membership. In the reports from the churches in those denominations which include all baptized persons as members this method was very uniformly observed. In a number of cases, however, the inquiry was misunderstood and from the reports for the item "members under 13 years of age" it was evident that the children of the church, whether enrolled as full members or not, were included; and not infrequently the number reported practically coincided with the Sunday school membership. This confusion necessitated very careful scrutiny of the reports, and a number of cases were referred to persons well acquainted with the custom in the denominations under consideration.

Schedules from a considerable number of churches contained no answer at all to the question. To ignore these or to assume that such churches had no membership under 13 years of age did not seem justifiable, and it was decided to apply to the total membership of each denomination the proportion of members under 13 shown for those churches of the same denomination reporting none or one or more members under 13. The results of this computation were referred in many cases to persons well acquainted with the situation in the denomination and received their cordial approval.

The following table shows, by denominations, the total membership with the number of organizations reporting; the membership of those organizations reporting as to members under 13, and the number of such members actually reported; it also shows the total number of members under 13 years of age as computed, the adult membership obtained by subtracting those under 13 from the members of all ages, and the per cent which each of these classes constitutes of the total membership. A graphic presentation of these proportions (adults and children), for denominations reporting 10,000 members or more and having at least 1 per cent of children under 13 years of age, is given in Diagram 3 on page 35.

DIAGRAM 3.—PER CENT OF MEMBERSHIP OVER AND UNDER 13 YEARS OF AGE, IN DENOMINATIONS REPORTING 10,000 OR MORE AND HAVING AT LEAST 1 PER CENT UNDER 13: 1916.




TABLE 8.—CHURCH MEMBERS, CLASSIFIED AS UNDER AND OVER 13 YEARS OF AGE, BY DENOMINATIONS: 1916.

DENOMINATION.	TOTAL MEMBERS (ALL AGES): 1916.		MEMBERS IN ORGANIZATIONS REPORTING AS TO MEMBERS UNDER 13 YEARS OF AGE.			MEMBERS UNDER 13 YEARS OF AGE.		MEMBERS 13 YEARS OF AGE AND OVER.	
	Organizations reporting.	Number reported.	Organizations reporting.	Total number reported.	Number under 13 reported.	Number (computed).	Per cent of total members.	Number.	Per cent of total members.
All denominations.....	226, 718	41, 926, 854	149, 280	30, 553, 674	4, 327, 369	6, 365, 134	12. 8	36, 561, 720	87. 2
Adventist bodies:									
Advent Christian.....	634	30, 597	373	22, 694	571	770	2. 5	29, 827	97. 5
Seventh-day Adventist.....	2, 011	79, 355	1, 727	71, 911	2, 252	2, 485	3. 1	76, 870	96. 9
Church of God (Adventist).....	22	848	22	848	69	59	7. 0	789	93. 0
Life and Advent Union.....	13	658	13	658	5	5	0. 8	653	99. 2
Churches of God in Christ Jesus.....	87	3, 457	57	2, 503	5	7	0. 2	3, 450	99. 8
American Rescue Workers.....	29	611	27	689	62	64	10. 6	647	89. 5
Armenian Church.....	34	27, 450	16	15, 872	4, 938	8, 540	31. 1	18, 910	68. 9
Assemblies of God, General Council.....	118	6, 703	96	5, 788	430	498	7. 4	6, 205	92. 6
Bahais.....	57	2, 884	38	2, 193	183	241	8. 4	2, 643	91. 6
Baptist bodies:									
Baptists—									
Northern Baptist Convention.....	8, 148	1, 232, 135	6, 192	982, 633	33, 360	41, 830	3. 4	1, 190, 305	96. 6
Southern Baptist Convention.....	23, 580	2, 708, 973	12, 673	1, 615, 983	62, 405	104, 609	3. 9	2, 604, 261	96. 1
National Baptist Convention.....	21, 071	2, 938, 579	12, 789	1, 867, 584	103, 391	162, 682	5. 6	2, 775, 897	94. 5
General Six Principle Baptists.....	10	456	8	362	8	8	1. 8	456	100. 0
Seventh Day Baptists.....	68	7, 980	54	6, 500	106	128	1. 6	7, 852	98. 4
Free Baptists.....	171	12, 570	138	11, 224	245	274	2. 2	12, 296	97. 8
Free Will Baptists.....	750	54, 833	520	40, 430	523	709	1. 3	54, 124	98. 7
Colored Free Will Baptists.....	169	13, 362	83	8, 314	410	659	4. 9	12, 703	95. 1
Free Will Baptists (Bullockites).....	12	184	7	94	9	9	0. 5	184	100. 0
General Baptists.....	517	33, 466	345	23, 829	417	586	1. 8	32, 880	98. 2
Separate Baptists.....	46	4, 254	31	3, 203	71	94	2. 2	4, 160	97. 8
Regular Baptists.....	401	21, 521	194	11, 528	64	119	0. 6	21, 402	99. 4
United Baptists.....	254	22, 097	84	7, 868	20	56	0. 3	22, 041	99. 7
Duck River (Baptist Church of Christ).....	105	6, 872	40	2, 672	—	—	—	6, 872	100. 0
Primitive Baptists.....	2, 142	80, 311	1, 632	61, 967	50	65	0. 1	80, 246	99. 9
Colored Primitive Baptists.....	336	15, 144	232	10, 831	392	392	2. 6	14, 752	97. 4
Two-Seed-in-the-Spirit Baptists.....	48	679	42	567	—	—	—	679	100. 0
Brethren, German Baptist (Dunkers):									
Church of the Brethren (Conservative).....	997	105, 102	870	93, 398	4, 000	4, 501	4. 3	100, 601	95. 7
Old Order German Baptist.....	67	3, 399	31	1, 738	—	—	—	3, 399	100. 0
Brethren Church (Progressive).....	201	24, 060	193	23, 503	1, 670	1, 607	6. 7	22, 453	93. 3
German Seventh Day Baptists.....	5	136	5	136	3	3	2. 2	133	97. 8
Church of God (New Dunkers).....	13	929	13	929	26	26	2. 8	903	97. 2
Brethren, Plymouth:									
Brethren, Plymouth, I.....	161	3, 896	161	3, 896	14	14	0. 4	3, 882	99. 6
Brethren, Plymouth, II.....	129	5, 928	20	1, 149	21	21	0. 4	5, 907	99. 6
Brethren, Plymouth, III.....	17	476	12	318	—	—	—	476	100. 0
Brethren, Plymouth, IV.....	72	1, 389	67	1, 354	—	—	—	1, 389	100. 0
Brethren, Plymouth, V.....	80	1, 820	80	1, 820	8	8	0. 4	1, 812	99. 6
Brethren, Plymouth, VI.....	10	208	10	208	—	—	—	208	100. 0
Brethren, River:									
Brethren in Christ.....	72	3, 805	57	3, 175	119	143	3. 8	3, 662	96. 2
Old Order or Yorker.....	9	432	7	393	—	—	—	432	100. 0
United Zion's Children.....	31	1, 152	25	936	15	18	1. 6	1, 134	98. 4
Buddhists:									
Chinese temples ¹	12	5, 639	12	5, 639	223	223	4. 0	6, 416	96. 0
Japanese temples.....	13	2, 768	13	2, 768	759	759	27. 4	2, 009	72. 6
Catholic Apostolic Church.....	145	2, 922	96	2, 254	16	21	0. 7	2, 901	99. 3
Christadelphians.....	163	9, 625	125	7, 604	286	367	3. 8	9, 258	96. 2
Christian Church (Christian Convention).....	1, 263	118, 737	909	91, 430	5, 402	7, 015	6. 9	111, 722	94. 1
Christian Union.....	220	13, 692	125	8, 050	405	689	5. 0	13, 003	95. 0
Church of God and Saints of Christ.....	92	3, 311	53	1, 779	408	759	22. 9	2, 552	77. 1
Church of Messianic Message.....	5	266	5	266	3	3	1. 1	263	98. 9
Churches of Christ.....	5, 570	317, 937	1, 751	108, 845	2, 127	6, 213	2. 0	311, 724	98. 0
Churches of God, General Assembly.....	202	7, 784	161	6, 444	367	430	5. 5	7, 354	94. 5
Churches of God, General Eldership.....	440	28, 376	310	21, 015	1, 129	1, 524	5. 4	26, 852	94. 6
Churches of the Living God:									
Church of the Living God.....	28	1, 743	28	1, 743	180	180	10. 3	1, 663	89. 7
Church of the Living God, Christian Workers for Fellowship.....	154	9, 626	46	4, 981	255	493	5. 1	9, 133	94. 9
Church of the Living God, General Assembly.....	10	266	5	161	16	26	9. 8	240	90. 2
Churches of the New Jerusalem:									
General Convention.....	108	6, 352	76	5, 127	155	192	3. 0	6, 160	97. 0
General Church.....	15	733	4	215	—	—	—	733	100. 0
Communitistic societies:									
Amana Society.....	7	1, 534	7	1, 534	375	376	24. 4	1, 159	75. 6
Shakers.....	12	367	12	367	35	35	9. 5	332	90. 5
Congregational Churches.....	5, 863	791, 274	4, 484	617, 325	11, 455	14, 683	1. 9	776, 591	98. 1
Disciples of Christ.....	8, 396	1, 226, 028	8, 396	1, 226, 028	45, 856	45, 856	3. 7	1, 180, 172	96. 3
Eastern Orthodox Churches:									
Albanian Church.....	2	410	2	410	90	90	22. 0	320	78. 0
Bulgarian Church.....	4	1, 992	4	1, 992	212	212	10. 6	1, 780	89. 4
Greek Church (Hellenic).....	87	119, 871	80	86, 271	8, 140	11, 310	9. 4	108, 561	90. 6
Rumanian Church.....	2	1, 994	2	1, 994	191	191	9. 6	1, 803	90. 4
Russian Church.....	169	99, 681	169	99, 681	20, 214	20, 214	20. 3	79, 467	79. 7
Serbian Church.....	12	14, 301	12	14, 301	1, 752	1, 752	12. 3	12, 549	87. 7
Syrian Church.....	25	11, 591	12	6, 906	1, 096	1, 840	15. 9	9, 751	84. 1
Evangelical Association.....	1, 635	120, 756	1, 260	96, 054	4, 109	5, 166	4. 3	115, 590	95. 7
Evangelical Protestant Church.....	37	17, 962	16	5, 012	—	—	—	17, 962	100. 0
Evangelistic associations:									
Apostolic Church.....	2	112	1	12	—	—	—	112	100. 0
Apostolic Christian Church.....	54	4, 766	54	4, 766	—	—	—	4, 766	100. 0
Apostolic Faith.....	24	2, 196	17	1, 960	557	624	28. 4	1, 572	71. 6
Christian Congregation.....	7	645	4	431	21	31	4. 8	614	95. 2
Church of Daniel's Band.....	6	393	3	353	8	9	2. 3	384	97. 7
Church of God as Organized by Christ.....	17	227	17	227	5	6	2. 2	222	97. 8
Church Transcendent.....	3	91	—	—	—	—	—	91	100. 0
Hephzibah Faith Missionary.....	12	352	7	263	41	55	15. 6	297	84. 4
Lumbor River Mission.....	6	434	2	136	—	—	—	434	100. 0
Metropolitan Church.....	7	704	5	669	222	234	33. 2	470	66. 8
Missionary Church.....	25	1, 554	19	1, 260	31	38	2. 4	1, 516	97. 6
Peniel Missions.....	9	257	5	173	6	9	3. 5	248	96. 5
Pentecost Bands of the World.....	10	218	10	218	1	1	0. 5	217	99. 5
Pillar of Fire.....	21	1, 129	9	718	110	173	15. 3	956	84. 7
Voluntary Missionary Society.....	4	855	4	855	35	35	4. 1	820	95. 9

CHURCH MEMBERS.

37

TABLE 8.—CHURCH MEMBERS, CLASSIFIED AS UNDER AND OVER 13 YEARS OF AGE, BY DENOMINATIONS:
1916—Continued.

DENOMINATION.	TOTAL MEMBERS (ALL AGES): 1916.		MEMBERS IN ORGANIZATIONS REPORTING AS TO MEMBERS UNDER 13 YEARS OF AGE.			MEMBERS UNDER 13 YEARS OF AGE.		MEMBERS 13 YEARS OF AGE AND OVER.	
	Organizations reporting.	Number reported.	Organizations reporting.	Total number reported.	Number under 13 reported.	Number (computed).	Per cent of total members.	Number.	Per cent of total members.
Free Christian Zion Church of Christ.....	35	6,225	25	4,225	1,130	1,665	26.7	4,560	73.3
Friends:									
Friends (Ortodox).....	805	92,379	673	77,258	12,408	14,837	16.1	77,542	83.9
Friends (Hicksite).....	166	17,170	153	15,528	1,498	1,656	9.6	15,514	90.4
Friends (Wilburite).....	50	3,373	47	3,276	651	670	19.9	2,703	80.1
Friends (Primitive).....	2	60	2	60				60	100.0
German Evangelical Synod.....	1,331	339,853	940	250,701				339,853	100.0
Holiness Church.....	33	926	15	438	21	44	4.8	882	95.2
Independent churches.....	552	54,393	404	43,456	4,240	5,307	9.8	49,086	90.2
International Apostolic Holiness Church.....	169	5,276	118	4,019	168	221	4.2	5,055	95.8
Jacobite Church (Assyrian).....	15	748	15	748				450	60.2
Jewish congregations.....	1,619	357,135	1,200	248,354	40,255	57,887	16.2	299,248	83.8
Latter Day Saints:									
Church of Jesus Christ.....	965	403,388	945	397,032	133,885	136,028	33.7	267,360	66.3
Reorganized Church of Jesus Christ.....	565	58,941	523	52,983	3,962	4,408	7.5	54,533	92.5
Lithuanian National Catholic Church.....	7	7,343	7	7,343	3,131	3,131	42.6	4,212	57.4
Lutheran bodies:									
General Synod.....	1,846	370,715	826	170,868				370,715	100.0
United Synod, South.....	492	56,656	138	56,656				56,656	100.0
General Council.....	2,386	540,642	385	122,781				540,642	100.0
Synodical Conference.....	3,620	777,701	266	82,978				777,701	100.0
Norwegian Lutheran Church—									
Hauge's Synod.....	362	29,893	14	957				29,893	100.0
Synod for Norwegian Church.....	987	112,673	4	80				112,673	100.0
United Norwegian Church.....	1,391	176,084	4	257				176,084	100.0
Joint Synod of Ohio.....	826	164,968	399	87,849				164,968	100.0
Synod of Buffalo.....	42	6,128	7	764				6,128	100.0
Eielsen's Synod.....	20	1,206	11	543				1,206	100.0
Synod of Iowa.....	977	130,793	147	5,445				130,793	100.0
Danish Lutheran Church.....	101	14,544	70	11,610				14,544	100.0
Icelandic Synod.....	14	1,830	5	635				1,830	100.0
Immanuel Synod.....	15	2,978	8	1,083				2,978	100.0
Finnish, Suomi Synod.....	134	18,881	123	17,069				18,881	100.0
Lutheran Free Church (Norwegian).....	376	28,180	4	92				28,180	100.0
United Danish Lutheran Church.....	192	17,324	154	14,028				17,324	100.0
Finnish Lutheran National Church.....	64	7,933	43	5,750				7,933	100.0
Apostolic Lutheran Church (Finnish).....	47	6,664	15	2,265				6,664	100.0
Lutheran Brethren (Norwegian).....	23	892	11	455				892	100.0
Jehovah Conference.....	6	831	6	831				831	100.0
Mennonite bodies:									
Mennonite Church.....	307	34,965	249	30,024	540	629	1.8	34,336	98.2
Hutterian Brethren.....	17	982	3	103				982	100.0
Conservative Amish.....	13	1,066	11	805				1,066	100.0
Old Order Amish.....	88	7,665	79	6,803				7,665	100.0
Church of God in Christ.....	21	1,125	21	1,125				1,125	100.0
Old Order Mennonite (Wisler).....	22	1,608	21	1,537				1,608	100.0
Reformed Mennonite.....	29	1,281	25	1,122				1,281	100.0
General Conference of Mennonites.....	113	15,407	76	9,825	108	169	1.1	15,238	98.9
Defenseless Mennonites.....	11	854	11	854	7	7	0.8	847	99.2
Mennonite Brethren in Christ.....	108	4,737	86	3,847	306	377	8.0	4,360	92.0
Mennonite Brethren Church.....	53	5,127	39	3,729	50	69	1.3	5,058	96.7
Krimmer Bruder-Gemeinde.....	13	894	7	262				894	100.0
Kleine Gemeinde.....	3	171						171	100.0
Central Conference of Mennonites.....	17	2,101	14	1,904	114	126	6.0	1,975	94.0
Conference of Defenseless Mennonites.....	15	1,171	7	649				1,171	100.0
Stauffer Mennonites.....	5	209	4	194				209	100.0
Methodist bodies:									
Methodist Episcopal.....	29,315	3,717,785	19,244	2,744,984	192,740	261,046	7.0	3,456,739	93.0
Methodist Protestant.....	2,473	189,908	2,171	173,772	10,664	11,470	6.1	175,438	93.9
Wesleyan Methodist Connection.....	579	20,778	352	14,761	822	1,157	5.6	19,621	94.4
Primitive Methodist.....	63	9,353	81	8,682	734	791	8.5	8,562	91.5
Methodist Episcopal, South.....	19,184	2,114,479	13,918	1,599,436	150,836	199,408	9.4	1,915,071	90.6
Congregational Methodist.....	197	12,503	135	9,411	563	748	6.0	11,755	94.0
Free Methodist.....	1,598	35,291	1,083	25,426	1,018	1,413	4.0	33,878	96.0
New Congregational Methodist.....	24	1,256	15	722	22	38	3.0	1,218	97.0
African Methodist Episcopal.....	6,633	548,355	5,411	456,268	40,068	48,155	8.3	500,200	91.2
African Methodist Episcopal Zion.....	2,716	257,169	2,223	280,853	25,678	28,605	11.1	228,564	88.9
Colored Methodist Protestant.....	26	1,967	23	1,603	199	244	12.4	1,723	87.6
Union American Methodist Episcopal.....	67	3,624	52	2,976	129	157	4.3	3,467	95.7
African Union Methodist Protestant.....	58	3,751	51	3,556	388	409	10.9	3,342	89.1
Colored Methodist Episcopal.....	2,621	246,749	1,728	189,173	14,229	18,484	7.5	227,265	92.5
Reformed Zion Union Apostolic.....	47	3,977	42	3,646	346	377	9.5	3,600	90.5
African American Methodist Episcopal.....	28	1,310	28	1,310	65	65	5.0	1,245	95.0
Reformed Methodist Union Episcopal.....	27	2,196	27	2,196	4	4	0.2	2,192	99.8
Moravian bodies:									
Moravian Church (Unitas Fratrum).....	110	26,373	110	26,373	6,877	6,877	26.1	19,496	73.9
Bobemian and Moravian Brethren.....	23	1,714	23	1,714				1,714	100.0
Independent Bohemian and Moravian Brethren.....	8	320	3	320				320	100.0
New Apostolic Church.....	20	3,828	20	3,828	953	953	24.9	2,875	75.1
Nonsectarian Churches of Bible Faith.....	58	2,273	26	647	30	105	4.6	2,168	95.4
Old Catholic Churches in America:									
Old Roman Catholic.....	12	4,700	3	1,300	480	1,735	36.9	2,965	63.1
American Catholic.....	3	475						475	100.0
Catholic Church of North America.....	6	9,025	1	300				9,025	100.0
Pentecostal Church of the Nazarene.....	866	32,259	482	18,310	992	1,748	5.4	30,511	94.6
Pentecostal Holiness Church.....	192	6,353	97	2,889	125	232	4.3	5,121	95.7
Polish National Catholic Church.....	34	28,245	28	21,534	4,693	6,156	21.8	22,089	78.2
Presbyterian bodies:									
Presbyterian Church in the United States of America.....	9,639	1,611,251	7,021	1,283,312	49,444	62,079	3.9	1,549,172	96.1
Cumberland Presbyterian.....	1,313	72,052	837	50,937	2,502	3,539	4.9	68,513	95.1
Colored Cumberland Presbyterian.....	136	13,077	130	12,729	1,904	1,956	15.0	11,121	85.0
Wesleyan Calvinistic Methodist.....	134	14,666	104	11,956	1,950	2,376	16.3	12,190	83.7
United Presbyterian.....	991	160,726	846	139,714	6,638	7,636	4.8	153,090	95.2
Presbyterian Church in the United States.....	3,365	357,769	2,564	292,660	17,221	21,052	5.9	336,717	94.1
Associate Synod of North America.....	12	490	9	354				490	100.0
Associate Reformed Presbyterian.....	133	15,124	114	12,756	1,197	1,419	9.4	13,705	90.6
Reformed Presbyterian Synod.....	103	8,185	87	6,858	425	507	6.2	7,678	93.8
Reformed Presbyterian, General Synod.....	14	2,386	11	2,222	49	53	2.2	2,333	97.8

RELIGIOUS BODIES.

TABLE 8.—CHURCH MEMBERS, CLASSIFIED AS UNDER AND OVER 13 YEARS OF AGE, BY DENOMINATIONS: 1916—Continued.

DENOMINATION.	TOTAL MEMBERS (ALL AGES): 1916.		MEMBERS IN ORGANIZATIONS REPORTING AS TO MEMBERS UNDER 13 YEARS OF AGE.			MEMBERS UNDER 13 YEARS OF AGE.		MEMBERS 13 YEARS OF AGE AND OVER.	
	Organizations reporting.	Number reported.	Organizations reporting.	Total number reported.	Number under 13 reported.	Number (computed).	Per cent of total members.	Number.	Per cent of total members.
Protestant Episcopal Church.....	7,345	1,092,821	2,601	367,465	3,760	11,182	1.0	1,081,639	99.0
Reformed bodies:									
Reformed Church in America.....	715	144,929	539	115,881	1,555	1,945	1.3	142,984	98.7
Reformed Church in the United States.....	1,758	344,374	897	177,616	1,861	3,608	1.0	340,766	99.0
Christian Reformed Church.....	226	38,668	51	11,067	38,668	100.0
Hungarian Reformed Church.....	46	9,851	30	6,576	9,851	100.0
Reformed Episcopal Church.....	74	11,050	43	7,474	131	194	1.8	10,856	98.2
Roman Catholic Church.....	17,375	15,721,815	14,469	12,898,788	3,219,732	3,924,402	25.0	11,797,413	75.0
Salvation Army.....	742	35,954	742	35,954	5,914	5,914	16.4	30,040	83.6
Scandinavian Evangelical bodies:									
Swedish Mission Covenant.....	324	29,164	228	22,160	749	985	3.4	28,179	96.6
Swedish Free Church.....	102	6,208	81	5,425	71	81	1.3	6,127	98.7
Norwegian-Danish Free Church.....	32	2,444	24	1,572	21	33	1.4	2,411	98.6
Schwenkfelders.....	6	1,127	5	633	10	18	1.6	1,109	98.4
Social Brethren.....	19	950	19	950	950	100.0
Society for Ethical Culture.....	5	2,850	4	2,600	2,850	100.0
Spiritualists:									
Spiritualists (National Association).....	343	23,197	244	16,744	628	870	3.8	22,327	96.2
Progressive Spiritual Church.....	11	5,831	3	139	5,831	100.0
Temple Society.....	2	260	2	260	37	37	14.2	223	85.8
Theosophical societies:									
Theosophical Society.....	17	199	17	199	199	100.0
Theosophical Society, New York.....	1	72	1	72	72	100.0
Theosophical Society, American Section.....	157	5,097	157	5,097	5,097	100.0
Universal Brotherhood ¹
Unitarians.....	411	82,515	289	48,172	82,515	100.0
United Brethren bodies:									
United Brethren in Christ.....	3,481	348,828	2,375	263,831	27,277	36,065	10.3	312,763	89.7
United Brethren in Christ (Old Constitution).....	408	19,106	291	12,752	678	1,016	5.3	18,090	94.7
United Evangelical Church.....	957	89,774	827	77,771	5,031	5,807	6.5	83,967	93.5
Universalists.....	643	58,566	474	46,166	1,002	1,271	2.2	57,295	97.8
Vedanta Society.....	3	190	1	50	190	100.0
Volunteers of America.....	97	10,204	61	9,374	127	138	1.4	10,066	98.6

¹ No statistics available.

The reports from 63 denominations included no figures at all for members under 13 years of age, and the adult membership coincides with the full membership as reported. Among the bodies so reported were the Lutheran bodies, several of the minor Baptist bodies, most of the Mennonite bodies, the Christian Reformed and Hungarian Reformed bodies, the Theosophical societies, the Unitarians, and others. For 32 denominations, the figures reported for members under 13 years were accepted without any addition for churches not reporting, the denominational conditions indicating that all members of this age group had been included in the reports.

For 35 denominations the adult membership was less than 90 per cent of the total membership, the Lithuanian National Catholic Church reporting the lowest percentage, 57.4. The Jacobite (Assyrian) Church reported 60.2 per cent; the Old Roman Catholic Church, 63.1 per cent; the Church of Jesus Christ of Latter Day Saints, 66.3 per cent; and the Metropolitan Church Association, 66.8 per cent. The smallest percentages for members under 13 years of age were shown largely for the minor Baptist bodies, and in general for those denominations reporting a large membership in rural districts; the tendency toward the inclusion in full membership of those under that age being more manifest in those denominations with a considerable urban element. The small percentage of members under 13 in some of the Eastern Orthodox Churches, as contrasted with

the Roman Catholic, the Lithuanian, Polish, and other similar bodies, is probably explained by the nature of the immigration which is to a considerable degree adult, while in the Polish and similar churches the family element is stronger.

That the figures shown in this table are exact is not claimed, but as a comparative presentation of the membership of the denominations they are believed to be reasonably accurate. Taking as an illustration the first denomination shown in the table, the Advent Christian Church, it is seen that of the 534 organizations, reporting 30,597 members, 373 organizations, with 22,694 members, reported 571 children under 13 years of age. Applying the proportion existing between the 571 and 22,694 to the total number of members (30,597), the total membership under 13 for this denomination would be 770, or 2.5 per cent of the total membership. Subtracting the number under 13, thus computed, from the total membership reported gives an adult membership of 29,827, or 97.5 per cent of the total. The same method is applied to each single denomination where there was any membership reported under 13, except in a few cases where, as has been stated, it was the judgment of denominational authorities that the number under 13 actually reported on the schedules represented the entire number for that denomination.

The general accuracy of the method may be tested by comparing the number of members under 13 in the Roman Catholic Church, where the membership

represents population, with the population of that age as reported in the general census tables. In this church the percentage of members under 13 represented 25 per cent of the total membership, and the percentage of the total population in 1910 represented by persons under 13 was 28.1, the smaller proportion under 13 in that church, as compared with the general population, being readily accounted for by the pre-

ponderance in the Roman Catholic Church of adult immigrants, especially Italians.

The following table gives, for each denomination reporting over 10,000 members in 1916, the total membership as reported and the total adult membership as computed, with the per cent which the number in each denomination forms of the total number in each class:

TABLE 9.—DISTRIBUTION OF TOTAL AND ADULT MEMBERS, BY PRINCIPAL DENOMINATIONS: 1916.

[The denominations presented in this table reported 10,000 members or more in 1916.]

DENOMINATION.	TOTAL MEMBERS: 1916 (ALL AGES).		ADULT MEMBERS: 1916 (13 AND OVER).		DENOMINATION.	TOTAL MEMBERS: 1916 (ALL AGES).		ADULT MEMBERS: 1916 (13 AND OVER).	
	Number.	Per cent distribution.	Number.	Per cent distribution.		Number.	Per cent distribution.	Number.	Per cent distribution.
All denominations.....	41,926,854	100.0	38,561,720	100.0	Lutheran bodies—Continued.				
Adventist bodies:					Joint Synod of Ohio.....	164,968	0.4	164,968	0.5
Advent Christian.....	30,597	0.1	29,827	0.1	Synod of Iowa.....	130,793	0.3	130,793	0.4
Seventh-day Adventist.....	79,355	0.2	76,870	0.2	Danish Lutheran Church.....	14,544	(¹)	14,544	(¹)
Armenian Church.....	27,450	0.1	18,910	0.1	Finnish, Suomi Synod.....	18,881	(¹)	18,881	0.1
Baptist bodies:					Lutheran Free Church (Norwegian).....	28,180	0.1	28,180	0.1
Baptists—					United Danish Lutheran Church.....	17,324	(¹)	17,324	(¹)
Northern Baptist Convention.....	1,232,135	2.9	1,190,305	3.3	Mennonite bodies:				
Southern Baptist Convention.....	2,708,870	6.5	2,604,261	7.1	Mennonite Church.....	34,965	0.1	34,336	0.1
National Baptist Convention.....	2,938,579	7.0	2,775,897	7.6	General Conference of Mennonites.....	15,407	(¹)	15,238	(¹)
Free Baptists.....	12,570	(¹)	12,296	(¹)	Methodist bodies:				
Free Will Baptists.....	54,833	0.1	54,124	0.1	Methodist Episcopal.....	3,717,785	8.9	3,456,739	9.5
Colored Free Will Baptists.....	13,362	(¹)	12,703	(¹)	Methodist Protestant.....	186,908	0.4	175,438	0.5
General Baptists.....	33,466	0.1	32,880	0.1	Wesleyan Methodist Connection.....	20,778	(¹)	19,621	0.1
Regular Baptists.....	21,521	0.1	21,402	0.1	Methodist Episcopal, South.....	2,114,479	5.0	1,915,071	5.2
United Baptists.....	22,097	0.1	22,041	0.1	Congregational Methodist.....	12,503	(¹)	11,755	(¹)
Primitive Baptists.....	80,311	0.2	80,246	0.2	Free Methodist.....	35,291	0.1	33,878	0.1
Colored Primitive Baptists.....	15,144	(¹)	14,752	(¹)	African Methodist Episcopal.....	548,355	1.3	500,200	1.4
Brethren, German Baptist (Dunkers):					African Methodist Episcopal Zion.....	257,169	0.6	228,564	0.6
Church of the Brethren (Conservative).....	105,102	0.3	100,601	0.3	Colored Methodist Episcopal.....	245,749	0.6	227,265	0.6
Brethren Church (Progressive).....	24,060	0.1	22,453	0.1	Moravian Church (Unitas Fratrum).....	26,373	0.1	19,496	0.1
Brethren, Plymouth, I to VI.....	13,717	(¹)	13,674	(¹)	Pentecostal Church of the Nazarene.....	32,259	0.1	30,511	0.1
Christian Church (Christian Convention).....	118,737	0.3	111,722	0.3	Polish National Catholic Church.....	28,245	0.1	22,089	0.1
Christian Union.....	13,692	(¹)	13,003	(¹)	Presbyterian bodies:				
Churches of Christ.....	317,937	0.8	311,724	0.9	Presbyterian Church in the United States of America.....	1,611,251	3.8	1,549,172	4.2
Churches of God, General Eldership.....	28,376	0.1	26,852	0.1	Cumberland Presbyterian.....	72,052	0.2	68,513	0.2
Congregational Churches.....	791,274	1.9	776,591	2.1	Colored Cumberland Presbyterian.....	13,077	(¹)	11,121	(¹)
Disciples of Christ.....	1,226,028	2.9	1,180,172	3.2	Welsh Calvinistic Methodist.....	14,566	(¹)	13,190	(¹)
Eastern Orthodox Churches:					United Presbyterian.....	160,726	0.4	153,080	0.4
Greek Church (Hellenic).....	119,871	0.3	108,561	0.3	Presbyterian Church in the United States, Associate Reformed Presbyterian.....	357,759	0.9	336,087	0.9
Russian Church.....	99,681	0.2	79,467	0.2	Protestant Episcopal Church.....	15,124	(¹)	13,705	(¹)
Serbian Church.....	14,301	(¹)	12,549	(¹)	Reformed bodies:				
Syrian Church.....	11,591	(¹)	9,751	(¹)	Reformed Church in America.....	144,929	0.3	142,984	0.4
Evangelical Association.....	120,756	0.3	115,590	0.3	Reformed Church in the United States.....	344,374	0.8	340,766	0.9
Evangelical Protestant Church.....	17,962	(¹)	17,962	(¹)	Christian Reformed Church.....	38,668	0.1	38,668	0.1
Friends:					Roman Catholic Church.....	11,050	(¹)	10,858	(¹)
Friends (Orthodox).....	92,379	0.2	77,542	0.2	Roman Catholic Church.....	15,721,815	37.5	11,797,413	32.3
Friends (Hicksite).....	17,170	(¹)	15,514	(¹)	Salvation Army.....	35,954	0.1	30,040	0.1
German Evangelical Synod.....	339,853	0.8	339,853	0.9	Scandinavian Evangelical bodies:				
Independent churches.....	54,393	0.1	49,086	0.1	Swedish Mission Covenant.....	29,164	0.1	28,179	0.1
Jewish congregations.....	357,135	0.9	299,248	0.8	Spiritualists (National Association).....	23,197	0.1	22,327	0.1
Latter Day Saints:					Unitarians.....	82,515	0.2	82,515	0.2
Church of Jesus Christ.....	403,388	1.0	267,360	0.7	United Brethren bodies:				
Reorganized Church of Jesus Christ.....	58,941	0.1	54,533	0.1	United Brethren in Christ.....	348,828	0.8	312,763	0.9
Lutheran bodies:					United Brethren in Christ (Old Constitution).....	19,106	(¹)	18,090	(¹)
General Synod.....	370,715	0.9	370,715	1.0	United Evangelical Church.....	89,774	0.2	83,967	0.2
United Synod, South.....	56,656	0.1	56,656	0.2	Universalists.....	58,568	0.1	57,295	0.2
General Council.....	540,642	1.3	540,642	1.5	Volunteers of America.....	10,204	(¹)	10,068	(¹)
Synodical Conference.....	777,701	1.9	777,701	2.1	All other denominations.....	299,370	0.7	280,067	0.8
Norwegian Lutheran Church—									
Hauge's Synod.....	29,893	0.1	29,893	0.1					
Synod for Norwegian Church.....	112,673	0.3	112,673	0.3					
United Norwegian Church.....	176,084	0.4	176,084	0.5					

¹ Less than one-tenth of 1 per cent.

Of the denominations shown in this table there were only three—the Roman Catholic Church, the Jewish congregations, and the Church of Jesus Christ of Latter Day Saints—which comprise a smaller percentage of adult membership than of total membership reported. In every other case the percentages are either the same or the percentage of adult membership is somewhat higher than that of the total membership. In the Roman Catholic Church the percentages are: Adult membership, 32.3, total membership, 37.5; in the

Jewish congregations, 0.8 against 0.9 per cent; in the Church of Jesus Christ of Latter Day Saints, 0.7 against 1 per cent. Of other denominations, the Methodist Episcopal Church shows 9.5 per cent of adult membership against 8.9 per cent of total membership; the Presbyterian Church in the United States of America, 4.2 against 3.8 per cent; the Northern Baptist Convention, 3.3 against 2.9 per cent; the Protestant Episcopal Church, 3 against 2.6 per cent. These comparisons are also graphically presented for

1916 in the two lower circles on page 31, for the denominations reporting at least 1 per cent of total members and of adult members.

It seems clear from this presentation that adult membership, as shown in these tables, furnishes a better basis for general denominational tables than does the total membership of all ages, even though the differences between the two are by no means so serious as materially to affect the significance of the figures given in the general tables and text.

MEMBERS BY SEX.

The distribution by sex of the membership of all the religious bodies as reported for 1916 is shown in Table 60 (p. 142). The table below gives, for those bodies reporting 10,000 members or over in 1916, the total membership reported by sex; the per cent of the aggregate number reported by sex; and the percentage which the males and females form of the total membership reported by sex for 1916 as compared with 1906.

TABLE 10.—MEMBERS REPORTED BY SEX, BY PRINCIPAL DENOMINATIONS: 1916 AND 1906.

[The denominations presented in this table reported 10,000 members or more in 1916.]

DENOMINATION.	MEMBERS: 1916.						MEMBERS: 1906.			
	Total number reported.	Reported by sex.						Per cent reporting sex.	Per cent male.	Per cent female.
		Both sexes.		Male.		Female.				
		Number.	Per cent of total.	Number.	Per cent.	Number.	Per cent.			
All denominations.....	41,926,854	35,644,162	85.0	15,653,958	43.9	19,990,204	56.1	89.7	43.5	56.5
Adventist bodies:										
Advent Christian.....	30,597	26,427	86.4	10,807	40.9	15,620	59.1	93.2	40.8	59.2
Seventh-day Adventist.....	79,355	79,355	100.0	26,111	32.9	53,244	67.1	94.7	34.8	65.2
Armenian Church.....	27,450	22,450	81.8	15,334	68.3	7,116	31.7	100.0	75.6	24.4
Baptist bodies:										
Baptists—										
Northern Baptist Convention.....	1,232,135	1,103,017	89.5	417,285	37.8	685,732	62.2	93.1	36.5	63.5
Southern Baptist Convention.....	2,708,870	2,072,201	76.5	869,610	42.0	1,202,591	58.0	94.5	40.7	59.3
National Baptist Convention.....	2,938,579	2,933,238	99.8	1,128,237	38.5	1,805,001	61.5	97.3	37.3	62.7
Free Baptists.....	12,570	12,409	98.7	4,405	35.5	8,004	64.5	85.8	37.3	62.7
Free Will Baptists.....	54,833	54,777	99.9	22,013	40.2	32,764	59.8	94.8	41.1	58.9
Colored Free Will Baptists ¹	13,362	13,362	100.0	5,247	39.3	8,115	60.7	54.1	43.9	56.1
General Baptists.....	33,466	31,877	95.3	12,762	40.0	19,115	60.0	93.5	41.1	58.9
Regular Baptists ¹	21,521	13,155	61.1	4,923	37.4	8,232	62.6			
United Baptists.....	22,097	11,506	52.1	4,291	37.3	7,215	62.7	36.7	42.8	57.2
Primitive Baptists ¹	80,311	74,675	93.0	28,269	37.9	46,406	62.1	76.8	36.4	63.6
Colored Primitive Baptists ¹	15,144	14,699	97.1	5,303	36.1	9,396	63.9	50.7	35.7	64.3
Brethren, German Baptist (Dunkers):										
Church of the Brethren (Conservative) ¹	105,102	103,135	98.1	44,923	43.6	58,212	56.4	98.5	42.7	57.3
Brethren Church (Progressive).....	24,060	23,648	98.3	9,669	41.0	13,949	59.0	85.9	39.2	60.8
Brethren, Plymouth, 1 to VI.....	13,717	13,717	100.0	5,607	40.9	8,110	59.1	99.9	41.6	58.4
Christian Church (Christian Convention) ¹	118,737	105,125	88.5	43,300	41.2	61,825	58.8	91.5	40.4	59.6
Christian Union.....	13,692	13,203	96.4	5,713	43.3	7,490	56.7	93.7	43.2	56.8
Churches of Christ.....	317,937	317,812	99.9	132,755	41.8	185,057	58.2	99.7	41.5	58.5
Churches of God, General Eldership.....	28,376	26,584	93.7	10,758	40.5	15,826	59.5	95.3	39.6	60.4
Congregational Churches.....	791,274	789,412	99.8	281,740	35.7	507,672	64.3	99.2	34.1	65.9
Disciples of Christ.....	1,226,028	933,508	76.1	378,777	40.6	554,731	59.4	94.0	39.7	60.3
Eastern Orthodox Churches:										
Greek Church (Hellenic).....	119,871	79,896	66.7	66,641	83.4	13,255	16.6	54.0	93.9	6.1
Russian Church.....	99,681	99,681	100.0	62,285	62.5	37,396	37.5	100.0	67.6	32.4
Serbian Church.....	14,301	14,301	100.0	11,000	76.9	3,301	23.1	100.0	85.8	14.2
Syrian Church.....	11,591	10,271	88.6	5,702	55.5	4,569	44.5	100.0	60.5	39.5
Evangelical Association.....	120,756	120,569	99.8	49,938	41.4	70,631	58.6	95.9	41.4	58.6
Evangelical Protestant Church ¹	17,962	15,808	88.0	7,237	45.8	8,571	54.2	88.0	42.0	58.0
Friends:										
Friends (Orthodox).....	92,379	85,136	92.2	38,740	45.5	46,396	54.5	98.5	46.2	53.8
Friends (Hicksite).....	17,170	16,642	96.9	7,504	45.1	9,138	54.9	97.6	46.0	54.0
German Evangelical Synod.....	339,853	283,833	83.5	131,928	46.5	151,905	53.5	85.3	44.7	55.3
Independent churches.....	54,393	48,542	89.2	21,245	43.7	27,297	56.3	88.1	41.4	58.6
Jewish congregations.....	357,135	283,847	79.5	172,414	60.7	111,433	39.3			
Latter Day Saints:										
Church of Jesus Christ.....	403,388	403,388	100.0	194,208	48.1	209,180	51.9	95.6	48.6	51.4
Reorganized Church of Jesus Christ.....	58,941	54,998	93.3	23,394	42.5	31,604	57.5	96.7	42.6	57.4
Lutheran bodies:										
General Synod.....	370,715	333,753	90.0	142,164	42.6	191,589	57.4	93.4	40.6	59.4
United Synod, South.....	56,656	56,534	99.8	25,944	45.9	30,590	54.1	87.3	44.5	55.5
General Council.....	540,642	460,688	85.2	208,274	45.2	252,414	54.8	87.3	44.7	55.3
Synodical Conference ¹	777,701	667,091	85.8	314,103	47.1	352,988	52.9	88.9	47.4	52.6
Norwegian Lutheran Church—										
Hauge's Synod.....	29,893	21,539	72.1	10,508	48.8	11,031	51.2	70.6	48.2	51.8
Synod for Norwegian Church.....	112,673	104,735	93.0	51,176	48.9	53,559	51.1	86.5	49.1	50.9
United Norwegian Church.....	176,084	163,704	93.0	80,710	49.3	82,994	50.7	75.5	49.2	50.8
Joint Synod of Ohio.....	164,968	140,398	85.1	65,170	46.4	75,228	53.6	87.5	45.6	54.4
Synod of Iowa.....	130,793	126,116	96.4	61,435	48.7	64,681	51.3	95.7	48.4	51.6
Danish Lutheran Church.....	14,544	13,231	91.0	6,402	48.4	6,829	51.6	65.6	49.0	51.0
Finnish, Suomi Synod.....	18,881	18,851	99.8	9,175	48.7	9,676	51.3	100.0	52.9	47.1
Lutheran Free Church (Norwegian).....	28,180	25,387	90.1	12,327	48.6	13,060	51.4	85.3	47.6	52.4
United Danish Lutheran Church.....	17,324	16,368	94.5	7,960	48.6	8,408	51.4	85.6	48.8	51.2
Mennonite bodies:										
Mennonite Church ¹	34,965	34,140	97.6	15,689	46.0	18,451	54.0	100.0	45.7	54.3
General Conference of Mennonites.....	15,407	14,647	95.1	7,013	47.9	7,634	52.1	100.0	47.5	52.5
Methodist bodies:										
Methodist Episcopal.....	3,717,785	3,028,207	81.5	1,187,253	39.2	1,840,954	60.8	93.3	37.4	62.6
Methodist Protestant.....	186,908	186,413	99.7	75,692	40.6	110,721	59.4	94.5	40.5	59.5
Wesleyan Methodist Connection.....	20,778	19,888	95.7	7,508	37.8	12,380	62.2	96.0	38.7	61.3
Methodist Episcopal, South.....	2,114,479	1,967,704	93.1	810,703	41.2	1,157,001	58.8	87.5	40.9	59.1
Congregational Methodist.....	12,503	12,503	100.0	5,331	42.6	7,172	57.4	88.3	43.6	56.4
Free Methodist.....	35,291	33,380	94.6	11,424	34.2	21,956	65.8	96.1	35.6	64.4
African Methodist Episcopal.....	518,355	516,519	99.7	201,625	36.9	314,894	63.1	97.4	36.9	63.1
African Methodist Episcopal Zion.....	257,169	256,927	99.9	94,653	36.8	162,274	63.2	97.8	37.2	62.8
Colored Methodist Episcopal.....	245,749	245,749	100.0	94,709	38.5	151,040	61.5	97.8	38.4	61.6

¹ For changes in denominations, see pp. 530 and 531.

CHURCH MEMBERS.

TABLE 10.—MEMBERS REPORTED BY SEX, BY PRINCIPAL DENOMINATIONS: 1916 AND 1906—Continued.

DENOMINATION.	MEMBERS: 1916.						MEMBERS: 1906.			
	Total number reported.	Reported by sex.						Per cent reporting sex.	Per cent male.	Per cent female.
		Both sexes.		Male.		Female.				
		Number.	Per cent of total.	Number.	Per cent.	Number.	Per cent.			
Moravian Church (Unitas Fratrum).....	28,373	25,877	98.1	11,183	43.2	14,694	56.8	87.1	41.3	58.7
Pentecostal Church of the Nazarene.....	32,259	22,055	68.4	8,065	36.6	13,990	63.4	79.0	37.4	62.6
Polish National Catholic Church.....	28,245	24,435	86.5	12,777	52.3	11,658	47.7	100.0	55.8	44.2
Presbyterian bodies:										
Presbyterian Church in the United States of America.....	1,611,251	1,439,208	89.3	565,371	39.3	873,837	60.7	91.2	36.5	63.5
Cumberland Presbyterian.....	72,052	64,547	89.6	27,195	42.1	37,352	57.9	84.8	42.0	58.0
Colored Cumberland Presbyterian.....	13,077	13,077	100.0	5,536	42.3	7,541	57.7	100.0	46.5	53.5
Welsh Calvinistic Methodist.....	14,566	12,510	85.9	5,468	43.7	7,042	56.3	96.3	44.4	55.6
United Presbyterian.....	160,726	155,348	96.7	64,670	41.6	90,678	58.4	97.6	39.9	60.1
Presbyterian Church in the United States.....	357,769	316,821	88.6	130,633	41.2	186,188	58.8	92.0	39.0	61.0
Associate Reformed Presbyterian ¹	15,124	14,325	94.7	6,387	44.6	7,938	55.4	95.2	44.8	55.2
Protestant Episcopal Church.....	1,092,821	791,271	72.4	305,275	38.6	485,996	61.4	79.9	35.5	64.5
Reformed bodies:										
Reformed Church in America.....	144,929	140,218	96.7	55,806	39.9	84,322	60.1	93.7	38.2	61.8
Reformed Church in the United States.....	344,374	311,778	90.5	138,014	44.3	173,764	55.7	94.6	44.0	56.0
Christian Reformed Church.....	38,668	35,235	91.1	17,064	48.4	18,171	51.6	90.9	47.9	52.1
Reformed Episcopal Church.....	11,050	10,744	97.2	4,194	39.0	6,550	61.0	92.8	36.7	63.3
Roman Catholic Church.....	15,721,815	12,569,395	79.9	6,149,035	48.9	6,420,360	51.1	87.0	49.3	50.7
Salvation Army.....	35,954	35,954	100.0	17,003	47.3	18,951	52.7	100.0	51.3	48.7
Scandinavian Evangelical bodies: ¹										
Swedish Mission Covenant.....	29,164	25,028	85.8	10,593	42.3	14,435	57.7	99.5	48.9	56.1
Spiritualists (National Association) ¹	23,197	20,614	88.9	8,249	40.0	12,365	60.0	98.9	43.6	56.4
Unitarians.....	82,615	55,863	67.7	22,503	40.3	33,360	59.7	78.9	39.2	60.8
United Brethren bodies:										
United Brethren in Christ.....	348,828	302,556	86.7	123,090	40.7	179,466	59.3	90.0	40.1	59.9
United Brethren in Christ (Old Constitution).....	19,106	18,523	96.9	7,468	40.3	11,055	59.7	97.4	39.3	60.7
United Evangelical Church.....	89,774	88,015	98.0	35,139	39.9	52,876	60.1	97.1	38.0	62.0
Universalists.....	58,566	55,531	94.8	19,520	35.2	36,011	64.8	80.5	35.4	64.6
Volunteers of America.....	10,204	10,204	100.0	9,194	90.1	1,010	9.9	100.0	52.0	48.0
All other denominations.....	299,370	284,354	95.0	127,423	44.8	156,931	55.2	95.0	36.9	63.1

¹ For changes in denominations, see pp. 530 and 531.

Of the 85 bodies shown in this table, 12 made complete reports, and for 26 others the reports covered over 95 per cent of their membership. In some cases it was possible to secure a basis for estimates of sex, but in others, as in several of the Baptist bodies, the Disciples of Christ, Unitarians, and others, the emphasis laid on the individuality of the local church organizations, made it practically impossible to make use of estimates, and only figures actually reported could be accepted. The United Baptists had the lowest report on sex distribution, only 52.1 per cent of the organizations reporting, while the Regular Baptists ranked next with 61.1 per cent.

Of the 41,926,854 members reported, sex distribution was reported for 35,644,162, or 85 per cent of the total, and of these, 15,653,958, or 43.9 per cent, were males and 19,990,204, or 56.1 per cent, were females. The denominations showing more than 50 per cent of males in the membership are given in the following list:

DENOMINATION.	Per cent males.	DENOMINATION.	Per cent males.
Volunteers of America.....	90.1	Russian Orthodox Church.....	62.5
Greek Orthodox Church.....	83.4	Jewish congregations.....	60.7
Serbian Orthodox Church.....	76.9	Syrian Orthodox Church.....	55.5
Armenian Church.....	68.3	Polish National Catholic Church of America.....	52.3

The high percentage of males shown by the Volunteers of America is due to the inclusion in the figures for 1916 of the members of the Prison League, made up largely of men. It will be noted that, with the

exception of the Jewish congregations, the remaining denominations are composed of those which are contributed to by immigration from countries in which the number of males coming to the United States exceeds the number of females. It should also be noted that in these cases the proportion of males is smaller in 1916 than in 1906. The high percentage of males in the Jewish congregations is doubtless due, as previously stated, to the custom of some organizations to make report only of heads of families or of the male members.

Of the denominations presented in the table, the lowest percentages of males in church membership are shown by the Seventh-day Adventists (32.9), the Free Methodists (34.2), the Universalists (35.2), the Free Baptists (35.5), and the Congregational Churches (35.7).

As compared with the figures for 1906, there has been an advance in the proportion of males in the total membership of all the churches from 43.5 to 43.9, and the same tendency to a proportional increase in male members is shown in a majority of the individual bodies. The very marked increase in the proportion of males reported by the Volunteers of America from 52 to 90.1 was due, as stated above, to the inclusion in the figures for 1916 of the members of the Prison League. Bodies in which there was a considerable increase in the percentage of male members were the Evangelical Protestant Church, the Protestant Episcopal Church, the Presbyterian Church in the United States of America, the Reformed Episcopal Church,

the Presbyterian Church in the United States, and the Lutheran General Synod.

In addition to the decreased proportion of males in those denominations having a high proportion in 1916, noted above, others showing large decreases are the Colored Free Will Baptists, from 43.9 to 39.3; the United Baptists, from 42.8 to 37.3; and the Colored Cumberland Presbyterian, from 46.5 to 42.3. Of these, the first two may have been due to incomplete returns.

Changes in the percentage of the sexes have taken place in several bodies closely related in denomina-

tional life which seem to indicate an approximation to a more uniform distribution by sex. For instance, in 1906 the percentage of males in the Methodist Episcopal Church, South, was 40.9 as against 37.4 in the Methodist Episcopal Church, a difference of 3.5, but in 1916 the corresponding percentages were 41.2 and 39.2, or a difference of only 2; the Presbyterian Church in the United States in 1906 showed 39 per cent of male members against 36.5 for the Presbyterian Church in the United States of America, a difference of 2.5 in the percentage, which in 1916 had dropped to 1.9.

CHURCH EDIFICES.

The term "church edifice" covers any building used for religious services and owned in whole or in part by the organization so using it. The building may be consecrated or unconsecrated—a church, a chapel, or a mission; but if it is a separate building, and owned in whole or in part by the organization using it for services, it is classed as a church edifice. In some cases two or more organizations use the same building; if the ownership is a joint one, each organization is credited with an edifice; if, however, the ownership is with one body and the building is rented or used by another body, it is classed in the first case

with church edifices, and, in the latter case, with halls, etc. Many organizations report more than one church edifice.

The number of church edifices is given for 1916, by denominations, in detail in Table 60 (p. 142) and for 1916, 1906, and 1890 in Table 67 (p. 526). The following table shows, for the three censuses, first, the number of church edifices reported for each denomination having 10,000 members or more in 1916; second, the proportion of all church edifices belonging to these denominations; and, third, the numerical and percentage increase during the specified periods.

TABLE 11.—CHURCH EDIFICES, BY PRINCIPAL DENOMINATIONS: 1916, 1906, AND 1890.

[The denominations presented in this table reported 10,000 members or more in 1916.]

DENOMINATION.	CHURCH EDIFICES REPORTED.											
	Number.			Per cent distribution.			Increase. ¹					
	1916	1906	1890	1916	1906	1890	1890-1916		1906-1916		1890-1906	
							Num-ber.	Per-cent.	Num-ber.	Per-cent.	Num-ber.	Per-cent.
All denominations.....	203,432	192,795	142,487	100.0	100.0	100.0	60,945	42.8	10,637	5.5	50,308	35.3
Adventist bodies:												
Advent Christian.....	418	428	294	0.2	0.2	0.2	124	42.2	-10	-2.3	134	45.6
Seventh-day Adventist.....	1,231	981	418	0.6	0.5	0.3	813	194.5	250	25.5	583	134.7
Armenian Church.....	10	3		(²)	(²)		10		7	(³)	3	
Baptist bodies:												
Baptists—												
Northern Baptist Convention.....	8,105	8,244	7,066	4.0	4.3	5.0	1,039	14.7	-139	-1.7	1,178	16.7
Southern Baptist Convention.....	19,770	18,878	13,502	9.7	9.8	9.5	6,268	46.4	892	4.7	5,376	39.8
National Baptist Convention.....	20,146	17,913	11,987	9.9	9.3	8.4	8,159	68.1	2,233	12.5	5,926	49.4
Free Baptists.....	159	1,111	1,225	0.1	0.6	0.9	-1,066	-87.0	-952	-85.7	-114	-9.3
Free Will Baptists.....	656	556	125	0.3	0.3	0.1	531	424.8	100	18.0	431	344.8
Colored Free Will Baptists ⁴	164	152		0.1	0.1		164		12	7.9	152	
General Baptists.....	390	380	209	0.2	0.2	0.1	181	86.6	10	2.6	171	81.8
Regular Baptists ⁴	192	(⁵)	(⁵)	0.1			192		192			
United Baptists.....	82	77	179	(²)	(²)	0.1	-97	-54.2	5	(³)	-102	-57.0
Primitive Baptists ⁴	1,697	2,003		0.8	1.0		-306	-29.3	-306	-15.3		
Colored Primitive Baptists ⁴	236	501	2,735	0.1	0.3	1.9	-802	-29.3	-265	-52.9	-231	-8.4
Brethren, German Baptist (Dunkers):												
Church of the Brethren (Conservative) ⁴	1,340	1,186	854	0.7	0.6	0.6	486	56.9	154	13.0	332	38.9
Brethren Church (Progressive).....	192	184	96	0.1	0.1	0.1	96	(²)	8	4.3	88	(³)
Brethren, Plymouth, I to VI.....	47	4		(²)	(²)		47		43	(³)	4	
Christian Church (Christian Convention) ⁴	1,171	1,253	1,098	0.6	0.6	0.8	73	6.6	-82	-6.5	155	14.1
Christian Union.....	193	188	184	0.1	0.1	0.1	9	4.9	5	2.7	4	2.2
Churches of Christ ⁴	4,342	1,974		2.1	1.0		4,342		2,368	120.0	1,974	
Churches of God, General Eldership.....	391	417	338	0.2	0.2	0.2	53	15.7	-26	-6.2	79	23.4
Congregational Churches.....	5,744	5,792	4,736	2.8	3.0	3.3	1,008	21.3	-48	-0.8	1,056	22.3
Disciples of Christ ⁴	6,815	7,066	5,324	3.4	3.7	3.7	1,491	28.0	-251	-3.6	1,742	32.7
Eastern Orthodox Churches:												
Greek Church (Hellenic).....	59	29	1	(²)	(²)	(²)	58	(³)	30	(³)	28	(³)
Russian Church.....	164	46	1	0.1	(²)	(²)	163	(²)	118	(³)	-45	(³)
Serbian Church.....	10	8		(²)	(²)		10		2	(³)	8	
Syrian Church.....	26	2		(²)	(²)		26		24	(³)	2	
Evangelical Association.....	1,582	1,617	1,899	0.8	0.8	1.3	-317	-16.7	-35	-2.2	-282	-14.8
Evangelical Protestant Church ⁴	42	71	52	(²)	(²)	(²)	-10	(²)	-29	(²)	19	(³)
Friends:												
Friends (Orthodox).....	733	832	725	0.4	0.4	0.5	8	1.1	-99	-11.9	107	14.8
Friends (Hicksite).....	168	214	213	0.1	0.1	0.1	-45	-21.1	-46	-21.5	1	0.5

¹ A minus sign (-) denotes decrease.
² Less than one-tenth of 1 per cent.

³ Per cent not shown where base is less than 100.
⁴ For changes in denominations, see pp. 530 and 531.

⁵ Not reported.

TABLE 11.—CHURCH EDIFICES, BY PRINCIPAL DENOMINATIONS: 1916, 1906, AND 1890—Continued.

DENOMINATION.	CHURCH EDIFICES REPORTED.											
	Number.			Per cent distribution.			Increase. ¹					
	1916	1906	1890	1916	1906	1890	1890-1916		1906-1916		1890-1906	
							Num-ber.	Per-cent.	Num-ber.	Per-cent.	Num-ber.	Per-cent.
German Evangelical Synod.....	1,267	1,258	785	0.6	0.7	0.6	482	61.4	9	0.7	473	60.3
Independent churches.....	462	812	112	0.2	0.4	0.1	350	312.5	-350	-43.1	700	625.0
Jewish congregations.....	874	821	301	0.4	0.4	0.2	673	190.4	53	6.5	520	172.8
Latter Day Saints:												
Church of Jesus Christ.....	905	624	266	0.4	0.3	0.2	639	240.2	281	45.0	358	134.6
Reorganized Church of Jesus Christ.....	382	309	122	0.2	0.2	0.1	260	213.1	73	23.6	187	153.3
Lutheran bodies:												
General Synod.....	1,813	1,720	1,322	0.9	0.9	0.9	491	37.1	98	5.4	398	30.1
United Synod, South.....	488	442	379	0.2	0.2	0.3	109	28.8	46	10.4	63	16.6
General Council.....	2,330	2,106	1,248	1.1	1.1	0.9	1,082	86.7	224	10.6	858	68.8
Synodical Conference ²	3,301	2,899	1,531	1.6	1.6	1.1	1,770	115.6	402	13.9	1,368	89.4
Norwegian Lutheran Church--												
Hauge's Synod.....	255	226	100	0.1	0.1	0.1	155	155.0	29	12.8	126	126.0
Synod for Norwegian Church.....	800	649	275	0.4	0.3	0.2	625	190.9	151	23.3	374	136.0
United Norwegian Church.....	1,210	1,018	669	0.6	0.5	0.5	641	80.9	192	18.9	349	62.2
Joint Synod of Ohio.....	807	712	443	0.4	0.4	0.3	364	82.2	95	13.3	289	60.7
Synod of Iowa.....	379	705	306	0.4	0.4	0.2	673	187.3	174	24.7	399	130.4
Danish Lutheran Church.....	93	60	76	(³)	(³)	0.1	13	(⁴)	23	(⁴)	-5	(⁴)
Finnish, Suomi Synod.....	92	70	8	(³)	(³)	(³)	84	(⁴)	42	(⁴)	42	(⁴)
Lutheran Free Church (Norwegian).....	311	219	0.2	0.1	311	92	42.0	219
United Danish Lutheran Church.....	173	140	33	0.1	0.1	(³)	140	(⁴)	33	23.6	107	(⁴)
Mennonite bodies:												
Mennonite Church ²	285	259	259	0.1	0.1	0.2	28	10.0	28	10.0
General Conference of Mennonites.....	107	89	44	0.1	(³)	(³)	63	(⁴)	18	(⁴)	45	(⁴)
Methodist bodies:												
Methodist Episcopal.....	28,406	28,345	22,844	14.0	14.7	16.0	5,562	24.3	61	0.2	5,501	24.1
Methodist Protestant.....	2,268	2,457	1,924	1.1	1.3	1.4	342	17.8	-191	-7.8	533	27.7
Wesleyan Methodist Connection.....	529	489	1,342	0.3	0.3	0.2	137	54.7	40	8.2	147	43.0
Methodist Episcopal, South.....	17,251	15,933	12,688	8.5	8.3	8.9	4,563	36.0	1,313	8.3	3,245	25.6
Congregational Methodist.....	195	262	150	0.1	0.1	0.1	45	30.0	-67	-25.6	112	74.7
Free Methodist.....	1,217	1,140	620	0.6	0.6	0.4	597	98.3	77	8.8	520	83.9
African Methodist Episcopal.....	6,302	6,538	4,124	3.1	3.4	2.9	2,173	52.8	-236	-3.6	2,414	68.5
African Methodist Episcopal Zion.....	2,495	2,131	1,587	1.2	1.1	1.1	908	67.2	364	17.1	544	34.3
Colored Methodist Episcopal.....	2,490	2,327	1,553	1.2	1.2	1.2	837	50.6	163	7.0	674	40.8
Moravian Church (Unitas Fratrum).....	117	129	112	0.1	0.1	0.1	5	4.6	-12	-9.3	17	15.2
Pentecostal Church of the Nazarene.....	596	67	0.3	(³)	696	527	(⁴)	69
Polish National Catholic Church.....	37	29	(³)	(³)	37	10	(⁴)	27
Presbyterian bodies:												
Presbyterian Church in the United States of America.....	9,063	8,185	6,660	4.5	4.2	4.7	2,408	36.2	883	10.8	1,625	22.9
Cumberland Presbyterian.....	1,163	2,474	2,024	0.6	1.3	1.4	-361	-42.5	-1,311	-63.0	450	22.2
Colored Cumberland Presbyterian.....	132	195	183	0.1	0.1	0.1	-51	-27.9	-63	-32.3	12	6.6
Welsh Calvinistic Methodist.....	131	158	189	0.1	0.1	0.1	-58	-30.7	-25	-16.0	-33	-17.5
United Presbyterian.....	986	984	832	0.5	0.6	0.6	154	18.5	2	0.2	152	18.3
Presbyterian Church in the United States.....	3,321	3,012	2,288	1.6	1.6	1.6	1,033	45.1	309	10.3	724	31.6
Associate Reformed Presbyterian ²	130	142	116	0.1	0.1	0.1	14	12.1	-12	-8.5	26	22.4
Protestant Episcopal Church.....	6,726	6,922	5,018	3.3	3.6	3.6	1,708	34.0	-196	-2.8	1,904	37.9
Reformed bodies:												
Reformed Church in America.....	757	773	670	0.4	0.4	0.5	87	13.0	-16	-2.1	103	15.4
Reformed Church in the United States.....	1,719	1,740	1,304	0.8	0.9	0.9	415	31.8	-21	-1.2	436	33.4
Christian Reformed Church.....	233	181	106	0.1	0.1	0.1	127	119.8	52	28.7	75	70.8
Reformed Episcopal Church.....	74	87	84	(³)	(³)	0.1	-10	(⁴)	-13	(⁴)	3	(⁴)
Roman Catholic Church.....	15,120	11,881	8,784	7.4	6.2	6.2	6,336	72.1	3,239	27.3	3,097	35.3
Salvation Army.....	167	159	27	0.1	0.1	(³)	140	(⁴)	8	5.0	132	(⁴)
Scandinavian Evangelical bodies: ³												
Swedish Mission Covenant.....	310	268	0.2	0.1	310	42	15.7	268
Spiritualists (National Association) ²	76	100	30	(³)	0.1	(³)	45	(⁴)	-25	-25.0	70	(⁴)
Unitarians.....	399	463	424	0.2	0.2	0.3	-25	-5.9	-64	-13.8	39	9.2
United Brethren bodies:												
United Brethren in Christ.....	3,244	3,410	2,837	1.6	1.8	2.0	407	14.3	-166	-4.9	573	20.2
United Brethren in Christ (Old Constitution).....	380	490	678	0.2	0.3	0.4	-198	-34.3	-110	-22.4	-88	-15.2
United Evangelical Church.....	906	920	0.4	0.5	905	-16	-1.6	920
Universalists.....	620	776	832	0.3	0.4	0.6	-212	-25.5	-156	-20.1	-56	-6.7
Volunteers of America.....	16	10	(³)	(³)	16	6	(⁴)	10
All other denominations.....	2,746	2,382	1,918	1.3	1.2	1.3	828	43.2	364	15.3	464	24.2

¹ A minus sign (-) denotes decrease.

² For changes in denominations, see pp. 530 and 531.

³ Less than one-tenth of 1 per cent.

⁴ Per cent not shown where base is less than 100.

In number of church edifices reported in 1916 the Methodist Episcopal Church led, with 28,406, and was followed by the National Baptist Convention (Negro), with 20,146; the Southern Baptist Convention, with 19,770; the Methodist Episcopal Church, South, with 17,251; and the Roman Catholic Church, with 15,120. These 5 denominations together reported almost one-half (49.5 per cent) of all church edifices. No other denomination reported as many as 10,000, while 13 of the denominations presented in the table each reported less than 100 edifices.

The number of church edifices, however, should be considered in relation to the number of church organi-

zations. If the number of edifices as presented in Table 11 is compared with the number of organizations as presented in Table 4 (p. 25), it will be seen that in 1916 there were reported by all denominations a total of 203,432 church edifices and a total of 227,487 organizations. The number of edifices was thus considerably less than the number of organizations. For all denominations in 1916 there were reported 89.4 edifices to each 100 organizations, showing that in 1916 practically 1 organization in every 10 had no edifice of its own, but held its meetings in a rented edifice, a hall, a schoolhouse, or elsewhere. As a rule, the number of edifices reported by the different

denominations in 1916 was less than the number of organizations reported, although the difference in number usually was not great. Some small denominations, however, reported the same number of edifices as of organizations, and a few denominations reported a larger number of edifices than of organizations. The church organizations that owned no church edifices constituted 10.6 per cent of all the church organizations in 1916, as compared with 9.2 per cent in 1906 and 13.7 per cent in 1890.

The per cent distribution of church edifices shows that the Methodist Episcopal Church owned 14 per cent of all church edifices reported in 1916. Next in order come the National Baptist Convention (Negro), with 9.9 per cent of the total; the Southern Baptist Convention, with 9.7 per cent; the Methodist Episcopal Church, South, with 8.5 per cent; and the Roman Catholic Church, with 7.4 per cent. These five denominations, as stated in a preceding paragraph, reported 49.5 per cent of all church edifices in 1916; no other denomination reported as large a proportion as 5 per cent. The per cent distribution of edifices in 1906 and in 1890 did not differ greatly from that in 1916.

The table shows that during the 26-year period 1890-1916 there was a very large increase in the number of church edifices—60,945, or 42.8 per cent. This increase, however, was not evenly distributed over the period, the rate of increase being much more rapid during the earlier than during the later years of the period. Thus, from 1890 to 1906 there was an increase of 50,308, or 35.3 per cent, in the number of church edifices, while, during the shorter period from 1906 to 1916, the increase was only 10,637, or 5.5 per cent. A comparison with the statistics of church organizations presented in Table 4 (p. 25) shows that the numerical and percentage increases in church edifices have corresponded roughly with the similar increases in church organizations. As already stated in regard to organizations, the rapid increase in number of church edifices from 1890 to 1906 doubtless was due mainly to this being a period of church organization and expansion, while the comparatively slow increase from 1906 to 1916 was due to this being a period of church consolidation and elimination.

Especially large increases in the number of church edifices from 1890 to 1916 are shown by the following denominations: National Baptist Convention, with 8,159; Roman Catholic Church, 6,336; Southern Baptist Convention, 6,268; Methodist Episcopal Church, 5,562; Methodist Episcopal Church, South, 4,563; and Churches of Christ, 4,342. The denominations showing the largest increases during the period 1906 to 1916 are: Roman Catholic Church, 3,239; Churches of Christ, 2,368; National Baptist Convention, 2,233; and the Methodist Episcopal Church, South, 1,318. Both during the entire period 1890 to 1916 and during the shorter and more recent period 1906 to 1916, a number of denominations show a loss in the number of church edifices. Those showing a loss include the Free Baptists and the Cumberland Presbyterian Church, due to consolidation with the Northern Baptist Convention and the Presbyterian Church in the United States of America, respectively; the Evangelical Association, where the loss in the period 1890 to 1906 was due to the separation of the United Evangelical Church, and in the period 1906 to 1916 to consolidation; and the Primitive Baptists (white and Negro), where the loss was due largely to failure of the organizations to report and also to migration.

In the percentage of increase in the number of church edifices the rank of the denominations is quite different. During the entire period 1890 to 1916, each of 11 denominations shows an increase of over 100 per cent in the number of church edifices. Those showing an especially high rate of increase are: Free Will Baptists, 424.8 per cent; Church of Jesus Christ of Latter Day Saints, 240.2 per cent; and Reorganized Church of Jesus Christ of Latter Day Saints, 213.1 per cent. The denominations showing the most marked rates of increase in number of church edifices during the decade 1906-1916 are: Churches of Christ, 120 per cent; Church of Jesus Christ of Latter Day Saints, 45 per cent; and the Norwegian Lutheran Free Church, 42 per cent. A decrease in number of church edifices is shown by 13 organizations during the entire period 1890 to 1916, and of these, 8 showed a decrease of over 25 per cent. During the decade 1906-1916, 32 showed a decrease, in 6 of which the decrease was over 25 per cent.

VALUE OF CHURCH PROPERTY.

The term "church property" is used in this report in a very restricted sense. It does not include all the property owned by the churches, but only the edifices or buildings owned and used for worship by the organizations reporting, together with their sites, and their furniture, organs, bells, etc. The "value of church property," therefore, does not include the value of rented buildings or halls, or of parsonages, parochial school buildings, theological seminaries, monasteries, convents, or the like. In some cases the church edi-

fice was combined with a parish house, a parsonage, or a school, while the site sometimes included a cemetery. When these were so identified with the church edifice that practically no distinction could be made between them, their value is necessarily included in the value of church property reported. In the case of monasteries or convents, the value of chapels is not reported except where they were separate and distinct buildings. When an organization worshiped in a rented building, but at the same time owned a lot on which

VALUE OF CHURCH PROPERTY.

it expected to build, the value of the lot is reported. Wherever two or more organizations shared the ownership of an edifice, each is credited with its proper proportion of the value, one-half, one-third, etc., as the case may be.

The value of church property and the number of organizations reporting are shown for 1916, by denominations in detail, in Table 60 (p. 142) while the value of church property is given for 1916, 1906, and

1890, by denominations in detail, in Table 67 (p. 526). The following table shows for all denominations and for each denomination having 10,000 or more members in 1916, first, the value of church property reported in 1916, 1906, and 1890; second, the proportion of the value of all church property owned by each of the specified denominations in each year; and, third, the numerical and the percentage increase from 1890 to 1916, from 1906 to 1916, and from 1890 to 1906, respectively.

TABLE 12.—VALUE OF CHURCH PROPERTY, BY PRINCIPAL DENOMINATIONS: 1916, 1906, AND 1890.

[The denominations presented in this table reported 10,000 members or more in 1916.]

DENOMINATION.	VALUE OF CHURCH PROPERTY REPORTED.											
	Amount.			Per cent distribution.			Increase. ¹					
	1916	1906	1890	1916	1906	1890	1890-1916		1906-1916		1890-1906	
							Amount.	Per cent.	Amount.	Per cent.	Amount.	Per cent.
All denominations.....	\$1,676,600,582	\$1,257,575,867	\$679,426,489	100.0	100.0	100.0	\$997,174,093	146.8	\$419,024,715	33.3	\$578,149,378	85.1
Adventist bodies:												
Advent Christian.....	1,188,070	854,323	465,605	0.1	0.1	0.1	722,465	155.2	333,747	39.1	388,718	83.5
Seventh-day Adventist.....	2,568,495	1,454,087	645,075	0.2	0.1	0.1	1,923,420	298.2	1,114,408	76.6	809,012	125.4
Armenian Church.....	142,500	38,000	(*)	(*)	142,500	104,500	275.0	38,000
Baptist bodies:												
Baptists—												
Northern Baptist Convention.....	94,644,133	74,620,025	49,524,504	5.6	5.9	7.3	45,119,629	91.1	20,024,108	26.8	25,095,521	50.7
Southern Baptist Convention.....	68,348,373	34,723,882	18,196,637	3.5	2.8	2.7	20,151,736	220.7	23,624,491	68.0	18,527,245	90.8
National Baptist Convention.....	41,184,920	24,437,272	9,038,549	2.5	1.9	1.3	32,146,371	355.7	16,747,648	68.5	15,398,723	170.4
Free Baptists.....	670,720	2,974,130	3,115,642	(*)	(*)	0.5	-2,444,922	-78.5	2,303,410	-77.4	-141,512	-4.5
Free Will Baptists.....	617,240	296,585	57,006	(*)	(*)	(*)	460,235	807.4	220,655	74.4	239,580	420.3
Colored Free Will Baptists ²	178,385	79,278	(*)	(*)	178,385	99,107	125.0	79,278
General Baptists.....	421,837	252,019	201,140	(*)	(*)	(*)	220,697	109.7	169,818	67.4	50,879	25.3
Regular Baptists ³	141,480	(*)	(*)	(*)	(*)	(*)	141,480	141,480
United Baptists.....	62,147	36,715	80,150	(*)	(*)	(*)	-28,003	-34.9	15,432	42.0	-43,435	-54.2
Primitive Baptists ⁴	1,601,807	1,674,810	1,591,551	0.1	0.1	0.2	164,946	10.4	-73,003	-4.4	379,798	23.9
Colored Primitive Baptists ⁴	154,690	296,539	(*)	(*)	-141,849	-47.8
Brethren, German Baptist (Dunkers):												
Church of the Brethren (Conservative) ⁵	3,990,898	2,198,957	1,121,541	0.2	0.2	0.2	2,869,357	255.8	1,791,941	81.5	1,077,416	96.1
Brethren Church (Progressive).....	896,725	472,975	145,770	0.1	(*)	(*)	750,955	515.2	423,750	89.6	327,205	224.5
Brethren, Plymouth, I to VI.....	161,601	18,200	1,465	(*)	(*)	(*)	160,136	(*)	143,401	787.9	16,735	(*)
Christian Church (Christian Convention) ⁶	3,569,471	2,740,322	1,775,202	0.2	0.2	0.3	1,794,269	101.1	829,149	30.3	965,120	54.4
Christian Union.....	341,510	299,250	234,450	(*)	(*)	(*)	107,060	45.7	42,260	14.1	64,800	27.6
Churches of Christ ⁷	5,644,096	2,556,372	0.3	0.2	5,644,096	3,088,724	120.9	2,556,372
Churches of God, General Eldership.....	1,418,787	1,050,706	643,185	0.1	0.1	0.1	775,602	120.6	368,081	35.0	407,521	63.4
Congregational Churches.....	80,842,813	63,240,305	43,335,437	4.8	5.0	6.4	37,507,376	86.6	17,602,508	27.8	19,904,868	45.9
Disciples of Christ ⁸	40,327,201	27,439,944	12,206,038	2.4	2.2	1.8	28,121,163	230.4	12,887,257	47.0	15,233,906	124.8
Eastern Orthodox Churches:												
Greek Church (Hellenic).....	1,115,464	385,800	50,000	0.1	(*)	(*)	1,110,464	(*)	729,664	189.1	380,800	(*)
Russian Church.....	2,137,713	484,371	40,000	0.1	(*)	(*)	2,097,713	(*)	1,653,342	341.3	444,371	(*)
Serbian Church.....	106,700	62,480	(*)	(*)	106,700	44,240	70.8	62,480
Syrian Church.....	180,607	32,460	(*)	(*)	180,607	148,347	461.3	32,160
Evangelical Association.....	8,317,978	6,819,620	4,785,680	0.5	0.5	0.7	3,532,298	73.8	2,498,358	42.9	1,033,940	21.6
Evangelical Protestant Church ⁹	1,193,950	2,556,650	1,187,450	0.1	0.2	0.2	6,500	0.5	-1,362,600	-53.3	1,369,100	115.3
Friends:												
Friends (Orthodox).....	4,282,893	2,719,551	2,795,784	0.3	0.2	0.4	1,467,109	52.5	1,543,342	56.7	-76,233	-2.7
Friends (Hicksite).....	1,356,200	1,037,650	1,661,850	0.1	0.1	0.2	-305,650	-18.4	318,550	30.7	-624,200	-37.6
German Evangelical Synod.....	13,118,273	9,376,402	4,614,490	0.8	0.7	0.7	8,503,783	184.3	3,741,871	39.9	4,761,912	103.2
Independent churches.....	4,429,598	3,934,267	1,486,000	0.3	0.3	0.2	2,943,598	198.1	495,331	12.6	2,448,267	164.8
Jewish congregations.....	31,012,576	29,198,925	9,754,275	1.8	1.8	1.4	21,258,301	217.9	7,813,651	33.7	13,444,650	137.8
Latter Day Saints:												
Church of Jesus Christ.....	6,283,226	2,645,363	825,506	0.4	0.2	0.1	5,457,720	661.1	3,637,863	137.5	1,819,857	220.5
Reorganized Church of Jesus Christ.....	871,671	523,185	226,285	0.1	(*)	(*)	645,286	285.2	348,386	66.6	296,900	131.2
Lutheran bodies:												
General Synod.....	24,271,797	16,875,429	8,919,170	1.4	1.3	1.3	15,352,627	172.1	7,396,368	43.8	7,956,259	89.2
United Synod, South.....	2,572,245	1,509,780	1,114,065	0.2	0.1	0.2	1,458,180	130.9	1,062,485	70.4	395,695	35.5
General Council.....	32,108,091	22,394,618	10,379,455	1.9	1.8	1.5	21,728,636	209.3	9,713,473	43.4	12,015,163	115.8
Synodical Conference ¹⁰	25,973,538	19,133,707	7,804,313	1.5	1.6	1.1	18,169,225	232.8	6,837,831	35.7	11,331,394	145.2
Norwegian Lutheran Church—												
Hauge's Synod.....	1,128,488	682,135	214,395	0.1	0.1	(*)	914,093	426.4	446,353	65.4	467,740	218.2
Synod for Norwegian Church.....	4,383,151	2,469,713	806,325	0.3	0.2	0.1	3,576,326	443.3	1,913,438	77.5	1,662,888	206.1
United Norwegian Church.....	5,990,280	3,668,588	1,544,455	0.4	0.3	0.2	4,445,825	287.9	2,321,692	63.3	2,124,133	137.5
Joint Synod of Ohio.....	6,718,462	3,906,285	1,639,087	0.3	0.3	0.2	4,079,375	248.9	2,112,177	58.6	1,967,198	120.0
Synod of Iowa.....	4,057,635	2,327,093	739,831	0.2	0.2	0.1	3,317,804	448.5	1,730,542	74.4	1,587,262	214.5
Danish Lutheran Church.....	394,809	248,700	129,700	(*)	(*)	(*)	265,109	204.4	146,109	58.7	119,000	91.8
Finnish, Suomi Synod.....	368,771	151,345	12,898	(*)	(*)	(*)	355,873	(*)	217,426	143.7	138,447	(*)
Lutheran Free Church (Norwegian).....	1,116,760	660,310	0.1	0.1	1,116,760	456,450	69.1	660,310
United Danish Lutheran Church.....	696,780	418,450	44,775	(*)	(*)	(*)	652,005	(*)	278,330	66.5	373,675	834.6
Mennonite bodies:												
Mennonite Church ¹¹	1,014,246	622,387	393,495	0.1	(*)	0.1	620,751	157.8	391,895	63.0	228,892	58.2
General Conference of Mennonites.....	544,560	303,400	120,550	(*)	(*)	(*)	424,010	351.7	241,160	79.5	182,850	151.7
Methodist bodies:												
Methodist Episcopal.....	215,104,014	163,357,905	96,723,408	12.8	13.0	14.2	118,380,606	122.4	51,746,209	31.7	66,634,397	68.9
Methodist Protestant.....	7,944,467	6,053,048	3,683,337	0.5	0.5	0.5	4,261,130	115.7	1,891,419	31.2	2,369,711	64.3
Wesleyan Methodist.....	787,731	637,117	393,250	(*)	0.1	0.1	394,481	100.3	150,614	23.6	243,867	62.0
Methodist Episcopal, South.....	62,428,433	37,278,424	18,775,362	3.7	3.0	2.8	43,653,071	232.5	25,150,009	67.5	18,503,062	98.5
Congregational Methodist.....	166,932	194,275	41,680	(*)	(*)	(*)	125,252	300.5	-27,343	-14.1	152,596	366.1
Free Methodist.....	2,236,325	1,688,745	805,085	0.1	0.1	0.1	1,431,240	177.8	547,580	32.4	883,660	109.8
African Methodist Episcopal.....	14,631,792	11,303,489	6,468,280	0.9	0.9	1.0	8,163,512	126.2	3,328,303	29.4	4,835,209	74.8
African Methodist Episcopal Zion.....	7,591,393	4,833,207	2,714,128	0.5	0.4	0.4	4,877,265	179.7	2,758,186	57.1	2,119,079	78.1
Colored Methodist Episcopal.....	5,619,862	3,017,849	1,713,366	0.3	0.2	0.3	3,906,496	228.0	2,602,013	86.2	1,304,483	76.1

¹ A minus sign (-) denotes decrease.
² Less than one-tenth of 1 per cent.

³ For changes in denominations, see pp. 530 and 631.
⁴ Not reported.

⁵ Per cent not shown where it exceeds 1,000.

RELIGIOUS BODIES.

TABLE 12.—VALUE OF CHURCH PROPERTY, BY PRINCIPAL DENOMINATIONS: 1916, 1906, AND 1890—Continued.

DENOMINATION.	VALUE OF CHURCH PROPERTY REPORTED.											
	Amount.			Per cent distribution.			Increase. ¹					
	1916	1906	1890	1916	1906	1890	1890-1916		1906-1916		1890-1906	
							Amount.	Per cent.	Amount.	Per cent.	Amount.	Per cent.
Moravian Church (Unitas Fratrum).....	\$1,368,220	\$922,900	\$676,250	0.1	0.1	0.1	\$691,970	102.3	\$445,320	48.3	\$246,650	36.5
Pentecostal Church of the Nazarene.....	1,719,822	393,990	0.1	(²)	1,719,822	1,325,832	336.5	393,990
Polish National Catholic Church.....	929,636	494,700	0.1	(²)	929,636	434,936	87.9	494,700
Presbyterian bodies:												
Presbyterian Church in the U. S. A.....	150,239,123	114,882,781	74,447,450	9.0	9.1	11.0	75,791,673	101.8	35,356,342	30.8	40,435,331	54.3
Cumberland Presbyterian.....	1,935,072	6,803,960	3,515,510	0.1	0.5	0.5	-1,580,438	-45.0	-3,868,888	-66.7	2,288,450	65.1
Colored Cumberland Presbyterian.....	230,426	203,778	195,826	(²)	(²)	(²)	34,600	17.7	26,648	13.1	7,952	4.1
Welsh Calvinistic Methodist.....	1,012,000	761,350	625,875	0.1	0.1	0.1	386,125	61.7	250,650	32.9	135,475	21.6
United Presbyterian.....	13,543,213	10,760,208	5,408,084	0.8	0.9	0.8	8,135,129	150.4	2,783,005	25.9	5,352,124	99.0
Presbyterian Church in the United States.....	23,924,915	15,488,489	8,812,152	1.4	1.2	1.3	15,112,763	171.5	8,436,426	54.5	6,676,337	75.8
Associate Reformed Presbyterian ³	667,650	436,550	211,850	(²)	(²)	(²)	455,800	215.2	231,100	52.9	224,700	106.1
Protestant Episcopal Church.....	164,990,150	125,040,498	81,219,117	9.8	9.9	12.0	83,771,033	103.1	39,949,652	31.9	43,821,381	54.0
Reformed bodies:												
Reformed Church in America.....	18,928,383	15,553,250	10,340,159	1.1	1.2	1.5	8,688,224	83.1	3,375,133	21.7	5,213,091	50.4
Reformed Church in the United States.....	20,116,336	14,067,897	7,975,583	1.2	1.1	1.2	12,140,753	152.2	6,048,439	43.0	6,092,314	76.4
Christian Reformed Church.....	1,658,308	903,690	428,500	0.1	0.1	0.1	1,229,808	287.0	754,708	83.5	475,100	110.9
Reformed Episcopal Church.....	1,702,187	1,469,787	1,615,101	0.1	0.1	0.2	87,086	5.4	232,400	15.8	-145,314	-9.0
Roman Catholic Church.....	374,206,895	292,638,787	118,123,346	22.3	23.3	17.4	256,083,549	216.8	81,568,108	27.9	174,615,441	147.7
Salvation Army.....	2,230,158	3,175,154	38,150	0.1	0.3	(²)	2,192,008	(⁴)	-944,996	-29.8	3,137,004	(⁴)
Scandinavian Evangelical bodies:⁴												
Swedish Mission Covenant.....	2,295,172	1,225,220	0.1	0.1	2,295,172	1,069,952	87.3	1,225,220
Spiritualists (National Association) ³	440,955	958,048	573,650	(²)	0.1	0.1	-132,695	-23.1	-517,093	-54.0	384,398	67.0
Unitarians.....	15,247,349	14,263,277	10,335,100	0.9	1.1	1.5	4,912,249	47.5	984,072	6.9	3,928,177	38.0
United Brethren bodies:												
United Brethren in Christ.....	13,787,579	8,401,539	4,292,643	0.8	0.7	0.6	9,494,936	221.2	5,386,040	64.1	4,108,896	95.7
United Brethren in Christ (Old Constitution).....	707,396	672,252	644,940	(²)	0.1	0.1	62,456	9.7	35,144	5.2	27,312	4.2
United Evangelical Church.....	4,657,893	3,180,359	0.3	0.3	4,657,893	1,477,534	46.5	3,180,359
Universalists.....	7,876,163	10,575,656	8,054,333	0.5	0.8	1.2	-178,230	-2.2	-2,699,653	-25.6	2,521,323	31.3
Volunteers of America.....	226,950	83,521	(²)	(²)	226,950	143,429	171.7	83,621
All other denominations.....	11,713,581	17,250,437	6,950,694	0.7	1.4	1.0	4,762,887	68.5	-5,536,856	-32.1	10,299,743	148.2

¹ A minus sign (—) denotes decrease.
² Less than one-tenth of 1 per cent.

³ For changes in denominations, see pp. 530 and 531.
⁴ Per cent not shown where it exceeds 1,000.

Table 2 (p. 22) shows that in 1916 reports as to the value of church property owned were made by 197,807 organizations, or 87 per cent of the total number. The proportion of the organizations reporting value of church property, however, varies greatly for the different denominations. For example, Table 2 shows that value of church property was reported by only 814 of the 1,901 Jewish congregations, by only 189 of the 401 Regular Baptist organizations, by only 82 of the 254 United Baptist organizations, and by only 1,254 of the 2,011 organizations of the Seventh-day Adventist Denomination. Even in the case of the Roman Catholic Church, the proportion of organizations reporting value of church property—82.9 per cent—was considerably less than the proportion for all denominations—87 per cent. While the organizations which made no report of property owned consist largely of those which were worshiping in rented halls, in schoolhouses, or in private houses, and consequently owned no property which could be reported, yet it is undoubtedly true that some organizations which owned property failed to make any report concerning it.

The total value of church property reported in 1916, for all denominations, was \$1,676,600,582. Each of 59 different denominations reported church property valued at over \$1,000,000. The highest value was reported by the Roman Catholic Church—\$374,206,895. Next in order came the Methodist Episcopal Church, with \$215,104,014; the Protestant

Episcopal Church, with \$164,990,150; the Presbyterian Church in the United States of America, with \$150,239,123; the Northern Baptist Convention, with \$94,644,133; and the Congregational Churches, with \$80,842,813. The following statement shows each denomination which reported church property valued at over \$10,000,000, arranged in order of the highest value of church property, together with the average value per organization reporting.

DENOMINATION.	VALUE OF CHURCH PROPERTY: 1916.				
	Number of organizations reporting.	Amount reported.	Rank.	Average per organization reporting.	Rank.
Roman Catholic Church.....	14,489	\$374,206,895	1	\$25,827	4
Methodist Episcopal Church.....	28,134	215,104,014	2	7,646	16
Protestant Episcopal Church.....	6,454	164,990,150	3	25,564	5
Presbyterian Church in the United States of America.....	8,677	150,239,123	4	17,315	6
Baptists—Northern Convention.....	7,748	94,644,133	5	12,215	11
Congregational Churches.....	6,526	80,842,813	6	14,630	7
Methodist Episcopal Church, South.....	17,133	62,428,433	7	3,644	19
Baptists—Southern Convention.....	19,268	58,348,373	8	3,028	20
Baptists—National Convention.....	20,117	41,184,920	9	2,047	22
Disciples of Christ.....	5,597	40,327,201	10	7,205	17
Lutheran—General Council.....	2,274	32,108,091	11	14,120	9
Jewish congregations.....	814	31,012,576	12	38,099	2
Lutheran—Synodical Conference.....	3,151	25,973,538	13	8,243	14
Lutheran—General Synod.....	1,811	24,271,797	14	13,402	10
Presbyterian Church in the United States.....	3,041	23,924,915	15	7,867	15
Reformed Church in the United States.....	1,663	20,116,336	16	12,096	12
Reformed Church in America.....	690	18,928,383	17	27,432	3
Unitarians.....	393	15,247,349	18	38,797	1
African Methodist Episcopal Church.....	6,232	14,631,792	19	2,348	21
United Brethren in Christ.....	3,220	13,787,579	20	4,282	18
United Presbyterian Church.....	952	13,543,213	21	14,226	8
German Evangelical Synod.....	1,249	13,118,273	22	10,503	13

In using these figures it must be understood that the amounts given for 1916, as well as those given for 1906 and 1890, represent the value of church property so far as reported and therefore do not stand probably for the entire value of church property owned and used for purposes of worship.

While the average value of church property per organization reporting in 1916 was \$8,476 for all denominations, the above statement shows that this average varied greatly for the different denominations. The statement indicates that in general those denominations which are largely concentrated in the cities, or which usually have large congregations to provide for, reported the highest average value of church property owned, while many denominations which have a large number of organizations and of communicants or members, but are principally located in rural districts, show a comparatively small average value. Thus, the Unitarians, the Jewish congregations, the Reformed Church in America, the Roman Catholic Church, and the Protestant Episcopal Church, which are largely concentrated in or near cities, stand at the head in respect to average value per organization reporting, while the Methodist and Baptist bodies included in the statement, which together reported more than one-half of the total number of church edifices returned in 1916, but which have a large proportion of their organizations in rural districts, rank low in average value per organization reporting. It will be noted also that those denominations which are numerically strongest in the largely urban states of the North and East show higher averages than do those whose strength is chiefly in the rural states of the South. Thus the average value per organization reported by the Northern Baptist Convention was four times as large as that reported by the Southern Convention; that by the Methodist Episcopal Church was twice that by the Methodist Episcopal Church, South; and that by the Presbyterian Church in the United States of America (chiefly in the North) was more than twice that by the Presbyterian Church in the United States. Similarly, high average values were reported by the Jewish congregations, several of the Lutheran synods, the Reformed bodies, and the United Presbyterian Church, all in the Northern states.

The rank of the denominations in total value of church property reported is quite different from their rank in average value per organization reporting. Thus, while the Roman Catholic Church ranks first in total value reported—\$374,206,895—it ranks fourth in average value per organization reporting; and, the Unitarian denomination, though standing first in average per organization reporting—\$38,797—is eighteenth in total value reported. The Methodist Episcopal Church is second in total value reported,

but sixteenth in average value per organization reporting; while the Jewish congregations are second in average value reported, but twelfth in total value. The German Evangelical Synod ranks lowest in total value reported—\$13,118,273—but is thirteenth in average value per organization; while the National Baptist Convention (Negro) ranks lowest in average value per organization reporting—\$2,047—but is ninth in total value reported.

Considering the per cent distribution of the value of church property, Table 12 shows that the Roman Catholic Church owned 22.3 per cent of all church property reported in 1916. Then, in order, came the Methodist Episcopal Church, with 12.8 per cent; the Protestant Episcopal Church, with 9.8 per cent; and the Presbyterian Church in the United States of America, with 9 per cent. These four denominations together reported considerably over one-half of the total value of church property reported by all denominations.

For the entire period 1890 to 1916, the increase in the value of church property reported was \$997,174,093, or 146.8 per cent. The rate of increase, however, appears to have been much more rapid during the earlier than during the later years of this period. From 1890 to 1906, the increase amounted to \$578,149,378, or 85.1 per cent, while during the shorter period from 1906 to 1916, the increase amounted to \$419,024,715, or 33.3 per cent. The following denominations show especially large increases in the value of church property from 1890 to 1916: Roman Catholic Church, \$256,083,549; Methodist Episcopal Church, \$118,380,606; Protestant Episcopal Church, \$83,771,033; and Presbyterian Church in the United States of America, \$75,791,673. Especially large increases from 1906 to 1916 are shown by these same denominations: Roman Catholic Church, \$81,568,108; Methodist Episcopal Church, \$51,746,209; Protestant Episcopal Church, \$39,949,652; and Presbyterian Church in the United States of America, \$35,356,342.

During the entire period 1890 to 1916, and during each of the shorter periods which comprise it, a number of denominations show a loss in the value of church property reported. For the 26 years from 1890 to 1916, each of the following shows a very large loss: Free Baptists, \$2,444,922; Cumberland Presbyterian Church, \$1,580,438; Friends (Hicksite), \$305,650; and Universalists, \$178,230. The denominations which show a very large loss in the value of church property for the 10 years from 1906 to 1916 are: Cumberland Presbyterian Church, \$3,868,888; Universalists, \$2,699,553; Free Baptists, \$2,303,410; and Evangelical Protestant Church, \$1,362,600. The loss in value of church property experienced by the Cumberland Presbyterian Church was confined to

the period 1906 to 1916, as the table shows, and is explained by the changes that followed the union of many of the churches of this denomination with the Presbyterian Church in the United States of America, the figures for 1906 having been obtained just before the union was effected. The Free Baptist losses are similarly explained by the union of a large number of the Free Baptist churches with the Northern Baptist Convention, while those in the Evangelical Protestant Church are due to the fact that a considerable number of the organizations that were reported by the two constituent bodies in 1906 failed to respond as members of the united body in 1916.

In percentage increase in the value of church property, the rank of the denominations is quite different from their rank in numerical increase of this value. An increase of over 100 per cent in the value of church property is shown by each of 53 denominations during the entire period 1890 to 1916, and by each of 11 denominations during the period 1906 to 1916. Passing over the increase of 787.9 per cent shown for the Brethren, Plymouth, I to VI, which denominations are combined in this table, and in which the amount involved is quite small, an especially high rate of increase from 1906 to 1916 is shown by each of the following denominations: Syrian Orthodox Church, 461.3 per cent; Russian Orthodox Church, 341.3 per cent; and Pentecostal Church of the Nazarene, 336.5 per cent. Each of these denominations, however, is small and reported a comparatively small value of church property in 1906 and in 1916. Probably more significant, therefore, are the increases shown for the following large denominations: National Baptist Convention with 68.5 per cent; Southern Baptist Convention, 68 per cent; Methodist Episcopal Church, South, 67.5 per cent; United Brethren in Christ, 64.1 per cent; and Presbyterian Church in the United States, 54.5 per cent.

The census reports for 1850, 1860, and 1870 also give the value of church property (see Table 3, p. 24). The following tabular statement shows the value of church property reported for each census at which such statistics were obtained, together with the percentage of increase between censuses:

CENSUS YEAR.	VALUE OF CHURCH PROPERTY REPORTED.	
	Amount.	Per cent of increase over value at preceding census.
1916.....	\$1,676,600,582	33.3
1906.....	1,257,575,867	85.1
1890.....	679,426,489	91.7
1870.....	354,483,581	106.8
1860.....	171,397,932	96.3
1850.....	87,328,801

The figures shown for the earlier periods are undoubtedly subject to the same limitations as those already indicated in the case of the figures for 1916, but on their face show a very considerable advance from one census to another in the value of property held for purposes of worship. The per capita increase is shown in the following statement:

CENSUS YEAR.	Population.	Per capita value of church property.
1916.....	¹ 102,017,312	\$16.43
1906.....	¹ 85,837,372	14.65
1890.....	² 62,947,714	10.79
1870.....	38,558,371	9.19
1860.....	31,443,321	5.45
1850.....	23,191,876	3.77

¹ Estimated.

² Includes the population of Indian Territory and Indian reservations.

The value of church property reported for 1870 is probably on a currency basis rather than a gold basis, but the report on religious statistics at that census does not afford definite information on this point.

DEBT ON CHURCH PROPERTY.

The amount of debt on church property was ascertained for the first time at the census of 1906. At that census, as at the census of 1916, the amount of debt reported does not include the debt on all property owned by the church, but only the debt on such buildings, together with their sites, furniture, organs, bells, etc., as were owned and used for worship by the organizations reporting. The debt on church property, with the number of organizations reporting, is shown for 1916, by denominations in detail, in Table 60 (p. 142), and comparative figures for debt in 1916 and

1906 are shown in Table 67 (p. 526). The following table shows, for each denomination having 10,000 members or more in 1916, the number of organizations reporting debt on church property and the proportion they constitute of the organizations reporting value; it also shows the value of church property reported, the amount of debt reported, and the proportion the debt represents of the value, together with the amount and percentage of increase in debt during the decade. Figures are presented for the two censuses for which they are available, 1916 and 1906.

DEBT ON CHURCH PROPERTY.

49

TABLE 14.—DEBT ON CHURCH PROPERTY, BY PRINCIPAL DENOMINATIONS: 1916 AND 1906.

[The denominations presented in this table reported 10,000 members or more in 1915.]

DENOMINATION.	ORGANIZATIONS REPORTING DEBT ON CHURCH PROPERTY.				1916			1906			INCREASE IN DEBT REPORTED: 1906-1916.	
	Number.		Per cent of organizations reporting value.		Value of church property reported.	Debt reported.		Value of church property reported.	Debt reported.		Amount.	Per cent.
	1916	1906	1916	1906		Amount.	Per cent of value.		Amount.	Per cent of value.		
All denominations.....	42,990	33,617	21.7	18.1	\$1,676,600,582	\$164,864,899	9.8	\$1,257,575,867	\$108,050,946	8.6	\$56,813,953	52.6
Adventist bodies:												
Advent Christian.....	63	67	15.1	13.3	1,188,070	95,970	8.1	854,323	78,828	9.2	17,142	21.7
Seventh-day Adventist.....	240	121	19.1	12.1	2,568,495	209,154	8.1	1,454,087	77,984	5.4	131,170	168.2
Armenian Church.....	7	1	(²)	(²)	142,500	31,300	22.0	88,000	4,000	10.5	27,300	682.5
Baptist bodies:												
Baptists—												
Northern Baptist Convention.....	1,783	1,557	23.0	20.0	94,644,133	7,302,769	7.7	74,620,025	6,149,678	6.9	2,153,091	41.8
Southern Baptist Convention.....	1,638	1,215	8.5	5.5	58,348,373	3,153,158	5.4	34,723,882	1,239,022	3.6	1,914,136	154.5
National Baptist Convention.....	4,210	3,100	20.9	17.3	41,184,920	3,433,366	8.3	24,437,272	1,757,190	7.2	1,676,176	95.4
Free Baptists.....	14	122	8.8	11.2	670,720	19,846	3.0	2,074,130	138,233	4.6	-118,387	-85.6
Free Will Baptists.....	42	37	6.3	6.7	617,240	6,260	1.2	296,585	3,538	1.2	2,724	77.0
Colored Free Will Baptists ³	35	22	20.8	14.6	178,385	9,625	6.3	79,278	3,485	4.4	6,040	173.3
General Baptists.....	32	28	8.1	7.3	421,837	17,362	4.1	252,019	6,999	2.8	10,363	148.1
Regular Baptists ⁴	15		7.9		141,480	1,462	1.0				1,462	
United Baptists.....	2	2	(²)	(²)	52,147			36,715	115	0.3	-95	-82.6
Primitive Baptists ⁴	45	68	2.8	3.5	1,601,807	12,063	0.8	1,674,810	16,207	1.0	-4,154	-25.6
Colored Primitive Baptists ⁴	46	34	28.0	6.7	154,690	8,507	5.5	296,539	6,968	2.3	1,539	22.1
Brethren, German Baptist (Dunkers):												
Church of the Brethren (Conservative) ⁴	116	84	12.5	11.3	3,990,898	129,705	3.3	2,198,957	38,109	1.7	91,596	240.4
Brethren Church (Progressive).....	38	29	20.7	16.9	896,725	114,289	12.7	472,976	41,490	8.8	72,799	175.5
Brethren, Plymouth, I to VI.....	19	2	(²)	(²)	161,601	48,140	29.8	18,200	2,400	13.2	45,740	(⁵)
Christian Church (Christian Convention) ⁴	107	97	9.2	7.8	3,569,471	147,494	4.1	2,740,322	101,561	3.7	46,933	45.2
Christian Union.....	15	13	7.9	7.0	341,510	9,169	2.7	299,250	5,288	1.8	3,881	73.4
Churches of Christ.....	276	193	5.3	9.8	6,644,096	136,003	2.4	2,555,372	76,208	3.0	69,796	78.5
Churches of God, General Eldership.....	50	26	12.8	6.2	1,418,787	90,958	6.4	1,050,706	44,350	4.2	46,608	108.1
Congregational Churches.....	1,447	1,206	26.2	22.5	80,842,813	3,928,253	4.9	63,240,305	2,708,025	4.3	1,220,228	45.1
Disciples of Christ.....	1,327	1,041	23.7	15.0	40,327,201	4,160,239	10.3	27,439,944	1,792,613	6.5	2,367,626	132.1
Eastern Orthodox Churches:												
Greek Church (Hellenic).....	36	15	(²)	(²)	1,115,464	322,423	28.9	385,800	139,900	36.3	182,523	130.5
Russian Church.....	132	36	78.1	(²)	2,137,713	982,048	45.9	484,371	131,774	27.2	850,274	645.3
Serbian Church.....	5	7	(²)	(²)	106,700	21,112	19.8	52,460	19,000	30.4	2,112	11.1
Syrian Church.....	16		(²)		180,507	70,779	39.2	32,150			70,779	
Evangelical Association.....	271	204	17.3	12.7	8,317,978	771,943	9.3	6,819,620	374,969	6.4	396,974	105.9
Evangelical Protestant Church ⁴	20	38	(²)	(²)	1,193,950	83,150	7.0	2,556,650	161,650	6.3	-78,500	-48.6
Friends:												
Friends (Orthodox).....	72	60	10.0	7.2	4,262,893	119,794	2.8	2,719,551	41,496	1.6	78,298	188.7
Friends (Hicksite).....	1		0.6		1,356,200	800	0.1	1,037,650			800	
German Evangelical Synod.....	451	398	36.1	35.0	13,118,273	1,492,479	11.4	9,376,402	1,161,776	12.4	330,703	28.5
Independent churches.....	94	230	21.4	28.5	4,429,598	294,284	6.6	3,934,267	478,425	12.2	-184,141	-38.5
Jewish congregations.....	566	449	59.5	50.1	31,012,575	6,502,872	21.0	23,198,925	4,556,571	19.6	1,946,301	42.7
Latter Day Saints:												
Church of Jesus Christ.....	178	104	21.4	17.5	6,283,226	268,230	4.3	2,645,363	76,793	2.9	192,437	253.9
Reorganized Church of Jesus Christ.....	82	41	21.0	13.0	871,571	62,204	7.1	523,185	35,989	6.9	26,215	72.8
Lutheran bodies:												
General Synod.....	476	412	26.3	24.5	24,271,797	2,376,634	9.8	16,875,429	1,593,778	9.4	782,856	49.1
United Synod, South.....	45	41	9.3	9.6	2,572,245	166,181	6.5	1,509,760	49,692	3.3	110,498	234.4
General Council.....	876	732	38.5	36.5	32,108,091	4,530,425	14.1	22,394,618	2,944,683	13.1	1,585,742	53.9
Synodical Conference ⁴	1,078	884	34.2	32.0	25,973,538	3,261,637	12.6	19,135,707	2,239,441	11.7	1,022,196	45.6
Norwegian Lutheran Church—												
Hauge's Synod.....	67	54	22.5	24.3	1,128,488	72,713	6.4	682,136	65,205	8.1	17,508	31.7
Synod for Norwegian Church.....	167	145	20.9	22.4	4,383,161	363,688	8.3	2,469,713	166,053	5.7	198,535	120.3
United Norwegian Church.....	210	167	17.4	17.5	5,990,280	324,818	5.4	3,668,688	166,203	4.5	158,615	95.4
Joint Synod of Ohio.....	219	192	28.2	27.7	5,718,462	679,504	11.9	3,606,285	333,580	9.2	545,924	103.7
Synod of Iowa.....	162	140	19.1	20.7	4,057,635	250,214	6.2	2,327,093	110,505	5.0	133,709	114.8
Danish Lutheran Church.....	27	26	(²)	(²)	394,809	44,934	11.4	248,700	37,514	12.9	7,420	19.8
Finnish, Suomi Synod.....	31	19	(²)	(²)	368,771	45,953	12.5	151,345	19,550	12.9	26,403	135.1
Lutheran Free Church (Norwegian).....	67	55	21.7	23.9	1,116,760	67,719	6.1	660,310	38,628	5.8	29,081	75.3
United Danish Lutheran Church.....	43	45	24.9	32.6	696,780	45,088	6.5	418,450	43,425	10.4	1,663	3.8
Mennonite bodies:												
Mennonite Church ⁴	16	13	5.8	5.1	1,014,246	12,562	1.2	622,387	2,536	0.4	10,026	395.3
General Conference of Mennonites.....	14	9	13.2	(²)	544,560	15,400	2.8	303,400	5,690	1.9	9,710	170.7
Methodist bodies:												
Methodist Episcopal.....	6,332	4,662	22.5	16.7	215,104,014	16,615,195	7.7	163,357,805	8,640,273	5.3	7,974,922	92.3
Methodist Protestant.....	250	244	11.0	10.0	7,944,467	484,679	6.1	6,053,048	247,624	4.1	237,155	95.8
Wesleyan Methodist Connection.....	84	49	16.3	10.2	787,731	37,060	4.7	637,117	18,914	3.0	18,146	95.9
Methodist Episcopal, South.....	1,914	1,195	11.2	7.5	62,428,433	3,849,850	6.2	37,278,424	1,250,093	3.4	2,692,757	206.5
Congregational Methodist.....	10	19	5.1	7.6	166,982	4,353	2.6	194,275	9,477	3.9	-5,124	-54.1
Free Methodist.....	171	112	14.2	9.8	2,236,325	121,979	5.5	1,688,745	61,124	3.6	60,855	90.6
African Methodist Episcopal.....	2,437	2,574	39.1	40.9	14,631,792	1,518,332	10.4	11,303,489	1,191,921	10.5	326,411	27.4
African Methodist Episcopal Zion.....	793	724	32.0	34.4	7,591,393	795,437	10.5	4,833,207	474,259	9.8	321,188	67.7
Colored Methodist Episcopal.....	828	692	32.5	30.6	5,619,862	311,066	5.5	3,017,849	215,111	7.1	95,955	44.6
Moravian Church (Unitas Fratrum).....	21	12	19.8	10.6	1,368,220	68,996	6.0	922,900	31,635	3.4	37,361	118.1
Pentecostal Church of the Nazarene.....	266	40	43.8	(²)	1,719,822	308,525	17.9	383,990	97,224	24.7	211,301	217.3
Polish National Catholic Church.....	32	23	(²)	(²)	929,636	315,106	33.9	494,700	216,960	43.9	98,146	45.2
Presbyterian bodies:												
Presbyterian Church in the United States of America.....	2,130	1,484	24.5	20.0	150,239,123	7,504,138	6.0	114,882,781	6,116,899	4.5	2,387,239	46.7
Cumberland Presbyterian.....	81	157	7.0	6.4	1,935,072	69,455	3.6	5,803,960	208,876	3.6	-139,421	-66.7
Colored Cumberland Presbyterian.....	11	18	8.5	9.4	230,426	7,576	3.3	203,778	10,407	5.1	-2,831	-27.2
Welsh Calvinistic Methodist.....	14	17	11.1	11.7	1,012,000	44,938	4.4	761,350	27,425	3.6	17,513	63.9
United Presbyterian.....	225	151	23.6	16.0	13,543,213	1,068,964	7.9	10,760,208	546,557	5.1	522,407	95.6
Presbyterian Church in the United States.....	424	239	13.9	8.7	23,924,915	1,319,344	6.5	15,488,489	539,111	3.5	780,233	144.7

RELIGIOUS BODIES.

TABLE 14—DEBT ON CHURCH PROPERTY, BY PRINCIPAL DENOMINATIONS: 1916 AND 1906—Continued.

DENOMINATION.	ORGANIZATIONS REPORTING DEBT ON CHURCH PROPERTY.				1916			1906			INCREASE ¹ IN DEBT REPORTED: 1906-1916.	
	Number.		Per cent of organizations reporting value.		Value of church property reported.	Debt reported.		Value of church property reported.	Debt reported.		Amount.	Per cent.
	1916	1906	1916	1906		Amount.	Per cent of value.		Amount.	Per cent of value.		
Reformed bodies:												
Reformed Church in America.....	258	198	37.4	31.0	\$18,928,383	\$1,093,623	5.8	\$15,553,250	\$729,225	4.7	\$364,398	50.0
Reformed Church in the United States.....	369	349	22.2	20.9	20,116,336	2,007,041	10.0	14,067,897	1,360,552	9.7	646,489	47.5
Christian Reformed Church.....	151	98	72.2	61.3	1,658,308	486,408	29.3	903,600	216,287	23.9	270,121	124.9
Reformed Episcopal Church.....	28	23	(²)	(²)	1,702,187	94,198	5.5	1,469,787	67,143	4.6	27,055	40.3
Roman Catholic Church.....	6,024	4,104	41.6	39.9	374,206,895	68,590,159	18.3	292,638,787	49,488,055	16.9	19,102,104	38.6
Salvation Army.....	127	311	77.4	45.7	2,230,158	939,586	42.1	3,175,154	1,154,901	36.4	-215,315	-18.6
Scandinavian Evangelical bodies: ³												
Swedish Mission Covenant.....	83	83	26.6	31.8	2,295,172	205,132	8.9	1,225,220	121,694	9.9	83,438	68.6
Spiritualists (National Association) ³	34	38	29.3	28.8	440,955	79,469	18.0	958,048	79,570	8.3	-101	-0.1
Unitarians.....	93	85	23.7	20.9	15,247,349	447,174	2.9	14,263,277	332,330	2.3	114,844	34.6
United Brethren bodies:												
United Brethren in Christ.....	456	417	14.2	12.4	13,787,579	1,489,929	10.8	8,401,539	489,035	5.8	1,000,894	204.7
United Brethren in Christ (Old Constitution).....	36	43	9.5	8.9	707,396	11,253	1.6	672,252	9,924	1.5	1,329	13.4
United Evangelical Church.....	245	208	27.3	23.0	4,657,893	524,988	11.3	3,180,359	292,004	9.2	232,984	79.8
Universalists.....	110	132	18.1	16.9	7,876,103	408,766	5.2	10,575,656	464,755	4.4	-55,989	-12.0
Volunteers of America.....	9	6	(²)	(²)	226,950	93,516	41.2	83,521	40,621	48.6	52,895	130.2
All other denominations.....	666	511	24.3	21.1	11,713,581	1,214,861	10.4	17,250,437	1,066,341	6.2	148,520	13.9

¹ A minus sign (-) denotes decrease.² Per cent not shown where base is less than 100.³ For changes in denominations, see pp. 530 and 531.

The table shows that in 1916 debt on church property was reported by 42,990 organizations, or by 21.7 per cent of all organizations which reported value of church property. While probably some organizations failed to report existing debt, it is to be presumed that with but few exceptions the remaining 154,817 organizations, which together constituted 78.3 per cent of the organizations reporting value of church property, held this church property free of debt. In 1916 the organizations reporting debt on church property formed a somewhat larger proportion of all organizations reporting value of church property than was the case in 1906—21.7 per cent as against 18.1 per cent. Since this is true quite generally of the different denominations presented, as well as of all denominations combined, it shows that from 1906 to 1916 there was a growing tendency in church organizations to contract debt on their property.

The Methodist Episcopal Church shows the largest number of organizations reporting debt on their church property in 1916—6,332. Then, in order, come the Roman Catholic Church, with 6,024 organizations; the National Baptist Convention (Negro), with 4,210 organizations; the African Methodist Episcopal Church, with 2,437 organizations; and the Presbyterian Church in the United States of America, with 2,130 organizations. Together, these 5 denominations covered almost one-half of all organizations reporting debt on church property in 1916, and but a slightly smaller proportion of all such organizations in 1906. More significant than the number, however, is the proportion of organizations reporting debt on their church property. While for all denominations in 1916, 21.7 per cent of the organizations reporting value of church property also reported debt, the

proportion of the latter varied greatly with the different denominations. Considering only the larger denominations, the organizations reporting debt on church property constituted a large proportion of all organizations reporting value in each of the following cases: Jewish congregations, 69.5 per cent; Roman Catholic Church, 41.6 per cent; African Methodist Episcopal Church, 39.1 per cent; Lutheran General Council, 38.5 per cent; and Lutheran Synodical Conference, 34.2 per cent. For each of the following large denominations, however, the proportion of organizations reporting debt on their property was small: Southern Baptist Convention, 8.5 per cent; Methodist Episcopal Church, South, 11.2 per cent; Presbyterian Church in the United States, 13.9 per cent; United Brethren in Christ, 14.2 per cent; and the Protestant Episcopal Church, 19.8 per cent. For the smaller denominations, the proportion of the organizations reporting debt on their church property in 1916 varied from less than 1 per cent for the Friends (Hicksite) to 78.1 per cent for the Russian Orthodox Church.

Debt of more than \$1,000,000 was reported in 1916 by each of 21 denominations; and of the total debt of \$164,864,899 reported by all denominations, the Roman Catholic Church reported \$68,590,159; the Methodist Episcopal Church, \$16,615,195; the Presbyterian Church in the United States of America, \$7,504,138; the Northern Baptist Convention, \$7,302,769; the Jewish congregations, \$6,502,872; the Protestant Episcopal Church, \$6,380,117; the Lutheran General Council, \$4,530,425; and the Disciples of Christ, \$4,160,239. These 8 denominations together reported a debt of \$121,585,914, which was 73.7 per cent of the total debt reported by all denominations;

while the debt of the Roman Catholic Church alone constituted 41.6 per cent of the entire total.

With a church organization, as with a corporation or an individual, the total amount of debt considered alone shows little beyond the fact that an obligation of a certain size has been contracted. It is no index of the actual financial or economic condition of the debtor. To be really significant, debt on property must be considered in relation to the value of the property, or in relation to the number of persons who may properly be held responsible for the payment of the debt. Thus, the debt reported on all church property in 1916—\$164,864,899—is large in total amount only. It represents, as the table shows, but 9.8 per cent of the value of all church property reported; and it represents an indebtedness of but \$3.93 per capita for the 41,926,854 church members reported in 1916. The rate, therefore, is low, especially as compared with the present-day rate of indebtedness on property in general. Likewise, the debt of \$68,590,159, reported by the Roman Catholic Church, is exceptionally large in amount only. It is equivalent to but 18.3 per cent of the total value of its church property reported, not a large proportion as compared with many of the denominations; and it amounts to but \$4.36 per capita of the members reported.

In this connection it may be said that in a large number of cases this indebtedness represents advances by denominational societies, established for the purpose of church extension, to local organizations financially unable to meet the cost of erecting a church edifice. These loans are held at a low rate of interest, or without interest, the church being expected, as it becomes stronger, to reimburse the society.

While for all denominations, the amount of debt reported in 1916 represents 9.8 per cent of the total value of church property reported, the percentage varies greatly for the different denominations. The proportion is over 20 per cent for 10 denominations and is under 5 per cent for 24 denominations. The highest proportion, 45.9 per cent, is shown for the Russian Orthodox Church, and then in order come the Salvation Army, with 42.1 per cent, and the Volunteers of America, with 41.2 per cent. As a rule the Baptist, the Friends, the Mennonite, the Methodist, and the Presbyterian bodies show a low rate of indebtedness; and a rate of less than 1 per cent of the value of the church property reported is shown for 3 of these denominations—United Baptists, Primitive Baptists, and Friends (Hicksite). Of the denominations reporting high values of church property in 1916, the following show also high percentages of indebtedness: Jewish congregations, 21 per cent; Roman Catholic Church, 18.3 per cent; Lutheran General Council, 14.1 per cent; Lutheran Synodical Conference, 12.6 per cent; and German Evangelical Synod of North America, 11.4 per cent.

The total debt reported on church property in 1916 was larger, both in amount and as related to the value of church property reported, than in 1906. Thus, the total debt reported by all denominations in 1906 was \$108,050,946, as compared with the total debt of \$164,864,899 reported in 1916, making an increase for the decade of \$56,813,953, or 52.6 per cent. In 1906 the total debt was equivalent to 8.6 per cent of the total value of church property reported, while in 1916 the total debt was equivalent to 9.8 per cent of the total value of church property reported. The increase shown in the total amount of debt and in its proportion of the value was general throughout the denominations presented in the table.

Thus, from 1906 to 1916, the increase in the amount of indebtedness was \$19,102,104, or 38.6 per cent, for the Roman Catholic Church; \$7,974,922, or 92.3 per cent, for the Methodist Episcopal Church; \$2,593,757, or 206.5 per cent, for the Methodist Episcopal Church, South. Likewise, the increase was \$2,387,239, or 46.7 per cent, for the Presbyterian Church in the United States of America; \$2,367,626, or 132.1 per cent, for the Disciples of Christ; and \$2,153,091, or 41.8 per cent, for the Northern Baptist Convention. A very large increase from 1906 to 1916 in the percentage which the debt constituted of the value of church property is shown by each of these smaller denominations: Armenian Church, from 10.5 per cent in 1906 to 22 per cent in 1916; Russian Orthodox Church, from 27.2 per cent in 1906 to 45.9 per cent in 1916; and Brethren, Plymouth, I to VI, from 13.2 per cent in 1906 to 29.8 per cent in 1916.

There were, however, exceptions to the increase in indebtedness. Eleven denominations show a decrease from 1906 to 1916 in the amount of debt reported, and for 21 denominations there was a decrease from 1906 to 1916 in the percentage of debt based on value of church property reported. A considerable decrease from 1906 to 1916 in the amount of debt reported is shown for the Salvation Army, \$215,315, or 18.6 per cent. Three other denominations showed a decrease of over \$100,000 in amount of debt, but in each case it was doubtless due to consolidations which took place during the decade. Two denominations showing a large decrease from 1906 to 1916 in the percentage which the debt constituted of the value of church property reported are the Serbian Orthodox Church, from 30.4 per cent in 1906 to 19.8 per cent in 1916, and the Polish National Catholic Church of America, from 43.9 per cent in 1906 to 33.9 per cent in 1916.

As stated above there was for all denominations an increase of \$56,813,953, or 52.6 per cent, in the amount of debt reported on church property. While this increase appears to be very large, there was during the same period an increase of 33.3 per cent in the total value of church property reported (see Table 12, p. 45), and an increase of 19.6 per cent in total church membership (see Table 5, p. 29); therefore, while the increase in

indebtedness was large, it was not exceptionally large as compared with the accompanying increase in value of church property and in membership. Likewise, with each separate denomination, the increase in indebtedness must be considered in relation to the accompanying increase in value of church property and in church membership to determine its significance.

If the total amount of debt reported be divided by the number of organizations reporting debt, it is

shown that the average debt per organization was \$3,835 in 1916, as compared with \$3,214 in 1906. This is an increase in average debt from 1906 to 1916 of \$621, or 19.3 per cent, for each organization reporting. During the same period, however, there was, for all organizations reporting, an increase per organization of \$1,720, or 25.5 per cent, in the value of church property, and an increase of 18, or 10.8 per cent, in the average membership.

PARSONAGES.

Inquiry as to parsonages and their value was made for the first time in 1906. The value of parsonages and the number of organizations reporting them are given for 1916, by denominations in detail, in Table 60 (p. 142), while the value of the parsonages in 1916 and 1906 is shown, for each denomination in detail, in Table 67 (p. 526). The following table shows for 1916

and 1906, for each denomination having 10,000 members or more in 1916, first, the number and proportion of organizations reporting parsonages; second, the total value of the parsonages reported; third, the amount and the percentage of increase during the decade in the value of parsonages reported; and, fourth, the average value of parsonages per organization reporting.

TABLE 15.—VALUE OF PARSONAGES REPORTED, BY PRINCIPAL DENOMINATIONS: 1916 AND 1906.

[The denominations presented in this table reported 10,000 members or more in 1916.]

DENOMINATION.	ORGANIZATIONS REPORTING PARSONAGES.				VALUE OF PARSONAGES REPORTED.					
	1916		1906		Amount.		Increase: 1906-1916.		Average per organization reporting.	
	Number.	Per cent of total.	Number.	Per cent of total.	1916	1906	Amount.	Per cent.	1916	1906
All denominations.....	65,272	28.7	54,214	25.5	\$218,846,096	\$143,495,853	\$75,350,243	52.5	\$3,353	\$2,647
Adventist bodies:										
Advent Christian.....	77	14.4	44	8.0	143,050	72,676	70,375	96.8	1,858	1,652
Seventh-day Adventist.....	16	0.8	14	0.7	20,450	14,165	6,285	44.4	1,278	1,012
Armenian Church.....			1	1.4		2,500	-2,500			2,500
Baptist bodies:										
Baptists—										
Northern Baptist Convention.....	3,166	38.8	2,581	31.2	8,325,422	6,535,612	2,789,810	50.4	2,630	2,145
Southern Baptist Convention.....	1,820	7.7	1,271	6.0	4,471,683	2,493,091	1,978,692	79.4	2,467	1,962
National Baptist Convention.....	690	3.3	709	3.8	964,325	617,241	347,084	56.2	1,398	871
Free Baptists.....	67	39.2	318	23.6	106,650	454,226	-347,676	-76.5	1,592	1,428
Free Will Baptists.....	14	1.9	8	1.3	9,630	3,400	6,230	183.2	688	425
Colored Free Will Baptists ¹			6	2.4		1,475	-1,475			246
General Baptists.....	6	1.2	6	1.2	11,100	8,900	2,200	24.7	1,850	1,483
Regular Baptists ²	2	0.5	(*)		3,100		3,100		1,550	
United Baptists.....			1	0.6		200	-200			200
Primitive Baptists ²	7	0.3	16	0.6	14,900	38,295	-23,395	-61.1	2,129	2,393
Colored Primitive Baptists ²	12	3.6	21	2.6	13,940	10,095	3,845	38.1	1,162	481
Brethren, German Baptist (Dunkers):										
Church of the Brethren (Conservative) ²	65	6.5	33	4.0	160,300	56,600	103,700	183.2	2,466	1,716
Brethren Church (Progressive).....	25	12.3	20	9.9	67,250	41,700	25,650	61.3	2,690	2,085
Christian Church (Christian Convention) ²	183	14.5	160	11.6	379,750	256,359	123,400	48.1	2,075	1,602
Christian Union.....	8	3.6	3	1.4	11,000	2,200	8,800	400.0	1,375	733
Churches of Christ.....	22	0.4	21	0.8	28,900	22,900	6,000	26.2	1,314	1,090
Churches of God, General Eldership.....	112	25.3	79	15.3	194,600	130,051	64,549	49.6	1,738	1,046
Congregational Churches.....	3,049	62.0	2,693	47.1	9,295,284	6,761,148	2,534,136	37.5	3,049	2,511
Disciples of Christ.....	947	11.3	596	7.2	2,318,852	1,106,325	1,212,527	109.6	2,449	1,856
Eastern Orthodox Churches:										
Greek Church (Hellenic).....	6	6.9		0.6	13,200	2,800	10,400	371.4	2,200	1,400
Russian Church.....	96	56.8	25	42.4	503,614	112,243	391,371	348.7	5,246	4,490
Serbian Church.....	5	41.7	2	20.0	15,300	2,100	13,200	628.6	3,050	1,050
Syrian Church.....	6	24.0			14,600		14,600		2,417	
Evangelical Association.....	762	46.6	680	38.6	1,932,269	1,297,666	634,603	48.9	2,536	1,908
Evangelical Protestant Church ²	28	75.7	47	71.2	170,300	186,150	-15,850	-8.5	6,082	3,961
Friends:										
Friends (Orthodox).....	210	26.0	145	16.6	326,830	181,874	144,956	79.7	1,556	1,254
German Evangelical Synod.....	841	62.9	774	64.2	2,668,175	1,717,346	950,830	55.4	3,173	2,219
Independent churches.....	86	14.9	93	8.6	362,300	185,450	176,850	95.4	4,213	1,994
Jewish congregations.....	93	4.9	81	4.6	164,150	270,560	-106,400	-39.3	1,765	3,340
Latter Day Saints:										
Church of Jesus Christ.....	19	2.0	3	0.4	57,195	1,700	55,495	(*)	3,010	567
Reorganized Church of Jesus Christ.....	6	1.1	5	1.0	4,750	6,100	-1,350	-22.1	792	1,220
Lutheran bodies:										
General Synod.....	812	44.0	688	39.7	2,886,790	1,815,250	1,071,540	59.0	3,555	2,638
United Synod, South.....	164	33.3	149	33.2	451,250	339,650	111,700	32.9	2,752	2,279
General Council.....	980	41.0	797	37.1	4,187,673	2,607,237	1,580,341	60.6	4,273	3,271
Synodical Conference ²	2,220	61.3	1,823	54.3	6,792,672	3,620,850	2,171,812	60.0	2,609	1,986
Norwegian Lutheran Church—										
Hauge's Synod.....	68	16.0	51	18.8	185,500	103,149	82,351	79.8	3,198	2,023
Synod for Norwegian Church.....	252	25.5	203	21.9	898,874	586,805	312,069	58.6	3,567	2,792
United Norwegian Church.....	352	25.3	216	20.9	1,157,375	651,370	506,006	77.7	3,288	2,648

¹ A minus sign (-) denotes decrease.² For changes in denominations see pp. 530 and 531.

(*) Not reported.

(*) Per cent not shown where it exceeds 1,000.

TABLE 15.—VALUE OF PARSONAGES REPORTED, BY PRINCIPAL DENOMINATIONS: 1916 AND 1906—Continued.

DENOMINATION.	ORGANIZATIONS REPORTING PARSONAGES.				VALUE OF PARSONAGES REPORTED.					
	1916		1906		Amount.		Increase: ¹ 1906-1915.		Average per organization reporting.	
	Number.	Per cent of total.	Number.	Per cent of total.	1916	1906	Amount.	Per cent.	1916	1906
Lutheran bodies—Continued.										
Joint Synod of Ohio.....	474	57.3	378	49.0	\$1,247,255	\$746,264	\$500,991	67.1	\$2,631	\$1,974
Synod of Iowa.....	481	49.2	406	49.0	1,127,225	627,853	499,372	79.5	2,344	1,546
Danish Lutheran Church.....	56	55.4	42	45.7	148,352	72,200	76,152	105.5	2,649	1,719
Finnish, Suomi Synod.....	22	15.4	16	15.2	55,330	28,750	26,580	92.5	2,515	1,797
Lutheran Free Church (Norwegian).....	85	22.5	46	14.4	222,150	91,000	131,150	144.1	2,614	1,978
United Danish Lutheran Church.....	90	46.9	60	30.3	235,470	103,900	131,570	126.6	2,616	1,732
Mennonite bodies:										
Mennonite Church ²	11	3.6	5	1.8	20,750	6,700	14,050	209.7	1,886	1,340
General Conference of Mennonites.....	11	9.6	9	10.0	22,200	19,050	3,150	16.5	2,018	2,117
Methodist bodies:										
Methodist Episcopal.....	14,262	48.6	12,215	40.8	34,751,557	25,508,417	9,243,140	36.2	2,437	2,088
Methodist Protestant.....	579	27.5	561	23.3	1,385,160	910,645	474,515	52.1	2,040	1,378
Wesleyan Methodist Connection.....	217	37.5	176	29.6	243,650	159,175	84,475	53.1	1,123	904
Methodist Episcopal, South.....	5,327	27.7	4,655	25.6	11,777,753	7,265,610	4,512,143	52.1	2,211	1,591
Congregational Methodist.....			1	0.3		1,500	-1,500			1,500
Free Methodist.....	700	43.6	598	38.5	946,618	612,050	334,568	54.7	1,352	1,023
African Methodist Episcopal.....	1,857	28.1	1,783	26.8	2,025,552	1,255,246	770,306	61.4	1,085	704
African Methodist Episcopal Zion.....	485	17.9	348	15.8	632,416	350,690	281,726	80.3	1,304	1,008
Colored Methodist Episcopal.....	525	20.0	421	17.7	552,106	237,547	314,559	132.4	1,052	564
Moravian Church (Unitas Fratrum).....	80	72.7	77	65.8	306,100	206,525	99,575	48.1	3,826	2,683
Pentecostal Church of the Nazarene.....	82	9.5	7	7.0	107,683	22,500	85,183	378.6	1,313	3,214
Polish National Catholic Church.....	21	61.8	14	58.3	175,164	74,000	101,164	136.7	8,341	5,286
Presbyterian bodies:										
Presbyterian Church in the United States of America.....	4,535	47.0	3,465	43.7	17,048,494	11,503,460	5,545,034	48.2	3,758	3,320
Cumberland Presbyterian.....	103	7.8	436	15.3	149,500	658,400	-508,900	-77.3	1,451	1,510
Colored Cumberland Presbyterian.....	6	4.4	8	4.1	8,100	5,825	2,275	39.1	1,350	728
Welsh Calvinistic Methodist.....	33	24.4	34	23.1	81,500	66,915	14,584	21.8	2,470	1,968
United Presbyterian.....	538	54.3	450	46.5	1,701,525	1,155,750	545,775	47.2	3,163	2,568
Presbyterian Church in the United States.....	1,112	33.0	942	30.3	3,782,057	2,598,485	1,183,572	45.5	3,401	2,758
Associate Reformed Presbyterian ²	63	47.4	51	36.2	145,165	96,975	48,190	49.7	2,304	1,901
Protestant Episcopal Church.....	3,154	42.7	2,706	39.5	18,395,182	13,207,084	5,188,098	39.3	5,832	4,881
Reformed bodies:										
Reformed Church in America.....	523	73.8	489	74.2	2,378,790	2,022,450	356,340	17.6	4,505	4,135
Reformed Church in the United States.....	786	44.6	724	41.7	2,598,115	1,827,559	770,545	42.2	3,305	2,524
Christian Reformed Church.....	184	81.4	136	78.2	619,095	290,250	328,845	113.3	3,365	2,134
Reformed Episcopal Church.....	12	15.0	14	17.3	57,000	48,950	18,050	35.9	5,583	3,496
Roman Catholic Church.....	8,976	51.3	6,360	51.0	61,338,287	36,302,064	25,036,223	69.0	6,534	5,708
Salvation Army.....	2	0.3	7	1.0	2,857	21,500	-18,643	-86.7	1,429	3,071
Scandinavian Evangelical bodies: ²										
Swedish Mission Covenant.....	134	41.4	91	32.4	375,200	184,500	190,700	103.4	2,800	2,027
Spiritualists (National Association) ²	3	0.9	4	0.9	10,000	3,700	5,300	170.3	3,333	925
Unitarians.....	129	31.2	115	24.9	819,912	584,750	235,162	40.2	6,356	5,085
United Brethren bodies:										
United Brethren in Christ.....	1,130	32.4	1,004	26.9	2,296,847	1,423,282	873,565	61.4	2,033	1,418
United Brethren in Christ (Old Constitution).....	100	24.4	102	17.8	138,000	84,650	53,350	63.0	1,380	830
United Evangelical Church.....	401	41.9	346	35.4	962,490	510,251	352,239	57.7	2,400	1,764
Universalists.....	147	22.6	136	16.1	591,925	491,100	100,825	20.5	4,027	3,511
All other denominations.....	436	10.4	350	9.5	1,020,656	710,872	309,784	43.6	2,341	2,031

¹ A minus sign (-) denotes decrease.

² For changes in denominations, see pp. 530 and 531.

This table shows that the number of organizations reporting parsonages in 1916 was 65,272, or 28.7 per cent of the total number. The proportion of the organizations reporting parsonages, however, varies greatly with the different denominations. In each of 13 different denominations over 50 per cent of the organizations reported parsonages. The highest proportion of organizations reporting parsonages in 1916 is shown by the Christian Reformed Church—81.4 per cent. Then comes the Evangelical Protestant Church, with 75.7 per cent; the Reformed Church in America, with 73.8 per cent; and the Moravian Church (Unitas Fratrum), with 72.7 per cent. In a considerable number of the denominations the proportion of the organizations reporting parsonages was very small, being less than 5 per cent in 16 of the denominations shown in this table.

In this connection, it should be stated that there were no parsonages reported in 1916 for 69 out of the 202 denominations, as shown in Table 60 (p. 142). The

denominations for which there were no reports as to parsonages are in general small and are mainly comprised in three classes: First, those having no regular ministry, as the Plymouth Brethren, three bodies of Friends, the Bahais, Theosophical societies, Vedantists, and others; second, those whose ministers are not set apart as a special class and receive no salaries, as in most of the Mennonite bodies, the Nonsectarian Churches of Bible Faith, several of the Evangelistic associations, and others; and third, those located chiefly in rural districts, and whose ministers are generally expected to supplement their salaries by other occupations, as several of the minor Baptist bodies, the Churches of the Living God, the Congregational Methodists, and some others.

The number of organizations reporting parsonages in 1906 was 54,214, or 25.5 per cent of the total number, as compared with 65,272, or 28.7 per cent of the total, in 1916. Thus, from 1906 to 1916, there was an increase of 11,058, or 20.4 per cent, in the total number

of organizations reporting parsonages. Likewise with the different denominations, as a rule there was a considerable increase from 1906 to 1916 in the proportion of the organizations reporting parsonages. Passing over the large increases of small denominations with fewer than 100 organizations each reporting parsonages in 1916, the Churches of God, General Eldership, showed an increase from 15.3 in 1906 to 25.3 per cent in 1916; the Friends (Orthodox), from 16.6 in 1906 to 26 per cent in 1916; and the Swedish Mission Covenant, from 32.4 in 1906 to 41.4 per cent in 1916. The few large percentage decreases during the decade were reported by small denominations and appear to be exceptional cases due to special causes. Of the organizations of the Cumberland Presbyterian Church, 436, or 15.3 per cent, reported parsonages in 1906 as against 103, or 7.8 per cent, in 1916, the great decrease being due to many of the organizations having joined the Presbyterian Church in the United States of America. The decrease from 318 to 67 in the number of Free Baptist organizations reporting parsonages is explained by the fact, as stated elsewhere, that between 1906 and 1916 many of the organizations with their churches and parsonages united with the Northern Baptist Convention. This denomination, however, shows an increase in the proportion of organizations reporting parsonages, from 23.6 per cent in 1906 to 39.2 per cent in 1916. In the case of the Evangelical Protestant Church, with 28 organizations reporting parsonages in 1916 as against 47 in 1906, it appears that a number of organizations belonging to the constituent bodies failed to identify themselves with the consolidated body; the proportion of organizations reporting parsonages, however, increased from 71.2 per cent in 1906 to 75.7 per cent in 1916.

The total value of all parsonages reported was \$218,846,096 in 1916, as compared with \$143,495,853 in 1906, showing an increase for the decade of \$75,350,243, or 52.5 per cent. For all except 7 of the denominations shown in the table as having reported parsonages both in 1906 and in 1916, there is also an increase in the value reported; and each of 18 denominations shows an increase of over 100 per cent. Most of the exceptionally high percentages of increase in total value are shown by denominations with only a few organizations reporting parsonages, but the Colored Methodist Episcopal Church, with 525 organizations reporting in 1916, shows an increase of \$314,559, or 132.4 per cent; the Christian Reformed Church, with 184 organizations reporting in 1916, an increase of \$328,845, or 113.3 per cent; and the Disciples of Christ, with 947 organizations reporting in 1916, an increase of \$1,212,527, or 109.6 per cent. The number of organizations of the Russian Orthodox Church reporting parsonages increased from 25 in 1906 to 96 in 1916, and the value of the parsonages

increased from \$112,243 to \$503,614, or 348.7 per cent. Marked increases in parsonage value are shown also by some of the denominations having 1,000 or more organizations reporting parsonages. The Southern Baptist Convention, with 1,820 organizations reporting parsonages in 1916, shows an increase in parsonage value from 1906 to 1916 of \$1,978,592, or 79.4 per cent; the Roman Catholic Church, with 8,976 organizations reporting parsonages in 1916, an increase in parsonage value of \$25,036,223, or 69 per cent; and the Methodist Episcopal Church, South, with 5,327 organizations reporting parsonages in 1916, an increase in parsonage value of \$4,512,143, or 62.1 per cent. Similarly, the African Methodist Episcopal Church, with 1,867 organizations reporting parsonages in 1916, shows an increase from 1906 to 1916 of \$770,306, or 61.4 per cent in parsonage value; the United Brethren in Christ, with 1,130 organizations reporting parsonages in 1916, shows an increase of \$873,565, or 61.4 per cent; and the Lutheran Synodical Conference, with 2,220 organizations reporting parsonages in 1916, an increase of \$2,171,812, or 60 per cent. The principal decreases from 1906 to 1916 in the value of parsonages reported are shown by the Free Baptists—\$347,576, or 76.5 per cent—and by the Cumberland Presbyterians—\$508,900, or 77.3 per cent. These decreases, together with the decrease of \$15,850, or 8.5 per cent, shown for the Evangelical Protestant Church, are explained by the corresponding decreases in the number of organizations reporting parsonages, referred to in the preceding paragraph.

In 1916 each of 24 denominations reported parsonages valued at more than \$1,000,000, and each of the 5 denominations following reported parsonages valued at over \$10,000,000: Roman Catholic Church, \$61,338,287; Methodist Episcopal Church, \$34,751,557; Protestant Episcopal Church, \$18,395,182; Presbyterian Church in the United States of America, \$17,048,494; Methodist Episcopal Church, South, \$11,777,753. Together these 5 denominations comprised almost two-thirds (65.5 per cent) of the total valuation reported by all denominations.

The Polish National Catholic Church of America shows, for 1916, the highest average value of parsonages per organization reporting—\$8,341. Then, in order, come the Roman Catholic Church, with \$6,834; the Unitarians, with \$6,356; and the Evangelical Protestant Church, with \$6,082. In contrast with these very high average values, however, many of the denominations show quite low average values in 1916. Thus, for example, in the Baptist bodies and in the Methodist bodies shown in the table each denomination shows an average value of parsonages per organization reporting which is below the average of \$3,353 reported for all denominations. Other important denominations showing a very low average value of parsonages per organization reporting in 1916 are:

United Brethren in Christ (Old Constitution), \$1,380; Cumberland Presbyterian Church, \$1,451; and Friends (Orthodox), \$1,556.

The comparatively low average value of parsonages per organization reporting shown for the Baptist and Methodist denominations, the United Brethren in Christ (Old Constitution), and the Cumberland Presbyterian Church is explained by the fact that in each of these denominations a large proportion of the organizations reporting parsonages are in small towns or country districts. On the other hand, the very high average value of parsonages shown for some of the other denominations is explained primarily by the fact that a large proportion of their organizations reporting parsonages are in cities or large towns.

There was an increase from 1906 to 1916 of \$706, or 26.7 per cent, in the average value of parsonages for all denominations. This increased average valuation of parsonages per organization reporting in 1916 as compared with 1906 may represent, first, a better average type of parsonage in 1916 than in 1906, or, second, a higher average cost of construction, or,

third, a higher average valuation reported by the church officials, or, what is most likely, it may represent a combination of these factors. In the Roman Catholic and Eastern Orthodox Churches the parsonage is frequently the residence of a number of priests, or is in some cases connected with the parish house.

The increase from 1906 to 1916 in the average value of parsonages per organization reporting was especially large for each of the following denominations: Polish National Catholic Church, \$3,055; Church of Jesus Christ of Latter Day Saints, \$2,443; Spiritualists (National Association), \$2,408; and Independent churches, \$2,219. None of these denominations is large, however, and the Spiritualists and the Independent churches show a decrease from 1906 to 1916 in the number of organizations reporting parsonages. A large decrease from 1906 to 1916 in the average value of parsonages per organization reporting is shown by each of 4 denominations: Pentecostal Church of the Nazarene, \$1,901; Salvation Army, \$1,642; Jewish congregations, \$1,575; and Reorganized Church of Jesus Christ of Latter Day Saints, \$428.

CHURCH EXPENDITURES.

This report on religious bodies presents for the first time statistics showing the cost of conducting local church organizations. The statistics are based upon answers to an inquiry calling for the total expenditures of each local organization during the year 1916, classified as follows: (1) Running expenses, including all local salaries, rent, fuel, light, janitor service, etc.; (2) repairs or improvements, including payments on church debts; (3) benevolences, including gifts for missions (city, home or foreign), ministerial relief, charity, etc.; (4) all other expenses, including payments toward general denominational expenses, as the expenses of offices, meetings, the salaries of bishops, secretaries, etc., and any miscellaneous payments that passed through the hands of the church treasurer.

The answers received showed some divergence in the interpretation of the above questions, but in the main they seemed to indicate with reasonable accuracy the scope and distribution of the expenditures of the local church organizations. It should be explained that the amounts reported here under "benevolences" are in no sense comparable with the amounts contributed to missionary, educational, or philanthropic work, presented in the section on "Work of Denominations in Domestic and Foreign Fields." The latter represents the total contributions of the denominations for such purposes, whether made by church organizations, by individuals, or through specially organized societies; while the item "benevolences" in this section simply unites all the amounts given by the local church for benevolent purposes, irrespective of their distribution.

Church expenditures are given for 1916, by denominations in detail, in Table 60 (p. 142). The following

table shows, for each denomination having 10,000 members or more in 1916, the total number of organizations, the number of organizations reporting expenditures, the total amount expended, and the average amount expended per organization reporting. As some organizations reported only the total amount of expenditures without giving the distribution, the table also shows the number of organizations making such report in detail, the total amount so reported, and its distribution under the various items of expense.

Of the 227,487 local church organizations in the United States in 1916, report concerning their church expenditures for the year was made by 203,859, or 89.6 per cent. The proportion of the organizations reporting their expenditures, however, varied greatly with the different denominations. In each of 18 of the denominations shown in the table, at least 98 per cent of the organizations reported their expenditures; and in 4 of these denominations expenditures were reported by all the organizations. On the other hand, in 4 denominations less than one-half the organizations reported expenditures. In most of the denominations, however, the proportion of organizations that failed to report expenditures was probably not great enough materially to affect the average amount of expenditures per organization.

The total expenditures reported for all denominations in 1916 amounted to \$328,809,999. Of the denominations presented in the table, 33 show expenditures of \$1,000,000 or more each, and 8 of these show \$10,000,000 or more. The Roman Catholic Church reported the largest amount of expenditures, \$72,358,136; the Methodist Episcopal Church, \$43,993,681; the Presbyterian in the United States of America, \$30,166,158;

and the Protestant Episcopal, \$22,509,942. Expenditures range from these large amounts to less than \$12,000 each, reported by 2 small Baptist bodies, but for which the report covered not much more than one-fourth of the organizations. The only value of a sta-

tistical presentation of the total amount of church expenditures is to show the large sums of money expended by the denominations in support of religious organizations and their work, and the relative positions of the different denominations in regard to these expenditures.

TABLE 16.—CHURCH EXPENDITURES REPORTED, BY PRINCIPAL DENOMINATIONS: 1916.
[The denominations presented in this table reported 10,000 members or more in 1916.]

DENOMINATION.	EXPENDITURES: 1916.									
	Total number of organizations.	Organizations reporting.	Amount expended.	Average per organization reporting.	Detail of expenditures.					
					Organizations reporting.	Amount reported.	Running expenses.	Repairs or improvements.	Benevolences.	All other expenses.
All denominations.....	227,487	203,859	\$328,809,999	\$1,613	196,988	\$315,623,206	\$168,425,225	\$74,986,159	\$47,473,981	\$24,637,841
Adventist bodies:										
Advent Christian.....	535	423	274,446	649	423	274,446	176,993	56,635	24,188	16,640
Seventh-day Adventist.....	2,011	1,737	1,887,772	1,087	1,737	1,887,772	353,719	122,805	1,001,157	410,091
Armenian Church.....	34	24	32,440	1,352	18	20,199	13,328	2,450	2,140	2,281
Baptist bodies:										
Baptists—										
Northern Baptist Convention.....	8,159	7,848	16,082,462	2,049	7,834	16,043,248	9,849,212	3,014,440	2,486,186	693,410
Southern Baptist Convention.....	23,627	21,078	15,063,743	715	20,766	14,938,039	7,705,581	3,263,488	3,290,904	678,066
National Baptist Convention.....	21,113	19,988	8,361,919	418	18,765	7,875,052	5,680,090	1,119,368	438,481	637,113
Free Baptists.....	171	153	123,363	806	153	123,363	84,192	24,356	9,399	5,416
Free Will Baptists.....	750	612	75,835	124	612	75,835	50,802	3,360	6,471	5,182
Colored Free Will Baptists.....	170	168	36,647	218	168	36,647	21,382	5,959	4,520	4,786
General Baptists.....	518	424	64,698	153	424	64,698	41,745	14,938	4,071	3,944
Regular Baptists.....	401	143	11,855	83	143	11,855	6,751	3,480	847	777
United Baptists.....	254	69	4,837	70	69	4,837	2,816	831	942	248
Primitive Baptists.....	2,143	964	96,270	100	964	96,270	58,235	34,094	2,618	1,323
Colored Primitive Baptists.....	336	170	22,881	135	170	22,881	15,817	4,183	1,837	1,044
Brethren, German Baptist (Dunkers):										
Church of the Brethren (Conservative).....	999	911	705,725	775	911	705,725	302,457	153,124	187,730	62,414
Brethren Church (Progressive).....	203	185	204,562	1,106	185	204,562	120,298	43,925	20,706	19,633
Brethren, Plymouth, I to VI.....	470	377	185,954	493	377	185,954	73,066	31,647	81,783	17,458
Christian Church (Christian Convention).....	1,265	1,103	644,044	584	1,098	639,954	415,371	123,073	61,561	39,949
Christian Union.....	220	176	47,079	267	176	47,079	40,508	3,071	1,663	1,937
Churches of Christ.....	5,570	2,168	679,191	313	1,815	541,045	318,403	116,193	56,782	49,667
Churches of God, General Eldership.....	443	402	266,338	663	402	266,338	145,827	65,943	25,347	29,221
Congregational Churches.....	5,867	5,619	14,220,133	2,531	5,541	14,036,254	8,654,969	2,507,790	2,372,243	501,252
Disciples of Christ.....	8,408	5,568	8,797,820	1,580	4,741	8,199,825	4,521,098	2,265,128	857,635	556,064
Eastern Orthodox Churches:										
Greek Church (Hellenic).....	87	74	230,288	3,112	43	139,440	75,121	37,796	6,032	20,491
Russian Church.....	169	165	549,776	3,332	165	549,776	192,082	113,133	25,023	219,538
Serbian Church.....	12	12	29,353	2,446	12	29,353	17,051	1,962	1,975	8,365
Syrian Church.....	25	24	28,498	1,187	24	28,498	20,505	3,783	971	3,239
Evangelical Association.....	1,636	1,615	1,939,368	1,201	1,581	1,915,035	831,604	366,280	372,205	344,946
Evangelical Protestant Church.....	37	37	197,194	5,330	37	197,194	87,250	88,689	14,033	7,322
Friends:										
Friends (Orthodox).....	809	757	714,166	943	723	695,858	359,342	162,283	105,546	68,687
Friends (Hicksite).....	166	156	100,777	646	142	93,082	35,824	23,623	21,437	9,198
German Evangelical Synod.....	1,336	1,303	2,375,690	1,823	1,303	2,375,690	1,382,657	519,898	327,690	145,445
Independent churches.....	679	513	765,815	1,493	464	675,841	399,606	120,912	118,297	37,026
Jewish congregations.....	1,901	1,516	4,352,935	2,871	1,321	3,514,077	2,860,904	226,257	173,843	253,073
Latter Day Saints:										
Church of Jesus Christ.....	965	948	804,068	848	945	803,693	255,310	230,969	206,400	111,014
Reorganized Church of Jesus Christ.....	565	422	145,036	344	384	134,654	47,263	41,035	27,301	18,785
Lutheran bodies:										
General Synod.....	1,846	1,810	4,342,251	2,399	1,748	4,265,824	2,083,792	1,354,778	679,707	147,547
United Synod, South.....	492	467	446,283	956	467	446,283	232,672	97,135	94,876	21,700
General Council.....	2,389	2,343	5,630,234	2,403	2,199	5,421,532	2,831,784	1,424,989	831,949	332,810
Synodical Conference.....	3,621	3,339	6,721,599	2,013	3,209	6,425,496	3,666,220	1,540,047	976,292	242,937
Norwegian Lutheran Church—										
Hauge's Synod.....	362	284	270,914	954	263	263,444	119,879	77,319	49,503	16,743
Synod for Norwegian Church.....	987	939	836,923	891	884	814,880	397,445	176,608	179,624	61,203
United Norwegian Church.....	1,391	1,356	1,431,715	1,056	1,227	1,371,711	581,591	407,959	285,358	96,803
Joint Synod of Ohio.....	827	806	1,256,673	1,559	788	1,243,040	686,461	260,899	237,540	68,140
Synod of Iowa.....	977	957	1,089,874	1,139	950	1,075,174	499,210	275,585	249,867	50,512
Danish Lutheran Church.....	101	97	105,356	1,086	95	104,786	63,568	22,472	12,340	6,406
Finnish, Suomi Synod.....	134	128	73,977	578	128	73,977	42,561	10,709	9,901	10,806
Lutheran Free Church (Norwegian).....	378	361	287,966	798	311	261,928	102,779	91,679	53,506	13,964
United Danish Lutheran Church.....	192	186	193,593	1,041	172	181,327	98,339	41,229	33,742	8,017
Mennonite bodies:										
Mennonite Church.....	307	281	156,069	555	281	156,069	44,647	27,221	78,019	6,182
General Conference of Mennonites.....	114	107	149,237	1,395	107	149,237	54,647	18,166	67,380	9,044
Methodist bodies:										
Methodist Episcopal.....	29,342	28,791	43,993,681	1,528	28,609	43,915,880	21,443,134	11,373,071	7,977,026	3,122,649
Methodist Protestant.....	2,473	2,393	1,509,243	631	2,393	1,509,243	991,447	361,083	156,713
Wesleyan Methodist Connection.....	579	525	329,294	627	622	324,903	145,204	85,462	46,819	47,418
Methodist Episcopal, South.....	19,220	18,751	17,139,398	914	18,749	17,130,378	8,062,343	3,933,473	2,862,361	2,272,201
Congregational Methodist.....	197	139	13,806	993	127	12,461	6,675	3,767	800	1,219
Free Methodist.....	1,606	1,426	772,038	541	1,425	769,158	480,694	126,166	81,179	81,119
African Methodist Episcopal.....	6,636	6,516	3,413,395	524	6,260	3,313,316	2,101,476	609,645	220,686	381,509
African Methodist Episcopal Zion.....	2,716	2,641	1,700,737	644	2,683	1,649,091	1,051,012	248,579	112,236	237,214
Colored Methodist Episcopal.....	2,621	2,613	1,736,692	665	2,613	1,736,692	1,003,003	354,410	200,388	178,891
Moravian Church (Unitas Fratrum).....	110	109	309,180	2,837	109	309,180	157,845	59,826	75,222	16,787
Pentecostal Church of the Nazarene.....	867	712	588,706	827	663	604,754	257,215	93,194	78,502	75,843
Polish National Catholic Church.....	34	32	149,839	4,682	30	142,839	83,237	30,913	8,420	20,260
Presbyterian bodies:										
Presbyterian Church in the United States of America.....	9,660	9,059	30,166,158	3,330	8,686	29,403,361	16,909,903	5,447,261	6,065,169	1,981,028
Cumberland Presbyterian.....	1,317	1,009	330,905	328	809	278,724	169,431	66,745	18,187	24,361
Colored Cumberland Presbyterian.....	136	127	39,497	311	112	35,730	24,274	5,468	5,781	207
Welsh Calvinistic Methodist.....	185	129	173,977	1,349	129	173,977	108,054	24,350	23,391	18,182

CHURCH EXPENDITURES.

57

TABLE 16.—CHURCH EXPENDITURES REPORTED, BY PRINCIPAL DENOMINATIONS: 1916—Continued.

DENOMINATION.	Total number of organizations.	EXPENDITURES: 1916.								
		Organizations reporting.	Amount expended.	Average per organization reporting.	Detail of expenditures.					
					Organizations reporting.	Amount reported.	Running expenses.	Repairs or improvements.	Benevolences.	All other expenses.
Presbyterian bodies—Continued.										
United Presbyterian.....	991	974	\$3,094,945	\$3,178	968	\$3,064,649	\$1,641,128	\$448,005	\$842,748	\$132,768
Presbyterian Church in the United States.....	3,368	3,101	5,809,909	1,874	3,101	5,809,909	2,757,638	1,034,665	1,695,080	324,526
Associate Reformed Presbyterian.....	133	133	178,138	1,330	133	178,138	99,691	25,472	39,893	13,082
Protestant Episcopal Church.....	7,392	6,831	22,509,942	3,295	6,831	22,509,942	12,685,790	4,002,868	3,867,397	1,953,887
Reformed bodies:										
Reformed Church in America.....	715	705	2,746,065	3,895	693	2,696,546	1,695,551	391,494	536,763	72,738
Reformed Church in the United States.....	1,761	1,714	3,247,773	1,895	1,663	3,171,981	1,659,829	715,433	645,430	151,289
Christian Reformed Church.....	226	221	715,193	3,236	212	694,765	328,375	125,428	192,225	48,737
Reformed Episcopal Church.....	75	75	180,880	2,412	61	171,424	111,862	10,040	42,250	7,272
Roman Catholic Church.....	17,487	13,722	72,358,136	5,273	12,323	64,332,584	31,716,201	22,638,027	3,920,581	6,057,775
Salvation Army.....	749	744	1,722,120	2,315	742	1,714,288	1,032,714	49,931	128,730	502,913
Scandinavian Evangelical bodies:										
Swedish Mission Covenant.....	324	311	522,352	1,680	288	483,865	309,136	98,928	48,346	27,455
Spiritualists (National Association).....	346	278	173,048	622	269	156,544	124,373	15,592	5,553	11,026
Unitarians.....	414	399	1,485,556	4,026	326	1,365,275	1,032,780	151,462	141,570	39,463
United Brethren bodies:										
United Brethren in Christ.....	3,487	3,373	3,315,238	983	3,148	3,086,830	1,517,208	746,851	414,237	408,534
United Brethren in Christ (Old Constitution).....	409	402	185,865	462	402	185,865	105,444	28,838	28,804	22,779
United Evangelical Church.....	957	927	1,111,264	1,199	926	1,110,684	530,256	301,263	188,864	90,301
Universalists.....	650	573	1,069,075	1,866	562	1,037,152	770,091	156,857	55,094	55,120
Volunteers of America.....	97	67	232,010	3,463	67	232,010	123,497	10,759	69,818	27,936
All other denominations.....	4,185	3,054	2,670,282	874	2,989	2,602,291	1,463,550	474,947	500,310	163,464

Table 16 shows that of the 203,859 organizations reporting expenditures, 196,988 organizations, or 96.6 per cent, reported their expenditures in detail, and that such expenditures constituted 96 per cent of all expenditures reported. Expenditures reported in detail amounted to \$315,523,206 and were distributed as follows: Running expenses, \$168,425,225, or 53.4 per cent of the total; repairs or improvements, \$74,986,159, or 23.8 per cent; benevolences, \$47,473,981, or 15 per cent; and all other expenses, \$24,637,841, or 7.8 per cent. It is apparent from the table, however, that the distribution of expenditures varied greatly with the different denominations. Thus, for all denominations, 15 per cent of the expenditures were for benevolences, but the percentage was 53 for the Seventh-day Adventist Denomination and only 6.1 for the Roman Catholic Church. Similarly, for all denominations, 23.8 per cent of the expenditures were for repairs or improvements, but the percentage fell below 10 for some of the denominations. There was, however, as the table shows, less variation among denominations in the proportion which running expenses constituted of the total expenditures.

The average amount of expenditures per organization reporting in 1916 was for all organizations \$1,613, but the average varied greatly with the different denominations. The highest average per organization—\$5,330—is shown by the Evangelical Protestant Church; for the Roman Catholic Church the average was \$5,273; for the Polish National Catholic Church of America, \$4,682; and for the Unitarians, \$4,026. The lowest average per organization—\$70—is reported by the United Baptists, and the next lowest by the Regular Baptists—\$83. In contrast with the very low averages shown by these two Baptist bodies, the

Northern Baptist Convention shows an average per organization of \$2,049. Likewise, of the Methodist bodies shown in the table, the average amount expended per organization reporting varied from \$524 for the African Methodist Episcopal Church to \$1,528 for the Methodist Episcopal Church. In the Presbyterian bodies, the Colored Cumberland Presbyterian Church shows an average per organization of only \$311, as against an average of \$3,330 for the Presbyterian Church in the United States of America.

For many purposes, a statement of the average amount of expenditures per organization reporting is not entirely satisfactory, since the local organization is not a very good unit of measurement. Neither the need for expenditures nor the ability to contribute is the same in each organization, but, to a considerable extent, must vary directly as the membership. Therefore, the average amount of expenditures per member should be quite significant. This can not be precisely determined for the denominations which did not make a full report of both membership and expenditures. For a considerable number of the denominations shown in Table 16, however, both membership and expenditures were reported by a very large proportion of the organizations, and it is safe to assume for these denominations that the organizations which did not report membership, and those which did not report expenditures, were average organizations in these respects. On this assumption, the number of members and the amount of expenditures were raised to 100 per cent and the average expenditure per member computed therefrom. The results of these computations, in comparison with the average expenditure per organization reporting, are shown in Table 17, covering 51 separate denominations, in each of which substan-

tially 90 per cent of the organizations made report concerning amount of expenditures. In this table the denominations are arranged in the order of their rank in average expenditure per member.

DENOMINATION.	CHURCH EXPENDITURES: 1916.				
	Total amount.	Approximate average per member.		Average per organization reporting.	
		Amount.	Rank.	Amount.	Rank.
All denominations.....	\$328,809,999	\$8.73	\$1,613	...
Protestant Episcopal Church.....	22,509,942	22.16	1	3,295	5
Unitarians.....	1,485,556	20.06	2	4,026	1
Presbyterian Church in the United States of America.....	30,166,158	19.92	3	3,330	4
United Presbyterian Church.....	3,094,945	19.59	4	3,178	7
Reformed Church in America.....	2,746,065	19.22	5	3,895	2
Christian Reformed Church.....	715,193	18.91	6	3,236	6
Congregational Churches.....	14,220,133	18.74	7	2,531	9
Swedish Mission Covenant.....	522,352	18.66	8	1,680	17
Presbyterian Church in the United States.....	5,809,909	17.61	9	1,874	15
Wesleyan Methodist Connection.....	329,294	17.47	10	627	44
Evangelical Association.....	1,939,368	16.26	11	1,201	23
Baptists—Northern Convention.....	16,082,462	13.55	12	2,049	12
United Evangelical.....	1,111,264	12.77	13	1,199	24
Welsh Calvinistic Methodist.....	173,977	12.41	14	1,349	21
Methodist Episcopal Church.....	43,993,681	12.05	15	1,528	19
Lutheran—General Synod.....	4,342,251	11.95	16	2,399	11
Moravian Church (Unitas Fratrum).....	309,180	11.83	17	2,337	8
Associate Reformed Presbyterian.....	178,138	11.78	18	1,339	22
United Danish Lutheran Church.....	193,593	11.53	19	1,041	29
Free Baptists.....	123,363	10.97	20	806	35
Lutheran—Free Church (Norwegian).....	287,986	10.65	21	798	36
Lutheran—General Council.....	5,630,234	10.61	22	2,403	10
Churches of God, General Eldership.....	266,338	10.28	23	663	40
General Conference of Mennonites.....	149,237	10.22	24	1,395	20
United Brethren (Old Constitution).....	185,865	9.88	25	462	48
United Brethren in Christ.....	3,315,238	9.81	26	933	30
Reformed Church in the United States.....	3,247,773	9.67	27	1,895	14
Lutheran—Synodical Conference.....	6,721,599	9.37	28	2,013	13
Brethren Church (Progressive Dunkers).....	204,562	9.24	29	1,106	26
Lutheran—Synod of Iowa.....	1,089,874	8.50	30	1,139	25
United Norwegian Lutheran Church.....	1,431,715	8.34	31	1,056	28
Methodist Protestant Church.....	1,509,243	8.34	32	631	43
Lutheran—United Synod, South.....	446,283	8.30	33	956	31
Methodist Episcopal, South.....	17,139,398	8.29	34	914	33
Friends (Orthodox).....	714,166	8.22	35	943	32
Synod for Norwegian Lutheran Church.....	836,923	7.81	36	891	34
Lutheran—Joint Synod of Ohio.....	1,256,673	7.81	37	1,559	18
Danish Lutheran Church.....	105,356	7.55	38	1,086	27
Church of the Brethren (Conservative).....	705,725	7.35	39	775	37
German Evangelical Synod.....	2,375,690	7.14	40	1,823	16
Colored Methodist Episcopal.....	1,736,692	7.09	41	665	39
African Methodist Episcopal Zion.....	1,700,737	6.80	42	644	42
African Methodist Episcopal.....	3,413,395	6.34	43	524	47
Friends (Hicksite).....	100,777	6.24	44	646	41
Baptists—Southern Convention.....	15,063,743	6.22	45	715	38
Russian Orthodox Church.....	548,778	5.65	46	3,332	3
Mennonite Church.....	156,069	4.88	47	555	46
Lutheran—Finnish, Suomi Synod.....	73,977	4.10	48	378	45
Colored Cumberland Presbyterian.....	39,467	3.23	49	311	50
Baptists—National Convention.....	8,361,919	3.00	50	413	49
Colored Free Will Baptists.....	36,647	2.76	51	218	51

The table shows that of the 51 denominations represented only 4 had the same rank both in approximate average expenditure per member and average amount per organization. These 4 denominations are the Christian Reformed Church, with a rank of 6; the Northern Baptist Convention, with a rank of 12; the African Methodist Episcopal Zion, with a rank of 42; and the Colored Free Will Baptists, with a rank of 51. For 26 denominations there was a variation in rank of from 1 to 5, and for 6 denominations a variation of from 6 to 10, but for the remaining 15 denominations there was a much wider variation in rank. In the case of the Russian Orthodox Church, one of the denominations which includes all baptized persons as members (see p. 28), the wide variation was due to the very large number of members per organization, making a small average expenditure per member. This is also true of the Roman Catholic Church, which is omitted from the table on account of the large percentage of organizations making no report of expenditures. A similar computation for this denomination shows an approximate average expenditure per member of \$5.83 and an average expenditure per organization of \$5,271.

So far as can be determined from the table, there appears to be no uniformity among denominations as to the average amount of expenditures per member. Among the denominations shown, the average varied from \$22.16 for the members of the Protestant Episcopal Church to \$2.76 for the members of the Colored Free Will Baptist Church. Of these two denominations, the former reported more than half of its members living in cities of 25,000 or over, while the latter reported no members living in such cities. As a general statement, it may be said that most of the denominations which show a low average amount of expenditures per member have a large proportion of their membership in small cities or rural districts, but the reverse is not true in all cases that a high average expenditure per member is only shown by denominations having the greater proportion of members in large cities.

SUNDAY SCHOOLS.

The statistics of Sunday schools, as given in this report, relate both to denominational schools, as derived from the schedules returned by the local church organizations, and to undenominational or union Sunday schools, as supplied by the International Sunday School Association. Inquiries concerning Sunday schools were also made at the census of 1906, so that it is possible in this report to present comparative statistics for the two censuses.

DENOMINATIONAL SUNDAY SCHOOLS.

Statistics for denominational Sunday schools for 1916 are given in Table 60 (p. 142), and comparative figures for 1906 are presented in Table 67 (p. 526).

The following table shows, for 1916 and 1906, for each denomination reporting 10,000 members or more in 1916, the number and per cent of organizations reporting Sunday schools; the number of schools reported; the number of officers and teachers; and the number of scholars with their increase during the decade.

According to Table 18, the total number of organizations reporting Sunday schools in 1916 was 186,183; the number of Sunday schools reported was 194,759; the number of officers and teachers, 1,952,631; and the number of scholars, 19,935,890. Compared with 1906, the table shows that the percentage of organizations reporting Sunday schools rose from 79 to 81.8 and that there was an increase of 35.7 per cent in the

SUNDAY SCHOOLS.

number of scholars reported. There was also an increase during the decade in the number of schools and of officers and teachers, the percentages of increase being 9.3 and 18.4, respectively.

TABLE 18.—SUNDAY SCHOOLS, OFFICERS AND TEACHERS, AND SCHOLARS, BY PRINCIPAL DENOMINATIONS: 1916 AND 1906.

[The denominations presented in this table reported 10,000 members or more in 1916.]

DENOMINATION.	SUNDAY SCHOOLS CONDUCTED BY CHURCH ORGANIZATIONS.										Increase ¹ in number of scholars: 1906-1916.	
	1916					1906					Number.	Per cent.
	Number of organizations reporting.	Per cent of total organizations.	Number of Sunday schools reported.	Number of officers and teachers.	Number of scholars.	Number of organizations reporting.	Per cent of total organizations.	Number of Sunday schools reported.	Number of officers and teachers.	Number of scholars.		
All denominations.....	186,183	81.8	194,759	1,952,631	19,935,890	167,574	79.0	178,214	1,648,664	14,685,997	5,249,893	35.7
Adventist bodies:												
Advent Christian.....	379	70.8	383	3,134	21,007	362	65.8	367	2,376	16,941	4,066	24.0
Seventh-day Adventist.....	1,803	89.7	1,929	15,298	74,863	1,656	87.7	1,813	11,033	50,225	24,638	49.1
Armenian Church.....	6	(*)	7	17	665	4	(*)	4	9	340	325	95.6
Baptist bodies:												
Baptists—												
Northern Baptist Convention.....	7,517	92.1	8,188	112,901	1,028,952	7,346	88.8	8,220	102,506	851,269	177,683	20.9
Southern Baptist Convention.....	17,555	74.3	18,162	160,171	1,065,996	14,371	68.1	15,035	106,017	1,014,690	651,306	64.2
National Baptist Convention.....	19,909	94.3	20,099	123,817	1,181,270	17,478	94.3	17,910	100,069	924,665	256,605	27.8
Free Baptists.....	141	82.5	147	1,532	11,642	1,059	78.7	1,089	9,170	65,101	-53,459	-82.1
Free Will Baptists.....	390	52.0	396	2,547	22,421	263	33.3	263	1,440	12,720	9,701	76.3
Colored Free Will Baptists ²	87	51.2	90	488	4,168	100	40.8	100	382	3,307	861	26.0
General Baptists.....	305	58.9	305	2,140	18,545	230	44.4	240	1,520	11,658	6,887	59.1
Regular Baptists ³	50	12.5	50	284	2,587
United Baptists.....	16	6.3	17	92	701	21	10.7	23	168	1,360	-659	-48.5
Colored Primitive Baptists ³	87	25.9	88	406	3,201	166	20.8	166	911	6,224	-3,023	-48.6
Brethren, German Baptist (Dunkers):												
Church of the Brethren (Conservative) ³	899	90.0	1,279	12,629	111,686	708	86.1	1,057	9,212	66,595	45,091	67.7
Brethren Church (Progressive).....	183	90.1	193	2,402	29,728	156	77.2	164	1,564	11,850	11,878	100.2
Brethren, Plymouth, I to VI.....	245	52.1	261	1,135	11,678	199	49.4	210	892	8,911	2,767	31.1
Christian Church (Christian Convention) ³	1,110	87.7	1,115	11,093	91,853	1,136	82.4	1,149	10,510	72,963	18,890	25.9
Christian Union.....	172	78.2	173	1,479	11,582	168	77.4	169	1,514	9,234	2,348	25.4
Churches of Christ.....	3,408	61.2	3,441	15,213	167,809	1,225	46.2	1,260	5,112	56,086	111,723	199.2
Churches of God, General Eldership.....	388	87.6	393	4,706	39,259	398	76.8	411	4,253	29,487	9,772	33.1
Congregational Churches.....	5,537	94.4	5,804	77,607	654,922	5,327	93.2	5,741	75,801	638,089	16,833	2.6
Disciples of Christ.....	7,549	89.8	7,706	84,596	942,879	6,676	80.5	6,818	65,364	578,418	364,461	63.0
Eastern Orthodox Churches:												
Greek Church (Hellenic).....	17	(*)	17	27	1,088	4	1.2	4	6	371	717	193.3
Russian Church.....	116	68.6	126	150	6,739	1	(*)	1	2	75	6,664	(*)
Serbian Church.....	8	(*)	9	11	653	1	(*)	1	13	640	640	(*)
Syrian Church.....	8	(*)	8	31	515	1	(*)	1	1	50	465	930.0
Evangelical Association.....	1,535	93.8	1,574	19,897	172,129	1,571	89.3	1,631	19,977	121,822	50,307	41.3
Evangelical Protestant Church ³	36	(*)	38	795	7,997	60	(*)	61	1,225	11,362	-3,365	-29.6
Friends:												
Friends (Orthodox).....	702	86.8	718	7,885	64,583	723	82.8	762	6,931	47,612	16,971	35.6
Friends (Hicksite).....	104	62.7	107	831	6,296	116	53.2	118	771	5,944	352	5.9
German Evangelical Synod.....	1,203	90.0	1,244	14,234	145,377	1,086	90.1	1,111	12,079	116,106	29,271	25.2
Independent Churches.....	463	80.0	488	4,286	39,077	922	76.6	922	6,732	57,680	-18,063	-32.3
Jewish congregations.....	615	32.4	697	3,528	66,522	561	31.7	600	2,239	49,514	17,008	34.3
Latter Day Saints:												
Church of Jesus Christ.....	942	97.6	1,058	18,066	152,930	660	96.6	766	14,765	113,139	39,791	35.2
Reorganized Church of Jesus Christ.....	501	88.7	558	6,061	28,222	376	75.0	403	3,742	16,946	11,276	66.5
Lutheran bodies:												
General synod.....	1,766	95.7	1,810	30,657	311,501	1,628	93.9	1,696	26,288	225,948	85,553	37.9
United Synod, South.....	438	89.0	441	4,784	43,697	380	84.6	385	3,901	30,039	13,658	45.5
General Council.....	2,179	91.2	2,385	33,954	307,595	1,914	89.2	2,110	28,845	254,832	52,713	20.7
Synodical Conference ²	1,370	37.8	1,584	10,237	110,300	1,446	43.0	1,558	6,181	94,594	15,706	16.6
Norwegian Lutheran Church—												
Hauge's Synod.....	269	74.3	298	1,571	14,011	194	71.3	218	1,101	8,995	5,016	55.8
Synod for Norwegian Church.....	429	43.5	465	2,817	24,313	370	39.9	443	1,945	18,714	5,599	29.9
United Norwegian Church.....	806	57.9	873	5,723	44,042	842	71.5	995	5,109	43,714	328	0.8
Joint Synod of Ohio.....	687	83.1	714	5,641	66,773	601	77.8	624	4,395	47,609	19,164	40.3
Synod of Iowa.....	769	83.1	808	3,546	38,120	614	74.2	640	2,449	27,642	10,478	37.9
Danish Lutheran Church.....	65	64.4	68	263	2,981	58	(*)	64	231	2,983	-2	-0.1
Finnish, Suomi Synod.....	112	83.6	203	1,362	9,752	77	73.3	108	571	4,515	5,237	116.0
Lutheran Free Church (Norwegian).....	243	64.3	267	1,450	10,285	211	65.9	233	1,127	7,479	2,806	37.5
United Danish Lutheran Church.....	165	85.9	178	1,012	7,777	142	71.7	153	775	6,116	1,661	27.2
Mennonite bodies:												
Mennonite Church ³	270	87.9	289	4,130	37,096	210	75.8	227	2,765	22,165	14,931	67.4
General Conference of Mennonites.....	105	92.1	109	1,377	17,594	84	(*)	89	1,148	12,472	5,122	41.1
Methodist bodies:												
Methodist Episcopal.....	27,549	93.9	28,580	391,949	3,872,264	26,869	89.7	28,102	351,312	2,700,742	1,171,522	43.4
Methodist Protestant.....	2,081	84.1	2,116	20,778	177,918	2,118	74.5	2,181	18,970	141,086	36,832	26.1
Wesleyan Methodist Connection.....	500	86.4	529	3,912	29,850	475	80.0	505	3,442	21,463	8,387	39.1
Methodist Episcopal, South.....	16,308	84.8	16,690	152,177	1,688,559	13,846	77.7	14,306	113,328	1,040,160	648,399	62.3
Congregational Methodist.....	147	74.6	147	790	8,034	181	55.7	182	1,146	8,785	-751	-8.5
Free Methodist.....	1,150	71.6	1,197	8,763	58,553	1,066	68.6	1,124	7,493	41,443	17,110	41.3
African Methodist Episcopal.....	6,084	91.7	6,277	45,350	311,051	6,056	91.1	6,285	41,941	292,689	18,362	6.3
Colored Methodist Episcopal.....	2,535	93.3	2,544	18,982	135,102	2,060	93.5	2,092	16,245	107,692	27,410	25.5
Colored Methodist Episcopal.....	2,541	96.9	2,543	18,890	167,880	2,207	92.7	2,328	12,375	92,457	75,423	81.6
Moravian Church (Unitas Fratrum).....	104	94.5	112	1,494	14,954	107	91.5	119	1,413	12,901	2,053	15.9
Pentecostal Church of the Nazarene.....	727	83.9	747	6,029	40,575	80	80.0	82	824	5,039	35,536	705.2
Polish National Catholic Church.....	27	(*)	27	40	2,927	20	(*)	22	26	1,289	1,638	127.1
Presbyterian bodies:												
Presbyterian Church in the United States of America.....	8,848	91.6	9,631	140,756	1,381,682	7,393	93.2	8,300	118,602	1,045,056	336,626	32.2
Cumberland Presbyterian.....	903	68.6	906	6,618	53,431	1,817	63.8	1,846	15,596	120,311	-66,880	-55.6
Colored Cumberland Presbyterian.....	133	97.8	139	928	7,471	192	98.0	192	933	6,952	519	7.5
Welsh Calvinistic Methodist.....	127	94.1	127	1,446	10,789	136	92.5	138	1,681	11,347	-558	-4.9
United Presbyterian.....	976	98.5	1,019	15,160	156,072	948	97.9	991	12,841	115,963	40,109	34.6
Presbyterian Church in the United States.....	2,744	81.5	3,273	32,312	313,165	2,301	74.1	2,699	24,327	189,767	123,398	65.0
Associate Reformed Presbyterian ³	128	96.2	146	1,379	13,411	126	89.4	131	1,109	9,732	3,679	37.8

¹ A minus sign (-) denotes decrease.

² Per cent not shown where base is less than 100.

³ For changes in denominations, see pp. 530 and 531.

⁴ Per cent not shown where it exceeds 1,000.

RELIGIOUS BODIES.

TABLE 18.—SUNDAY SCHOOLS, OFFICERS AND TEACHERS, AND SCHOLARS, BY PRINCIPAL DENOMINATIONS: 1916 AND 1906—Continued.

DENOMINATION.	SUNDAY SCHOOLS CONDUCTED BY CHURCH ORGANIZATIONS.											
	1916					1906					Increase ¹ in number of scholars: 1906-1916.	
	Number of organizations reporting.	Per cent of total organizations.	Number of Sunday schools reported.	Number of officers and teachers.	Number of scholars.	Number of organizations reporting.	Per cent of total organizations.	Number of Sunday schools reported.	Number of officers and teachers.	Number of scholars.	Number.	Per cent.
Protestant Episcopal Church.....	5,552	75.1	5,790	55,918	489,036	5,211	76.1	5,601	51,048	464,351	24,685	5.3
Reformed bodies:												
Reformed Church in America.....	697	97.5	799	12,538	123,092	639	97.0	757	12,089	120,705	2,387	2.0
Reformed Church in the United States.....	1,658	94.2	1,738	29,389	304,250	1,569	90.4	1,677	25,191	222,324	81,926	36.8
Christian Reformed Church.....	188	83.2	214	1,681	24,445	133	76.4	150	1,424	18,340	6,105	33.3
Reformed Episcopal Church.....	70	(²)	72	878	8,603	76	(²)	89	959	9,864	-1,261	-12.8
Roman Catholic Church.....	11,748	67.2	12,800	71,370	1,860,836	9,406	75.4	11,172	62,470	1,481,535	379,301	25.6
Salvation Army.....	705	94.1	716	4,680	41,295	574	82.7	579	2,437	17,346	23,949	138.1
Scandinavian Evangelical bodies: ³												
Swedish Mission Covenant.....	305	94.1	322	3,464	30,937	258	91.8	291	2,862	24,888	6,049	24.3
Spiritualists (National Association) ³	75	21.7	81	450	3,180	75	16.5	76	436	2,699	481	17.8
Unitarians.....	331	80.0	334	3,064	19,675	358	77.7	364	3,592	24,005	-4,330	-18.0
United Brethren bodies:												
United Brethren in Christ.....	3,251	93.2	3,299	41,223	402,838	3,325	89.1	3,409	37,993	278,764	124,074	44.5
United Brethren in Christ (Old Constitution).....	367	89.7	376	3,740	24,113	452	79.0	461	4,176	22,556	1,557	6.9
United Evangelical Church.....	905	94.6	944	13,908	129,453	883	90.3	918	12,136	93,176	86,277	38.9
Universalists.....	467	71.8	467	5,170	33,272	596	70.4	600	6,585	42,201	-8,929	-21.2
Volunteers of America.....	26	(²)	26	128	1,483	36	(²)	36	223	1,736	-253	-14.6
All other denominations.....	2,567	61.3	2,668	19,179	166,315	2,179	59.0	2,276	15,814	117,999	48,316	40.9

* A minus sign (-) denotes decrease.

² Per cent not shown where base is less than 100.³ For changes in denominations, see pp. 530 and 531.

The number of organizations reporting Sunday schools increased from 167,574 to 186,183, or 11.1 per cent, which may be contrasted with the gain of 7.2 per cent in the number of church organizations as a whole, showing that the extension of Sunday schools has been proportionately greater than that of church organizations. This extension of Sunday school work is further indicated by contrasting the percentage of increase in the number of scholars, 35.7, with that in number of church members, 19.6. The increase may be in part explained by the increasing custom of including adult classes, and by the formation of a home department for those unable to attend the regular services, but it also indicates that churches are extending their work with respect to Sunday schools.

In comparing these statistics for the different denominations, it must be borne in mind that they relate entirely to what is known as the Sunday school, and do not cover parochial or other institutions which supplement, or sometimes take the place of, the Sunday school. Thus, it will be noted that the percentage of Sunday schools in the larger Baptist, Methodist, and Presbyterian bodies, the Protestant Episcopal Church, and kindred bodies is high, as compared with the Roman Catholic Church, many of the Lutheran synods, and the Jewish congregations, where the purpose of the Sunday school is met to a considerable degree by a different type of school—in the Roman Catholic Church and the Lutheran bodies by parochial schools, and in the Jewish congregations by various forms of religious schools, or what are known as Talmud Torah schools. It does not follow, therefore, that the actual measure of

religious instruction to children is indicated distinctively by the percentage of organizations reporting Sunday schools. The parochial schools of the Roman Catholic Church and of some Lutheran churches, while conducted during the week, give religious as well as secular education, and, as has been stated, to a considerable extent take the place of Sunday schools.

The denominations in which 95 per cent or more of their organizations reported Sunday schools were the United Presbyterian Church, 98.5 per cent; the Colored Cumberland Presbyterian Church, 97.8 per cent; the Church of Jesus Christ of Latter Day Saints, 97.6 per cent; Reformed Church in America, 97.5 per cent; Colored Methodist Episcopal Church, 96.9 per cent; Associate Reformed Presbyterian Church, 96.2 per cent; Lutheran General Synod, 95.7 per cent.

The denominations reporting over 1,000,000 scholars were the Methodist Episcopal Church, 3,872,264; Roman Catholic Church, 1,860,836; Methodist Episcopal Church, South, 1,688,559; Southern Baptist Convention, 1,665,996; Presbyterian Church in the United States of America, 1,381,682; National Baptist Convention (Negro), 1,181,270; Northern Baptist Convention, 1,028,952.

Among the bodies that supplement the Sunday school with parochial or other schools, it is noticeable that in the Roman Catholic Church Sunday schools were reported by 67.2 per cent of the organizations; in the Jewish congregations by 32.4 per cent; and in the Synod for the Norwegian Lutheran Church by 43.5 per cent. In the Russian Orthodox Church, 116 organizations, representing 68.6 per cent of the total, reported 126 Sunday schools, with 150 officers and

SUNDAY SCHOOLS.

teachers and 6,739 scholars, which would indicate that in many cases the school was really a Sunday class led by a single priest. The situation was similar in the Greek and other Eastern Churches.

Of the denominations included in the table, only a few showed a decrease in Sunday school statistics. The decrease in the Free Baptists, the Evangelical Protestant

Church, and the Cumberland Presbyterian Church was due in each case to partial consolidation of denominations, as explained in preceding sections of this report.

Table 19 gives, for 1916 and 1906, statistics of Sunday schools, by geographic divisions and states, with the increase in the number of scholars during the decade.

TABLE 19.—DENOMINATIONAL SUNDAY SCHOOLS FOR ALL DENOMINATIONS, BY DIVISIONS AND STATES: 1916 AND 1906.

DIVISION AND STATE.	DENOMINATIONAL SUNDAY SCHOOLS.						Increase ¹ in number of scholars: 1906-1916.	
	1916			1906			Num. Ber.	Per cent.
	Number of Sunday schools reported.	Number of officers and teachers.	Number of scholars.	Number of Sunday schools reported.	Number of officers and teachers.	Number of scholars.		
UNITED STATES.....	194,759	1,952,631	19,935,890	178,214	1,648,664	14,685,997	5,249,893	35.7
GEOGRAPHIC DIVISIONS:								
New England.....	7,942	111,073	1,105,119	7,915	108,824	985,853	119,266	12.1
Middle Atlantic.....	24,378	380,633	4,052,130	23,853	338,810	3,296,709	755,421	22.9
East North Central.....	32,065	386,048	4,028,299	32,144	345,694	2,974,713	1,053,586	35.4
West North Central.....	26,403	256,484	2,449,855	26,561	224,690	1,830,422	619,433	33.8
South Atlantic.....	40,655	337,852	3,408,250	35,763	273,704	2,412,617	995,633	41.3
East South Central.....	27,004	191,964	1,913,790	23,543	147,368	1,317,753	596,037	45.2
West South Central.....	23,905	182,886	1,795,993	19,408	124,719	1,115,408	680,585	61.0
Mountain.....	5,387	52,734	494,359	3,617	35,993	319,264	175,095	54.8
Pacific.....	7,020	72,957	688,095	5,410	48,862	433,258	254,837	58.8
NEW ENGLAND:								
Maine.....	1,479	14,881	130,433	1,450	13,420	107,440	22,993	21.4
New Hampshire.....	796	8,272	77,593	763	7,815	64,865	12,728	19.6
Vermont.....	782	7,487	61,109	872	8,200	61,277	-168	-0.3
Massachusetts.....	3,015	53,047	555,236	2,999	51,882	491,697	63,539	12.9
Rhode Island.....	500	8,513	90,393	491	8,187	80,901	9,492	11.7
Connecticut.....	1,370	13,873	190,355	1,340	19,320	179,673	10,682	5.9
MIDDLE ATLANTIC:								
New York.....	8,616	118,473	1,296,956	8,795	123,319	1,247,051	49,905	4.0
New Jersey.....	3,042	47,002	501,766	2,785	42,613	404,095	97,661	24.2
Pennsylvania.....	12,720	195,158	2,263,418	12,273	172,878	1,645,563	607,856	36.9
EAST NORTH CENTRAL:								
Ohio.....	8,970	123,153	1,330,312	9,226	111,122	939,469	390,843	41.6
Indiana.....	5,979	73,633	735,967	5,879	63,042	516,809	219,158	42.4
Illinois.....	8,271	103,857	1,083,048	8,173	92,913	825,323	257,725	31.2
Michigan.....	4,351	54,128	555,007	4,830	49,547	414,421	140,586	33.9
Wisconsin.....	3,894	31,277	323,965	4,036	28,770	278,691	45,274	16.2
WEST NORTH CENTRAL:								
Minnesota.....	3,876	32,723	328,883	3,975	29,521	273,223	55,660	20.4
Iowa.....	5,144	56,005	540,174	5,575	54,016	413,548	126,626	30.6
Missouri.....	6,828	67,893	664,567	6,917	59,678	504,770	159,797	31.7
North Dakota.....	1,916	11,491	102,411	1,511	7,407	61,199	41,212	67.3
South Dakota.....	1,656	10,590	98,825	1,463	8,587	71,554	27,271	35.1
Nebraska.....	2,689	27,879	253,765	2,845	24,242	192,443	61,322	31.9
Kansas.....	4,294	50,133	461,230	4,275	41,239	313,685	147,545	47.0
SOUTH ATLANTIC:								
Delaware.....	442	5,825	56,280	441	5,604	49,926	6,354	12.7
Maryland.....	2,797	34,193	329,626	2,608	31,174	261,440	68,186	26.1
District of Columbia.....	338	6,783	75,094	297	5,338	56,771	18,323	32.3
Virginia.....	4,461	60,083	598,379	5,965	50,229	430,452	167,927	39.0
West Virginia.....	4,050	24,624	337,682	3,486	27,577	212,577	125,105	58.9
North Carolina.....	8,930	69,599	739,215	7,293	53,132	487,261	251,954	51.7
South Carolina.....	5,413	42,851	452,047	5,020	35,054	328,829	123,218	37.5
Georgia.....	8,619	80,229	613,947	8,052	50,246	460,769	153,178	33.2
Florida.....	3,605	23,685	206,930	2,603	15,350	124,592	81,388	65.3
EAST SOUTH CENTRAL:								
Kentucky.....	5,704	44,800	476,566	4,723	33,833	314,667	161,899	51.5
Tennessee.....	6,894	51,131	523,681	6,101	40,875	355,550	168,131	47.3
Alabama.....	7,847	53,612	524,935	6,808	40,238	361,279	163,656	45.3
Mississippi.....	6,569	42,421	388,608	5,911	32,422	286,257	102,351	35.8
WEST SOUTH CENTRAL:								
Arkansas.....	5,302	38,238	342,947	4,398	27,979	230,238	112,709	49.0
Louisiana.....	3,399	21,698	221,326	3,320	17,963	177,739	43,587	24.5
Oklahoma.....	4,030	31,888	313,346	3,012	20,684	173,896	139,450	80.2
Texas.....	11,174	91,062	918,374	8,678	58,093	533,535	384,839	72.1
MOUNTAIN:								
Montana.....	1,013	6,579	59,788	477	3,298	33,891	25,897	76.4
Idaho.....	907	9,945	80,623	509	6,043	45,437	35,186	77.4
Wyoming.....	345	2,716	23,129	202	1,556	13,472	9,657	71.7
Colorado.....	1,304	14,181	139,406	1,099	10,446	98,919	42,487	43.8
New Mexico.....	715	3,855	45,122	364	1,716	20,050	25,072	125.0
Arizona.....	340	2,945	80,894	217	1,703	14,967	15,917	106.3
Utah.....	654	11,731	108,257	575	10,681	89,887	18,370	20.4
Nevada.....	109	782	7,150	84	550	4,641	2,509	54.1
PACIFIC:								
Washington.....	2,151	20,866	184,630	1,631	13,870	114,467	70,163	61.3
Oregon.....	1,423	13,786	120,162	1,090	9,545	75,119	45,043	60.0
California.....	3,446	38,305	383,303	2,689	25,447	243,672	139,631	57.3

¹ A minus sign (-) denotes decrease.

Of the geographic divisions, the South Atlantic reported for 1916 the largest number of schools, and the Middle Atlantic the largest number of scholars. Among the states, Pennsylvania reported for 1916 the largest number of Sunday schools (12,720), officers and teachers (195,158), and scholars (2,253,418). Other states that reported over 1,000,000 scholars were Ohio, 1,330,312; New York, 1,296,956; and Illinois, 1,083,048.

Only one state—Vermont—showed a decrease since 1906 in number of scholars, although, besides Vermont, seven states belonging to the Middle Atlantic and North Central divisions showed a decrease in the number of schools—New York, Ohio, Wisconsin, Minnesota, Iowa, Missouri, and Nebraska. The states reporting the highest percentage of increase in number of scholars were New Mexico, 125 per cent; Arizona, 106.3 per cent; Oklahoma, 80.2 per cent; Idaho, 77.4 per cent; and Montana, 76.4 per cent. In general, increases and decreases coincide with the development of church extension or the consolidation for greater efficiency, noted elsewhere in connection with church organizations and membership, the greater extension being in the West and South and the greater consolidation being in the North and East.

UNDENOMINATIONAL OR UNION SUNDAY SCHOOLS.

Undenominational or union Sunday schools are organized mostly in pioneer or evangelistic extension work in communities removed from the reach of organized church work, either in rural districts or on

the outlying borders of large cities. Under the head of "undenominational schools" are grouped those schools independent of any denominational relations. Sometimes these schools are the result of local movements, but usually they are under the auspices of special societies, as the American Sunday School Union, or the International Sunday School Association, the former working chiefly in the Eastern states, the latter in the West but extending its work into Canada and the dependencies of the United States. Union Sunday schools are generally composed of representatives of different denominations, no one of which is strong enough in membership to establish an organization of its own. Both undenominational and union Sunday schools trend toward the establishment of churches, which often affiliate with one or another denomination according to circumstances, but sometimes become independent or union churches.

Through a system of county organization, the International Sunday School Association has been able throughout the country to keep in touch with Sunday schools that are not identified with local church organizations, and in 1916, as in 1906, this Association furnished to the Bureau of the Census for the report on religious bodies the most complete statistics for those schools that could be gathered.

The following table presents, for 1916 and 1906, the statistics for these schools, together with the increase or decrease in scholars during the decade, by states and geographic divisions:

TABLE 20.—UNDENOMINATIONAL OR UNION SUNDAY SCHOOLS, BY DIVISIONS AND STATES: 1916 AND 1906.

DIVISION AND STATE.	UNDENOMINATIONAL OR UNION SUNDAY SCHOOLS.							
	1916			1906			Increase ¹ in number of scholars: 1906-1916.	
	Number of Sunday schools reported.	Number of officers and teachers.	Number of scholars.	Number of Sunday schools reported.	Number of officers and teachers.	Number of scholars.	Number.	Per cent.
UNITED STATES.....	12,535	89,952	621,670	14,508	97,410	651,814	-30,144	-4.6
GEOGRAPHIC DIVISIONS:								
New England.....	413	3,246	18,661	492	3,480	19,183	-522	-2.7
Middle Atlantic.....	1,671	17,220	125,516	1,822	18,196	116,361	9,155	7.9
East North Central.....	1,755	14,084	92,321	2,392	17,842	122,852	-30,531	-24.9
West North Central.....	2,741	19,209	123,940	3,808	23,765	152,918	-28,978	-19.0
South Atlantic.....	1,593	9,814	74,535	1,651	9,900	69,313	5,222	7.5
East South Central.....	1,157	6,911	55,243	1,196	6,721	51,848	3,395	6.5
West South Central.....	1,645	9,960	70,465	1,995	10,864	77,963	-7,498	-9.6
Mountain.....	748	4,518	28,718	587	3,308	21,078	7,640	36.2
Pacific.....	812	4,990	32,271	565	3,334	20,298	11,973	59.0
NEW ENGLAND:								
Maine.....	127	887	4,496	207	1,391	6,156	-1,660	-27.0
New Hampshire.....	41	274	2,059	72	1,876	1,876	183	9.8
Vermont.....	65	485	1,877	30	229	1,347	530	39.3
Massachusetts.....	84	764	4,736	112	952	6,085	-1,349	-22.2
Rhode Island.....	16	160	895	15	143	890	5	0.6
Connecticut.....	80	676	4,598	56	483	2,829	1,769	62.5
MIDDLE ATLANTIC:								
New York.....	328	3,150	24,448	394	3,520	26,249	-1,801	-6.9
New Jersey.....	201	1,874	14,679	219	1,889	11,926	2,753	23.1
Pennsylvania.....	1,142	12,196	86,389	1,209	12,787	78,186	8,203	10.5
EAST NORTH CENTRAL:								
Ohio.....	342	2,834	19,453	457	3,630	28,065	-8,612	-30.7
Indiana.....	268	2,179	13,580	343	2,699	15,265	-1,685	-11.0
Illinois.....	377	3,962	27,730	540	4,405	31,203	-3,473	-11.1
Michigan.....	550	3,681	22,944	707	5,472	37,823	-14,879	-39.3
Wisconsin.....	218	1,428	8,614	345	1,636	10,496	-1,882	-17.9

¹ A minus sign (-) denotes decrease.

SUNDAY SCHOOLS.

TABLE 20.—UNDENOMINATIONAL OR UNION SUNDAY SCHOOLS, BY DIVISIONS AND STATES: 1916 AND 1906—Contd.

DIVISION AND STATE.	UNDENOMINATIONAL OR UNION SUNDAY SCHOOLS.							
	1916			1906			Increase ¹ in number of scholars: 1906-1916.	
	Number of Sunday schools reported.	Number of officers and teachers.	Number of scholars.	Number of Sunday schools reported.	Number of officers and teachers.	Number of scholars.	Number.	Per cent.
WEST NORTH CENTRAL:								
Minnesota.....	526	2,630	15,873	523	2,780	18,176	-1,303	-7.2
Iowa.....	287	2,124	12,861	530	3,263	21,003	-8,142	-38.8
Missouri.....	679	5,547	37,951	682	4,480	32,852	5,099	15.5
North Dakota.....	116	703	4,084	105	570	3,665	419	11.4
South Dakota.....	100	723	3,811	302	1,541	9,209	-5,398	-58.6
Nebraska.....	344	2,548	14,529	531	3,470	18,484	-3,955	-21.4
Kansas.....	689	4,934	33,831	1,135	7,661	49,529	-15,698	-31.7
SOUTH ATLANTIC:								
Delaware.....	9	44	436	7	51	387	49	12.7
Maryland.....	49	578	3,998	66	864	5,031	-1,033	-20.5
District of Columbia.....	5	54	779	5	54	779	-	-
Virginia.....	464	2,740	19,604	555	2,978	21,215	-1,611	-7.6
West Virginia.....	271	2,009	15,070	213	1,460	11,200	3,870	34.6
North Carolina.....	258	1,322	11,853	218	1,113	8,142	3,721	45.7
South Carolina.....	94	675	6,383	79	615	5,243	1,140	21.7
Georgia.....	380	2,069	14,509	404	2,232	14,011	498	3.6
Florida.....	68	377	2,672	103	533	3,305	-633	-19.2
EAST SOUTH CENTRAL:								
Kentucky.....	397	2,514	24,446	552	3,408	29,324	-4,878	-16.6
Tennessee.....	378	2,034	13,526	393	1,892	13,667	-141	-1.0
Alabama.....	234	1,465	10,338	109	666	4,589	5,749	125.3
Mississippi.....	148	898	6,933	142	755	4,268	2,665	62.4
WEST SOUTH CENTRAL:								
Arkansas.....	276	1,612	12,981	444	2,358	18,293	-5,312	-29.0
Louisiana.....	152	820	7,046	173	718	6,671	375	5.6
Oklahoma.....	513	3,559	26,073	672	3,815	28,051	-1,978	-7.1
Texas.....	704	3,969	24,365	706	3,973	24,948	-583	-2.3
MOUNTAIN:								
Montana.....	45	250	1,894	31	156	1,335	559	41.9
Idaho.....	104	689	4,158	64	347	2,391	1,757	73.9
Wyoming.....	60	272	1,533	88	413	2,448	-915	-37.4
Colorado.....	301	1,774	11,585	308	1,905	11,817	-232	-2.0
New Mexico.....	132	1,000	5,612	45	208	1,207	4,405	365.0
Arizona.....	72	331	2,717	20	138	715	2,002	280.0
Utah.....	13	82	618	24	102	721	-103	-14.3
Nevada.....	21	120	601	7	39	444	157	35.4
PACIFIC:								
Washington.....	325	2,224	13,732	179	1,194	7,311	6,421	87.8
Oregon.....	227	1,033	8,491	187	1,108	6,347	2,144	33.8
California.....	260	1,733	10,048	199	1,032	6,640	3,408	51.3

¹ A minus sign (-) denotes decrease.

The total number of schools of this class reported for 1916 was 12,535; the number of officers and teachers, 89,952; and the number of scholars, 621,670. These figures, when compared with 1906, show a loss in each item. An examination of the table shows that the loss in number of scholars extended over half the states (24 out of 48) and the District of Columbia, and the loss in number of schools, which is probably more significant, extended over 29 states and the District of Columbia.

Considered geographically, the greatest losses occurred in the East North Central division, where every state lost both in number of schools and of scholars; in the West North Central division, where this was true in all but two states; and in the West South Central division, where every state lost in number of schools, and all but Louisiana in the number of scholars. These three divisions, with New England, showed a loss in number of schools and scholars, and three other geographic divisions showed a loss in number of schools, the Mountain and Pacific divisions being the only two that showed an increase in both schools and scholars.

Although the principal increases are shown in the western sections of the country, it is to be noted that

Pennsylvania, in spite of a decrease in the number of schools, showed an increase of over 8,000 in number of scholars—the highest numerical increase in any state—due, no doubt, largely to the work of the American Sunday School Union in the rural and mining districts. High percentages of increase in number of scholars are shown in New Mexico and Arizona—365 and 280, respectively—and in Alabama—125.3.

In general, it appears from the table that, as sections of the country are more thoroughly reached by the denominational agencies and the need of pioneer work is less manifest, the number and strength of the undenominational and union schools lessen, but it does not follow that the Sunday school work itself grows weaker. This is shown by the review of the general Sunday school extension, including both classes of schools, which follows.

ALL SUNDAY SCHOOLS.

The following table gives, for 1916 and 1906, statistics for all Sunday schools, including both the denominational and undenominational or union schools, by geographic divisions and states:

RELIGIOUS BODIES.

TABLE 21.—ALL SUNDAY SCHOOLS, BY DIVISIONS AND STATES: 1916 AND 1906.

DIVISION AND STATE.	ALL SUNDAY SCHOOLS.							
	1916			1906			Increase in number of scholars: 1906-1916.	
	Number of Sunday schools reported.	Number of officers and teachers.	Number of scholars.	Number of Sunday schools reported.	Number of officers and teachers.	Number of scholars.	Number.	Per cent.
UNITED STATES.....	207,294	2,042,583	20,557,560	192,722	1,746,074	15,337,811	5,219,749	34.0
GEOGRAPHIC DIVISIONS:								
New England.....	8,355	114,319	1,123,780	8,407	112,304	1,005,036	118,744	11.8
Middle Atlantic.....	26,049	377,853	4,177,646	25,675	357,006	3,413,070	764,576	22.4
East North Central.....	33,820	400,132	4,120,620	34,536	363,536	3,097,565	1,023,055	33.0
West North Central.....	29,144	275,693	2,573,795	30,369	248,455	1,983,340	590,455	29.8
South Atlantic.....	42,248	347,666	3,482,785	37,414	283,604	2,481,930	1,000,855	40.3
East South Central.....	28,161	198,875	1,969,033	24,739	154,089	1,369,601	599,432	43.8
West South Central.....	25,550	192,846	1,866,458	21,403	135,583	1,193,371	673,087	56.4
Mountain.....	6,135	57,252	523,077	4,204	39,301	340,342	182,735	53.7
Pacific.....	7,832	77,947	720,366	6,975	52,196	453,556	266,810	58.8
NEW ENGLAND:								
Maine.....	1,606	15,768	134,929	1,657	14,811	113,596	21,333	18.8
New Hampshire.....	837	8,546	79,652	835	8,097	66,741	12,911	19.3
Vermont.....	847	7,972	62,986	902	8,429	62,624	362	0.6
Massachusetts.....	3,099	53,811	559,972	3,111	52,834	497,782	62,190	12.5
Rhode Island.....	516	6,673	91,288	506	8,330	81,791	9,497	11.6
Connecticut.....	1,450	19,549	194,953	1,396	19,803	182,502	12,451	6.8
MIDDLE ATLANTIC:								
New York.....	8,944	121,623	1,321,404	9,189	126,839	1,273,300	48,104	3.8
New Jersey.....	3,243	48,876	516,435	3,004	44,502	416,021	100,414	24.1
Pennsylvania.....	13,862	207,354	2,339,807	13,482	185,665	1,723,749	616,058	35.7
EAST NORTH CENTRAL:								
Ohio.....	9,312	125,987	1,349,765	9,683	114,752	967,534	382,231	39.5
Indiana.....	6,247	75,812	749,547	6,222	65,741	532,074	217,473	40.9
Illinois.....	8,648	107,819	1,110,778	8,713	97,318	856,526	254,252	29.7
Michigan.....	5,601	57,809	577,951	6,537	55,319	452,244	125,707	27.8
Wisconsin.....	4,112	32,705	332,679	4,381	30,406	289,187	43,392	15.0
WEST NORTH CENTRAL:								
Minnesota.....	4,402	35,353	315,756	4,498	32,301	291,399	54,357	18.7
Iowa.....	5,431	58,129	553,035	6,105	57,279	434,551	118,484	27.3
Missouri.....	7,507	73,440	702,518	7,599	64,158	647,622	164,896	30.7
North Dakota.....	2,032	11,994	106,495	1,616	7,977	64,864	41,631	64.2
South Dakota.....	1,756	11,283	102,636	1,765	10,128	80,763	21,873	27.1
Nebraska.....	3,033	30,427	268,294	3,376	27,712	210,927	57,367	27.2
Kansas.....	4,983	55,067	495,061	5,410	48,900	363,214	131,847	36.3
SOUTH ATLANTIC:								
Delaware.....	451	5,869	66,716	448	5,655	50,313	6,403	12.7
Maryland.....	2,846	34,771	333,624	2,672	32,038	266,471	67,153	25.2
District of Columbia.....	338	6,763	75,094	302	6,392	57,650	17,544	30.5
Virginia.....	6,925	62,823	617,983	6,521	53,207	451,667	166,316	36.8
West Virginia.....	4,321	36,633	352,752	3,699	29,037	223,777	128,975	67.6
North Carolina.....	9,188	70,921	751,078	7,511	54,245	495,403	255,675	61.6
South Carolina.....	5,507	43,526	458,430	5,099	35,669	334,072	124,358	37.2
Georgia.....	8,999	62,298	628,456	8,456	62,478	474,780	153,676	32.4
Florida.....	3,673	24,062	208,652	2,706	15,883	127,897	80,765	63.1
EAST SOUTH CENTRAL:								
Kentucky.....	6,101	47,314	501,012	5,275	37,241	343,991	157,021	45.6
Tennessee.....	7,282	65,165	637,207	6,494	42,767	369,217	167,990	45.5
Alabama.....	8,081	55,077	535,273	6,917	40,904	365,868	169,405	46.3
Mississippi.....	6,717	43,319	396,641	6,053	33,177	290,525	106,016	36.1
WEST SOUTH CENTRAL:								
Arkansas.....	5,678	39,850	355,928	4,842	30,337	248,531	107,397	43.2
Louisiana.....	3,651	22,518	228,372	3,493	18,681	184,410	43,962	23.8
Oklahoma.....	4,543	35,447	339,419	3,684	24,490	201,947	137,472	68.1
Texas.....	11,878	95,031	942,739	9,384	62,066	558,483	384,256	68.8
MOUNTAIN:								
Montana.....	1,058	6,829	61,682	508	3,454	35,226	26,456	75.1
Idaho.....	1,011	10,634	84,781	663	6,390	47,828	36,963	77.3
Wyoming.....	406	2,988	24,862	290	1,969	15,920	8,742	54.9
Colorado.....	1,605	15,955	150,991	1,407	12,351	108,736	42,255	33.9
New Mexico.....	847	4,856	50,734	409	1,924	10,257	29,477	138.7
Arizona.....	412	3,276	33,601	237	1,841	15,682	17,919	114.3
Utah.....	667	11,813	103,875	699	10,783	90,608	18,267	20.2
Nevada.....	130	902	7,761	91	689	5,085	2,666	52.4
PACIFIC:								
Washington.....	2,476	23,090	198,362	1,810	15,064	121,778	76,584	62.9
Oregon.....	1,650	14,819	128,653	1,277	10,653	81,466	47,187	57.9
California.....	3,706	40,038	393,351	2,888	26,479	250,312	143,039	57.1

From this table it appears that the total number of Sunday schools reported in 1916 was 207,294, of officers and teachers, 2,042,583, and of scholars, 20,557,560. These figures represent, as compared with those for 1906, an increase of 14,572, or 7.6 per cent, in number of schools; 296,509, or 17 per cent, in number of officers and teachers; and 5,219,749, or

34 per cent, in number of scholars. Each geographic division and each state showed an increase in the number of scholars, though three divisions—the New England and the East and West North Central—and a number of states showed a decrease in the number of schools reported. It appears that any loss in the number of scholars in one class is made up by an

increase in the other. Thus, the East North Central division, which showed a loss of 30,531 in number of scholars in the undenominational or union Sunday schools, had a gain of 1,053,586 in the denominational schools, making a net gain of 1,023,055 for all Sunday schools. Vermont, the only state that showed a loss (168) in number of scholars in the denominational Sunday schools, reported a gain (530) in the number in undenominational schools; while all states that reported a decrease in number of scholars in the undenominational and union schools reported a gain in the denominational schools.

The opposite table shows, for 1916 and 1906, the per cent of all Sunday schools, and of each class of Sunday schools comprised within each geographic division, and, also, the per cent of all Sunday schools in each geographic division represented by denominational and undenominational schools.

This table shows that the proportion of the total number of Sunday schools was less in most of the eastern divisions in 1916 than in 1906, but was greater in the South and West, following closely the development of church organizations in the more settled sections and in those where pioneer work is still being carried on. Thus, the proportion of all Sunday schools in New England fell from 4.4 in 1906 to 4 in 1916, and in the Middle Atlantic division from 13.3 to 12.6; while in the South Atlantic division it rose from 19.4 to 20.4, in the Mountain division from 2.2 to 3, and in the Pacific division from 3.1 to 3.8. This was also true in general of the denominational Sunday schools,

but in regard to the undenominational or union schools the trend was still more marked, showing a decided decrease in the New England and East and West North Central divisions, and an increase in the South Atlantic, Mountain, and Pacific divisions. In the Middle Atlantic division, the increase in the proportion of undenominational and union schools may be explained by the extension work carried on in Pennsylvania by the American Sunday School Union of Philadelphia.

Table 22

DIVISION.	PER CENT DISTRIBUTION BY GEOGRAPHIC DIVISIONS.						PER CENT OF ALL SUNDAY SCHOOLS.			
	All Sunday schools.		Denom- inational Sunday schools.		Unde- noma- tional Sunday schools.		Denom- inational Sunday schools.		Unde- noma- tional Sunday schools.	
	1916	1906	1916	1906	1916	1906	1916	1906	1916	1906
United States	100.0	100.0	100.0	100.0	100.0	100.0	94.0	92.5	6.0	7.5
New England	4.0	4.4	4.1	4.4	3.3	3.4	95.1	94.1	4.9	5.9
Middle Atlantic	12.6	13.3	12.5	13.4	13.3	12.6	93.6	92.9	6.4	7.1
East North Central	16.3	17.9	16.5	18.0	14.0	16.5	94.8	93.1	5.2	6.9
West North Central	14.1	15.8	13.6	14.9	21.9	26.2	90.6	87.5	9.4	12.5
South Atlantic	20.4	19.4	20.9	20.1	12.7	11.4	96.2	95.6	3.8	4.4
East South Central	13.6	12.8	13.9	13.2	9.2	8.2	95.9	95.2	4.1	4.8
West South Central	12.3	11.1	12.3	10.9	13.1	13.8	93.6	90.7	6.4	9.3
Mountain	3.0	2.2	2.8	2.0	6.0	4.0	87.8	86.0	12.2	14.0
Pacific	3.8	3.1	3.6	3.0	6.5	3.9	89.6	90.5	10.4	9.5

In general, the Sunday schools of the United States in this development appear to follow the same general lines as the organized churches, and to be emphasizing effectiveness rather than extension, any decrease in either class indicating a change of relations rather than a lessening of activities.

MINISTERS.

The statistics of ministers, as given in this report, cover not only a statement of the total number of ministers connected with each denomination, derived from denominational sources, but also a classification of ministers according to their relation to church work and a statement of the salaries received by them for strictly church work, derived from individual returns.

NUMBER OF MINISTERS.

The number of ministers reported as on the rolls of the various denominations was obtained from denominational yearbooks and minutes, from lists furnished by denominational officials, or by special agents commissioned by the Bureau of the Census, and from persons acquainted with the conditions in bodies which publish no yearbooks or are loosely organized. The total number of ministers thus reported in 1916 is compared with similar figures for 1906 and 1890 in Table 23. In this table each denomination is credited with the number of ministers claimed by itself, irrespective of any difference in the interpretation of the term "minister." In general, those persons are included who are duly authorized to administer the sacraments and to perform all the usual

functions of the ministry, whether or not in actual service as pastors of churches; or those who are regularly set apart or are duly authorized to perform the functions of leadership in religious services or in church life. In most Christian bodies the number is limited, as in 1906, to those fully ordained, but in a few bodies licentiates, or elders, evidently performing full ministerial functions, were accepted. In many cases the number includes evangelists, not identified with any local church; in Jewish congregations it frequently, though apparently not always, includes cantors and readers as well as rabbis; in the Society for Ethical Culture it includes those selected as leaders and authorized to perform the marriage ceremony; in the Salvation Army, Volunteers of America, and American Rescue Workers, it includes all commissioned officers, irrespective of the particular service to which they are detailed. The Churches of Christ have elders but refuse to recognize the title "Minister" or to use the prefix "Reverend." No ministers at all were reported for the following 16 bodies: Bahais, Christiansadelphians, Communistic societies (2 bodies), Hicksite Friends, Primitive Friends, Plymouth Brethren (6 bodies), and Theosophical societies (4 bodies).

RELIGIOUS BODIES.

TABLE 23.—NUMBER OF MINISTERS REPORTED, BY DENOMINATIONS: 1916, 1906, AND 1890.

DENOMINATION.	NUMBER OF MINISTERS REPORTED.			DENOMINATION.	NUMBER OF MINISTERS REPORTED.		
	1916	1906	1890		1916	1906	1890
Total, denominations represented	191,796	164,830	111,036				
Adventist bodies:				Latter Day Saints:			
Advent Christian.....	770	528	883	Church of Jesus Christ.....	4,790	824	543
Seventh-day Adventist.....	582	488	284	Reorganized Church of Jesus Christ.....	1,200	950	1,500
Church of God (Adventist).....	46	20	19	Lithuanian National Catholic Church.....	3		
Life and Advent Union.....	15	40	50	Lutheran bodies:			
Churches of God in Christ Jesus.....	50	58	94	General Synod.....	1,514	1,311	966
American Rescue Workers ¹	30	59		United Synod, South.....	250		201
Armenian Church.....	17	12	7	General Council.....	1,684	1,393	61,153
Assembly of God, General Council.....	600			Synodical Conference ¹	2,918	2,407	1,282
Baptist bodies:				Norwegian Lutheran Church—			
Baptists—				Hauge's Synod.....	129	122	58
Northern Baptist Convention.....	8,631	7,360	6,885	Synod for Norwegian Church.....	447	359	194
Southern Baptist Convention.....	15,946	13,316	8,957	United Norwegian Church.....	578	453	109
National Baptist Convention.....	19,423	17,117	5,468	Joint Synod of Ohio.....	567	547	237
General Six Principle Baptists.....	9	8	14	Synod of Buffalo.....	38	27	20
Seventh Day Baptists.....	75	90	115	Eielsen's Synod.....	6		
Free Baptists.....	178	1,160	1,493	Synod of Iowa.....	585	483	(9)
Free Will Baptists.....	873	600	118	Danish Lutheran Church.....	71	58	108
Colored Free Will Baptists ¹	294	136		Icelandic Synod.....	5	10	1
Free Will Baptists (Bullockites).....	3	4		Immanuel Synod.....	23	17	21
General Baptists.....	589	525	332	Finnish, Suomi Synod.....	32	24	8
Separate Baptists.....	47	100	19	Lutheran Free Church (Norwegian).....	169	140	
Regular Baptists ¹	494			United Danish Lutheran Church.....	142	99	740
United Baptists.....	411	260	25	Finnish Lutheran National Church.....	21	16	
Duck River (Baptist Church of Christ).....	110	99	80	Apostolic Lutheran Church (Finnish).....	36	78	
Primitive Baptists ¹	1,292	1,500	2,040	Lutheran Brethren (Norwegian).....	10	7	
Colored Primitive Baptists ¹	600	1,450		Jehovah Conference.....	6	9	
Two-Seed-in-the-Spirit Baptists.....	35	35	300	Mennonite bodies:			
Brethren, German Baptist (Dunkers):				Mennonite Church ¹	509	477	564
Church of the Brethren (Conservative) ¹	3,054	1,784	1,622	Hutterian Brethren ¹	32	9	9
Old Order German Baptist.....	215	195	237	Conservative Amish.....	30		
Brethren Church (Progressive).....	351	269	224	Old Order Amish ¹	253	141	71
German Seventh Day Baptists.....	7	7	5	Church of God in Christ.....	17	17	18
Church of God (New Dunkers).....	9	(9)	(9)	Old Order Mennonite (Wisler) ¹	32	18	17
Brethren, River:				Reformed Mennonite.....	26	34	42
Brethren in Christ.....	203	170	128	General Conference of Mennonites.....	194	143	97
Old Order or Yorker.....	25	24	7	Defenseless Mennonites.....	24	23	18
United Zion's Children.....	20	22	20	Defenseless Mennonites.....	95	70	31
Buddhists:				Mennonite Brethren in Christ.....	81	19	
Japanese temples.....	34	14		Mennonite Brethren Church ¹	34	17	37
Catholic Apostolic Church.....	13	14	95	Krimmer Brueder-Gemeinde.....	7		
Christian and Missionary Alliance ¹	114	10		Kleine Gemeinde.....	33	18	
Christian Church (Christian Convention) ¹	1,213	1,011	1,435	Central Conference of Mennonites ¹	2	17	
Christian Union.....	211	295	183	Conference of Defenseless Mennonites ¹	9		
Church of God and Saints of Christ.....	101	75		Stauffer Mennonites.....	22		
Church of Messianic Message.....	4			Methodist bodies:			
Churches of Christ ¹	2,507	2,100		Methodist Episcopal.....	18,642	17,479	15,423
Churches of God, General Assembly.....	477			Methodist Protestant.....	1,340	1,852	1,441
Churches of God, General Eldership.....	427	482	522	Wesleyan Methodist Connection.....	436	553	600
Churches of the Living God:				Primitive Methodist.....	74	80	60
Church of the Living God.....	30			Methodist Episcopal, South.....	7,498	5,811	4,801
Church of the Living God, Christian Workers for Fellowship ¹	300	71		Congregational Methodist.....	250	324	150
Church of the Living God, General Assembly ¹	14	30		Free Methodist.....	1,397	1,270	657
Churches of the New Jerusalem:				New Congregational Methodist.....	27	59	20
General Convention.....	87	108	119	African Methodist Episcopal.....	8,175	6,200	3,321
General Church.....	35	22		African Methodist Episcopal Zion.....	3,962	3,082	1,565
Congregational Churches	6,040	5,802	5,058	Colored Methodist Protestant.....	33	(9)	(9)
Disciples of Christ.....	5,938	6,641	3,773	Union American Methodist Episcopal.....	205	64	32
Eastern Orthodox Churches:				African Union Methodist Protestant.....	260	187	40
Albanian Church.....	3			Colored Methodist Episcopal.....	3,402	2,671	1,800
Bulgarian Church.....	4			Reformed Zion Union Apostolic.....	45	33	30
Greek Church (Hellenic).....	125	35	1	African American Methodist Episcopal.....	35	(9)	(9)
Rumanian Church.....	2			Reformed Methodist Union Episcopal.....	25	72	
Russian Church.....	164	65	13	Moravian bodies:			
Serbian Church.....	29	9		Moravian Church (Unitas Fratrum).....	138	125	414
Syrian Church.....	30	9		Bohemian and Moravian Brethren.....	44	3	
Evangelical Association:				Independent Bohemian and Moravian Brethren.....	3		
Evangelical Protestant Church ¹	1,051	942	1,235	New Apostolic Church.....	20	19	(9)
Evangelistic associations:	34	59	44	Nonsectarian Churches of Bible Faith.....	26	50	
Apostolic Church.....	5			Old Catholic Churches in America:			
Apostolic Christian Church.....	50	19		Old Roman Catholic.....	12		1
Apostolic Faith.....	26	(9)		American Catholic.....	7		
Christian Congregation.....	32	28		Catholic Church of North America.....	12		
Church of Daniel's Band.....	19	15		Pentecostal Church of the Nazarene.....	897	170	
Church of God as Organized by Christ.....	14			Pentecostal Holiness Church.....	282		
Church Transcendent.....	2			Polish National Catholic Church ¹	45	24	
Hopzhilah Faith Missionary Association.....	38	38		Presbyterian bodies:			
Lumber River Mission.....	4	5		Presbyterian Church in the United States of America.....	9,299	7,603	45,934
Metropolitan Church Association.....	122	29		Cumberland Presbyterian.....	728	1,514	1,861
Missionary Church Association.....	59	35		Colored Cumberland Presbyterian.....	430	375	393
Peniel Missions.....	33	30		Welsh Calvinistic Methodist.....	67	87	100
Pentecost Bands of the World.....	40	50		United Presbyterian.....	995	994	731
Pillar of Fire ¹	14	35		Presbyterian Church in the United States.....	1,820	1,606	1,129
Voluntary Missionary Society.....	11	11		Associate Synod of North America.....	7	12	12
Free Christian Zion Church of Christ.....	29	20		Associate Reformed Presbyterian ¹	106	111	133
Friends:				Reformed Presbyterian Synod.....	135	128	124
Friends (Orthodox).....	1,232	1,325	1,113	Reformed Presbyterian, General Synod ¹	15	26	29
Friends (Wilburite).....	50	47	38	Protestant Episcopal Church.....	5,544	5,368	44,146
German Evangelical Synod.....	1,078	972	680	Reformed bodies:			
Holiness Church.....	28			Reformed Church in America.....	756	710	558
Independent churches.....	54	(9)	54	Reformed Church in the United States.....	1,242	1,180	880
International Apostolic Holiness Church ¹	259	178		Christian Reformed Church.....	185	131	68
Jacobite Church (Assyrian).....	1			Hungarian Reformed Church.....	30	18	
Jewish congregations.....	721	1,084	200	Reformed Episcopal Church.....	88	84	78
				Roman Catholic Church.....	20,287	15,177	49,166
				Salvation Army.....	2,848	3,030	

¹ For changes in denominations, see pp. 530 and 531.² Not reported.³ Figures for Catholic Apostolic Church for 1890 include figures for New Apostolic Church, not reported separately.⁴ Includes figures for Alaska, not reported separately.⁵ Includes figures for the United Evangelical Church, not reported separately.⁶ Figures for Lutheran—General Council for 1890 include figures for Synod of Iowa, not reported separately.⁷ Figures are for the Danish Church Association.

TABLE 23.—NUMBER OF MINISTERS REPORTED, BY DENOMINATIONS: 1916, 1906, AND 1890—Continued.

DENOMINATION.	NUMBER OF MINISTERS REPORTED.			DENOMINATION.	NUMBER OF MINISTERS REPORTED.		
	1916	1906	1890		1916	1906	1890
Scandinavian Evangelical bodies: ¹				Temple Society in the United States.....	2	3	4
Swedish Mission Covenant.....	342	347		Unitarians.....	531	541	515
Swedish Free Church ¹	96	148		United Brethren bodies:			
Norwegian-Danish Free Church.....	68			United Brethren in Christ.....	1,912	1,935	2,267
Schwenkfelders.....	4	5	3	United Brethren in Christ (Old Constitution)....	407	500	531
Social Brethren.....	10	15	17	United Evangelical Church.....	610	553	(²)
Society for Ethical Culture.....	5	(²)	(²)	Universalists.....	561	724	708
Spiritualists:				Vedanta Society.....	3	(⁴)	(⁴)
Spiritualists (National Association).....	500	185		Volunteers of America.....	307	302	
Progressive Spiritual Church.....	20			All other denominations.....		1,553	399

¹ For changes in denominations, see pp. 530 and 531.
² No regular ministry.

³ Not reported separately; included with figures for the Evangelical Association.
⁴ Not reported.

In using the figures contained in this table, it is to be remembered that in many cases the numbers given are estimates. There is some divergence, as already noted, as to the persons to be included, and reports for successive periods are not infrequently made up on different bases. The figures, therefore, must not be taken as strictly accurate, though they may be regarded as sufficiently comparable for general purposes. The decrease in the number reported for the Disciples of Christ is due chiefly to more careful reporting and to a clearer distinction drawn between that body and two others with which it is frequently confused—the Christian Church (American Christian Convention) and the Churches of Christ. In the Cumberland Presbyterian Church the decrease is explained by the union of a large portion of that body with the Presbyterian Church in the United States of America; in the two Primitive Baptist bodies there has been considerable disintegration and loss both of ministers and churches; in the Methodist Protestant Church, the Salvation Army, and the Jewish congregations, there appears to have been a change in method of reporting, the number in 1916 being on a more restricted basis. In the Church of Jesus Christ of Latter Day Saints, on the other hand, the figures for 1916 are so much larger than those for 1906 that they appear to be on a broader basis than those for previous reports. The Pentecostal Church of the Nazarene included in its ministerial list a large number of evangelists.

Among the separate denominations, the Roman Catholic Church showed the largest number of ministers, 20,287, the National Baptist Convention (Negro), the next largest, 19,423, and the Methodist Episcopal Church, 18,642. The Southern Baptist Convention reported 15,946 ministers and the Presbyterian Church in the United States of America, 9,299.

CLASSIFICATION OF MINISTERS.

The statistics showing the classification of ministers, and their salaries, were derived from schedules received from individual ministers. These schedules were sent to every minister whose name and address could be

secured, and, in addition to the name and denominational connection of the minister, called for the following items: Location, including post office address; name and location of church or churches at that time being served by him; his ecclesiastical status, whether pastor, associate or assistant pastor, supply, emeritus, retired, etc.; the total salary received during the past year for church service; if in other than pastoral or preaching service, his present occupation and position; date of ordination; date of entrance on present pastorate; age at last birthday; whether graduate of college or theological school.

The number of schedules received from ministers in response to the inquiries sent out fell very far short of the number of ministers reported as on the rolls of the denominations. For this there were several reasons. Some of the denominations failed to give the addresses of all ministers included on their rolls. This was especially true of such denominations as the National Baptist Convention, several of the Evangelistic associations, the Negro Methodist bodies, the National Spiritualists' Association, and others. In such cases the bureau was unable to communicate with some of the ministers. Even in denominations where the lists were regarded as complete, as the Congregational, Methodist, Presbyterian, Protestant Episcopal, Roman Catholic, and others, changes were constantly taking place, by death or removal, so that the schedules failed to reach the ministers. In other cases the minister's schedule was confused with the church schedule, and in a certain percentage of cases through sickness, forgetfulness, or other cause, no reply was made.

Of the 191,796 ministers reported as on the rolls, schedules were received from 100,793, or 52.6 per cent. A review of the returns from the different classes of denominations shows that of the ministers reported for the larger bodies, about 70 per cent sent schedules, although for two—the Southern Baptist Convention and the Disciples of Christ—only about 30 per cent reported. Of the Negro Baptist ministers only 6.5 per cent reported, and of the Negro Methodists about 26 per cent.

In classifying the returns so as to show the relation of ministers to the different departments of church work, it appeared that of 100,793 schedules received, 95,702 gave fairly complete detail and were thus available for tabulation, while 5,091 furnished little more than the name and denomination of the minister, and, therefore, could not be included in the presentation.

Table 24 shows for each denomination represented the number of ministers from whom schedules were received available for tabulation, and the classifica-

tion of such ministers according to their relation to church work, which may be described as follows: First, ministers who as pastors give their full time to the work of the church and depend for their full support upon the salary received; second, ministers who are pastors of churches but report some supplementary occupation; third, ministers of various grades, as supplies, evangelists, assistants, etc.; and fourth, those engaged in some other form of church work not distinctively identified with the pastoral office, and whose salaries are provided in different ways.

TABLE 24.—CLASSIFICATION OF MINISTERS IN CHURCH WORK, BY DENOMINATIONS: 1916.

DENOMINATION.	Number of ministers reporting.	MINISTERS IN 1916, CLASSIFIED AS—										
		In pastoral work.						Not in pastoral work.				
		Total in pastoral work.	Pastoral work only.		Pastors with other occupations.	Supplies, assistants, etc.	Total not in pastoral work.	Denom- ional work.	Educa- tional or editorial work.	Evan- gelistic or philan- thropic work.	Re- tired.	Other occupa- tions.
			Number.	Per cent of total reporting.								
Total.....	95,702	80,435	64,899	67.8	6,735	8,801	15,267	1,862	3,000	2,165	6,702	1,538
Adventist bodies:												
Advent Christian.....	374	287	147	39.3	50	90	87	4	4	11	35	33
Seventh-day Adventist.....	477	363	232	48.6	70	61	114	31		29	47	7
Church of God (Adventist).....	19	14			14		5				2	3
Life and Advent Union.....	8	8	6	75.0	2							
Churches of God in Christ Jesus.....	24	20	5	20.8	13	2	4				2	2
American Rescue Workers.....	28	25	13	46.4	12		3			3		
Armenian Church.....	14	14	14	100.0								
Baptist bodies:												
Baptists—												
Northern Baptist Convention.....	5,684	4,690	4,132	72.7	321	237	994	75	121	144	503	151
Southern Baptist Convention.....	5,143	4,201	2,434	47.3	1,496	271	942	24	50	170	385	313
National Baptist Convention.....	1,264	1,264	1,264	100.0								
General Six Principle Baptists.....	4	4		100.0								
Seventh Day Baptists.....	45	35	23	51.1	10	2	10		2		8	
Free Baptists.....	176	168	117	66.5	23	28	8	2		2	4	
Free Will Baptists.....	582	444	36	6.2	345	63	138			46	42	50
Colored Free Will Baptists.....	87	72	24	27.6	36	12	15			8	2	5
Free Will Baptists (Bullockites).....	3	3			3							
General Baptists.....	352	242	50	14.2	146	46	110	1		10	46	53
Brethren, German Baptist (Dunkers):												
Church of the Brethren (Conservative).....	2,060	1,821	150	7.3	709	962	239	7	35	17	142	38
Old Order German Baptist.....	36	36			35	1						
Brethren Church (Progressive).....	183	134	80	43.7	38	16	49		5	5	28	11
German Seventh Day Baptists.....	4	4			3	1						
Church of God (New Dunkers).....	5	5	2	40.0	3							
Brethren, River:												
Brethren in Christ.....	128	122			56	66	6				5	1
Old Order or Yorker.....	7	7			7							
United Zion's Children.....	20	20			17	3						
Christian and Missionary Alliance.....	112	112	99	88.4	6	7						
Christian Church (Christian Convention).....	623	482	295	47.4	133	54	141	3	8	29	72	29
Christian Union.....	173	105	42	24.3	40	23	68	1		11	27	29
Churches of God, General Eldership.....	187	171	128	68.4	40	3	16	1	3	2	8	2
Churches of the New Jerusalem:												
General Convention.....	67	49	39	58.2	6	4	18			3	3	12
Congregational Churches.....	4,665	3,427	3,160	67.7	83	184	1,238	121	197	135	612	173
Disciples of Christ.....	1,891	1,668	1,290	68.2	236	142	223	8	29	63	78	45
Eastern Orthodox Churches:												
Albanian Church.....	2	2	2	100.0								
Bulgarian Church.....	4	4	4	100.0								
Greek Church (Hellenic).....	103	103	99	96.1	3	1						
Russian Church.....	160	152	150	93.8	2		8	8				
Serbian Church.....	12	12	12	100.0								
Evangelical Association.....	1,040	848	789	75.9	24	35	192	36	15	24	107	10
Evangelical Protestant Church.....	33	30	30	90.9			3		1		2	
Evangelistic associations:												
Apostolic Faith.....	26	5	5	19.2			21			21		
Christian Congregation.....	3	3	1	33.3	2							
Hepzibah Faith Missionary.....	14	6	6	42.9			8			8		
Lumber River Mission.....	3	3	1	33.3	2							
Missionary Church.....	59	30	30	50.8			29			29		
Peniel Missions.....	10	3	3	30.0			7			7		
Pentecost Bands of the World.....	22	20	20	90.9			2			2		
Free Christian Zion Church of Christ.....	8	8	8	100.0								
Friends:												
Friends (Orthodox).....	818	573	282	34.5	172	119	245	18	33	36	105	53
Friends (Wilburite).....	43	43			43							
German Evangelical Synod.....	913	821	792	86.7	13	16	92	9	13		62	8
Independent churches.....	23	23	23	100.0								
International Apostolic Holiness Church.....	105	86	59	56.2	19	8	19	5	1	8	2	3
Jacobite Church (Assyrian).....	1	1	1	100.0								
Jewish congregations.....	721	721	721	100.0								
Lithuanian National Catholic Church.....	3	3	2	66.7		1						
Lutheran bodies:												
General Synod.....	1,232	1,048	1,000	81.2	11	37	184	21	34	6	103	20
United Synod, South.....	189	165	155	82.0	4	6	24		10		12	2
General Council.....	1,327	1,203	1,162	87.6	12	29	124	30	35	5	45	9
Synodical Conference.....	2,466	2,399	2,384	94.6	25	40	67	10	17		38	2

MINISTERS.

TABLE 24.—CLASSIFICATION OF MINISTERS IN CHURCH WORK, BY DENOMINATIONS: 1916—Continued.

DENOMINATION.	Number of ministers reporting.	MINISTERS IN 1916, CLASSIFIED AS—										
		In pastoral work.					Not in pastoral work.					
		Total in pastoral work.	Pastoral work only.		Pastors with other occupations.	Sup- ples, as- sistants, etc.	Total not in pastoral work.	De- nom- ional work.	Educa- tional or editorial work.	Evan- gelistic or philan- thropic work.	Re- tired.	Other occupations.
			Number.	Per cent of total reporting.								
Lutheran bodies—Continued.												
Norwegian Lutheran Church—												
Hauge's Synod.....	129	123	113	87.6	9	1	6		1	3	2	
Synod for Norwegian Church.....	363	354	349	96.1	5		9	2	1	6		
United Norwegian Church.....	499	449	433	86.8	14	2	50	7	11	25	2	
Joint Synod of Ohio.....	514	478	469	91.2	7	2	35	4	13	3	16	
Synod of Buffalo.....	23	23	21	91.3	2							
Eielsen's Synod.....	4	2	1	25.0	1		2				2	
Synod of Iowa.....	521	485	484	92.9		1	36	1	10	21	4	
Danish Lutheran Church.....	52	48	43	82.7	5		4		1	2	1	
Icelandic Synod.....	1	1	1	100.0								
Immanuel Synod.....	11	7	6	54.5	1		4			2	2	
Finnish, Suomi Synod.....	25	25	25	100.0								
Lutheran Free Church (Norwegian).....	153	136	125	81.7	10	1	17		9	4	3	
United Danish Lutheran Church.....	96	87	82	85.4	4	1	9		2	7		
Finnish Lutheran National Church.....	5	4	2	40.0	2		1		1			
Apostolic Lutheran Church (Finnish).....	33	33			28	5						
Lutheran Brethren (Norwegian).....	10	10	8	80.0		2						
Jehovah Conference.....	5	5	5	100.0								
Mennonite bodies:												
General Conference of Mennonites.....	130	115	34	26.2	52	29	15	5	2	5	3	
Mennonite Brethren in Christ.....	78	71	43	55.1	18	10	7	4		3		
Methodist bodies:												
Methodist Episcopal.....	12,843	10,193	9,611	74.8	245	337	2,650	383	234	213	1,774	46
Methodist Protestant.....	928	775	533	57.4	163	79	153	9	8	21	92	23
Wesleyan Methodist Connection.....	414	287	178	43.0	54	55	127	14	5	39	34	35
Primitive Methodist.....	66	66	62	93.9		4						
Methodist Episcopal, South.....	4,812	4,111	3,922	81.5	59	130	701	186	121	80	282	32
Congregational Methodist.....	66	58	14	21.2	43	1	8			5	1	2
Free Methodist.....	969	748	505	52.1	68	175	221	45	13	79	71	13
New Congregational Methodist.....	10	10	10	100.0								
African Methodist Episcopal.....	2,696	2,674	1,885	69.9	743	46	22	13			4	5
African Methodist Episcopal Zion.....	616	599	403	65.4	191	5	17	16			1	
Colored Methodist Protestant.....	17	17	17	100.0								
Union American Methodist Episcopal.....	19	18	15	78.9	3		1	1				
African Union Methodist Protestant.....	37	34	33	89.2	1		3	2		1		
Colored Methodist Episcopal.....	881	795	592	67.2	133	20	86	63	1	3	17	2
Reformed Zion Union Apostolic.....	45	42	18	40.0	24		3			3		
African American Methodist Episcopal.....	5	5	5	100.0								
Reformed Methodist Union Episcopal.....	18	18	18	100.0								
Moravian bodies:												
Moravian Church (Unitas Fratrum).....	131	95	89	67.9	5	1	36	5	11		19	1
Independent Bohemian and Moravian Brethren.....	4	4	4	100.0								
Pentecostal Church of the Nazarene.....	464	360	259	55.8	54	47	104	7	7	68	12	10
Pentecostal Holiness Church.....	282	168	149	52.8	12	7	114		2	110		2
Polish National Catholic Church.....	27	27	27	100.0								
Presbyterian bodies:												
Presbyterian Church in the United States of America.....	6,597	5,165	4,886	74.1	50	229	1,432	83	254	296	659	140
Cumberland Presbyterian.....	364	273	169	46.4	70	34	91			12	55	24
Colored Cumberland Presbyterian.....	32	29	13	40.6	11	5	3			1	2	
Welsh Calvinistic Methodist.....	54	51	47	87.0		4	3		1	1	1	
United Presbyterian.....	778	668	642	82.5	7	19	110	11	21	10	56	12
Presbyterian Church in the United States.....	1,388	1,181	1,098	79.1	21	62	207	27	51	49	69	11
Associate Synod of North America.....	5	5	5	100.0								
Associate Reformed Presbyterian.....	80	80	72	90.0	4	4						
Reformed Presbyterian Synod.....	107	87	73	68.2	6	8	20	1		11	6	2
Reformed Presbyterian, General Synod.....	10	10	10	100.0								
Protestant Episcopal Church.....	3,992	3,297	3,060	76.7	68	169	695	241	116	29	294	15
Reformed bodies:												
Reformed Church in America.....	651	552	538	82.6	1	13	99	12	19	6	54	8
Reformed Church in the United States.....	1,001	851	821	82.0	10	20	150	20	41	4	66	19
Christian Reformed Church.....	151	135	133	88.1		2	16		6	1	9	
Hungarian Reformed Church.....	30	30	27	90.0		3						
Reformed Episcopal Church.....	46	33	28	60.9	5		13	3	3	1	4	2
Roman Catholic Church.....	13,435	11,482	7,943	59.1		3,539	1,953	226	1,346	195	186	
Salvation Army.....	1,500	1,500	737	49.1								
Scandinavian Evangelical bodies:												
Swedish Mission Covenant.....	342	296	263	76.9	15	18	46		7	14	22	3
Swedish Free Church.....	95	78	67	70.5	6	5	17	4		6	7	
Norwegian-Danish Free Church.....	39	30	26	66.7		4	9		3	4	2	
Unitarians.....	414	309	287	69.3	9	13	105	10	11		72	12
United Brethren bodies:												
United Brethren in Christ.....	1,485	1,255	1,055	71.0	91	109	230	26	25	30	129	20
United Brethren in Christ (Old Constitution).....	153	145	93	60.8	41	11	8	1		2	2	3
United Evangelical Church.....	451	380	340	75.4	16	24	71	12	15	7	32	5
Universalists.....	409	321	283	69.2	16	22	88	2	18	6	49	13
Volunteers of America.....	306	300	113	36.9		187	6				6	

Among the denominations not included in the above table are the 2 bodies of Latter Day Saints, with 5,990 enrolled ministers; 14 Mennonite bodies, with 1,109 ministers; the National Spiritualists' Association; also several minor bodies. Schedules were received for most of these but they were so incomplete or evidently on such essentially different bases that they could not be tabulated.

Of the 95,702 ministers whose schedules admitted of this classification, it appeared that 80,435 were in pastoral work and 15,267 not in pastoral work. Of those in pastoral work, 64,899 were engaged in pastoral work only, that is, they gave their entire time to that work, and were in continuous service in charge of one or more churches, 6,735 combined with their pastoral work some other occupation, while 8,801

acted as supplies, more or less temporary, assistant pastors, etc.

Of the 15,267 not in pastoral work, 1,862 were engaged in denominational work, held some ecclesiastical office, or were secretaries of benevolent societies, etc.; 3,000 were in educational or editorial work; 2,165 in evangelistic or philanthropic work; 6,702 had retired from active service; and 1,538 were in other (nonministerial) occupations.

The line of demarcation between these classes was not always clear. Not infrequently the pastor of a church was also professor in, or even president of, an educational institution, in which case preference was given, usually, to what seemed under the general conditions to be the more important work of the minister reporting. It was not always easy to classify those reporting as supplies or assistants; thus, in the Presbyterian bodies a Stated Supply, from the viewpoint of the census investigation, is practically engaged in pastoral work only, as is also an associate pastor, where there is a pastor emeritus, or where two or more are associated together. In the Methodist Episcopal Church ministers "on trial," if in charge of churches and with full salaries were reported in pastoral work only. Student pastors, men in charge of churches but continuing studies in theological seminaries, were classed, as seemed to be indicated by the general tenor of the schedule, usually as supplies.

In considering these figures, it should be noted that those denominations that report a low per cent in pastoral work only generally report a considerable number of assistant pastors or those with other occupations. Thus, of the Roman Catholic ministers, 3,539 were assistants; in the Southern Baptist Convention, 1,496 reported other occupations, supplementing their support from the church. The Baptist, Congregational, and Presbyterian ministers not in pastoral work are very generally connected with educational institutions, benevolent societies, or public organizations. In the bodies with Episcopal organization, the bishops are included under the head of "not in pastoral work."

The denominations whose ministers are specially prominent in educational work, as shown by the table, include: Roman Catholic Church, 1,346; Presbyterian Church in the United States of America, 254; Methodist Episcopal Church, 234; Congregational Churches, 197; Methodist Episcopal Church, South, 121; Northern Baptist Convention, 121; Protestant Episcopal Church, 116.

The denominations showing the largest number of ministers engaged in evangelistic and philanthropic work are: Presbyterian Church in the United States of America, 296; Methodist Episcopal Church, 213; Roman Catholic Church, 195; Southern Baptist Convention, 170; Northern Baptist Convention, 144;

Congregational Churches, 135; Pentecostal Holiness Church, 110.

Under the head of "retired" are included all ministers who have withdrawn from active service, designated as "superannuated" in the Methodist Episcopal churches and as "retired" in the Baptist and Presbyterian bodies, the Congregational Churches, and the Protestant Episcopal Church. The denominations reporting over 100 ministers under this head were: Methodist Episcopal Church, 1,774; Presbyterian Church in the United States of America, 659; Congregational Churches, 612; Northern Baptist Convention, 503; Southern Baptist Convention, 385; Protestant Episcopal Church, 294; Methodist Episcopal Church, South, 282; Roman Catholic Church, 186; Church of the Brethren (Conservative), 142; United Brethren in Christ, 129; Evangelical Association, 107; Friends (Orthodox), 105; Lutheran General Synod, 103.

Examination was made of the occupational returns of ministers, both for those engaged in pastoral work, as shown in column 5, and for those not in pastoral work, as shown in column 12. A classification of the occupations for the latter class was found to be impossible, as the returns were incomplete and the occupations were of great variety.

The occupational returns from pastors who were engaged in other occupations to supplement their income, or who rendered other than pastoral service apparently irrespective of additional income (column 5), had some uniformity, so a partial tabulation was made and the results are presented in Table 25, page 71. The table covers about two-thirds (4,015 out of 6,735) of the entire number of ministers of this class, and the figures for the few bodies selected are probably fairly illustrative of the general situation.

It is to be noted that the denominations included in this table are those with a large rural membership. Several other bodies, such as the National Baptist Convention, the Free Will Baptists, and others might well be included, but their returns were too incomplete for tabulation.

As was to be expected, rural pastors reported to a very considerable degree rural occupations, and of these farming took the lead, being returned by 2,368 ministers, or more than half the number reporting. Most of the 200 laborers reported are probably farm laborers as, it will be noted, more than three-fourths of them were reported by the 3 Negro Methodist bodies which are largely in rural communities. Those engaged in some form of teaching were 396 in number, while similar in type were the 130 who reported some form of professional occupation. There were 245 mechanics, 116 holding some official position in trade, manufacturing, etc., and 165 clerks, salesmen, etc. Under the head of "all other" were grouped a great variety of occupations.

MINISTERS.

TABLE 25.—OCCUPATIONS OF MINISTERS, IN ADDITION TO PASTORAL WORK, IN SPECIFIED DENOMINATIONS: 1916.

DENOMINATION.	Total.	Agents, clerks, salesmen, etc.	Farmers.	Laborers.	Mechanics, etc.	Owners, managers, and officials (manufacturing, trade, etc.).	Professional persons and public officials.	Teachers, principals, professors, etc.	All other.
Total.....	4,015	165	2,368	200	245	116	130	396	396
Baptists—Southern Convention	1,496	64	1,066	16	55	34	60	135	66
Church of the Brethren (Conservative).....	709	22	462	13	26	25	16	34	111
Methodist Episcopal Church	245	20	98	2	19	11	15	44	36
Friends (Orthodox).....	172	9	82	4	10	6	3	12	46
Methodist Protestant.....	163	6	96	4	10	5	4	17	21
Methodist Episcopal, South.....	59	5	21	3	4	2	7	17
Wesleyan Methodist.....	54	4	23	1	10	2	1	3	10
African Methodist Episcopal.....	743	23	326	127	65	22	14	90	76
African Methodist Episcopal Zion.....	191	1	89	23	26	6	5	25	16
Colored Methodist Episcopal.....	183	11	105	7	20	3	5	19	13

Grouping the various occupations shown, there would be 2,568 distinctly rural workers; 526 identified with some form of business or trade; and 526 engaged in occupations of a professional nature. It may be noted that of the 396 reporting some form of teaching 134 belonged to the 3 Negro Methodist bodies included.

ceived included some answer to this question, so that it seemed possible to obtain more satisfactory results than were obtained in 1906, when the question was submitted not to the ministers but to the single churches.

As regards salaries the denominations may be classed under three heads: First, those in which the salary of a minister is recognized as an essential factor in his settlement as pastor of a church and is expected to cover his living expenses; second, denominations in which the giving of salaries is recognized as legitimate, but the amount received by the pastor from the church is regarded as an allowance or contribution to the work of the church rather than as a definite amount for a specified purpose, and bears no direct relation to his support; and third, denominations which do not recognize a salary for the minister as a legitimate part of the church's expenditures.

In the first class belong most, if not all, of the larger denominations; in the second class are included such bodies as the Seventh-day Adventist Denomination, most of the minor Baptist bodies, the German Baptist Brethren, the Christian and Missionary Alliance, and Evangelistic associations, some of the Mennonite bodies, and others; the third class includes the Plymouth Brethren, the Primitive Baptists generally, the Churches of Christ, the Hicksite Friends, and others. There are also some denominations in a transitional state from the second to the first class, as the Disciples of Christ and the Orthodox Friends, while some belong partly to the second and partly to the third class, as the Latter Day Saints.

In the Roman Catholic Church the rector is allowed a certain fixed sum, the amount being the same for each church in the diocese, whether large or small. All the contributions for church work pass through his hands, and he meets the running expenses of the church and retains for himself so much of this fixed amount as may be available. In a number of cases where the rectors were not secular priests but members of the orders, and as such under vows of poverty, this portion was turned into the treasury of the order, and no salary was reported, so that the number reporting

Table 26

DENOMINATION.	Total number of min- isters report- ing.	MINISTERS IN PASTORAL WORK.				MINISTERS NOT IN PASTORAL WORK.	
		Pastoral work only.		Other pastors.		Num- ber.	Per cent of total.
		Num- ber.	Per cent of total.	Num- ber.	Per cent of total.		
Methodist Episcopal Church.....	12,843	9,611	74.8	582	4.5	2,650	20.6
Roman Catholic Church.....	13,435	7,943	59.1	3,539	26.3	1,953	14.5
Presbyterian Church in the United States of America.....	6,597	4,886	74.1	279	4.2	1,432	21.7
Baptists—Northern Convention.....	5,684	4,132	72.7	558	9.8	994	17.5
Methodist Episcopal, South.....	4,812	3,922	81.5	189	3.9	701	14.6
Congregational Churches.....	4,665	3,160	67.7	267	5.7	1,238	26.5
Protestant Episcopal Church.....	3,992	3,060	76.7	237	5.9	695	17.4
Baptists—Southern Convention.....	5,143	2,434	47.3	1,767	34.4	942	18.3
Lutheran—Synodical Conference.....	2,466	2,334	94.6	65	2.6	67	2.7
African Methodist Episcopal.....	2,696	1,885	69.9	789	29.3	22	0.8
Disciples of Christ.....	1,891	1,290	68.2	378	20.0	223	11.8
Baptists—National Convention.....	1,264	1,264	100.0
Lutheran—General Council.....	1,327	1,162	87.6	41	3.1	124	9.3
Presbyterian Church in the United States.....	1,338	1,098	79.1	83	6.0	207	14.9
United Brethren in Christ.....	1,485	1,055	71.0	200	13.5	230	15.5
Lutheran—General Synod.....	1,232	1,000	81.2	48	3.9	184	14.9
Reformed Church in the United States.....	1,001	821	82.0	30	3.0	150	15.0
German Evangelical Synod.....	913	792	86.7	29	3.2	92	10.1
Evangelical Association.....	1,040	778	75.9	59	5.7	192	18.5
United Presbyterian.....	778	642	82.5	26	3.3	110	14.1
Colored Methodist Episcopal.....	881	592	67.2	203	23.0	86	9.8
Reformed Church in America.....	651	538	82.6	14	2.2	99	15.2
Methodist Protestant.....	928	533	57.4	242	26.1	153	16.5
Free Methodist.....	969	505	52.1	243	25.1	221	22.8

The relation between the number of pastors who give their full time to pastoral work, other pastors, and those who, though retaining their ministerial standing, are not directly engaged in pastoral duties is illustrated in the preceding table, which gives the number and per cent distribution of the 3 classes for those denominations reporting 500 or more ministers in pastoral work only.

SALARIES OF MINISTERS.

Among the questions included on the schedules sent to each minister was one calling for the "total amount of salary received during the past year for church service." Practically all the schedules re-

salaries was considerably smaller than the number of those reported as in pastoral work only.

Collating the returns as received, it was decided to limit the presentation of salaries to the class of ministers who were engaged in pastoral work only—that is, those who give their full time to the church work and depend for their support upon the salary received. It seemed that this would give a fairer statement of the salary status in the various denominations than was shown by the statement in 1906, which included all the different grades of ministers.

Of the 202 denominations, there were 104 for which reports on salaries were received from 5 or more pastors, and these denominations comprised 213,540 organizations and 40,728,616 members. The following table shows for each of these 104 denominations

the number of ministers engaged in pastoral work only, the number reporting full salary, the total amount reported, and the average salary per pastor. There is also given the average salary reported by the denomination in 1906.

That the 104 denominations included in the table represent the strength of the churches is evident from the fact that, aside from 3 denominations—the Latter Day Saints (2 bodies) and the Churches of Christ—comprising 7,100 organizations, with a membership of 780,266, and 2 bodies for which no statistics are available, the remaining 93 bodies reported only 6,846 organizations and 417,972 members, an average per denomination of 74 organizations and 4,494 members. It would thus appear that the deficiency in the report of salaries is not very significant.

TABLE 27.—SALARIES OF MINISTERS, BY DENOMINATIONS: 1916 AND 1906.

[The denominations presented in this table had five ministers or more reporting salaries.]

DENOMINATION.	MINISTERS ENGAGED IN PASTORAL WORK ONLY.				Average salary for all ministers reported: 1906.	DENOMINATION.	MINISTERS ENGAGED IN PASTORAL WORK ONLY.				Average salary for all ministers reported: 1906.
	Total number.	Number reporting full salary.	Amount of salary reported.	Average salary per pastor.			Total number.	Number reporting full salary.	Amount of salary reported.	Average salary per pastor.	
Total, denominations represented...	64,866	63,543	\$68,496,072	\$1,078	\$668						
Adventist bodies:											
Advent Christian.....	147	139	98,102	706	414						
Seventh-day Adventist.....	232	232	190,999	823						
Life and Advent Union.....	6	5	3,830	766	600						
Churches of God in Christ Jesus.....	5	5	5,472	1,094	373						
American Rescue Workers.....	13	13	7,769	598						
Armenian Church.....	14	11	7,995	727	619						
Baptist bodies:											
Baptists—											
Northern Baptist Convention.....	4,132	4,107	4,790,091	1,166	833						
Southern Baptist Convention.....	2,434	2,411	2,585,388	1,072	267						
National Baptist Convention.....	1,264	1,194	683,465	572	347						
Seventh Day Baptists.....	23	23	19,393	843	536						
Free Baptists.....	117	114	95,991	842	462						
Free Will Baptists.....	36	36	17,136	476						
Colored Free Will Baptists.....	24	24	8,571	357	124						
General Baptists.....	50	46	18,881	410	121						
Brethren, German Baptist (Dunkers):											
Church of the Brethren (Conservative)	150	150	116,548	777						
Brethren Church (Progressive).....	80	80	75,328	942	533						
Christian and Missionary Alliance.....	99	85	59,596	701						
Christian Church (Christian Convention).....	295	294	228,119	776	445						
Christian Union.....	42	39	20,290	520	305						
Churches of God, General Eldership.....	128	124	80,591	650	372						
Churches of the New Jerusalem:											
General Convention.....	39	37	62,887	1,700	1,233						
Congregational Churches.....	3,160	3,156	4,237,579	1,343	1,042						
Disciples of Christ.....	1,290	1,266	1,583,403	1,251	587						
Eastern Orthodox Churches:											
Greek Church (Hellenic).....	99	93	84,871	913	972						
Russian Church.....	150	149	113,565	762	878						
Serbian Church.....	12	11	11,555	1,050	968						
Evangelical Association.....	789	779	664,148	853	602						
Evangelical Protestant Church.....	30	30	34,925	1,164	890						
Evangelistic associations:											
Apostolic Faith.....	5	5	2,150	430						
Ephzibah Faith Missionary.....	6	6	1,500	250						
Missionary Church Association.....	30	30	14,322	477						
Pentecost Bands of the World.....	20	20	5,295	265						
Free Christian Zion Church of Christ.....	8	8	4,000	500						
Friends:											
Friends (Orthodox).....	282	282	192,118	681	374						
German Evangelical Synod.....	792	787	700,486	890	657						
Independent churches.....	23	9	12,480	1,387	613						
International Apostolic Holiness Church.....	59	56	27,563	492						
Jewish congregations.....	721	584	960,738	1,655	1,222						
Lutheran bodies:											
General Synod.....	1,000	994	1,112,843	1,120	852						
United Synod, South.....	155	153	142,601	932	646						
General Council.....	1,162	1,157	1,522,265	1,316	850						
Synodical Conference.....	2,334	2,325	1,756,362	755	559						
Norwegian Lutheran Church—											
Hauge's Synod.....	113	113	114,533	1,014	629						
Synod for Norwegian Church.....	349	347	364,721	1,051	625						
United Norwegian Church.....	433	433	486,615	1,124	722						
Joint Synod of Ohio.....	469	466	395,795	849	596						
Synod of Buffalo.....	21	21	15,128	720	505						
Synod of Iowa.....	494	482	388,959	807	548						
Danish Lutheran Church.....	43	43	34,537	803	608						
Immanuel Synod.....	6	6	4,980	830	739						
Finnish, Suomi Synod.....	25	25	28,608	1,144	893						
Lutheran Free Church (Norwegian).....	125	123	102,438	833	463						
Lutheran bodies—Continued.											
United Danish Lutheran Church.....	82	81	72,541	896	540						
Lutheran Brethren (Norwegian).....	8	8	4,670	584	325						
Jehovah Conference.....	5	5	2,646	529	399						
Mennonite bodies:											
General Conference of Mennonites.....	34	30	24,147	805						
Mennonite Brethren in Christ.....	43	42	21,820	520						
Methodist bodies:											
Methodist Episcopal.....	9,611	9,574	11,704,223	1,223	812						
Methodist Protestant.....	533	524	436,098	832	434						
Wesleyan Methodist Connection.....	178	176	93,031	529	311						
Primitive Methodist.....	62	62	51,844	836	713						
Methodist Episcopal, South.....	3,922	3,920	4,065,358	1,037	714						
Congregational Methodist.....	14	14	1,936	138	111						
Free Methodist.....	505	493	277,487	563	370						
New Congregational Methodist.....	10	7	671	82						
African Methodist Episcopal.....	1,885	1,844	881,654	478	347						
African Methodist Episcopal Zion.....	403	403	202,264	502	350						
Colored Methodist Protestant.....	17	10	3,200	320						
Union American Methodist Episcopal.....	15	13	6,204	477	278						
African Union Methodist Protestant.....	33	32	14,243	445	390						
Colored Methodist Episcopal.....	502	577	243,860	423	325						
Reformed Zion Union Apostolic.....	18	18	9,859	548	144						
Reformed Methodist Union Episcopal.....	18	16	2,305	144						
Moravian bodies:											
Moravian Church (Unitas Fratrum).....	89	89	83,854	942	669						
Pentecostal Church of the Nazarene.....	259	245	156,823	640	656						
Pentecostal Holiness Church.....	149	142	38,497	271						
Polish National Catholic Church.....	27	27	21,737	806	714						
Presbyterian bodies:											
Presbyterian in the United States of											
America.....	4,886	4,865	7,171,412	1,474	1,177						
Cumberland Presbyterian.....	169	169	102,588	607	542						
Colored Cumberland Presbyterian.....	13	13	5,329	410	168						
Welsh Calvinistic Methodist.....	47	47	53,803	1,145	845						
United Presbyterian.....	642	640	883,694	1,381	1,096						
Presbyterian in the United States.....	1,098	1,091	1,474,425	1,351	956						
Associate Synod of North America.....	5	5	4,432	886	521						
Associate Reformed Presbyterian.....	72	72	70,584	980	652						
Reformed Presbyterian Synod.....	73	73	85,501	1,171	1,008						
Reformed Presbyterian, General Synod.....	10	9	8,809	979	910						
Protestant Episcopal Church.....	3,080	2,976	4,855,523	1,632	1,242						
Reformed bodies:											
Reformed in America.....	538	529	723,877	1,368	1,170						
Reformed in the United States.....	821	813	831,885	1,085	807						
Christian Reformed.....	133	133	142,760	1,073	776						
Hungarian Reformed in America.....	27	27	34,819	1,290	857						
Reformed Episcopal Church.....	28	28	39,607	1,415	985						
Roman Catholic Church.....	7,943	7,401	6,204,435	838	703						
Salvation Army.....	737	727	374,340	515	228						
Scandinavian Evangelical bodies:											
Swedish Mission Covenant.....	263	208	183,826	884	621						
Swedish Free Church.....	67	67	50,416	752	552						
Norwegian-Danish Free Church.....	26	26	19,622	755						
Unitarians.....	287	286	594,852	2,080	1,663						
United Brethren bodies:											
United Brethren in Christ.....	1,055	1,040	948,130	912	578						
United Brethren in Christ (Old Constitution).....	93	92	43,137	469	284						
United Evangelical Church.....	340	336	293,291	873	586						
Universalists.....	283	283	464,283	1,641	1,238						
Volunteers of America.....	113	107	66,295	528	278						

This table shows that the total number of pastors reporting full salaries was 63,543, the total amount of salary received by them was \$68,496,072, and the average salary in 1916 was \$1,078, as against an average of \$669 reported for all classes of ministers for the same denominations in 1906.

With regard to some of the bodies included, it is evident that the average salaries are too small to permit of a pastor's living on them, as in the case of several of the Baptist and Methodist bodies, located chiefly in the Southern states, yet the schedules gave no indication of other occupations, and the total number, with the amounts received, were not so large as seriously to affect the general average. The situation in the Roman Catholic Church has already been noted. In the Salvation Army salaries of commanding officers only were included, as they seemed to correspond most closely to the ministry in other bodies.

Those denominations reporting average salaries of over \$1,000 in 1916 were as follows:

Unitarians	\$2, 080
General Convention of the New Jerusalem	1, 700
Jewish congregations.....	1, 655
Universalists	1, 641
Protestant Episcopal Church	1, 632
Presbyterian Church in the United States of America	1, 474
Reformed Episcopal Church	1, 415
Independent churches	1, 387
United Presbyterian Church	1, 381
Reformed Church in America	1, 368
Presbyterian Church in the United States	1, 351
Congregational Churches.....	1, 343
Lutheran—General Council.....	1, 316
Hungarian Reformed Church.....	1, 290
Disciples of Christ	1, 251
Methodist Episcopal Church.....	1, 223
Reformed Presbyterian Synod	1, 171
Northern Baptist Convention	1, 166
Evangelical Protestant Church.....	1, 164
Welsh Calvinistic Methodist Church	1, 145
Finnish, Suomi Synod.....	1, 144
United Norwegian Lutheran Church	1, 124

Lutheran—General Synod	\$1, 120
Churches of God in Christ Jesus (Adventist)	1, 094
Reformed Church in the United States.....	1, 085
Christian Reformed Church.....	1, 073
Southern Baptist Convention	1, 072
Synod for the Norwegian Lutheran Church	1, 051
Serbian Orthodox Church	1, 050
Methodist Episcopal Church, South	1, 037
Hauge's Norwegian Lutheran Synod	1, 014

This list shows that in only 31 of the 104 denominations with 5 or more ministers who reported salaries, was the average salary over \$1,000, leaving 73 in which it was less than that amount. Specifically, the average salary for these 31 denominations was \$1,278, while the average salary for the 73 denominations was \$738. The pastors in these 31 denominations numbered 39,970, or 62.9 per cent of all the pastors reporting full salaries, while the lower average salary was reported by 23,573 pastors, or 37.1 per cent.

Five denominations reported average salaries of over \$1,500 and 1 denomination an average of over \$2,000. These high averages indicate that in single instances pastors receive even much larger salaries, some metropolitan pastors receiving as high as \$5,000, \$10,000, or \$15,000 annually.

In this connection two movements are to be noted: The providing of parsonages and the establishment of retiring allowances or pensions. The increase in the number of churches reporting parsonages is noted elsewhere (see p. 53). The establishment of retiring pensions or allowances has received a considerable impetus during recent years. In the Methodist Episcopal Church the proceeds of the Book Concern, or Publication Department of the Church, are applied to the relief of superannuated ministers and of widows and orphans of ministers. Special funds have been and are being raised by this and by several other denominations, notably the Protestant Episcopal Church, the Congregational Churches, the Presbyterian Church in the United States of America, and others.

LANGUAGES USED IN THE CONDUCT OF CHURCH SERVICES.

At the census of 1906, for the first time, an attempt was made to secure complete reports from the various denominations as to the languages used in the conduct of religious services, by asking each organization to report the language or languages used. This inquiry was retained in the schedule at the census of 1916, so that it is possible to present comparable statistics concerning organizations using English only, those using one or more foreign languages in addition to English, and those using foreign languages only.

The following table shows, for 1916 and 1906, respectively, the total number of organizations and members reported for each denomination, the total number reporting the use of one or more foreign lan-

guages alone or in addition to English, and the total number reporting the use of English only or not reporting as to language. The organizations making no report as to language are combined with those reporting English only, as they constitute a small percentage of the total number of organizations and, in nearly every case, belong to English speaking denominations. It is assumed, therefore, that those submitting the reports regarded it as superfluous to mention the language, possibly interpreting the question as applying only to those organizations using a foreign language in conducting services. Such are the Separate, United, and Primitive Baptists, the Negro Baptist and Negro Methodist bodies, etc.

RELIGIOUS BODIES.

TABLE 28.—ORGANIZATIONS AND MEMBERS USING FOREIGN LANGUAGES, BY DENOMINATIONS: 1916 AND 1906.

DENOMINATION.	1916						1906					
	Total organizations.	Total members.	Reporting foreign language.		Reporting English only or not reporting as to language.		Total organizations.	Total members.	Reporting foreign language.		Reporting English only or not reporting as to language.	
			Organizations.	Members.	Organizations.	Members.			Organizations.	Members.	Organizations.	Members.
Total.....	227,487	41,926,854	26,239	11,329,487	201,248	30,597,367	212,230	35,068,058	24,594	19,336,939	187,636	25,731,119
Adventist bodies:												
Advent Christian.....	535	30,597	1	135	534	30,462	550	26,799	2	65	548	26,734
Seventh-day Adventist.....	2,011	79,355	219	9,334	1,792	70,021	1,889	62,211	187	6,089	1,702	56,122
Church of God (Adventist).....	22	848			22	848	10	354			10	354
Life and Advent Union.....	13	658			13	658	12	509			12	509
Churches of God in Christ Jesus.....	87	3,457			87	3,457	62	2,124			62	2,124
American Rescue Workers ²	29	611	2	24	27	587	20	436	2	80	18	356
Armenian Church.....	34	27,450	34	27,450			73	19,889	71	19,554	2	325
Assemblies of God, General Council.....	118	6,703	7	1,052	111	5,651						
Bahais.....	57	2,884	2	53	55	2,831	24	1,280			24	1,280
Baptist bodies:												
Baptists—												
Northern Baptist Convention.....	8,159	1,232,135	713	83,953	7,446	1,148,182	8,272	1,052,105	662	66,692	7,610	985,413
Southern Baptist Convention.....	23,627	2,708,870	161	10,323	23,466	2,698,547	21,104	2,009,471	80	4,304	21,024	2,005,167
National Baptist Convention.....	21,113	2,938,579	3	106	21,110	2,938,473	18,534	2,261,607	2	39	18,532	2,261,568
General Six Principle Baptists.....	10	456			10	456	16	685			16	685
Seventh Day Baptists.....	68	7,980			68	7,980	77	8,381			77	8,381
Free Baptists.....	171	12,570			171	12,570	1,346	81,359			1,346	81,359
Free Will Baptists.....	750	54,833			750	54,833	608	40,280			608	40,280
Colored Free Will Baptists ²	170	13,362			170	13,362	251	14,489			251	14,489
Free Will Baptists (Bullockites).....	12	184			12	184	15	298			15	298
General Baptists.....	518	33,466			518	33,466	518	30,097			518	30,097
Separate Baptists.....	46	4,254			46	4,254	76	5,180			76	5,180
Regular Baptists ²	401	21,521			401	21,521	(³)	(³)				
United Baptists.....	254	22,097			254	22,097	196	13,698			196	13,698
Duck River (Baptist Church of Christ).....	105	6,872			105	6,872	93	6,416			93	6,416
Primitive Baptists ²	2,143	80,311	1	63	2,142	80,248	2,922	102,311			2,922	102,311
Colored Primitive Baptists ²	336	15,144			336	15,144	797	35,076			797	35,076
Two-Seed-in-the-Spirit Baptists.....	55	679			55	679	55	781			55	781
Brethren, German Baptist (Dunkers):												
Church of the Brethren (Conservative) ¹	999	105,102	26	5,854	973	99,248	822	76,547	27	5,301	795	71,246
Old Order German Baptist.....	67	3,399	4	212	63	3,187	68	3,388			68	3,388
Brethren Church (Progressive).....	203	24,060			203	24,060	202	17,042			202	17,042
German Seventh Day Baptists.....	5	136	1	25	4	111	5	167	1	27	4	140
Church of God (New Dunkers).....	13	929			13	929	(³)	(³)				
Brethren, Plymouth:												
Brethren, Plymouth, I.....	161	3,896	10	216	151	3,680	134	2,933			134	2,933
Brethren, Plymouth, II.....	130	5,928	2	37	128	5,891	128	4,752			128	4,752
Brethren, Plymouth, III ²	17	476	5	206	12	270	81	1,724	14	295	67	1,429
Brethren, Plymouth, IV ²	72	1,389	1	13	71	1,376	60	1,157	8	117	52	1,040
Brethren, Plymouth, V ²	80	1,820	4	32	76	1,788						
Brethren, Plymouth, VI ²	10	208			10	208						
Brethren, River:												
Brethren in Christ.....	72	3,805	13	1,132	59	2,673	74	3,397	21	1,583	53	1,814
Old Order or Yorker.....	9	432	8	418	1	14	9	423	6	390	3	33
United Zion's Children.....	31	1,152	25	1,072	6	80	28	749	26	702	2	47
Buddhists:												
Chinese temples ⁴	12	5,639	12	5,639			12	3,165	12	3,165		
Japanese temples.....	13	2,768	3	652	10	2,116	11	2,907	3	1,606	8	1,301
Catholic Apostolic Church.....	145	2,922	2	21	143	2,901	70	1,412			70	1,412
Christadelphians.....	166	9,625	1	319	165	9,306	68	1,196			68	1,196
Christian and Missionary Alliance ²	1,265	118,737			1,265	118,737	1,379	110,117	1	32	1,378	110,085
Christian Church (Christian Convention) ²	220	13,692			220	13,692	217	13,905			217	13,905
Christian Union.....	94	3,311			94	3,311	48	1,823			48	1,823
Church of God and Saints of Christ.....	5	266			5	266						
Church of Messianic Message.....	5,570	317,937	1	135	5,569	317,802	2,649	159,658	1	21	2,648	159,637
Churches of God, General Assembly.....	202	7,784	1	19	201	7,765						
Churches of God, General Eldership.....	443	28,376	6	348	437	28,028	518	24,356	8	401	510	23,955
Churches of the Living God:												
Church of the Living God.....	28	1,743			28	1,743						
Church of the Living God, Christian Workers for Fellowship ²	155	9,626			155	9,626	53	3,524			53	3,524
Church of the Living God, General Assembly ²	10	266			10	266	15	752			15	752
Churches of the New Jerusalem:												
General Convention.....	108	6,352	10	884	98	5,968	119	6,612	12	613	107	5,999
General Church.....	15	733			15	733	14	635			14	635
Communitistic societies:												
Amarna Society.....	7	1,534	7	1,534			7	1,756	7	1,756		
Shakers.....	12	367			12	367	15	616			15	616
Congregational Churches.....	5,867	791,274	447	45,857	5,420	745,417	5,713	700,480	466	38,184	5,247	662,296
Disciples of Christ.....	8,408	1,226,028	12	1,755	8,396	1,224,273	8,293	982,701	5	169	8,288	982,532
Eastern Orthodox Churches:												
Albanian Church.....	2	410	2	410								
Bulgarian Church.....	4	1,992	4	1,992								
Greek Church (Hellenic).....	87	119,871	87	119,871			334	90,751	334	90,751		
Rumanian Church.....	2	1,994	2	1,994								
Russian Church.....	169	99,681	168	99,406	1	275	59	19,111	59	19,111		
Serbian Church.....	12	14,301	11	11,191	1	3,110	10	15,742	10	15,742		
Syrian Church.....	25	11,591	12	7,230	13	4,361	8	4,002	8	4,002		
Evangelical Association.....	1,636	120,756	585	47,369	1,051	73,387	1,760	104,898	917	59,527	843	45,371
Evangelical Protestant Church ²	37	17,962	37	17,962			66	34,704	62	32,954	4	1,750
Evangelistic associations:												
Apostolic Church.....	2	112			2	112						
Apostolic Christian Church.....	54	4,766	54	4,766			42	4,558	38	4,170	4	388
Apostolic Faith.....	24	2,196	3	188	21	2,008	6	538			6	538
Christian Congregation.....	7	645			7	645	9	395			9	395
Church of Daniel's Band.....	6	393			6	393	4	92			4	92
Church of God as Organized by Christ.....	17	227	7	81	10	146						

¹ Corrected figures; see explanation on p. 29 for changes in the number of members for the Roman Catholic Church.² For changes in denominations see pp. 530 and 531.³ Not reported.⁴ No statistics available.⁵ Figures are for Gospel Mission.

LANGUAGES USED IN CHURCH SERVICES.

TABLE 28.—ORGANIZATIONS AND MEMBERS USING FOREIGN LANGUAGES, BY DENOMINATIONS: 1916 AND 1906—Continued.

DENOMINATION.	1916						1906					
	Total organizations.	Total members.	Reporting foreign language.		Reporting English only or not reporting as to language.		Total organizations.	Total members.	Reporting foreign language.		Reporting English only or not reporting as to language.	
			Organizations.	Members.	Organizations.	Members.			Organizations.	Members.	Organizations.	Members.
Evangelistic associations—Continued.												
Church Transcendent	3	91			3	91						
Hephzibah Faith Missionary	12	352			12	352	10	293	2	55	8	238
Lumber River Mission	6	434			6	434	5	265			5	265
Metropolitan Church	7	704			7	704	6	466			6	466
Missionary Church	25	1,554	8	700	17	854	32	1,266	20	860	12	396
Peniel Missions	10	257			10	257	11	703			11	703
Pentecost Bands of the World	10	218			10	218	16	487			16	487
Pillar of Fire	21	1,129			21	1,129	3	230			3	230
Voluntary Missionary Society	4	855			4	855	3	425			3	425
Free Christian Zion Church of Christ	35	6,225			35	6,225	15	1,835			15	1,835
Friends:												
Friends (Orthodox)	809	92,379	4	1,224	805	91,155	873	91,161	4	148	869	91,013
Friends (Hicksite)	166	17,170			166	17,170	218	18,660			218	18,560
Friends (Wilburite)	50	3,373	1	92	49	3,281	48	3,880	3	268	45	3,612
Friends (Primitive)	2	60			2	60	8	171			8	171
German Evangelical Synod	1,336	339,853	1,274	329,983	62	9,870	1,205	293,137	1,188	288,693	17	4,444
Holiness Church	33	926			33	926						
Independent churches	579	54,393	77	11,832	502	42,561	1,079	73,673	137	17,594	942	56,079
International Apostolic Holiness Church	170	5,278			168	5,241	74	2,774			74	2,774
Jacobite Church (Assyrian)	15	748			15	748						
Jewish congregations	1,901	357,135	1,637	342,380	364	14,755	1,769	101,457	951	82,844	818	18,613
Latter Day Saints:												
Church of Jesus Christ	965	403,388	12	6,684	953	396,704	683	215,796	14	7,439	669	208,357
Reorganized Church of Jesus Christ	565	58,941	2	349	563	58,592	501	40,851	5	379	496	40,472
Lithuanian National Catholic Church	7	7,343	7	7,343								
Lutheran bodies:												
General Synod	1,846	370,715	229	47,973	1,617	322,742	1,734	270,221	262	46,385	1,472	223,836
United Synod, South	492	66,856	4	1,143	488	55,513	449	47,747	6	1,733	444	46,014
General Council	2,389	540,642	1,678	367,498	811	173,144	2,146	462,177	1,586	421,568	660	40,609
Synodical Conference	3,621	777,701	3,260	728,683	361	49,118	3,360	660,670	3,206	640,380	154	20,290
Norwegian Lutheran Church—												
Hauge's Synod	362	29,893	263	23,221	99	6,672	272	33,268	256	32,277	16	991
Synod for Norwegian Church	987	112,673	920	108,697	67	3,976	927	107,712	902	106,393	25	1,319
United Norwegian Church	1,391	176,084	1,379	172,373	12	3,711	1,177	185,027	1,136	180,669	41	4,358
Joint Synod of Ohio	827	164,969	570	130,012	257	34,956	772	123,408	606	104,723	166	18,685
Synod of Buffalo	42	6,128	37	6,098	5	30	33	6,270	33	6,270		
Ejelsen's Synod	20	9,206	19	1,163	1	43	26	1,013	26	1,013		
Synod of Iowa	977	130,793	809	123,669	168	7,124	828	110,254	819	108,892	9	1,362
Danish Lutheran Church	101	14,544	99	14,439	2	105	92	12,541	90	12,315	2	226
Icelandic Synod	14	1,830	14	1,830			14	2,101	14	2,101		
Immanuel Synod	15	2,878	11	2,878	4	100	11	3,275	10	3,125	1	150
Finnish, Suomi Synod	134	18,881	133	18,852	1	29	106	12,907	105	12,907		
Lutheran Free Church (Norwegian)	378	28,180	357	27,084	21	1,096	320	26,928	319	26,864	3	64
United Danish Lutheran Church	192	17,324	190	17,094	2	230	198	16,340	195	16,195	1	145
Finnish Lutheran National Church	64	7,933	61	7,701	3	232	66	10,111	66	10,111		
Apostolic Lutheran Church (Finnish)	47	6,664	47	6,664			68	8,170	67	8,080	1	90
Lutheran Brethren (Norwegian)	23	892	23	892			16	482	16	482		
Jehovah Conference	6	831	6	831			9	735	9	735		
Mennonite bodies:												
Mennonite Church	307	34,965	80	17,003	227	17,962	277	26,314	122	16,604	155	9,710
Hutterian Brethren	17	982	17	982			8	275	8	275		
Conservative Amish	13	1,066	13	1,066								
Gld Order Amish	88	7,665	85	7,442	3	223	46	5,043	46	5,043		
Church of God in Christ	21	1,125	21	1,125			18	562	18	562		
Old Order Mennonite (Wisler)	22	1,608	22	1,608			9	655	9	655		
Reformed Mennonite	29	1,281	6	778	23	603	34	2,079	34	2,079		
General Conference of Mennonites	114	15,407	81	12,282	33	3,125	90	11,661	82	10,702	8	959
Defenseless Mennonites	11	854	7	664	4	190	14	967	14	967		
Mennonite Brethren in Christ	110	4,737	15	935	95	3,802	68	2,801	11	717	57	2,084
Mennonite Brethren Church	53	5,127	43	5,034	10	93	13	1,825	13	1,825		
Krimmer Bruder-Gemeinde	13	894	11	839	2	55	6	708	6	708		
Kleine Gemeinde	3	171	3	171								
Central Conference of Mennonites	17	2,101	6	781	12	1,320	13	1,363	7	624	6	739
Conference of Defenseless Mennonites	15	1,171	12	1,141	3	30	8	545	8	545		
Stauffer Mennonites	5	209	5	209								
Methodist bodies:												
Methodist Episcopal	29,342	3,717,785	1,250	111,650	28,092	3,606,135	29,943	2,986,154	1,400	99,404	28,543	2,886,750
Methodist Protestant	2,473	188,908	1	152	2,472	186,756	2,843	178,544	3	150	2,840	178,394
Wesleyan Methodist Connection	579	20,778	1	61	678	20,717	694	20,043	2	72	592	19,971
Primitive Methodist	93	9,353			93	9,353	96	7,558			96	7,558
Methodist Episcopal, South	19,220	2,114,749	152	9,642	19,068	2,104,837	17,831	1,638,480	142	5,978	17,689	1,632,502
Congregational Methodist	197	12,503			197	12,503	325	14,729			326	14,729
Free Methodist	1,606	35,291	6	269	1,600	35,022	1,553	32,838	4	108	1,549	32,730
New Congregational Methodist	24	1,256			24	1,256	35	1,782			35	1,782
African Methodist Episcopal	6,636	548,355	1	50	6,635	548,305	6,647	494,777	1	33	6,646	494,744
African Methodist Episcopal Zion	2,716	257,169			2,716	257,169	2,204	184,542			2,204	184,542
Colored Methodist Protestant	26	1,967			26	1,967	(a)	(a)				
Union American Methodist Episcopal	67	3,624			67	3,624	77	4,347			77	4,347
African Union Methodist Protestant	58	3,751			58	3,751	69	5,592			69	5,592
Colored Methodist Episcopal	2,621	245,749	2,621	245,749	2,881	245,749	2,881	172,996			2,881	172,996
Reformed Zion Union Apostolic	47	3,977			47	3,977	45	3,059			45	3,059
African American Methodist Episcopal	28	1,310			28	1,310	(b)	(b)				
Reformed Methodist Union Episcopal	27	2,196			27	2,196	58	4,397			58	4,397
Moravian bodies:												
Moravian Church (Unitas Fratrum)	110	26,373	35	10,036	75	16,337	117	17,155	46	7,258	71	9,897
Bohemian and Moravian Brethren	23	1,714	23	1,714			15	771	15	771		
Independent Bohemian and Moravian Brethren	3	320	3	320								
New Apostolic Church	20	3,828	18	3,662	2	166	13	2,020	13	2,020		
Nonsectarian Churches of Bible Faith	58	2,273	2	1,018	66	1,255	204	6,396	13	364	191	6,032

¹ For changes in denominations, see pp. 530 and 631.

² In 1906, heads of families only.

³ Not reported.

RELIGIOUS BODIES.

TABLE 28.—ORGANIZATIONS AND MEMBERS USING FOREIGN LANGUAGES, BY DENOMINATIONS: 1916 AND 1906—Continued.

DENOMINATION.	1916						1906					
	Total organizations.	Total members.	Reporting foreign language.		Reporting English only or not reporting as to language.		Total organizations.	Total members.	Reporting foreign language.		Reporting English only or not reporting as to language.	
			Organizations.	Members.	Organizations.	Members.			Organizations.	Members.	Organizations.	Members.
Old Catholic Churches in America:												
Old Roman Catholic.....	12	4,700	10	3,850	2	850	(1)	(1)				
American Catholic.....	3	475			3	475						
Catholic Church of North America.....	6	9,025	5	8,200	1	725						
Pentecostal Church of the Nazarene.....	867	32,259	5	176	862	32,083	100	6,657	2	95	98	6,562
Pentecostal Holiness Church.....	192	5,353			192	5,353						
Polish National Catholic Church ²	34	28,245	32	27,659	2	586	24	15,473	24	15,473		
Presbyterian bodies:												
Presbyterian Church in the United States of America.....	9,660	1,611,251	438	68,838	9,222	1,542,413	7,935	1,179,566	376	41,906	7,559	1,137,660
Cumberland Presbyterian.....	1,317	72,052	13	315	1,304	71,737	2,850	195,770	17	284	2,833	195,486
Colored Cumberland Presbyterian.....	136	13,077			136	13,077	196	18,066			196	18,066
Welsh Calvinistic Methodist.....	135	14,566	122	14,140	13	426	147	13,280	141	13,097	6	183
United Presbyterian.....	991	160,726	16	820	975	159,906	968	130,342	6	619	962	129,723
Presbyterian Church in the United States.....	3,368	357,789	41	4,080	3,327	353,689	3,104	266,345	31	1,976	3,073	264,369
Associate Synod of North America.....	12	490			12	490						
Associate Reformed Presbyterian ³	133	15,124			133	15,124	141	13,201			141	13,201
Reformed Presbyterian Synod.....	103	8,185	1	100	102	8,085	114	9,122	3	108	111	9,014
Reformed Presbyterian, General Synod ²	14	2,386			14	2,386	28	4,050			28	4,050
Protestant Episcopal Church.....	7,392	1,092,821	121	26,465	7,271	1,066,356	6,845	886,942	177	25,105	6,668	861,837
Reformed bodies:												
Reformed Church in America.....	715	144,929	264	43,774	451	101,155	659	124,938	222	32,364	437	92,574
Reformed Church in the United States.....	1,761	344,374	615	141,322	1,146	203,052	1,736	292,654	694	147,195	1,042	145,459
Christain Reformed Church.....	228	38,668	203	34,376	23	4,292	174	26,669	153	25,135	21	1,634
Hungarian Reformed Church.....	46	9,851	46	9,851			16	5,253	16	5,253		
Reformed Episcopal Church.....	75	11,050			75	11,050	81	9,682			81	9,682
Roman Catholic Church.....	17,487	15,721,815	6,076	7,677,171	11,411	8,044,644	12,482	14,210,755	4,711	6,284,733	7,771	7,926,022
Salvation Army.....	749	35,954	74	3,364	675	32,590	694	22,908	77	2,613	617	20,295
Scandinavian Evangelical bodies: ²												
Swedish Mission Covenant.....	324	29,164	316	29,136	8	28	281	20,760	279	20,735	2	25
Swedish Free Church ²	102	6,208	100	6,112	2	96	127	6,952	127	6,952		
Norwegian-Danish Free Church.....	32	2,444	32	2,444								
Schwenkfelders.....	6	1,127	2	744								
Social Brethren.....	19	1,950			19	1,950	8	1,262	6	605	2	1,220
Society for Ethical Culture.....	5	2,850			5	2,850	5	2,040			5	2,040
Spiritualists:												
Spiritualists (National Association) ²	346	23,197	20	1,448	326	21,749	455	35,056	23	938	432	34,118
Progressive Spiritual Church ²	11	5,831			11	5,831						
Temple Society.....	2	260	1	98	1	162	3	376	3	376		
Theosophical societies:												
Theosophical Society ²	17	199			17	199	14	166			14	166
Theosophical Society, New York.....	1	72			1	72	1	90			1	90
Theosophical Society, American Section.....	157	5,097	4	93	153	5,004	69	2,080	1	27	68	2,053
Universal Brotherhood ⁴	1				1							
Unitarians.....	414	82,515	6	540	408	81,976	461	70,542	6	633	455	69,889
United Brethren bodies:												
United Brethren in Christ.....	3,487	348,828	40	5,764	3,447	343,064	3,732	274,649	67	6,028	3,665	268,621
United Brethren in Christ (Old Constitution).....	409	19,106	1	72	408	19,034	572	21,401	6	205	566	21,196
United Evangelical Church.....	957	89,774	49	5,788	908	83,986	978	69,832	158	12,478	820	57,404
Universalists.....	650	58,566			650	58,566	846	64,158			846	64,158
Vedanta Society.....	3	190			3	190	4	340			4	340
Volunteers of America.....	97	10,204	4	1,115	93	9,089	71	2,194			71	2,194
All other denominations.....							863	106,740	147	16,582	716	90,158

¹ Not reported.² For changes in denominations, see pp. 530 and 531.³ Corrected figures; see explanation on p. 29 for changes in the number of members for the Roman Catholic Church.⁴ No statistics available.

From this table it appears that of the 200¹ denominations represented, 132 reported a part or all of their organizations for 1916 as using a foreign language, and 68 reported the use of English only. While the number of denominations reported as using a foreign language in conducting services was almost twice the number of those using English only, it is to be noted that, within these denominations, the number of organizations using a foreign language was usually a small proportion of the whole number of organizations. Thus, for all denominations combined, only 26,239 organizations, or 11.5 per cent of the total, reported the use of a foreign language, and these comprised 11,329,487 members, or only 27 per cent of the membership of all denominations.

The denominations reporting a part or all of their organizations as using a foreign language may be divided into four classes: (1) Those in which the use of English is predominant, and in which the organizations reporting the use of a foreign language may be considered the result of evangelistic or mission work; (2) those which are also predominantly English speaking, but in which organizations using foreign languages are provided to meet the needs of immigrant communities naturally affiliated with the particular denomination; (3) those which are solely or very largely made up of the immigrant element, to which the use of English, whether in church services or in ordinary life, is as yet unfamiliar, and in which there are comparatively few English speaking organi-

¹ Exclusive of the Chinese Buddhists and the Universal Brotherhood and Theosophical Society, for which no statistics are available.

zations; and (4) those which report no organizations using English only.

Among the denominations of the first class are the Seventh-day Adventists, the Northern, Southern, and National Baptist Conventions, Congregational Churches, Methodist Episcopal Church, and the Presbyterian Church in the United States of America. The percentage of organizations in these denominations using a foreign language is naturally small. For the Seventh-day Adventists it is 10.9 per cent; for the Northern Baptist Convention, 8.7 per cent; for the Congregational Churches, 7.6 per cent; the Methodist Episcopal Church, 4.3 per cent; and the Presbyterian Church in the United States of America, 4.5 per cent.

Among the denominations in the second class, in which special provision is made for affiliated non-English speaking immigrants, are the Evangelical Association, in which the percentage of organizations reporting foreign languages was 35.8, and the Roman Catholic Church, in which the percentage was 34.7. Two of the four Reformed bodies were in this class, the Reformed Church in America, with 36.9 per cent, and the Reformed Church in the United States, with 34.9; while the other two belong in the third and fourth classes, respectively, the Christian Reformed Church, reporting 89.8 per cent of its organizations using a foreign language, and the Hungarian Reformed Church, reporting all of its organizations using Magyar.

The leading bodies in the third class, largely made up of non-English speaking organizations, are the Jewish congregations, the German Evangelical Synod, and some of the Lutheran bodies. Of the Jewish congregations, those reporting the use of a foreign language are 80.9 per cent of the total, and in the German Evangelical Synod the organizations so reporting are 95.4 per cent of the total. Among the Lutheran bodies conditions vary. Of the larger bodies, the General Synod and the United Synod, South, are predominantly English, and the remainder predominantly foreign, in regard to the language used in church services.

In the fourth class, denominations reporting no organizations using English only, are included, among

others, the Armenian Church, the Japanese Buddhists, four of the Eastern Orthodox Churches, the Evangelical Protestant Church, and several of the Mennonite bodies.

A comparison of the figures in the table for 1916 with those for 1906 shows, in general, no marked difference except such as is accounted for by the growth, or other change, in the various bodies. The percentages of organizations and members reporting the use of English only for the two years are very nearly the same, or 88.5 per cent of organizations and 73 of members in 1916, against 88.4 per cent of organizations and 73.4 of members in 1906. Of the denominations reporting in 1906 the use of English only, 9 have now joined the ranks of those in which a foreign language as well as English is used. These are the Bahais, Primitive Baptists, Old Order German Baptist Brethren, Plymouth Brethren I and II, Christadelphians, Apostolic Faith, International Apostolic Holiness Church, and Volunteers of America. The Evangelical Association, the United Evangelical Church, and the Lutheran Synod of Iowa—composed mainly of German speaking people—show a tendency, as seen by the table, toward the exclusive use of English in church services. Thus in the Evangelical Association the number of organizations reporting the use of English only for 1916 was 1,051, or 64.2 per cent of the total, against 843 organizations, or 47.9 per cent, in 1906. The number of organizations in the United Evangelical Church reporting English only in 1916 was 908, or 94.9 per cent, against 820, or 83.8 per cent, in 1906, while the number reported by the Synod of Iowa was 168, or 17.2 per cent, against 9 organizations, or 1.1 per cent, in 1906.

The following table shows, for each denomination reporting the use of foreign languages in 1916, the specified languages reported, and the number of organizations and members making such report, subdivided according to those using the specified foreign languages only or the specified foreign languages and English. It will be noted that the American Indian languages are classified as foreign.

RELIGIOUS BODIES.

TABLE 29.—ORGANIZATIONS AND MEMBERS USING FOREIGN LANGUAGES ONLY AND FOREIGN LANGUAGES AND ENGLISH, BY DENOMINATIONS AND SPECIFIED LANGUAGES: 1916.

DENOMINATION AND SPECIFIED LANGUAGE.	ORGANIZATIONS REPORTING SERVICES CONDUCTED IN FOREIGN LANGUAGES.						DENOMINATION AND SPECIFIED LANGUAGE.	ORGANIZATIONS REPORTING SERVICES CONDUCTED IN FOREIGN LANGUAGES.						
	Total.		Foreign languages only.		Foreign languages and English.			Total.		Foreign languages only.		Foreign languages and English.		
	Organizations.	Members.	Organizations.	Members.	Organizations.	Members.		Organizations.	Members.	Organizations.	Members.	Organizations.	Members.	
Total, denominations represented.....	26,239	11,329,487	11,684	4,756,231	14,555	6,573,256								
Adventist bodies:														
Advent Christian—														
Italian.....	1	135			1	135								
Seventh-day Adventist.	219	9,334	109	4,693	110	4,641								
Armenian and Danish.....	1	465			1	465								
Belgian and French.....	1	44			1	44								
Bohemian.....	1	57			1	57								
Bohemian and Slavic.....	1	66	1	66										
Danish and German.....	2	202	1	60	1	142								
Dutch.....	1	33			1	33								
Dutch, Lettish, Polish, and Russian.....	1	26			1	26								
Finnish.....	1	12	1	12										
French.....	5	110	3	36	2	74								
French and Portuguese.....	1	49			1	49								
French and Swedish.....	1	97			1	97								
German.....	90	4,564	51	2,002	39	1,062								
German and Polish.....	1	12			1	12								
German and Swedish.....	1	21			1	21								
Indian.....	1	18			1	18								
Italian.....	1	48	1	48										
Magyar.....	1	21	1	21										
Rumanian.....	1	16	1	16										
Russian.....	4	171	4	171										
Scandinavian—														
Danish.....	21	565	4	72	17	493								
Danish and Norwegian.....	5	303	3	272	2	31								
Danish and Swedish.....	2	65	2	65										
Danish, Norwegian, and Swedish.....	1	36	1	36										
Norwegian.....	10	228	4	66	6	162								
Norwegian and Swedish.....	6	296	4	192	2	104								
Swedish.....	33	981	16	422	17	559								
Not specified.....	12	514	3	104	9	410								
Serbian.....	1	7	1	7										
Spanish.....	12	307	7	125	5	182								
American Rescue Workers:														
German.....	2	24			2	24								
Armenian Church:														
Armenian.....	34	27,450	34	27,450										
Assemblies of God, General Council.														
German.....	7	1,052	2	336	5	716								
German, Lithuanian, and Rumanian.....	3	527	1	36	2	491								
Scandinavian—														
Norwegian.....	1	65			1	65								
Not specified.....	1	300	1	300										
Syrian.....	1	75			1	75								
Not specified.....	1	85			1	85								
Bahais:														
Persian.....	2	53			2	53								
Baptist bodies:														
Baptists—														
Northern Baptist Convention....	713	83,953	392	34,309	321	49,644								
Bohemian.....	3	837	2	715	1	122								
Bohemian and Slovak.....	1	25	1	25										
Chinese.....	5	355	2	105	3	250								
Dutch.....	1	60	1	60										
Finnish.....	4	303	2	60	2	243								
Finnish and Swedish.....	1	25	1	25										
French.....	6	1,631	2	145	4	1,486								
French and Portuguese.....	2	1,299			2	1,299								
German.....	170	21,636	109	11,989	61	9,647								
German and Italian.....	1	317			1	317								
German and Rumanian.....	1	200			1	200								
German and Swedish.....	1	15			1	15								
Indian.....	7	578	2	149	5	429								
Italian.....	27	6,734	3	116	24	6,618								
Italian and Russian.....	1	921			1	921								
Japanese.....	1	107	1	107										
Lettish.....	4	2,567	2	267	2	2,300								
Magyar.....	14	1,180	12	512	2	668								
Magyar and Rumanian.....	2	643			2	643								
Magyar and Swedish.....	1	177			1	177								
Polish.....	13	2,128	9	668	4	1,460								
Polish and Russian.....	1	181			1	181								
Polish, Russian, and Ruthenian.....	1	45	1	45										
Portuguese.....	3	432	1	22	2	410								
Rumanian.....	3	408	3	408										
Russian.....	4	174	3	143	1	31								
Russian and Slovak.....	1	74	1	74										
Scandinavian—														
Danish.....	36	3,847	7	464	29	3,383								
Danish and Norwegian.....	5	365	1	38	4	327								
Norwegian.....	32	1,407	15	515	17	892								
Norwegian and Swedish.....	3	27	2	19	1	8								
Swedish.....	326	29,425	199	17,253	127	12,172								
Not specified.....	2	38	1	30	1	8								
Slovak.....	7	738	4	219	3	519								
Baptists—Continued.														
Northern Baptist Convention—Continued.														
Slovenian.....	2	731	1	26	1	705								
Spanish.....	1	38	1	38										
Welsh.....	20	4,285	3	72	17	4,213								
Southern Baptist Convention....	161	10,323	125	6,317	36	4,006								
French.....	8	374	1	24	7	350								
German.....	21	1,669	15	1,163	6	506								
Indian.....	112	5,661	96	4,071	16	1,590								
Italian.....	2	1,370	1	45	1	1,325								
Lettish.....	1	22	1	22										
Magyar.....	1	10			1	10								
Slovenian.....	1	27	1	27										
Spanish.....	11	795	9	697	2	98								
Swedish.....	3	363	1	268	2	95								
Welsh.....	1	32			1	32								
National Baptist Convention....	3	106			3	106								
French.....	1	45			1	45								
German.....	1	18			1	18								
Italian.....	1	43			1	43								
Primitive Baptists—														
German.....	1	63			1	63								
Brethren, German Baptist (Dunkers):														
Church of the Brethren (Conservative).....	26	5,854			26	5,854								
German.....	25	5,789			25	5,789								
Italian.....	1	65			1	65								
Old Order German Baptist—														
German.....	4	212			4	212								
German Seventh Day Baptists—														

LANGUAGES USED IN CHURCH SERVICES.

TABLE 29.—ORGANIZATIONS AND MEMBERS USING FOREIGN LANGUAGES ONLY AND FOREIGN LANGUAGES AND ENGLISH, BY DENOMINATIONS AND SPECIFIED LANGUAGES: 1916—Continued.

DENOMINATION AND SPECIFIED LANGUAGE.	ORGANIZATIONS REPORTING SERVICES CONDUCTED IN FOREIGN LANGUAGES.						DENOMINATION AND SPECIFIED LANGUAGE.	ORGANIZATIONS REPORTING SERVICES CONDUCTED IN FOREIGN LANGUAGES.					
	Total.		Foreign languages only.		Foreign languages and English.			Total.		Foreign languages only.		Foreign languages and English.	
	Organizations.	Members.	Organizations.	Members.	Organizations.	Members.		Organizations.	Members.	Organizations.	Members.	Organizations.	Members.
Congregational Churches—Contd.							Independent churches—Continued.						
Finnish.....	16	863	15	853	1	10	Scandinavian—Continued.						
Finnish and Swedish.....	2	65			2	65	Norwegian and Swedish.....	1	11	1	11		
French.....	4	422	3	277	1	145	Swedish.....	7	227	4	83	3	144
German.....	186	15,384	164	11,961	22	3,423	Not specified.....	5	365	1	150	4	215
Indian.....	22	1,240	17	987	5	253	Slovak.....	1	410	1	410		
Italian.....	7	669	1	78	6	591	Spanish.....	1	45	1	45		
Italian and Magyar.....	1	1,090			1	1,090	Welsh.....	1	98			1	98
Italian and Portuguese.....	1	64	1	64			International Apostolic Holiness Church:						
Italian and Syrian.....	1	1,519			1	1,519	Dutch.....	2	35			2	35
Italian, Portuguese, and Spanish.....	1	60			1	60	Jacobite Church (Assyrian):						
Japanese.....	6	684	5	588	1	96	Syrian.....	15	748	15	748		
Portuguese.....	1	916			1	916	Jewish congregations.....	1,537	342,380	1,202	215,421	335	126,959
Scandinavian—							Arabic and Hebrew.....	3	295	3	295		
Danish.....	2	193			2	193	German and Hebrew.....	15	4,648	10	1,948	5	2,700
Danish and Norwegian.....	1	26	1	26			German, Hebrew, and Yiddish.....	1	170			1	170
Danish, Norwegian, and Swedish.....	9	549	5	308	4	241	Hebrew.....	818	221,825	521	109,491	297	112,335
Norwegian.....	1	11	1	11			Hebrew and Yiddish.....	691	114,814	662	103,269	29	11,545
Norwegian and Swedish.....	1	11					Yiddish.....	9	627	6	418	3	209
Swedish.....	88	7,018	66	4,589	22	2,329	Latter Day Saints:						
Not specified.....	5	124			5	124	Church of Jesus Christ.....	12	6,684			12	6,684
Slavic.....	1	39	1	39			German.....	5	2,697			5	2,697
Slovak.....	3	147			3	147	Indian.....	2	760			2	760
Spanish.....	8	1,019	6	289	2	750	Scandinavian—						
Turkish.....	2	100	2	100			Danish.....	1	1,231			1	1,231
Welsh.....	60	7,303	15	1,418	45	5,885	Swedish.....	1	121			1	121
Disciples of Christ	12	7,755	10	900	2	855	Not specified.....	2	1,595			2	1,595
Chinese.....	1	45			1	45	Spanish.....	1	280			1	280
French.....	5	1,487	5	677	1	810	Reorganized Church of Jesus Christ.....	2	349			2	349
Russian.....	1	29	1	29			Indian.....	1	55			1	55
Spanish.....	4	194	4	194			Scandinavian (not specified).....	1	294			1	294
Eastern Orthodox Churches:							Lithuanian National Catholic Church:						
Albanian Church—							Lithuanian.....	7	7,343	7	7,343		
Albanian.....	2	410	2	410			Lutheran bodies:						
Bulgarian Church.....	4	1,992	4	1,992			General Synod.....	229	47,973	83	10,987	145	35,986
Bulgarian.....	2	1,258	2	1,258			Danish.....	2	207			2	207
Bulgarian and Slavic.....	1	300	1	300			German.....	226	47,580	83	10,987	143	36,593
Slavic.....	1	434	1	434			Slavic.....	1	186			1	186
Greek Church (Hellenic)—							United Synod, South.....	4	1,143			4	1,143
Greek.....	87	119,871	87	119,871			German.....	3	813			3	813
Rumanian Church.....	2	1,994	2	1,994			Swedish.....	1	330			1	330
Rumanian.....	1	644	1	644			General Council.....	1,578	357,498	525	82,352	1,053	285,146
Rumanian and Slavic.....	1	1,350	1	1,350			German.....	501	177,468	83	27,168	418	150,300
Russian Church—							German and Swedish.....	1	202			1	202
Slavic.....	168	99,406	166	98,394	2	1,012	Italian.....	2	145			2	145
Serbian Church—							Lettish.....	2	136	2	136		
Slavic.....	11	11,191	11	11,191			Magyar.....	3	395	3	395		
Syrian Church.....	12	7,230	4	1,920	8	5,310	Rumanian.....	2	220	2	220		
Arabic.....	4	1,230	2	1,070	2	160	Slovak.....	9	1,212	9	1,212		
Arabic and Greek.....	5	2,900	1	350	4	2,550	Slovenian.....	3	1,434	3	1,434		
Arabic, Greek, and Russian.....	3	3,100	1	500	2	2,600	Swedish.....	1,055	186,286	423	51,787	632	134,499
Evangelical Association.....	585	47,369	183	9,275	402	38,094	Synodical Conference.....	3,260	728,583	968	190,795	2,292	537,788
German.....	581	47,184	180	9,172	401	38,012	Finnish.....	6	216	6	216		
Italian.....	4	185	3	103	1	82	German.....	3,192	714,562	906	179,372	2,286	535,190
Evangelical Protestant Church:							German and Lithuanian.....	2	209	1	73	1	136
German.....	37	17,962	5	1,359	32	16,603	German and Polish.....	6	3,683	2	1,571	4	2,112
Evangelistic associations:							Italian.....	1	36			1	36
Apostolic Christian Church—							Lettish.....	5	439	5	439		
German.....	54	4,766	34	3,248	20	1,518	Lithuanian.....	5	605	5	605		
Apostolic Faith.....	3	188			3	188	Polish.....	5	458	5	458		
Finnish.....	1	101			1	101	Slovak.....	39	8,375	38	8,025	1	350
German.....	1	63			1	63	Norwegian Lutheran Church—						
Swedish.....	1	24			1	24	Hauge's Synod—						
Church of God as Organized by Christ—							Norwegian.....	263	23,221	95	7,660	168	15,561
German.....	7	81	2	17	5	64	Synod for Norwegian Church.....	920	108,697	333	35,167	587	73,530
Missionary Church—							German.....	1	300			1	300
German.....	8	700	1	50	7	650	Scandinavian—						
Friends:							Danish.....	12	1,299			12	1,299
Friends (Orthodox)—							Danish and Norwegian.....	5	250			5	250
Japanese and Spanish.....	4	1,224			4	1,224	Norwegian.....	899	106,760	333	35,167	566	71,593
Friends (Wilburite)—							Swedish.....	2	34			2	34
Norwegian.....	1	92			1	92	Not specified.....	1	54			1	54
German Evangelical Synod:							United Norwegian Church.....	1,379	172,373	530	55,405	849	116,968
German.....	1,274	329,983	527	85,172	747	244,811	German.....	1	30			1	30
Independent churches.....	77	11,832	46	6,547	31	5,285	Scandinavian—						
Armenian and Turkish.....	1	30	1	30			Danish.....	2	533	1	400	1	133
Bohemian.....	1	443	1	443			Danish and Norwegian.....	2	66	1	58	1	8
Dutch.....	5	1,023	4	679	1	344	Norwegian.....	1,368	171,474	526	54,890	842	116,584
Finnish.....	6	500	6	500			Norwegian and Swedish.....	1	55			1	55
German.....	27	4,374	12	1,720	15	2,654	Not specified.....	5	215	2	57	3	158
German and Italian.....	1	834			1	834	Joint Synod of Ohio.....	570	130,012	191	25,193	379	104,819
German and Polish.....	1	194			1	194	German.....	568	129,433	190	25,089	378	104,344
German, Italian, and Yiddish.....	1	527	1	527			German and Slavic.....	1	475			1	475
German, Magyar, and Slovak.....	1	500	1	500			Norwegian.....	1	104	1	104		
Italian.....	3	988	1	325	2	663	Synod of Buffalo—						
Japanese.....	4	441	4	441			German.....	37	6,098	14	2,595	23	3,503
Russian.....	2	111	2	111			Eielsen's Synod—						
Russian and Slavic.....	1	300	1	300			Norwegian.....	19	1,163	11	608	8	555
Scandinavian—							Synod of Iowa—						
Danish and Norwegian.....	2	116			2	116	German.....	809	123,669	458	57,205	351	66,464
Danish, Norwegian, and Swedish.....	1	22	1	22									
Norwegian.....	4	273	3	250	1	23							

RELIGIOUS BODIES.

TABLE 29.—ORGANIZATIONS AND MEMBERS USING FOREIGN LANGUAGES ONLY AND FOREIGN LANGUAGES AND ENGLISH, BY DENOMINATIONS AND SPECIFIED LANGUAGES: 1916—Continued.

DENOMINATION AND SPECIFIED LANGUAGE.	ORGANIZATIONS REPORTING SERVICES CONDUCTED IN FOREIGN LANGUAGES.						DENOMINATION AND SPECIFIED LANGUAGE.	ORGANIZATIONS REPORTING SERVICES CONDUCTED IN FOREIGN LANGUAGES.					
	Total.		Foreign languages only.		Foreign languages and English.			Total.		Foreign languages only.		Foreign languages and English.	
	Organizations.	Members.	Organizations.	Members.	Organizations.	Members.		Organizations.	Members.	Organizations.	Members.	Organizations.	Members.
Lutheran bodies—Continued.							Methodist bodies—Continued.						
Danish Lutheran Church—							Methodist Episcopal—Continued.						
Danish	99	14,439	88	12,890	11	1,549	Persian	1	301			1	801
Ice'andic Synod—							Polish	3	795	1	60	2	735
Danish	14	1,830	11	1,542	3	288	Polish and Slavic	1	110	1	110		
Immanuel Synod	11	2,878	5	1,493	6	1,385	Portuguese	5	244	1	23	4	221
French	1	11	1	11			Russian	1	200			1	200
German	9	2,787	3	1,402	6	1,385	Scandinavian—						
Norwegian	1	80	1	80			Danish	1	77			1	77
Finnish, Suomi Synod	133	18,852	119	16,955	14	1,897	Danish and Norwegian	39	2,239	32	1,629	7	610
Finnish	132	18,740	118	16,843	14	1,897	Danish, Norwegian, and Swedish	1	61			1	61
Finnish and Swedish	1	112	1	112			Norwegian	78	4,351	50	2,931	28	1,420
Lutheran Free Church (Norwegian)	357	27,084	195	12,268	162	14,816	Norwegian and Swedish	1	48	1	48		
Scandinavian—							Swedish	245	20,415	131	8,610	114	11,805
Norwegian	355	26,976	195	12,233	160	14,743	Not specified	4	270	1	3	8	267
Norwegian and Swedish	1	35			1	35	Slovak	3	142			3	142
Not specified	1	73			1	38	Spanish	44	1,860	39	1,544	5	316
United Danish Lutheran Church	190	17,094	113	9,871	77	7,223	Welsh	2	220	2	220		
Scandinavian—							Methodist Protestant—						
Danish	189	17,046	112	9,823	77	7,223	German	1	152			1	152
Not specified	1	48	1	48			Wesleyan Methodist Connection—						
Finnish Lutheran National Church—							Indian	1	61			1	61
Finnish	61	7,701	61	7,701			Methodist Episcopal, South—	152	9,642	121	5,706	31	3,936
Apostolic Lutheran Church (Finnish)	47	6,664	46	6,590	1	74	Dutch, French, and German	1	237			1	237
Finnish	45	6,315	45	6,315			French	6	624	2	110	4	514
Finnish and Norwegian	1	275			1	74	German	17	1,444	5	352	12	1,092
Finnish and Swedish	1	74					Indian	72	2,839	67	2,535	5	304
Lutheran Brethren (Norwegian)	23	892	18	622	5	270	Italian	1	6			1	6
Scandinavian—							Italian and Spanish	4	70			1	70
Norwegian	20	850	15	580	5	270	Japanese	4	100	4	100		
Not specified	3	42	3	42			Korean	5	207	5	207		
Jehovah Conference—							Spanish	45	4,115	38	2,402	7	1,713
German	6	831	4	465	2	366	Free Methodist	6	269			6	269
Mennonite bodies:							German	3	246			3	246
Mennonite Church	80	17,003	6	275	74	16,728	Japanese	2	13			2	13
Bohemian	1	75			1	75	Swedish	1	10			1	10
German	79	16,928	6	275	73	16,653	African Methodist Episcopal—						
Hutterian Brethren—							Indian	1	50			1	50
German	17	982	17	982			Moravian bodies:						
Conservative Amish—							Moravian Church (Unitas Fratrum)	35	10,036	35	10,036		
German	13	1,068	10	648	3	418	German	32	9,410	32	9,410		
Old Order Amish—							Scandinavian—						
German	85	7,442	84	7,257	1	185	Danish	1	459	1	459		
Church of God in Christ—							Norwegian	1	159	1	159		
German	21	1,125	5	118	16	1,007	Spanish	1	8	1	8		
Old Order Mennonite (Wisler)—							Bohemian and Moravian Brethren—						
German	22	1,608	2	47	20	1,561	Bohemian	23	1,714	23	1,714		
Reformed Mennonite—							Independent Bohemian and Moravian Brethren—						
German	6	778			6	778	Bohemian	3	320	3	320		
General Conference of Mennonites	81	12,282	43	6,289	38	5,993	New Apostolic Church	18	3,662	11	1,282	7	2,380
German	73	12,011	41	6,211	32	5,800	Dutch	2	170	2	170		
Indian	8	271	2	78	6	193	German	16	3,492	9	1,112	7	2,380
Defenseless Mennonites—							Nonsectarian Churches of Bible Faith:						
German	7	664			7	664	German	2	1,018			2	1,018
Mennonite Brethren in Christ—							Old Catholic Churches in America:						
German	15	935			15	935	Old Roman Catholic Church	10	3,850	10	3,850		
Mennonite Brethren Church	43	5,034	31	3,511	12	1,523	Italian	1	75	1	75		
German	41	4,933	30	3,464	11	1,469	Lithuanian	1	200	1	200		
Indian	1	54			1	54	Lithuanian and Polish	1	325	1	325		
Russian	1	47	1	47			Polish	3	1,700	3	1,700		
Krimmer Brueder-Gemeinde—							Portuguese	3	550	3	550		
German	11	839	10	795	1	44	Russian	1	1,000	1	1,000		
Kleine Gemeinde—							Catholic Church of North America	5	8,300	4	7,700	1	600
German	3	171	3	171			Italian	3	7,400	3	7,400		
Central Conference of Mennonites—							Polish	1	300	1	300		
German	5	781			5	781	Slavic	1	600			1	600
Conference of Defenseless Mennonites—							Pentecostal Church of the Nazarene	5	176	2	45	3	131
German	12	1,141	9	684	3	457	Dutch	1	65			1	65
Stauffer Mennonites—							German	1	15	1	15		
German	5	209	5	209			Indian	1	10			1	10
Methodist bodies:							Norwegian	1	30	1	30		
Methodist Episcopal	1,250	111,650	600	42,519	650	69,131	Spanish	1	56			1	56
Armenian	3	1,216			3	1,216	Polish National Catholic Church:						
Armenian and German	1	241			1	241	Polish	32	27,659	32	27,659		
Bohemian	10	2,589	3	199	7	2,390	Presbyterian bodies:						
Bohemian, Polish, and Slovak	1	24			1	24	Presbyterian Church in the United States of America	438	68,838	213	18,106	225	50,732
Chinese	9	372	4	85	5	287	Armenian	7	1,522	3	150	4	1,372
Chinese, German, Italian, Russian, and Yiddish	1	350			1	350	Bohemian	40	5,521	22	1,648	18	3,873
Finnish	6	338	6	338			Bohemian and Chinese	1	64	1	64		
French	8	830	2	122	6	708	Bohemian and Ruthenian	1	1,113			1	1,113
German	686	61,285	290	22,785	396	38,500	Bohemian, German, Italian, and Magyar	1	908			1	908
Greek	1	180			1	180	Chinese	5	449	3	176	2	273
Indian	17	1,357	1	73	16	1,284	Dutch	8	2,759	2	236	6	2,523
Italian	53	8,499	17	2,483	36	6,016	Finnish	1	1			1	1
Italian and Polish	1	93			1	93	Finnish and Italian	1	352			1	352
Italian, Portuguese, and Spanish	1	387			1	387	French	9	1,431	3	207	6	1,224
Japanese	23	2,556	18	1,256	5	1,300							

LANGUAGES USED IN CHURCH SERVICES.

TABLE 29.—ORGANIZATIONS AND MEMBERS USING FOREIGN LANGUAGES ONLY AND FOREIGN LANGUAGES AND ENGLISH, BY DENOMINATIONS AND SPECIFIED LANGUAGES: 1916—Continued.

DENOMINATION AND SPECIFIED LANGUAGE.	ORGANIZATIONS REPORTING SERVICES CONDUCTED IN FOREIGN LANGUAGES.						DENOMINATION AND SPECIFIED LANGUAGE.	ORGANIZATIONS REPORTING SERVICES CONDUCTED IN FOREIGN LANGUAGES.					
	Total.		Foreign languages only.		Foreign languages and English.			Total.		Foreign languages only.		Foreign languages and English.	
	Organizations.	Members.	Organizations.	Members.	Organizations.	Members.		Organizations.	Members.	Organizations.	Members.	Organizations.	Members.
Presbyterian bodies—Continued.							Roman Catholic Church—Contd.						
Presbyterian Church in the U. S. A.—Continued.							Arabic and Greek	1	500	1	500		
French and Italian	2	245	1	150	1	95	Arabic and Spanish	1	400	1	400		
Gaelic	2	380			2	380	Arabic and Syrian	13	6,462	11	5,487	2	975
German	128	16,811	51	5,928	77	10,883	Armenian	1	90	1	90		
Indian	65	4,298	37	1,794	28	2,604	Belgian	9	3,874	2	648	7	3,226
Indian and Spanish	2	171	1	108	1	63	Belgian and French	1	100			1	100
Italian	52	17,969	11	805	41	17,164	Belgian and Indian	1	225			1	225
Italian and Polish	1	134			1	134	Belgian, French, and German	2	665	1	300	1	365
Italian and Russian	1	430			1	430	Belgian, French, and Polish	1	123			1	123
Italian and Spanish	1	663			1	663	Belgian, French, German, Polish, and Slavic	1	2,010			1	2,010
Italian, Magyar, Russian, and Ruthenian	1	585			1	585	Bohemian	178	133,911	76	67,827	102	66,084
Japanese	11	1,080	8	680	3	400	Bohemian and French	1	276			1	276
Korean	1	386			1	386	Bohemian and German	61	38,522	11	11,216	60	27,306
Magyar	25	5,422	13	2,604	12	2,818	Bohemian and Polish	2	778			2	778
Persian and Syrian	1	83	1	83			Bohemian and Spanish	4	2,501			4	2,501
Polish	1	60	1	60			Bohemian, Croatian, French, German, and Lithuanian	1	350			1	350
Portuguese	1	510			1	610	Bohemian, Croatian, French, German, Italian, and Polish	1	946			1	946
Russian	1	25	1	25			Bohemian, Croatian, German, and Polish	1	2,600			1	2,600
Ruthenian	2	779			2	779	Bohemian, Croatian, German, Italian, Polish, Slovak, and Slovenian	1	2,355			1	2,355
Scandinavian—							Bohemian, Dutch, and German	1	1,500			1	1,500
Norwegian	1	12			1	12	Bohemian, French, and German	2	2,504			2	2,504
Swedish	3	97			3	97	Bohemian, French, German, and Polish	1	336			1	336
Slavic	2	111	2	111			Bohemian, German, and Polish	6	2,223	2	525	4	1,698
Slovak	2	111	2	111			Bohemian, German, and Slovak	1	753			1	753
Spanish	51	3,078	48	2,955	3	123	Bohemian, German, and Spanish	1	200			1	200
Syrian	2	768	1	118	1	650	Bohemian, German, Italian, Polish, and Slovak	1	1,037			1	1,037
Syrian	5	496	2	112	3	384	Bohemian, German, Polish, and Syrian	1	559			1	559
Yiddish	1	33			1	33	Bohemian, Italian, and Slovak	1	300			1	300
Cumberland Presbyterian	13	315	9	167	4	148	Bohemian, Polish, and Slovak	1	4,000			1	4,000
Chinese	1	96			1	96	Bohemian, Polish, and Slovenian	1	524	1	524		
Indian	12	219	9	167	3	52	Croatian	19	42,793	14	33,419	5	9,374
Welsh Calvinistic Methodist—							Croatian and Italian	1	531			1	531
Welsh	122	14,140	24	2,219	98	11,921	Croatian and Polish	1	90	1	90		
United Presbyterian	16	820	4	234	12	686	Croatian and Slavic	3	4,900	3	4,900		
French	1	135	1	135			Croatian and Slovak	1	2,000			1	2,000
German	1	70			1	70	Croatian and Slovenian	2	4,341	1	991	1	3,350
Indian	1	104			1	104	Croatian and Spanish	1	300			1	300
Italian	13	511	3	99	10	412	Croatian, French, Slovak, and Slovenian	1	1,000	1	1,000		
Presbyterian Church in the United States	41	4,080	32	1,629	9	2,451	Croatian, German, and Polish	1	46			1	46
Bohemian	1	80			1	80	Croatian, German, Polish, and Ruthenian	1	600			1	600
French	2	331			2	331	Croatian, Italian, Polish, Slovak, and Slovenian	1	150	1	150		
German	2	420	1	5	1	415	Croatian, Lithuanian, and Polish	1	1,300			1	1,300
Indian	11	423	8	224	3	205	Croatian, Polish, Russian, Slavic, and Slovak	1	1,398	1	1,398		
Italian	4	1,612	1	112	3	1,500	Croatian, Polish, Slovak, and Slovenian	1	2,120	1	2,120		
Spanish	21	1,208	21	1,208			Dutch	19	20,223			19	20,223
Reformed Presbyterian Synod—							Dutch and German	6	4,770			6	4,770
Indian	1	100			1	100	Dutch, French, and German	1	1,401			1	1,401
Protestant Episcopal Church	121	26,465	49	3,611	72	22,854	Dutch, French, German, and Indian	1	180			1	180
Armenian	2	321	1	164	1	157	Dutch, German, Indian, and Polish	1	184			1	184
Armenian, Chinese, and Swedish	1	3,452			1	3,452	Flemish	1	84			1	84
Chinese	1	26	1	26			Flemish and French	2	4,948			2	4,948
Chinese and Italian	1	9,191			1	9,191	Flemish, French, and German	1	293			1	293
French	3	495	3	495			French	699	1,026,966	200	478,255	499	548,711
German	2	993			2	993	French and German	59	39,596	2	1,000	57	37,996
German, Russian, and Swedish	1	1,071			1	1,071	French and Indian	1	100			1	100
Indian	80	4,051	38	1,949	42	2,102	French and Italian	14	24,827	1	1,143	13	23,684
Italian	21	5,411	2	178	19	5,233	French and Polish	17	17,226	2	570	15	16,656
Japanese	1	35			1	35	French and Portuguese	4	3,514			4	3,514
Lithuanian, Polish, and Ruthenian	1	65	1	65			French and Spanish	4	2,420			4	2,420
Magyar	1	309			1	309	French, German, and Indian	4	2,443			4	2,443
Swedish	6	1,045	3	734	3	311	French, German, and Italian	9	19,619			9	19,619
Reformed bodies:							French, German, and Magyar	1	4,000			1	4,000
Reformed in America	264	43,774	72	8,390	192	35,384	French, German, and Polish	7	3,212			7	3,212
Dutch	182	31,207	31	3,974	151	27,233	French, German, and Spanish	1	92			1	92
German	70	10,173	35	3,843	35	6,330	French, German, Italian, and Polish	1	578			1	578
Indian	6	958	1	192	4	766	French, German, Lithuanian, and Polish	1	1,200			1	1,200
Italian	3	1,122	1	67	2	1,055	French, German, Polish, and Slovak	1	1,000			1	1,000
Japanese	1	65	1	65			French, Italian, and Polish	2	1,059			2	1,059
Magyar	3	249	3	249			French, Italian, and Slovak	1	1,723			1	1,723
Reformed in the United States	615	141,322	172	20,958	443	120,364	French, Italian, and Spanish	2	7,600			2	7,600
Bohemian	2	102	1	61	1	41	French, Italian, Polish, and Slovenian	1	936			1	936
Dutch	1	164			1	164							
German	595	136,737	158	17,685	437	119,052							
German and Magyar	1	420			1	420							
Indian	1	23			1	23							
Japanese	1	106	1	106									
Magyar	14	3,770	12	3,106	2	664							
Christian Reformed	203	34,376	151	25,580	52	8,796							
Dutch	191	33,353	143	24,990	48	8,363							
Dutch and German	3	233	3	233									
German	8	688	5	357	3	331							
Indian	1	102			1	102							
Hungarian Reformed	46	9,851	46	9,851									
Magyar	43	8,673	43	8,673									
Magyar and Slavic	3	1,178	3	1,178									
Roman Catholic Church	6,076	7,677,171	2,230	3,306,439	3,846	4,370,732							
Albanian, Greek, and Italian	1	1,600	1	1,600									
Arabic	6	2,218	6	2,218									

1 Whether Flemish or French not specified.

RELIGIOUS BODIES.

TABLE 29.—ORGANIZATIONS AND MEMBERS USING FOREIGN LANGUAGES ONLY AND FOREIGN LANGUAGES AND ENGLISH, BY DENOMINATIONS AND SPECIFIED LANGUAGES: 1916—Continued.

DENOMINATION AND SPECIFIED LANGUAGE.	ORGANIZATIONS REPORTING SERVICES CONDUCTED IN FOREIGN LANGUAGES.						DENOMINATION AND SPECIFIED LANGUAGE.	ORGANIZATIONS REPORTING SERVICES CONDUCTED IN FOREIGN LANGUAGES.					
	Total.		Foreign languages only.		Foreign languages and English.			Total.		Foreign languages only.		Foreign languages and English.	
	Organizations.	Members.	Organizations.	Members.	Organizations.	Members.		Organizations.	Members.	Organizations.	Members.	Organizations.	Members.
Roman Catholic Church—Contd.							Roman Catholic Church—Contd.						
French, Lithuanian, and Polish	2	1,758			2	1,758	Polish and Slovak	7	5,990	3	590	4	5,400
French, Magyar, and Slovenian	1	3,402			1	3,402	Polish and Slovenian	1	410	1	410		
French, Portuguese, and Spanish	1	1,810	1	1,810			Portuguese	53	87,114	19	52,444	34	34,670
Gaelic, German, and Polish	1	465	1	465			Portuguese and Spanish	2	2,607	1	1,020	1	1,587
German	1,890	1,672,690	206	191,347	1,684	1,481,343	Rumanian	8	11,813	6	6,613	2	5,200
German and Greek	1	429			1	429	Russian	6	3,255	6	3,255		
German and Indian	5	1,442			5	1,442	Russian and Slavic	3	2,766	3	2,766		
German and Italian	19	52,269	2	8,569	17	43,700	Russian and Slovenian	1	980	1	980		
German and Lithuanian	2	10,000	1	5,000	1	5,000	Ruthenian	45	51,292	44	49,475	1	1,817
German and Magyar	6	5,499	3	1,993	3	3,506	Ruthenian and Slavic	24	22,918	24	22,918		
German and Polish	34	24,039	2	877	32	23,162	Ruthenian and Slovak	1	650	1	650		
German and Russian	1	437			1	437	Serbian	1	152			1	152
German and Slavic	3	2,952	1	1,000	2	1,952	Slavic	113	118,264	98	106,927	15	11,337
German and Slovak	2	3,200			2	3,200	Slavic and Slovak	1	580			1	580
German and Slovenian	2	459			2	459	Slovak	109	125,687	69	78,447	40	47,240
German and Spanish	16	9,848	5	2,583	11	7,265	Slovak and Slovenian	1	800	1	800		
German and Syrian	1	525	1	525			Slovenian	67	93,996	29	42,477	38	51,519
German, Indian, and Polish	1	1,399			1	1,399	Spanish	841	552,244	530	278,748	311	273,496
German, Italian, and Slovak	1	300			1	300	Syrian	20	14,187	17	8,705	3	5,482
German, Italian, and Slovenian	1	534			1	534	Salvation Army	74	3,364	71	3,267	3	97
German, Italian, Magyar, Polish, and Slavic	1	500			1	500	Chinese	1	44			1	44
German, Italian, Polish, and Slavic	1	2,000			1	2,000	German	1	39			1	39
German, Italian, Polish, and Spanish	1	387			1	387	Italian	1	32	1	32		
German, Italian, Portuguese, and Spanish	1	1,200	1	1,200			Scandinavian—						
German, Magyar, and Slavic	2	1,140	1	40	1	1,100	Swedish	50	2,276	50	2,276		
German, Magyar, Polish, and Slavic	2	1,808			2	1,808	Not specified	20	959	20	959		
German, Magyar, Polish, and Syrian	1	600			1	600	Spanish	1	14			1	14
German, Polish, and Slavic	3	1,316	1	16	2	1,300	Scandinavian Evangelical bodies:						
German, Polish, Slovak, and Slovenian	1	1,015			1	1,015	Swedish Mission Covenant	316	29,136	245	19,207	71	9,929
Greek	6	2,925			6	2,925	Norwegian and Swedish	1	13	1	13		
Greek and Syrian	2	600	2	600			Swedish	315	29,123	244	19,194	71	9,929
Greek, Ruthenian, and Slavic	1	280	1	280			Swedish Free Church	100	6,112	69	4,461	31	1,651
Indian	100	26,402	39	5,839	61	20,563	Scandinavian—						
Indian and Polish	1	325			1	325	Swedish	96	6,044	66	4,402	30	1,642
Indian and Spanish	1	375			1	375	Not specified	4	68	3	59	1	9
Italian	476	1,515,818	149	420,511	327	1,095,307	Norwegian-Danish Free Church	32	2,444	11	448	21	1,906
Italian and Lithuanian	2	3,565			2	3,565	Scandinavian—						
Italian and Magyar	2	305			2	305	Swedish	2	175			2	175
Italian and Polish	15	12,117	1	75	14	12,042	Danish and Norwegian	1	17			1	17
Italian and Portuguese	7	10,648			7	10,648	Danish, Norwegian, and Swedish	2	98			2	98
Italian and Slavic	2	2,523			2	2,523	Norwegian	22	1,997	8	346	14	1,651
Italian and Slovak	2	813			2	813	Not specified	5	167	3	102	2	55
Italian and Slovenian	3	6,200	1	600	2	5,600	Schwenkfelders:						
Italian and Spanish	3	5,120			3	5,120	German	2	744			2	744
Italian, Lithuanian, and Magyar	1	7,550			1	7,550	Spiritualists:						
Italian, Lithuanian, and Polish	2	5,932	1	559	1	5,373	Spiritualists (National Association)	20	1,448	3	116	17	1,332
Italian, Lithuanian, and Slovak	1	970			1	970	French	1	157			1	157
Italian, Lithuanian, Magyar, and Polish	1	2,500			1	2,500	German	15	1,153			15	1,153
Italian, Magyar, and Polish	1	360			1	360	Magyar	4	138	3	116	1	22
Italian, Polish, and Slavic	1	575			1	575	Temple Society—						
Italian, Polish, and Syrian	1	2,800			1	2,800	German	1	98			1	98
Italian, Portuguese, and Spanish	1	650			1	650	Theosophical societies:						
Italian, Slovak, and Spanish	1	2,500	1	2,500			Theosophical Society, American						
Japanese	1	75			1	75	Section	4	93	4	93		
Lithuanian	96	150,277	87	140,144	9	10,133	Finnish	2	42	2	42		
Lithuanian and Polish	13	16,571	9	12,425	4	4,146	Scandinavian (not specified)	1	40	1	40		
Lithuanian and Slovak	1	996			1	996	Spanish	1	11	1	11		
Lithuanian, Polish, and Slavic	2	1,744	1	894	1	850	Unitarians	6	540	6	540		
Lithuanian, Polish, and Slovenian	1	500			1	500	Finnish	2	115	2	115		
Magyar	48	66,315	32	44,404	16	21,911	Scandinavian—						
Magyar and Polish	3	1,060			3	1,060	Norwegian	2	400	2	400		
Magyar and Rumanian	1	300	1	300			Swedish	2	25	2	25		
Magyar and Ruthenian	4	4,900	4	4,900			United Brethren bodies:						
Magyar and Slavic	12	9,910	6	6,472	6	3,438	United Brethren in Christ	40	5,764	9	922	31	4,842
Magyar and Slovak	2	2,100			2	2,100	Dutch	2	114			2	114
Magyar, Polish, and Slavic	3	2,575	1	56	2	2,519	French	1	37			1	37
Magyar, Polish, and Slovak	1	1,600			1	1,600	German	37	5,613	9	922	28	4,691
Magyar, Serbian, and Slovak	1	4,380			1	4,380	United Brethren in Christ (Old Constitution)—						
Polish	735	1,425,193	466	1,165,064	269	260,129	Chinese	1	72			1	72
Polish and Slavic	10	11,289	5	6,700	5	4,589	United Evangelical Church:						
							German	49	5,788	3	30	46	5,758
							Volunteers of America	4	1,115			4	1,115
							German	1	45			1	45
							Hebrew and Italian	1	520			1	520
							Indian	1	500			1	500
							Scandinavian (not specified)	1	50			1	50

In this table it is shown that, of the 26,239 organizations, with 11,329,487 members, which reported the use of a foreign language, 11,684 organizations with 4,756,231 members use the specified foreign

language or languages only, while 14,555 organizations, with 6,573,256 members use English also. It thus appears that only 5.1 per cent of the total number of organizations in the United States, and only 11.3

per cent of the total number of members are reported as using foreign languages only in church services. This is a considerably smaller percentage than was shown for 1906, the figures for that year showing 7.9 per cent of the organizations and 15.9 per cent of the members using foreign languages only.

This reduction in the number of organizations using foreign languages only in conducting services is brought

out very clearly in Table 30, which presents, for each denomination showing 25,000 or more members belonging to organizations using a foreign language in 1916, the number of organizations and members using foreign languages only and the number using both foreign languages and English. This table is drawn from Table 29 and gives, in addition, corresponding figures for 1906, and the increase or decrease between the two censuses.

TABLE 30.—COMPARISON OF ORGANIZATIONS AND MEMBERS USING FOREIGN LANGUAGES ONLY AND FOREIGN LANGUAGES AND ENGLISH, FOR SELECTED DENOMINATIONS: 1916 AND 1906.

DENOMINATION.	1916				1906				INCREASE: ¹ 1906-1916.			
	Organizations reporting services conducted in—				Organizations reporting services conducted in—							
	Foreign languages only.		Foreign languages and English.		Foreign languages only.		Foreign languages and English.		Foreign languages only.		Foreign languages and English.	
	Organi- zations.	Mem- bers.	Organi- zations.	Mem- bers.	Organi- zations.	Mem- bers.	Organi- zations.	Mem- bers.	Organi- zations.	Mem- bers.	Organi- zations.	Mem- bers.
All denominations.....	11,684	4,756,231	14,555	6,573,256	16,688	5,563,384	7,906	3,773,555	-5,004	-807,153	6,649	2,799,701
Armenian Church.....	34	27,450			71	19,554			-37	7,896		
Baptists—Northern Baptist Convention.....	392	34,309	321	49,644	548	46,669	114	20,023	-156	-12,360	207	29,621
Congregational Churches.....	309	22,227	138	23,630	341	23,345	125	14,839	-32	-1,118	13	8,791
Eastern Orthodox Churches:												
Greek Church (Hellenic).....	87	119,871			334	90,751			-247	29,120		
Russian Church.....	166	98,394	2	1,012	51	14,013	8	5,098	115	84,381	-6	-4,086
Evangelical Association.....	183	9,275	402	38,094	554	33,797	363	25,730	-371	-24,522	39	12,364
German Evangelical Synod.....	527	85,172	747	244,811	952	201,137	236	87,556	-425	-115,965	511	157,255
Jewish congregations.....	1,202	215,421	335	126,959	752	258,988	199	23,856	450	156,433	136	103,103
Lutheran bodies:												
General Synod.....	83	10,987	146	36,986	145	17,506	117	28,879	-62	-6,519	29	8,107
General Council.....	525	82,352	1,053	285,146	984	186,401	602	235,167	-459	-104,049	451	49,979
Synodical Conference.....	968	190,795	2,292	537,788	2,433	456,734	714	171,505	-1,465	-265,939	1,578	366,283
Synod for Norwegian.....	333	35,167	587	73,530	601	64,751	301	41,642	-268	-29,584	286	31,888
United Norwegian Church.....	530	55,405	849	116,968	807	119,802	329	60,867	-277	-64,397	520	53,101
Joint Synod of Ohio.....	191	25,193	379	104,819	351	50,040	255	54,683	-160	-24,847	124	50,136
Synod of Iowa.....	458	57,205	351	66,464	722	92,113	97	16,779	-264	-34,908	254	49,685
Lutheran Free Church (Norwegian).....	195	12,268	162	14,816	275	21,815	44	5,049	-80	-9,547	118	9,767
Methodist Episcopal Church.....	600	42,519	650	69,131	1,228	84,530	172	14,874	-628	-42,011	478	54,257
Polish National Catholic Church.....	32	27,659			24	15,473			8	12,186		
Presbyterian Church in the United States of America.....	213	18,106	225	50,732	269	20,635	107	21,271	-56	-2,529	118	29,461
Protestant Episcopal Church.....	49	3,611	72	22,854	89	6,337	88	18,768	-40	-2,726	-16	4,086
Reformed bodies:												
Reformed Church in America.....	72	8,390	192	35,384	115	13,841	107	18,523	-43	-5,451	85	16,861
Reformed Church in the United States.....	172	20,958	443	120,364	290	41,574	434	105,621	-88	-20,616	9	14,743
Christian Reformed Church.....	151	25,580	52	8,796	146	24,058	7	1,077	5	1,522	45	7,719
Roman Catholic Church.....	2,230	3,306,439	3,846	4,370,732	2,175	3,605,219	2,535	2,679,514	54	-298,780	1,311	1,691,218
Swedish Mission Covenant.....	245	19,207	71	9,929	274	20,351	5	384	-29	-1,144	66	9,545

¹ A minus sign (-) denotes decrease.

² In 1906, heads of families only.

Of the 25 denominations included in this presentation, all but 5 show a decrease in the number of organizations using a foreign language only, and all but 6 show a decrease in the membership of such organizations. It is to be noted that these exceptions are largely denominations which have come into existence in the United States to meet the needs of natives of those countries which have contributed the larger part of the immigration of recent years. With regard to the Armenian, Greek, Russian, and Polish organizations, it is to be remembered that the priests conducting services are practically all natives of those lands, have never had English education, and even if the congregation understood English the priests would not be able to conduct services in it. The same is true measurably of the Jewish congregations, especially those composed of more recently arrived immigrants.

In the Evangelical Association, established originally to provide services in German for Methodists who did not understand English, the number of organizations reporting only German dropped from 554 in 1906 to 180 in 1916, a loss of 374, while the number of organizations reporting a foreign language and English rose from 363 in 1906 to 402 in 1916, a gain of 39; it would appear probable that the balance between the loss and gain passed into the "English only" class.

The German Evangelical Synod of North America¹ reported 527 organizations using German only in 1916 against 952 in 1906, and 747 using German and English in 1916 against 236 in 1906. Of the Lutheran bodies which have been especially interested in providing foreign language services, the General Council

¹ The term "German" has been dropped from the title, though official action awaits the meeting of the General Synod in 1920.

has dropped from 984 to 525 in number of organizations using a foreign language only (chiefly Swedish or German); the Synodical Conference from 2,433 to 968 (almost entirely German); and the Synod of Iowa from 722 to 458 (all German). In each of these bodies there has been a corresponding increase in the number of organizations reporting a foreign language and English, and in each case a comparatively small balance of organizations that have passed into the class using English only, or have met new needs of immigration by the use of both languages. Another notable decrease is shown by the Methodist Episcopal Church.

The average membership of the organizations which use the specified foreign languages and English was in 1916 usually larger than that of the organizations reporting specified foreign languages only, the table indicating for the denominations, as a whole, an average of 452 members for the former and 407 for the latter. A notable exception is in the Roman Catholic Church, where the average membership of the organizations using the specified foreign languages only was 1,483, while the average of those which use the specified foreign languages and English was 1,136. A partial explanation of this is found in the fact that a considerable number of Roman Catholic organizations using foreign languages only report a very large membership. Thus a Bohemian parish in Maryland reports 6,000 members, and two Polish parishes a total of 10,150 members, an average of 5,075; a Lithuanian parish in Ohio reports 6,000 members, while in New York 12 Italian parishes aggregate 95,259 members, an average of 7,938. Similar conditions exist elsewhere and indicate large non-English speaking communities provided in each case with a single church which, with its numerous services, meets the needs of the community.

Table 29 brings out more clearly, perhaps, than in any other way, the cosmopolitan character of the population of the United States. Undoubtedly some languages not listed are spoken by individuals, but the fact that these have a definite place in the religious service of so many communities is of the greatest significance. Scarcely less significant, moreover, than the variety of languages used is the combination of languages in use in the same local organization. Some combinations seem natural, as when one language is evidently that of the liturgy and the other that of the address, as Slavic and Serbian, or when two cognate languages are used, as Norwegian and Swedish, but such combinations as "Chinese, German, Italian, Russian, Yiddish, and English," or "German, Italian, Polish, Spanish, and English" illustrate very vividly the cosmopolitan character of the congregations. This is particularly noticeable in

the Roman Catholic Church and in those Protestant bodies which are more closely identified with evangelistic work among the foreign population.

In Table 31 the languages reported are arranged alphabetically, and the number of denominations and of organizations, with membership, reporting them, whether alone or in conjunction with some other language, are given for 1916 and 1906, respectively. Since many organizations report the use of two or more languages it is evident that there is much duplication in the figures. The classification of languages is in accord with that used for mother tongues in the general census reports, and is practically the same as that of 1906. In the few instances of variation the figures for 1906 have been changed.

From this table it appears that German was the leading foreign language used in church services in 1916, as it was reported by the largest number of denominations comprising the largest number of organizations and members. This was also true in 1906. The language reported by the next highest number of denominations was Italian, which was second to the German in number of members but not of organizations, due probably to its use in the Roman Catholic Church, which, as was noted in connection with Table 29, is inclined to have a very large average membership per organization. Other languages used by more than 1,000,000 members were Polish and French, but they were exceeded in number of denominations reporting by the Swedish, American Indian, and Norwegian.

Only 5 languages showed a decrease from 1906 to 1916 in the number of members reported as using them—Bohemian, from 236,325 to 210,492; French, from 1,363,641 to 1,190,436; Indian (American), from 64,051 to 56,984; Norwegian, from 357,865 to 344,844; and Welsh, from 28,948 to 26,574.

Taken as a whole, the table shows the same tendency among the more important languages that was indicated among the larger denominations in Table 29—a decrease in the number of organizations and members using foreign languages only and an increase in the number using them in connection with English. The exceptions are found in those languages used by the more recent class of immigrants to this country.

Five languages which were not reported as being used by any denomination in 1906, but were reported by one or more denominations in 1916, were Albanian, Bulgarian, Korean, Persian, and Turkish. One language (Montenegrin) reported in 1906, was not reported as being used in 1916.

Table 32 presents a geographic distribution, by divisions and states, of the organizations and members reporting the use of foreign languages in 1916 and 1906 and the number of languages reported.

LANGUAGES USED IN CHURCH SERVICES.

TABLE 31.—ORGANIZATIONS AND MEMBERS USING FOREIGN LANGUAGES ALONE OR IN COMBINATION WITH OTHER LANGUAGES, FOR EACH SPECIFIED FOREIGN LANGUAGE: 1916 AND 1906.

LANGUAGE.	1916							1906						
	Number of denomi-nations report-ing.	Organizations reporting services conducted in foreign languages.						Number of denomi-nations report-ing.	Organizations reporting services conducted in foreign languages.					
		Total.		Specified lan-guage only.		Specified lan-guage and other language or lan-guages (including English).			Total.		Specified lan-guage only.		Specified lan-guage and other language or lan-guages (including English).	
		Organi-zations.	Mem-bers.	Organi-zations.	Mem-bers.	Organi-zations.	Mem-bers.		Organi-zations.	Mem-bers. ¹	Organi-zations.	Mem-bers. ¹	Organi-zations.	Mem-bers. ¹
Albanian.....	2	3	2,010	2	410	1	1,600	4	12	4,940	2	330	10	4,610
Arabic.....	3	36	17,105	8	3,288	28	13,817	5	86	26,274	77	19,971	9	6,303
Armenian.....	2	16	7,041	2	648	14	6,393	1	2	5,875	1	5,000	1	875
Belgian.....	12	362	210,492	133	73,065	229	137,427	9	269	236,325	160	135,647	109	100,678
Bobemian.....														
Bulgarian.....	1	3	1,558	2	1,258	1	300							
Chinese.....	9	32	17,361	11	413	21	16,948	10	88	4,854	78	840	10	4,014
Croatian.....	1	39	67,820	14	33,419	25	34,401	2	29	46,186	9	18,288	20	27,898
Dutch.....	14	431	97,842	183	30,109	248	67,733	8	344	81,559	223	36,313	121	45,246
Flemish.....	1	4	5,325			4	5,325							
Finnish (includes Esthonian).....	13	290	36,150	264	32,995	26	3,155	9	266	32,648	255	31,551	11	1,097
French.....	21	927	1,190,436	232	480,623	695	709,813	15	880	1,363,641	287	669,041	602	694,600
Gaelic.....	2	3	845			3	845	1	2	69			2	69
German (includes Austrian).....	84	12,242	3,923,628	3,890	710,168	8,352	3,213,460	78	13,038	3,898,615	8,015	1,857,031	5,023	2,041,584
Greek.....	4	108	132,385	87	119,871	21	12,514	6	363	117,939	337	107,851	26	10,088
Hebrew.....	2	1,529	342,273	521	109,491	1,008	232,782	3	946	82,237	746	58,559	200	23,678
Indian (American).....	24	542	56,984	317	18,058	225	38,926	27	524	64,051	291	16,952	233	47,099
Italian.....	26	816	1,773,795	202	432,596	608	1,341,199	13	457	1,100,580	208	534,869	249	565,711
Japanese.....	13	72	14,401	54	8,982	18	5,419	6	35	4,846	30	3,690	5	1,156
Korean.....	2	6	593	5	207	1	386							
Letish.....	5	13	3,190	10	884	3	2,326	3	10	683	10	683		
Lithuanian.....	6	145	214,025	100	148,292	45	65,733	3	71	123,315	55	96,362	16	26,953
Magyar (includes Hungarian).....	13	214	146,472	122	60,080	92	86,392	5	82	56,728	61	29,866	21	26,892
Montegrin.....								1	1	176			1	176
Persian.....	3	4	437			1	437							
Polish.....	13	979	1,613,554	519	1,195,978	460	417,576	8	570	1,017,292	406	825,264	164	192,028
Portuguese.....	7	88	112,054	24	53,039	64	59,015	5	61	70,607	17	37,933	34	32,674
Rumanian.....	6	21	15,659	13	7,901	8	7,753	3	3	3,317			3	3,317
Russian.....	12	41	17,811	19	4,781	22	13,030	2	7	6,923	4	1,816	3	5,107
Ruthenian (includes Little Russian and Ukrainian).....	4	82	83,227	44	49,475	38	33,752	2	24	28,897	15	21,899	9	6,998
Scandinavian:														
Danish (includes Icelandic).....	14	453	46,260	224	25,650	229	20,610	20	478	45,000	372	33,307	106	11,693
Norwegian.....	23	3,172	344,844	1,269	116,647	1,903	228,197	22	2,849	357,865	2,032	236,504	817	121,361
Swedish.....	24	2,271	289,975	1,205	109,743	1,066	180,232	22	2,177	266,603	1,890	205,923	287	60,680
Not specified.....	18	74	4,951	39	1,629	35	3,352	10	51	3,658	28	1,237	25	2,421
Serbian.....	2	3	4,539	1	7	2	4,532	1	1	1,190			1	1,190
Slavic, not specified (includes Wcn-dish).....	15	383	307,209	279	217,111	104	90,098	9	165	128,386	96	68,662	69	59,724
Slovak.....	8	214	181,536	123	88,424	91	93,112	7	147	124,834	123	95,615	24	29,219
Slovenian.....	4	94	122,114	34	43,964	60	78,150	1	16	27,066	10	18,304	6	8,762
Spanish (includes Basque and Mex-ican).....	19	1,099	606,201	706	288,244	393	317,957	12	732	445,404	550	274,114	182	171,290
Syrian.....	5	59	28,936	33	9,571	26	19,365	4	26	12,100	14	5,489	12	6,611
Turkish.....	2	3	130	2	100	1	30							
Welsh.....	7	211	26,574	46	4,041	165	22,533	8	286	28,948	132	10,587	154	18,361
Yiddish.....	5	705	116,636	6	418	699	116,238	3	4	419	1	(³)	3	419

¹ Corrected figures; see explanation of change in members of the Roman Catholic Church, p. 29.
² Whether Flemish or French not specified.

³ Not reported.

RELIGIOUS BODIES.

TABLE 32.—ORGANIZATIONS AND MEMBERS USING FOREIGN LANGUAGES, BY DIVISIONS AND STATES: 1916 AND 1906.

DIVISION AND STATE.	1916			1906			DIVISION AND STATE.	1916			1906		
	Number of languages reported.	Organizations reporting a foreign language.		Number of languages reported.	Organizations reporting a foreign language.			Number of languages reported.	Organizations reporting a foreign language.		Number of languages reported.	Organizations reporting a foreign language.	
		Number.	Membership.		Number.	Membership.			Number.	Membership.		Number.	Membership.
UNITED STATES.....	42	26,239	11,329,487	38	24,594	9,336,939							
GEOGRAPHIC DIVISIONS:							SOUTH ATLANTIC:						
New England.....	30	1,216	1,252,122	(1)	1,068	1,059,043	Delaware.....	8	17	12,904	5	11	12,226
Middle Atlantic.....	37	4,675	3,465,954	(1)	4,109	2,496,275	Maryland.....	12	129	93,211	11	144	70,335
East North Central.....	34	7,148	3,281,583	(1)	7,132	2,679,627	District of Columbia.....	5	22	15,473	4	11	2,736
West North Central.....	30	8,524	1,629,895	(1)	8,553	1,561,783	Virginia.....	18	93	33,551	10	43	6,789
South Atlantic.....	24	363	175,934	(1)	340	121,855	West Virginia.....	6	21	7,394	11	48	21,265
East South Central.....	15	195	84,510	(1)	192	82,400	North Carolina.....	6	19	1,872	6	17	1,134
West South Central.....	21	1,597	713,448	(1)	1,253	799,761	South Carolina.....	5	14	3,793	3	13	1,574
Mountain.....	23	1,329	408,670	(1)	982	302,805	Georgia.....	6	18	4,400	3	25	2,633
Pacific.....	29	1,192	317,371	(1)	965	233,390	Florida.....	10	30	3,336	6	28	3,163
NEW ENGLAND:							EAST SOUTH CENTRAL:						
Maine.....	14	71	46,391	11	104	88,256	Kentucky.....	7	86	58,249	3	78	61,196
New Hampshire.....	13	101	104,054	9	94	110,239	Tennessee.....	5	19	3,072	7	26	4,917
Vermont.....	8	80	45,070	7	74	48,268	Alabama.....	13	50	13,968	7	58	13,706
Massachusetts.....	26	546	607,154	21	444	491,448	Mississippi.....	8	40	9,221	6	30	2,581
Rhode Island.....	15	97	144,312	11	86	109,898	WEST SOUTH CENTRAL:						
Connecticut.....	22	321	305,141	18	266	210,934	Arkansas.....	6	76	13,032	7	68	21,531
MIDDLE ATLANTIC:							Louisiana.....	7	222	341,799	7	170	438,817
New York.....	35	2,014	1,579,654	27	1,409	1,150,755	Oklahoma.....	10	369	21,444	10	375	23,689
New Jersey.....	25	514	484,083	19	382	224,677	Texas.....	19	930	337,173	13	640	315,724
Pennsylvania.....	31	2,147	1,402,217	27	2,318	1,120,843	MOUNTAIN:						
EAST NORTH CENTRAL:							Montana.....	18	295	29,993	14	88	34,737
Ohio.....	26	1,019	675,964	24	1,097	451,562	Idaho.....	12	111	12,088	8	82	9,417
Indiana.....	20	559	234,850	14	555	169,965	Wyoming.....	13	25	3,843	6	23	3,168
Illinois.....	32	1,864	1,039,856	26	1,738	850,284	Colorado.....	14	221	34,106	18	245	66,125
Michigan.....	27	1,190	522,395	20	1,150	422,308	New Mexico.....	8	482	234,387	5	419	142,913
Wisconsin.....	26	2,516	808,518	20	2,592	785,508	Arizona.....	5	167	86,008	5	74	34,697
WEST NORTH CENTRAL:							Utah.....	7	26	7,711	8	44	10,919
Minnesota.....	21	2,760	558,343	19	2,793	579,875	Nevada.....	2	2	534	4	7	829
Iowa.....	17	1,263	249,335	12	1,401	247,467	PACIFIC:						
Missouri.....	20	651	303,165	19	709	285,860	Washington.....	21	417	54,666	20	355	38,981
North Dakota.....	13	1,352	141,377	15	1,132	117,429	Oregon.....	17	194	28,486	15	158	22,044
South Dakota.....	12	973	99,018	13	960	93,701	California.....	26	581	234,219	20	452	172,365
Nebraska.....	17	918	161,035	17	950	143,265							
Kansas.....	19	607	117,622	13	608	94,186							

1 Not available in 1906.

The two North Central divisions comprised in 1916 considerably more than one-half and one-third of the number of organizations and members, respectively, though the highest number of members in any one division was not shown in this section, as was the case in 1906, but in the Middle Atlantic division. The increase in members using a foreign language in this division was probably due to the large increase in Italian immigration in recent years, which is largely concentrated in the eastern section of the country. As compared with 1906, only one geographic division (the West North Central) showed a decrease in number of organizations, and only one (the West South Central) showed a decrease in number of members reported.

Only 18 states and the District of Columbia reported fewer than 100 organizations using a foreign language, and of these, 13 belonged to the southern section of the country, the exceptions being Maine, Vermont, and Rhode Island of the New England division, and Wyoming, Utah, and Nevada in the Mountain division. Maryland, in the South Atlantic division, and Louisiana, Oklahoma, and Texas, in the West South Central division, were the only Southern

states reporting more than 100 organizations using a foreign language.

Minnesota showed the largest number of organizations (2,760) and New York the largest number of members (1,579,654), the latter state with Pennsylvania and Illinois being the only ones reporting over 1,000,000 members using a foreign language. Other states besides Minnesota showing over 2,000 organizations reporting the use of foreign languages were Wisconsin, Pennsylvania, and New York.

Of the 42 individual languages shown in the table, New York naturally reports the largest number, 35; while 15 states and the District of Columbia report less than 10 languages each. Of these, only 3—Arizona, Louisiana, and New Mexico—are included among the states reporting more than 100 organizations using a foreign language, and in each of these states some one language largely preponderates—Spanish in Arizona and New Mexico, and French in Louisiana.

Any comparison between the membership of church organizations reporting the use of foreign languages, and the foreign-born element of the population, however interesting, is impracticable on account of the widely different dates for which the information in

the two cases is available, the figures for church membership being for 1916 and those for the foreign-born population for 1910. Such comparison is also rendered difficult by the fact that a portion of the foreign-born population is not identified with church life, and that in some sections, especially in the West, it is so scattered that organizations have not been formed, and consequently there is no report of membership.

A comparison of the figures in this table for the two years shows, in general, no marked difference in the distribution except such as may be accounted for by the natural growth of membership and the tendency, heretofore noted, of consolidation in number of organizations. In nearly all the individual states, according to the table, there is an increase in the number of languages used in church services in 1916 over that in 1906. Thus, the states of New York and Virginia each report an increase of eight in the number of

languages; the states of Michigan and Wyoming an increase of seven each; the states of Alabama, California, Illinois, Indiana, Kansas, New Jersey, Texas, and Wisconsin, an increase of six each; Massachusetts and Iowa, five each; and Connecticut, Florida, Idaho, Kentucky, Montana, New Hampshire, Pennsylvania, and Rhode Island, four each. This increase in these and other states in the number of languages used is significant as showing the incoming into these states of new nationalities, or success in reaching new nationalities and bringing them into connection with church life. A general survey of the situation in regard to the languages used in church services, as illustrated in the preceding tables, shows that, while the churches have not failed to supply the need of immigrants for services in their mother tongue, there has been during the decade, in all parts of the country, a decided trend toward the substitution of English for foreign languages in church services.

WORK OF DENOMINATIONS IN DOMESTIC AND FOREIGN FIELDS.

SOURCES OF INFORMATION.

The statistics relating to work of the denominations were not obtained from the local organizations, but from various denominational boards, societies, etc., through which the local organizations act.

In the early history of the churches of the United States all activities, even those outside their own immediate bounds, were conducted for the most part by the local organizations. Gradually, however, it became evident that this was not the most effective way. At first a few individual churches joined forces, but soon for greater economy and efficiency they formed general societies to which they gave the necessary funds, these societies conducting the work and reporting its results and cost at such meetings as might be arranged. There were several such boards or societies in the Eastern states, whose chief work was among the Indians or in isolated districts, but the first general missionary society was the American Board of Commissioners for Foreign Missions, organized in Boston, Mass., in 1810. This board combined work in foreign lands with work for Indians in America, and was supported by the churches of a number of denominations. Subsequently denominational societies were organized, and at the present time almost the entire work of the churches outside the limits of the local church organizations is conducted by them.

This has not been true, however, of the Primitive Baptists, the Plymouth Brethren, Churches of Christ, and some other loosely organized denominations. In the Southern states the term "missionary" is frequently applied to those churches that conduct their missionary work through societies. Certain churches called "antimissionary" are not so much opposed to missionary work in itself as they are to its conduct by organizations outside of the local church, which they fear may acquire some ecclesiastical authority over the churches. In the early history of the Disciples of Christ this was very manifest, and the formation of the two societies for the conduct of their missionary work, home and foreign, was looked upon with great disfavor and was a principal occasion for the refusal of the Churches of Christ to be identified with them. One body, the Two-Seed-in-the-Spirit Predestinarian Baptists, is opposed to missionary work on principle as interfering with the prerogative of the Almighty in the election of individuals to salvation. The Plymouth Brethren are active in missionary work, but with them it is conducted on a purely individualistic basis, which permits of no classification or even of report.

For those denominations having no organized societies for conducting activities outside the churches,

it was impracticable to secure information directly from the individual organizations, so application was made to the denominational officers or others who prepared the descriptive statements of history, doctrine, and polity printed in Part II of this report. Sometimes they furnished the information themselves, sometimes they sent in published reports from which the desired facts were collected, and in some cases they gave the names of others from whom information could be obtained. In many instances there was considerable correspondence for the purpose of supplementing or correcting the figures obtained. Such items as are available for tabulation appear in the tables presented in this section, while others are noted in the text descriptions of the work of the denominations in Part II.

In this connection reference should be made to the diversity in the form of organization of these societies in different denominations, which rendered it frequently very difficult to combine in tabular form the data they submitted.

In most of the larger and more thoroughly organized bodies, as the Congregational Churches, the Methodist and Presbyterian bodies, and some of the smaller denominations, the different phases of work are under the care of distinct societies. Thus there is one society for home missions, which combines general evangelism, the erection of church buildings or parsonages, and special evangelistic and educational work among Negroes, Indians, and the foreign-born population; another society for Sunday school organization and the supplying of religious literature; another for the assistance of educational institutions or of students; another for foreign missionary work; besides a considerable number of minor societies for special objects. With the exception of the society for foreign work, these cover largely the same territory and often have similar general aims, but are independent of one another. In some instances, as in the Protestant Episcopal Church, a single general society nominally covers the whole field, but practically a considerable amount of the work in each department is done by diocesan organizations. In the Roman Catholic Church there is no general organization for any one of these various departments, but the religious orders, and sometimes the dioceses, carry on the work on mutually independent lines under general ecclesiastical supervision. In the smaller bodies there is a smaller number of societies, and in a few there is no society at all for the carrying on of general religious, benevolent, or foreign work, all initiative in these directions being taken by individual churches or by the regular ecclesiastical divisions.

Another serious difficulty in tabular presentation arose from the very diverse methods of financial statement. One general purpose of the tables was to show the amount contributed by the churches of the United States for the various departments of missionary and benevolent work during the year under review. The reports received included, however, in many cases, not merely the contributions of the churches, but income from invested funds, fees for tuition, or for treatment in hospitals or asylums, etc. In other instances the figures covered not the exact amount received during the year, but amounts expended or even appropriated for the respective departments of work.

In general, the work of the denominations, whether in the United States or abroad is conducted along three lines—evangelistic, educational, and philanthropic. In the United States these distinctions are reasonably clear, although there is much interlacing of different departments, and the contributions and property value for each are presented. In the foreign

field, however, the entire work in these three departments is under one general direction, the evangelistic type being more pronounced than the educational or philanthropic, and no separate statement of contributions or property is feasible.

DOMESTIC WORK.

The following table gives for 1916 and 1906 a statistical presentation of the general missionary, educational, and philanthropic activities carried on in the United States under the auspices of the denominations.

The items include: (1) The contributions classified as missionary, educational, and philanthropic; (2) the number of home missionaries and the number of churches aided; (3) the number of schools of higher grades and of their students; (4) the number of philanthropic institutions and of persons relieved; (5) the value of the property and endowments held for educational and for philanthropic purposes.

RELIGIOUS BODIES.

TABLE 33.—STATISTICS OF MISSIONARY, EDUCATIONAL, AND PHILANTHROPIC

DENOMINATION.	DOMESTIC WORK: 1916.											
	Amount contributed.				Home missions.		Colleges, etc.		Hospitals, etc.		Value of property and endowments.	
	Total.	Home missions.	Educa- tion.	Philan- thropy.	Number of mission- aries.	Number of churches aided.	Num- ber.	Stu- dents.	Num- ber.	In- mates and pa- tients.	Educa- tional.	Philan- thropic.
Total, denominations represented.....	\$46,016,573	\$18,466,499	\$17,888,425	\$9,551,749	27,982	29,283	2,529	456,089	2,394	939,998	\$387,763,922	\$108,508,029
Adventist bodies:												
Advent Christian.....	27,755	6,000	15,000	6,756	30	50	3	155	2	25	284,000	19,381
Seventh-day Adventist.....	827,705	581,445	194,339	51,921	1,420	37	5,788	20	14,149	1,980,066	2,045,911
Church of God (Adventist).....	3,500	3,500	5
Life and Advent Union.....	500	500
Baptist bodies:												
Baptists—												
Northern Baptist Convention ¹	6,650,383	2,078,400	4,571,983	1,682	2,955	51	22,417	34	77,507,499	2,032,000
Southern Baptist Convention.....	3,498,961	1,074,792	2,424,169	1,507	2,625	116	21,918	23	20,000	23,151,413	2,000,000
National Baptist Convention.....	237,705	17,408	220,297	16	750	115	9,775	1,929,228
Seventh Day Baptists.....	9,590	6,390	3,200	20	30	3	1,041	1,227,585
General Baptists.....	6,400	400	6,000	2	6	1	350	150,000
Brethren, German Baptist (Dunkers):												
Church of the Brethren (Conservative).....	321,098	74,788	246,310	95	115	10	2,684	15	1,584,042
Brethren Church (Progressive).....	12,000	6,000	6,000	10	8	1	225	300,000	10,000
German Seventh Day Baptists.....	1,500	1,500	2	5
Brethren, Plymouth:												
Brethren, Plymouth, I.....	52
Brethren, River:												
Brethren in Christ.....	26,322	5,570	5,300	15,452	22	8	1	110	4	156	32,000	70,000
Christian and Missionary Alliance.....	129,041	114,041	15,000	2	297	130,000
Christian Church (Christian Convention).....	20,481	13,481	7,000	30	40	7	1,500	2	1,615,751	30,000
Christian Union.....	4,000	4,000	9	35
Churches of Christ.....	9	1,782	3	234	375,500
Churches of God, General Eldership.....	17,830	2,824	15,006	13	24	2	300	274,143
Churches of the New Jerusalem:												
General Convention.....	63,000	20,000	43,000	9	13	3	79	418,860
General Church.....	8,076	7,000	1,076	5	8	1	88	1	1,585,461
Congregational Churches.....	1,206,139	897,153	308,986	2,528	2,804	87	15,150	8,355,479
Disciples of Christ.....	1,076,650	592,156	314,384	170,000	802	424	44	8,545	13	1,050	9,387,046	992,000
Eastern Orthodox Churches:												
Russian Church.....	16,987	7,987	9,000	2	86	2	67	50,000	36,500
Evangelical Association.....	234,213	193,922	3,943	36,348	603	619	3	555	7	4,238	667,791	668,906
Evangelical Protestant Church.....	81,600	9,600	72,000	4	10	1	8	250
Evangelistic associations:												
Hephzibah Faith Missionary.....	2,494	2,494	150	1	125	1	20,000	2,000
Metropolitan Church.....	7,000	5,000	53	16	2	300	1	36
Missionary Church.....	7,500	5,500	2,000	12	12	1	60	75,000
Pentecost Bands of the World.....	300	300	35	2
Pillar of Fire.....	69,000	25,000	30,000	14,000	250	25	15	200	10	90	250,000	30,000
Friends:												
Friends (Orthodox).....	50,000	50,000	75	45	26	3,747	5
Friends (Hicksite).....	422,089	412,089	10,000	27	3,389	13	271	6,539,859	1,281,599
Friends (Wilburite).....	24,952	24,952	4	200	116,000
German Evangelical Synod.....	227,351	40,390	82,240	104,721	101	150	3	242	21	9,601	435,588	700,000
International Apostolic Holiness Church.....	14,900	5,800	3,600	5,500	39	4	177	4	31	25,000	15,000
Jewish congregations.....	1,100,000	100,000	1,000,000	14	2,400	148	45,000
Latter Day Saints:												
Church of Jesus Christ.....	1,074,118	706,183	354,350	13,585	1,680	145	20	7,479	2	5,104	1,767,558	685,000
Reorganized Church of Jesus Christ.....	163,980	120,000	16,791	27,189	764	30	3	318	7	641	82,421	139,005
Lutheran bodies:												
General Synod.....	433,454	250,000	121,770	51,694	275	500	11	2,544	10	405	3,657,995	762,000
United Synod, South.....	148,851	30,811	93,000	23,040	51	84	9	1,284	1	104	1,113,220	55,000
General Council.....	1,180,746	477,096	400,000	303,550	372	855	24	3,841	54	18,031	20,741,049	4,811,000
Synodical Conference ²	1,111,694	87,504	340,000	684,130	657	1,733	23	3,110	36	13,596	2,701,000	1,983,928
Norwegian Lutheran Church—												
Hauge's Synod.....	51,000	22,000	21,000	8,000	15	25	2	325	2	90	350,000	115,000
Synod for Norwegian Church.....	127,328	42,217	60,111	25,000	96	150	12	1,500	13	625	950,000	130,000
United Norwegian Church.....	179,095	78,443	60,000	40,652	108	108	12	2,407	14	6,526	2,138,580	720,843
Joint Synod of Ohio.....	120,902	55,265	51,337	14,300	120	192	6	530	4	143	497,534	150,000
Synod of Buffalo.....	3,655	1,800	1,855	6	8	12,000
Eielsen's Synod.....	3,000	2,000	500	500	6	12	1	6	10,000
Synod of Iowa.....	208,703	28,171	42,328	138,204	76	122	6	544	4	1,116	604,724	255,500
Danish Lutheran Church.....	30,269	2,000	13,678	14,591	18	25	5	496	4	97	265,000	125,000
Icelandic Synod.....	5,000	2,000	3,000	4	18	1	25	10,000
Immanuel Synod.....	1,750	1,750	3	2
Finnish, Suomi Synod.....	22,235	2,235	20,000	4	6	1	128	61,000
Lutheran Free Church (Norwegian).....	93,250	13,950	64,800	14,500	40	110	3	288	4	1,892	230,000	175,000
United Danish Lutheran Church.....	23,000	3,500	7,500	12,000	16	10	4	223	6	370	175,000	60,000
Finnish Lutheran National Church.....	1,000	1,000	7
Lutheran Brethren (Norwegian).....	11,792	1,500	7,247	3,045	3	21	1	65	1	11	25,000	10,000
Mennonite bodies:												
Mennonite Church ³	145,273	104,313	21,819	19,141	37	11	2	457	3	214	231,250	140,125
General Conference of Mennonites.....	120,706	25,000	85,000	10,706	22	9	12	1,030	6	963	520,000	100,452
Defenseless Mennonites.....	4,200	2,200	2,000	5	1	1	50	75,000
Mennonite Brethren in Christ.....	7,500	7,500	130	62
Mennonite Brethren Church ³	11,400	8,900	2,500	30
Krimmer Bruder-Gemeinde.....	1,076	375	700	2	1	52	1	30	6,000	20,000
Methodist bodies:												
Methodist Episcopal.....	5,646,574	1,722,892	504,200	3,419,482	4,000	275	117	50,109	172	69,094	63,553,204	26,000,000
Methodist Protestant.....	80,754	22,754	50,000	8,000	26	28	5	655	3	70	1,475,000	60,000
Wesleyan Methodist Connection.....	71,600	5,500	66,100	14	4	700	232,000
Primitive Methodist.....	6,931	6,731	200	9	9
Methodist Episcopal, South.....	2,037,847	1,243,329	344,518	450,000	268	2,390	79	19,736	17	1,739	25,036,304	4,302,000
Congregational Methodist.....	120	120
Free Methodist.....	193,500	12,000	157,500	24,000	13	125	9	1,525	2	200	610,000	95,000
African Methodist Episcopal.....	396,609	46,609	350,000	17	6,590	1,040,000
African Methodist Episcopal Zion.....	83,535	24,000	59,535	11	2,177	468,000
Union American Methodist Episcopal.....	5,321	3,821	1,500	20	11	2	91	4,700
Colored Methodist Episcopal.....	195,282	105,282	90,000	226	434	13	2,600	775,000
Reformed Zion Union Apostolic.....	200	200	1	50	30,000

¹ Includes statistics for the Free Baptist Church, not reported separately.

² Partial report.

³ For changes in denominations, see pp. 530 and 531.

WORK IN DOMESTIC AND FOREIGN FIELDS.

WORK IN THE UNITED STATES, BY DENOMINATIONS: 1916 AND 1906.

DENOMINATION.	DOMESTIC WORK: 1906.											
	Amount contributed.				Home missions.		Colleges, etc.		Hospitals, etc.		Value of property and endowments.	
	Total.	Home missions.	Educa- tion.	Phlan- thropy.	Number of mission- aries.	Number of churches aided.	Num- ber.	Stu- dents.	Num- ber.	In- mates and pa- tients.	Educa- tional.	Phlan- thropic.
Total, denominations represented...	\$38,676,143	\$12,762,271	\$17,665,669	\$8,248,203	20,044	22,591	2,532	401,018	1,857	454,280	\$239,690,727	\$57,820,191
Adventist bodies:												
Advent Christian.....	9,838	1,434	8,404		6	11	3	216			8,800	
Seventh-day Adventist.....	265,699	161,099	20,000	84,500	1,197	78	41	3,374	46	9,434	929,433	1,676,194
Church of God (Adventist).....					2							
Life and Advent Union.....	500	500										
Baptists—												
Northern Baptist Convention ²	11,795,656	1,867,789	9,927,867		1,937	2,593	75	21,683	41		46,958,799	2,487,000
Southern Baptist Convention.....	1,218,839	251,984	725,900	240,955	865	3,128	102	21,551	23	1,851	9,708,089	1,183,000
National Baptist Convention.....	97,628	17,628	80,000		66		26	5,200	14	1,000	600,000	100,000
Seventh Day Baptists.....	13,202	8,000	5,202		31	38	3	672			752,000	
General Baptists.....							1	150			70,000	
Brethren, German Baptist (Dunkers):												
Church of the Brethren (Conservative).....	118,106	20,000	74,106	24,000	40	96	11	1,921	12	225	890,000	304,000
Brethren Church (Progressive).....	9,000	3,600	5,500		10	7	1	152			158,000	5,000
German Seventh Day Baptists.....									2	4		
Brethren, Plymouth:												
Brethren, Plymouth, I.....					40							
Brethren, River:												
Brethren in Christ.....	4,504	977		3,527	15	7	1	26	1	29	7,881	10,000
Christian and Missionary Alliance.....												
Christian Church (Christian Convention).....	15,000	10,000	5,000		25	30	9	1,000	2		1,175,000	30,000
Christian Union.....	2,000	2,000										
Churches of Christ.....												
Churches of God, General Eldership.....	21,550	7,000	14,550				11	1,514			305,500	
Churches of the New Jerusalem:												
General Convention.....	14,000	14,000			7	16	3	120			443,820	
General Church.....	4,995	3,462	475	1,058			1	57			499,181	
Congregational Churches.....	1,034,154	969,789	64,365		2,494	2,249	87	13,258				
Disciples of Christ.....	1,735,456	641,456	1,044,000	50,000	1,206	384	50	8,684	12	780	5,730,500	275,000
Eastern Orthodox Churches:												
Russian Church.....	2,000			2,000			2	25	1	12	55,000	10,000
Evangelical Association.....	275,508	199,880	40,871	34,757	622	900	3	591	3	549	599,000	235,000
Evangelical Protestant Church.....												
Evangelistic associations:												
Hepzibah Faith Missionary.....							1	70	1	23		
Metropolitan Church.....									1	45		
Missionary Church.....												
Pentecost Bands of the World.....					76		1	75	4	250	1,000	105,500
Pillar of Fire.....												
Friends:												
Friends (Orthodox).....	14,000	14,000			20	10	36	5,163			7,614,600	
Friends (Hicksite).....	60,000			60,000			32	2,750	12	264	1,750,000	440,000
Friends (Wilburite).....	1,000		1,000				4	150				
German Evangelical Synod.....	173,327	27,000	44,457	101,870	83	103	2	183	8	2,036	409,850	530,500
International Apostolic Holiness Church.....	11,100		7,500	3,600			1	75	4			11,000
Jewish congregations.....	4,419,563		115,391	4,304,172			14		121	38,116	3,288,000	
Latter Day Saints:												
Church of Jesus Christ.....	246,709		171,709	75,000	926	36	16	5,780	4	1,998	991,741	370,000
Reorganized Church of Jesus Christ.....	147,080	137,000	3,080	7,000			1	200	3		40,000	48,650
Lutheran bodies:												
General Synod.....	319,546	168,380	51,666	99,500	262	212	11	1,503	8	289	2,295,000	390,000
United Synod, South.....	132,855	21,380	93,475	18,000	29	50	9	1,226	1	55	819,845	75,000
General Council.....	328,255	147,647	171,650	8,958	359	728	18	3,633	40	11,920	10,321,715	4,830,000
Synodical Conference ²	635,726	137,726	158,000	340,000	301	924	21	2,662	40	9,000	1,559,000	1,500,000
Norwegian Lutheran Church—												
Hauge's Synod.....	45,584	8,684	32,000	5,000	50	60	2	254	1	50	156,000	35,000
Synod for Norwegian Church.....	122,695	43,551	59,144	20,000	80	140	15	1,956	7	1,853	809,849	237,787
United Norwegian Church.....	308,625	43,166	149,300	116,159	97	365	10	1,879	17	2,208	940,992	309,826
Joint Synod of Ohio.....	67,000	25,000	22,000	10,000	76		4	408	2	103	365,400	75,000
Synod of Buffalo.....	2,580	580	2,000			4	1	12			35,000	
Eielsen's Synod.....	3,827	827		3,000	1					6		3,500
Synod of Iowa.....	54,108	15,082	21,481	17,545	65	160	4	223	3	218	163,860	152,500
Danish Lutheran Church.....	10,500	1,500	6,600	2,400	10	10	3	200	1	35	91,000	17,000
Icelandic Synod.....	2,200	1,000	1,200		7	20						
Immanuel Synod.....	850	850			4	2						
Finnish, Suomi Synod.....	15,800	800	15,000		1		1	87			53,000	
Lutheran Free Church (Norwegian).....	46,196	6,759	27,331	12,106	30	90	3	247	6	1,149	183,000	110,500
United Danish Lutheran Church.....	11,829	3,558	5,671	2,600	11	14	1	130	2	38	30,000	10,000
Finnish Lutheran National Church.....	5,000	2,500	2,500		4	40	1	27			3,000	
Lutheran Brethren (Norwegian).....	3,092	308	2,784		2	10	1	60			25,000	
Mennonite bodies:												
Mennonite Church ²	58,190	35,707		22,483		11	1	225	4	188	61,000	126,800
General Conference of Mennonites.....	23,100	1,100	22,000				6	600	3		110,000	
Defenseless Mennonites.....												
Mennonite Brethren in Christ.....	5,000	5,000			100	60						
Mennonite Brethren Church ²												
Krimmer Bruder-Gemeinde.....												
Methodist bodies:												
Methodist Episcopal.....	4,277,723	2,413,286	1,008,066	856,371		365	124	62,507	126	35,127	41,678,756	8,820,404
Methodist Protestant.....	62,974	15,600	45,874	1,500	28	35	7	1,034	1	25	1,169,836	
Wesleyan Methodist Connection.....	28,942	4,127	24,815		12		3	209			128,000	
Primitive Methodist.....	6,916	4,416	1,500		14	17		50				
Methodist Episcopal, South.....	1,447,689	432,454	690,235	325,000	1,983	1,758	193	34,683	14	3,237	16,931,853	2,310,735
Congregational Methodist.....												
Free Methodist.....	63,669	15,000	28,438	20,231	15	96	8	1,300	3	147	312,685	71,750
African Methodist Episcopal.....	162,280	37,280	125,000					5,700			975,000	
African Methodist Episcopal Zion.....	23,000	23,000						2,000			150,000	
Union American Methodist Episcopal.....	900	400	600					60			3,500	
Colored Methodist Episcopal.....	113,340	18,340	95,000		95	107	4	1,450			398,550	
Reformed Zion Union Apostolic.....												

¹ Corrected figures; see Bohemian and Moravian Brethren Churches.
² Includes statistics for the Free Baptist Church.

³ For changes in denominations, see pp. 630 and 631.

RELIGIOUS BODIES.

TABLE 33.—STATISTICS OF MISSIONARY, EDUCATIONAL, AND PHILANTHROPIC

DENOMINATION.	DOMESTIC WORK: 1916.											
	Amount contributed.				Home missions.		Colleges, etc.		Hospitals, etc.		Value of property and endowments.	
	Total.	Home missions.	Educa-tion.	Philan-thropy.	Number of mission-aries.	Number of churches aided.	Num-ber.	Stu-dents.	Num-ber.	In-mates and pa-tients.	Educa-tional.	Philan-thropic.
Moravian bodies:												
Moravian Church (Unitas Fratrum).....	\$45,119	\$33,024	\$11,920	\$175	39	32	7	956	7		\$663,371	\$118,951
Bohemian and Moravian Brethren.....	1,321	87	1,234		5		1					
Pentecostal Church of the Nazarene.....	41,190	9,190	32,000				11	1,244			490,000	
Presbyterian bodies:												
Presbyterian Church in the United States of America.....	5,761,128	2,559,788	3,201,340		4,858	6,056	216	45,938			52,743,109	
Cumberland Presbyterian.....	14,500	5,000	8,000	1,500	50	75	2	250	1	15	110,000	10,000
Colored Cumberland Presbyterian.....	11,995	726	11,269		15	10	1	250			4,500	
Welsh Calvinistic Methodist.....	4,577	4,577			2	30						
United Presbyterian.....	551,477	295,914	116,753	138,810	374	345	8	2,260	3	3,067	3,234,571	545,000
Presbyterian Church in the United States.....	1,580,441	632,637	826,804	121,000	630	650	81	8,724	15	2,594	11,327,066	1,053,000
Associate Synod of North America.....	1,841	1,841			3	3						
Associate Reformed Presbyterian ¹	15,200	13,344		1,856	40	51	3	290	1	51	275,000	10,000
Reformed Presbyterian Synod.....	32,275	26,930	4,222	1,123	29	47	3	1,193	1	19	544,085	55,000
Reformed Presbyterian, General Synod ¹							2	206			225,360	
Protestant Episcopal Church.....	3,567,248	1,666,577	533,883	1,366,788	2,069	2,026	122	18,287	195	47,236	34,664,326	46,115,575
Reformed bodies:												
Reformed Church in America.....	338,353	245,917	92,436		223	261	7	820			925,000	
Reformed Church in the United States.....	335,848	192,848	93,000	50,000	201	242	12	2,579	5	456	4,566,949	625,000
Christian Reformed Church.....	159,400	90,400	37,000	32,000	21	32	2	434	6	180	240,000	210,000
Reformed Episcopal Church.....	9,991	3,137	6,854		17	35	1	9			200,349	
Roman Catholic Church.....	1,993,889	1,000,000		² 993,889			² 994	152,905	² 1,188	² 616,513		
Salvation Army.....									232	11,812		7,013,255
Scandinavian Evangelical bodies:												
Swedish Mission Covenant.....							2		3			
Norwegian-Danish Free Church.....							1		2			
Schwenkfelders.....	4,650	4,200	450			2	1	261			80,000	
Society for Ethical Culture.....	40,000		40,000				1	659			700,000	
Spiritualists:												
Spiritualists (National Association) ¹							1	23			95,000	
Unitarians.....	203,629	203,629										
United Brethren bodies:												
United Brethren in Christ.....	592,455	172,455	325,000	05,000	327	352	11	2,759	3	263	2,474,997	942,000
United Brethren in Christ (Old Constitu-tion).....	36,831	10,489	26,342		37	40	3	235			65,000	
United Evangelical Church.....	162,708	115,778	40,000	7,000	307	307	2	360	1		600,000	40,000
Universalists.....	102,425	65,700	3,500	33,225	29	79	10	2,884	4	113	5,714,388	322,000
Volunteers of America.....									20	41,360		475,100
All other denominations.....												

¹ For changes in denominations, see pp. 530 and 531.

² Partial report.

WORK IN DOMESTIC AND FOREIGN FIELDS.

WORK IN THE UNITED STATES, BY DENOMINATIONS: 1916 AND 1906—Continued.

DENOMINATION.	DOMESTIC WORK: 1906.											
	Amount contributed.				Home missions.		Colleges, etc.		Hospitals, etc.		Value of property and endowments.	
	Total.	Home missions.	Educa-tion.	Philan-thropy.	Number of mission-aries.	Number of churches aided.	Num-ber.	Stu-dents.	Num-ber.	In-mates and pa-tients.	Educa-tional.	Philan-thropic.
Moravian bodies:												
Moravian Church (Unitas Fratrum).....	\$32,495	\$22,517	\$3,378	\$6,600	54	73	6	1,059	6		\$22,000	\$85,000
Bohemian and Moravian Brethren.....	1,257	33	1,224		3	2						
Pentecostal Church of the Nazarene.....	8,879	7,590	1,289				2				47,000	
Presbyterian bodies:												
Presbyterian Church in the United States of America.....	3,062,771	2,215,188	847,583		3,217	3,369	110	22,005			35,937,078	
Cumberland Presbyterian.....	101,952	83,597	15,000	3,355	75	98	14	3,025	2	40	1,905,000	55,000
Colored Cumberland Presbyterian.....	2,950	450	2,500		17	8	3	350			6,750	
Welsh Calvinistic Methodist.....	3,478	3,478			30	40						
United Presbyterian.....	443,865	325,050	51,476	67,339	350	307	12	4,279	3	1,141	1,973,137	425,000
Presbyterian Church in the United States.....	948,120	232,757	632,000	83,363	146	378	162	17,170	13	1,444	7,200,285	803,941
Associate Synod of North America.....	605	605			4	9						
Associate Reformed Presbyterian ²	13,913	13,913					3	337	1	9	253,000	5,000
Reformed Presbyterian Synod.....	53,211	37,896	10,398	4,917	25	50	2	281	5	80	253,211	45,000
Reformed Presbyterian, General Synod ²	526	526			1		2	145			149,746	
Protestant Episcopal Church.....	2,665,133	1,068,155	442,142	1,154,836	1,933	2,077	106	8,098	136	47,236	17,057,622	29,302,104
Reformed bodies:												
Reformed Church in America.....	169,824	115,085	54,739		177	239	9	650			743,000	
Reformed Church in the United States.....	203,099	110,000	93,099		192	238	16	2,400	4	322	2,726,000	
Christian Reformed Church.....	129,661	24,000	104,661	1,000	14	32	1	161	3	80	274,000	40,000
Reformed Episcopal Church.....	18,861	16,766	2,095				1	16	1		217,000	8,000
Roman Catholic Church.....							1,011	121,343	878	271,180		
Salvation Army.....									199	9,242		
Scandinavian Evangelical bodies:												
Swedish Mission Covenant.....												
Norwegian-Danish Free Church.....												
Schwenkfelders.....	3,500	3,500					1	300			50,000	
Society for Ethical Culture.....	70,454	700	38,000	31,754			1	550	2	857	700,000	48,000
Spiritualists:												
Spiritualists (National Association) ²	4,500	4,500					1	20			25,000	
Unitarians.....	185,000	185,000										
United Brethren bodies:												
United Brethren in Christ.....	177,671	64,558	103,113	10,000	44	52	13	3,500	2	40	1,661,629	100,000
United Brethren in Christ (Old Constitution).....	61,000	45,000	16,000		87	310	3	230			50,000	
United Evangelical Church.....	138,457	117,962	20,495		285	285	3	450			275,000	
Universalists.....	65,321	65,321			75	53	10	2,362	4		4,350,734	
Volunteers of America.....												
All other denominations.....	21,335	4,718	4,870	11,747	9	11	16	2,885	13	345	24,000	6,500

¹ Corrected figures.

² For changes in denominations, see pp. 530 and 531.

Contributions.—The figures under this head include moneys reported by the different societies or boards, for the purposes of general evangelistic work in the United States classed under the head of home missions; for the establishment and maintenance of schools of higher grade, including universities, colleges, theological schools, and high-grade academies; and for the establishment and maintenance of hospitals, asylums, rescue homes, and other institutions of a philanthropic nature for the relief of suffering.

The total amount these societies and boards reported for the year 1916 was \$46,016,673, of which \$18,466,499 was for home missions, \$17,888,425 for education, and \$9,661,749 for philanthropy.

The bodies contributing over \$1,000,000 in 1916 were the following:

Baptists—Northern Convention.....	\$6, 650, 383
Presbyterian Church in the United States of America..	5, 761, 128
Methodist Episcopal Church.....	5, 646, 574
Protestant Episcopal Church.....	3, 567, 248
Baptists—Southern Convention.....	3, 498, 961
Methodist Episcopal Church, South.....	2, 037, 847
Roman Catholic Church.....	1, 993, 889
Presbyterian Church in the United States.....	1, 580, 441
Congregational Churches.....	1, 206, 139
Lutheran—General Council.....	1, 180, 746
Lutheran—Synodical Conference.....	1, 111, 694
Jewish congregations.....	1, 100, 000
Disciples of Christ.....	1, 076, 550
Latter Day Saints, Church of Jesus Christ.....	1, 074, 118

With regard to these contributions it is to be noted that all the denominations are not represented under each head. Of the 99 denominations reporting contributions, 92 reported gifts for home missions, 78 for education, and only 52 for philanthropy. This does not indicate that these bodies made no contributions for the objects under which they are not reported, but simply that they do not make their contributions through societies or boards organized for those purposes. Thus, among the denominations omitted from the philanthropic column are the Baptist, Congregational, and some of the Presbyterian bodies; from the educational column, the Roman Catholic Church, and from home missions, the Jewish congregations. It is to be noted also that some bodies that report the various activities do not report contributions. In the case of the Free Baptists, who reported separately in 1906, all contributions have been made in 1916 through the Northern Baptist Convention.

Home missions.—Under this head the table shows: (1) The number of persons in the employ of the recognized societies or boards of the denominations engaged in the general work of evangelization in the United States; some of these are resident pastors of churches which are unable to provide for all their own expenses but whose conduct is deemed important, others represent itinerant preachers in care of a section of territory; (2) the number of local churches aided by these societies or boards, whether in their estab-

lishment or their conduct, including the cost of erecting buildings, the support, in whole or in part, of the pastor's salary, etc. These figures have primary reference to what are called the national societies—those boards or societies that superintend home mission work over the entire country. Aside from these, in many of the denominations there are boards, under state or minor ecclesiastical organizations, associations, presbyteries, synods, dioceses, etc. Wherever practicable these were included, and mention is made regarding them in the statement of work of the separate denominations in Part II.

The total number of persons reported in 1916 as engaged in home missionary work was 27,982, and the number of churches aided was 29,283. It is evident from a review of the returns for some of the denominations, that the similarity between the totals for all denominations is not so significant as might appear. Thus, the Seventh-day Adventist Denomination reported 1,420 missionaries but made no report of the number of churches aided; the Church of Jesus Christ of Latter Day Saints, 1,660 missionaries and 145 churches aided; the Methodist Episcopal Church, 4,000 missionaries and 275 churches aided; the Methodist Episcopal Church, South, 268 missionaries and 2,390 churches aided; and the Lutheran Synodical Conference, 657 missionaries and 1,733 churches aided. In a number of other denominations, also, the number of churches aided exceeded the number of missionaries.

Colleges, etc.—Under this head are included the number of schools of higher grade—universities, colleges, theological schools, academies, etc.—under the auspices of each denomination, whether or not receiving financial assistance from it, together with the number of students connected with them. Roman Catholic and Lutheran parochial schools and elementary schools conducted by some of the denominations for Negroes, Indians, foreigners, or others, are, with few exceptions, not included in the tabular presentation, though reference is made to them in the denominational text in Part II.

The returns under this head show 2,529 educational institutions with 456,089 students, but these figures can scarcely be regarded as complete, for returns, especially as to number of students, were lacking from many of the institutions, notably the larger colleges and universities. Comparison with the returns for 1906, moreover, showed, in some cases, a falling off both in number of institutions and in students, while in general the increase was not what might have been anticipated. This may have been due to the fact that there has been a general movement to dissociate educational institutions from denominational relations, so that some institutions do not report to the societies through which denominational assistance is given when needed. Thus, in 1906, the Disciples of Christ reported 50 institutions, with 8,684 students, and in 1916,

44 institutions, with 8,545 students; the Methodist Episcopal Church, South, reported in 1906, 193 institutions, with 34,683 students, and in 1916, 79 institutions, with 19,736 students. Other bodies showed similar decreases and the natural inference from the reports is that the relation between these institutions and the denominational boards and societies is not as close as it has been in the past.

The denominations reporting over 50 educational institutions in 1916 were:

DENOMINATION.	Institutions.	Students.
Roman Catholic Church.....	994	152,905
Presbyterian Church in the United States of America.....	216	45,938
Protestant Episcopal Church.....	122	18,287
Methodist Episcopal Church.....	117	50,109
Baptists—Southern Convention.....	116	21,918
Baptists—National Convention.....	115	9,775
Congregational Churches.....	87	15,150
Presbyterian Church in the United States.....	81	8,724
Methodist Episcopal Church, South.....	79	19,736
Baptists—Northern Convention.....	61	22,417

Hospitals, etc.—In most of the religious bodies philanthropic institutions as a distinct phase of church work are of comparatively recent origin. The Roman Catholic Church has developed this department of activity most effectively, and the Lutheran churches have done much in this line, as have also, especially in recent years, the Methodist Episcopal and Protestant Episcopal churches. The Presbyterian and Reformed bodies, the Congregational Churches, and others have given largely, but mostly for the establishment and conduct of undenominational institutions. The practical conduct of philanthropic institutions, whether denominational or undenominational in form, is everywhere broadly nonsectarian, and this accounts, in part at least, for the difficulty in securing complete statistics, and the diminution in some of the figures reported.

Denominations reporting special work in this line in 1916 were as follows:

DENOMINATION.	Institutions.	Inmates and patients.
Roman Catholic Church.....	1,188	616,513
Salvation Army.....	232	11,812
Protestant Episcopal Church.....	195	47,236
Methodist Episcopal Church.....	172	69,094
Jewish congregations.....	148	45,000
Lutheran—General Council.....	54	18,031
Lutheran—Synodical Conference.....	36	13,566
Baptists—Southern Convention.....	23	20,000
Volunteers of America.....	20	41,369
Seventh-day Adventists.....	20	14,149

The divergence in type in the different institutions is indicated by the great variation in the number of inmates and patients. Some are for permanent, others for transient relief; some are hospitals or sanitariums, others rescue homes and relief stations. As in the case of the educational institutions, the returns do not indicate the entire amount of work done along philan-

thropic lines, even by the denominations reporting, but the amount done under their auspices, or over which they exercise some supervision.

Value of property and endowments.—The figures under this head represent only property used for educational or philanthropic purposes. There is some property held by home mission boards, but it is usually in the form of church edifices, parsonages, etc., which in time passes into the hands of the local organizations. On account of this transient character no attempt was made to tabulate it.

The total value of property and endowments reported for 1916 was \$496,271,951, apportioned as follows: Educational institutions, \$387,763,922; philanthropic institutions, \$108,508,029.

The denominations reporting over \$10,000,000 value of property and endowments in 1916 were:

Methodist Episcopal Church.....	\$89,553,204
Protestant Episcopal Church.....	80,779,901
Baptists—Northern Convention.....	79,539,499
Presbyterian Church in the United States of America..	52,743,109
Methodist Episcopal Church, South.....	29,338,304
Lutheran—General Council.....	25,552,049
Baptists—Southern Convention.....	25,151,413
Presbyterian Church in the United States.....	12,380,066
Disciples of Christ.....	10,379,046

Changes since 1906.—A comparison of the returns for 1916 with those for 1906 shows, under the head of "home missions," an increase of 7,938 in number of missionaries, and of 6,692 in number of churches aided; under the head of "education" a loss of 3 in the total number of institutions, but an increase of 55,071 in the number of students reported; under the head of "philanthropic institutions" a gain of 537 in number of institutions reported and of 485,718 in the number of persons aided; under the head of "value of property and endowments" a gain of \$148,073,195 for educational institutions and of \$50,687,838 for philanthropic institutions.

FOREIGN WORK.

Table 34 presents statistics for 1916 and 1906 of the evangelistic, educational, and philanthropic work carried on in foreign lands by the churches of the United States through their various boards or societies. In general, the presentation follows the same lines as in the work carried on in the United States.

The items include, for each denomination reporting, the amount contributed in the United States for the conduct of work in foreign lands; the number of countries in which the work is carried on, and the number of stations occupied; the number of persons, American and native, employed in the work; the number of organized churches and their membership; the number of schools of higher grade and their students; the number of philanthropic institutions and their inmates and patients; and the value of property held for various purposes in those lands.

RELIGIOUS BODIES.

TABLE 34.—STATISTICS OF MISSIONARY, EDUCATIONAL, AND PHILANTHROPIC

DENOMINATION.	FOREIGN MISSION WORK: 1916.											Value of property.
	Amount contributed.	Countries.		Missionaries.		Churches.		Colleges, academies, etc.		Philanthropic institutions.		
		Num-ber.	Sta-tions.	Amer-ican.	Native helpers.	Num-ber.	Members.	Num-ber.	Students.	Num-ber.	Inmates and patients.	
Total, denominations represented	\$16,033,898			9,873	52,253	13,911	1,687,824	13,653	575,916	791	2,218,604	\$52,777,299
Adventist bodies:												
Advent Christian.....	28,000	3	12	20	10	889	11	433	2	80	52,000
Seventh-day Adventist.....	736,046	92	249	880	2,000	1,951	65,178	237	7,208	22	34,955	5,377,889
Church of God (Adventist).....	500	2		2		1	50					
Baptist bodies:												
Baptists—Northern Convention ¹	1,280,509	14	127	688	9,185	2,937	326,484	2,608	85,625	69	83,391	3,640,292
Southern Convention.....	529,405	7	61	307	809	458	47,161	509	14,038	33	70,479	1,000,000
National Convention.....	21,587	5	80	96	88	18	19,812	52	15,311			41,400
Seventh Day Baptists.....	7,284	4	3	10	20	6	229	5	213	2	5,580	30,000
General Baptists.....	1,850	1	2	3	2		75					5,500
Brethren, German Baptist (Dunkers):												
Church of the Brethren (Conservative).....	102,076	4	19	66	187	16	1,803	20	2,439	5	23,538	1,050,000
Brethren Church (Progressive).....	6,000	2	10	10	10	1	200					20,000
Brethren, Plymouth, I.....		6	8	6	3		60					
Brethren, River—Brethren in Christ.....	9,000	2	6	26	20	6	625	25	975			28,000
Christian and Missionary Alliance.....	140,003	16	105	273	571	104	7,538	198	6,716	4	212	261,445
Christian Church (Christian Convention) ²	23,961	2	5	12	24	19	1,423			1	15	40,000
Churches of God, General Eldership.....	4,162	1	3	4	11	1	27	7	188			20,000
Churches of the New Jerusalem:												
General Convention.....	1,200	7	11		4							1,000
General Church.....		7	6	5	9		310	3	35			
Congregational Churches.....	1,089,098	16	106	661	5,273	701	83,135	1,613	86,581	73	125,148	^a 1,500,000
Disciples of Christ.....	569,416	13	72	278	1,019	239	21,825	159	7,509	44	101,853	918,713
Evangelical Association.....	60,000	6	2	24	640	498	34,358	17	645	16	10,225	1,447,103
Evangelistic associations:												
Hophzihah Faith Missionary.....	9,888	5	10	15	22	30	2,039					89,850
Metropolitan Church Association.....	1,000	3	3	14		2	300					12,000
Missionary Church.....	4,400	3	10	15								
Peniel Missions.....	5,000	4	4	6	9							
Pentecost Bands of the World.....	6,684	4	8	18	33	5	292	4	148	3	91	15,800
Pillar of Fire.....	1,000	1	1	6	10	1	25	1	12			15,000
Friends (Orthodox).....	90,000	10	32	98	198	23	2,279	71	4,117	2	26,898	281,726
German Evangelical Synod.....	32,599	1	6	22	301	6	3,388	63	4,606	11	12,605	69,945
International Apostolic Holiness Church.....	10,100	5	40	35	31	35	780	5	300			26,000
Latter Day Saints:												
Church of Jesus Christ.....	118,862	15	15	1,183	4,679	462	75,450	7	2,271			747,628
Reorganized Church of Jesus Christ.....	5,500	13	68	25	869	143	12,795	1	75	1	12	175,000
Lutheran bodies:												
General Synod.....	145,252	3	17	66	975	679	19,809	412	15,457	9	10,963	315,000
United Synod, South.....	22,693	1	12	7	10	4	673					98,000
General Council.....	262,353	7	16	78	851	16	95,646	10	2,940	4	1,610	250,000
Synodical Conference.....	27,278	3	123	18	50			50	1,800			
Norwegian Lutheran Church—												
Hauge's Synod.....	28,000	1	4	21	98	10	2,000	3	220	1	8,000	20,000
Synod for Norwegian Church.....	27,690	2	3	30	168	11	5,104	59	1,507	16	5,262	39,500
United Norwegian Church.....	156,599	2	120	41	224	120	3,753	53	1,519	4	459	367,550
Joint Synod of Ohio.....	15,000	2	2		4							25,000
Synod of Buffalo.....	782	1										
Eielsen's Synod.....	2,500											
Synod of Iowa.....	24,514											
Danish Lutheran Church.....	2,000											
Icelandic Synod.....	1,000	1	1	1								
Finnish, Suomi Synod.....	1,500											
Lutheran Free Church (Norwegian).....	25,200	2	5	15	64	5	780	21	532	6	8,384	15,000
United Danish Lutheran Church.....	17,000	1	2	4	1			1	20			10,000
Finnish Lutheran National Church.....	2,000	1										
Lutheran Brethren (Norwegian).....	8,871	3	3	13	15	1	250	11	145	2		7,000
Mennonite bodies:												
Mennonite Church ²	25,860	1	5	20	58	6	589	10	886	7	17,754	70,000
General Conference of Mennonites.....	22,000	2	6	17	70	5	329	17	704	6	5,280	45,000
Defenseless Mennonites.....	3,200	1	2	4			50					
Mennonite Brethren in Christ.....	22,000	5	20	40		1				3	320	50,000
Mennonite Brethren Church ²	20,000	2	5	11	50	27	2,300					29,000
Krimmer Bruder-Gemeinde.....	8,000	2				2	319			1	300	20,000
Methodist bodies:												
Methodist Episcopal.....	2,941,422	34	174	1,428	13,110	2,516	442,765	2,995	96,021	95	200,000	16,876,325
Methodist Protestant.....	65,436	3	80	16	128	19	2,000	12	1,514	12	7,620	153,700
Wesleyan Methodist Connection.....	17,682	2	3	17	18	3	100	4	65			11,200
Primitive Methodist.....	1,000	1	1	1	1	1	125	2	250			
Methodist Episcopal, South.....	984,306	7	60	382	114	589	34,040	222	15,021	8	55,050	4,000,000
Congregational Methodist.....	522	1										
Free Methodist.....	67,000	6	26	85	221	15	3,000	91	2,900	5	2,600	196,175
African Methodist Episcopal.....	25,908	8	156	4	152	121	29,000	6	1,000			
African Methodist Episcopal Zion.....	9,050	3	52	4	60	52	7,000	10	1,870			26,000
Moravian bodies:												
Moravian Church (Unitas Fratrum) ⁴	35,264	11	156	42	2,196	156	39,683	429	32,625	5		
Bohemian and Moravian Brethren.....	87	1										
Pentecostal Church of the Nazarene.....	50,300	9	25	51	75	17	1,543	7	250	8	25,000	59,000
Presbyterian bodies:												
Presbyterian Church in the U. S. A.....	2,272,950	15	170	1,353	2,004	930	161,470	1,919	71,251	176	753,971	⁶ 2,768,080
Cumberland Presbyterian.....	35,000	1	4	4	5	6	600	3	110			125,000
Welsh Calvinistic Methodist.....	12,851	1	2	6	16	1	20	6	391	1	11,984	50,000
United Presbyterian.....	373,296	3	455	236	1,449	152	45,235	398	30,799	17	118,552	2,191,948
Presbyterian Church in the United States.....	586,544	7	55	377	894	160	38,169	556	23,000	34	110,638	1,109,435
Associate Synod of North America.....	637	1	1	1	16	1	95	3	407	3	1,701	
Associate Reformed Presbyterian ²	21,517	2	23	11	26	19	900	2	35	2	3,246	80,000
Reformed Presbyterian Synod.....	42,438	4	5	48	73	3	522	20	582	5	4,818	⁶ 50,271
Reformed Presbyterian, General Synod ³	7,979	1		4	20	9	755			3		4,000
Protstant Episcopal Church.....	822,402	7	463	346	1,349	247	17,551	346	12,343	20	127,606	4,833,409
Reformed bodies:												
Reformed Church in America.....	302,453	4	29	141	807	61	6,827	267	15,034	28	121,803	1,005,000
Reformed Church in the United States.....	175,028	2	6	70	169	35	3,768	17	1,257	4	18,636	342,427
Reformed Episcopal Church.....	16,453	1	3	6	20			17		3	45,053	92,000
Roman Catholic Church.....	1,200,000											
Scandinavian bodies—Swedish Mission Covenant.....		1	5	27	81	39	2,063	10	983	4	10,500	
Schwenkfelders.....	721	3		1								
United Brethren bodies:												
United Brethren in Christ.....	126,338	5	17	63	188	102	7,515	33	2,022	7	38,701	361,563
United Brethren in Christ (Old Constitution).....	5,803	1	2	3	5	1		2	75	1	600	6,000
United Evangelical Church.....	43,025	1	5	28	48	8	465	13	336	2	7,131	84,425
Universalists.....	14,000	1	8	7	5	4	503			1		76,000
All other denominations.....												

¹ Includes statistics for the Free Baptist Church, not reported separately.
² For changes in denominations, see pp. 530 and 531.
³ Figures for 1908, no basis for an estimate for 1916 because not available.

WORK IN DOMESTIC AND FOREIGN FIELDS.

WORK IN FOREIGN COUNTRIES, BY DENOMINATIONS: 1916 AND 1906.

DENOMINATION.	FOREIGN MISSION WORK: 1906.											
	Amount contributed.	Countries.		Missionaries.		Churches.		Colleges, academies, etc.		Philanthropic institutions.		Value of property.
		Num-ber.	Sta-tions.	Amer-ican.	Native helpers.	Num-ber.	Members.	Num-ber.	Students.	Num-ber.	Inmates and patients.	
Total, denominations represented.....	\$8,744,627	7,731	35,388	8,323	922,567	8,708	321,452	1,550	1,492,647	\$26,496,672
Adventist bodies:												
Advent Christian.....	32,982	3	12	21	60	11	654	30	1,723	2	120	41,500
Seventh-day Adventist.....	266,656	45	126	284	1,108	686	27,199	17	749	19	5,004	953,859
Church of God (Adventist).....												
Baptist bodies:												
Baptists—Northern Convention ²	878,218	18	122	604	6,756	2,384	253,941	2,041	57,997	57	62,917	1,335,000
Southern Convention.....	403,811	7	46	203	297	233	13,437	108	2,609	8	18,000	300,000
National Convention.....	18,727	5	72	8	132	33	8,074	32	5,781			29,650
Seventh Day Baptists.....	5,400	4	7	9	19	6	235	7	150	3	2,892	25,000
General Baptists.....												
Brethren, German Baptist (Dunkers):												
Church of the Brethren (Conservative).....	66,961	1	14	23	15	8	1,200	2	600	2	200	
Brethren Church (Progressive).....	3,090	3	3	6	1	1	70					2,000
Brethren, Plymouth, I.....												
Brethren, River—Brethren in Christ.....	1,324	2	5	14	6			5	125			
Christian and Missionary Alliance.....												
Christian Church (Christian Convention) ³	13,879	2	6	14	21	15	688	2	12			14,950
Churches of God, General Eldership.....	5,000	1	2	4	10	2	73			1		500
Churches of the New Jerusalem:												
General Convention.....	1,000	6	11		4		300					
General Church.....												
Congregational Churches.....	891,979	13	105	569	4,135	580	68,952	1,468	65,152	123	373,500	1,500,000
Disciples of Christ.....	446,353	19	87	231	575	152	14,860	153	9,499	64	66,661	736,000
Evangelical Association.....	44,600	5	2	16	617	456	27,897	3	53	15	11,416	1,132,000
Evangelistic associations:												
Hepzibah Faith Missionary.....	5,200	4	7	24								
Metropolitan Church Association.....	2,340	3		15								
Missionary Church.....												
Peniel Missions.....												
Pentecost Bands of the World.....	4,500	3	10	17	15	3	250	2	250	2	200	35,000
Pillar of Fire.....												
Friends (Orthodox).....	97,500	12	41	115	250	29	4,190	55	3,000	5		
German Evangelical Synod.....	29,067	1	4	12	154	4	1,814	39	1,601	11	12,759	50,000
International Apostolic Holiness Church.....	12,400	4	10	25				3				27,000
 Latter Day Saints:												
Church of Jesus Christ.....	75,646	14	15	1,600	4,085	85	53,996	9	1,484			285,588
Reorganized Church of Jesus Christ.....	13,000	11				138	8,055					15,000
Lutheran bodies:												
General Synod.....	73,172	2	8	38	610	502	12,725	861	8,829	5	8,567	175,000
United Synod, South.....	7,150	1	1	3	7	9	200					6,000
General Council.....	39,245	1	5	21	300	241	6,135	196	5,736	2	4,000	100,000
Synodical Conference.....	14,021	1	4	7	9	4	60	14	687			10,000
Norwegian Lutheran Church—												
Hauge's Synod.....	27,000	1	4	16	65	15	284	30	854	4	1,030	13,000
Synod for Norwegian Church.....	4,003	1		16	32	4	1,811	9	462	3	57	
United Norwegian Church.....	57,430	2	8	39	81	47	1,183	11	529	8	2,125	38,000
Joint Synod of Ohio.....	6,600	2										
Synod of Buffalo.....	650	1										
Ellesen's Synod.....												
Synod of Iowa.....	9,721											
Danish Lutheran Church.....	196											
Icelandic Synod.....												
Finnish, Suomi Synod.....	529											
Lutheran Free Church (Norwegian).....	13,983	1	3	7	100	3	929	60	2,493	2	8,488	7,900
United Danish Lutheran Church.....	2,022	1	1	4	3	1	30	1	30			
Finnish Lutheran National Church.....	50											
Lutheran Brethren (Norwegian).....	1,330	1	1	7	2			2	40			2,200
Mennonite bodies:												
Mennonite Church ³	31,688	1	3	13	13	4	782	3	285	2	550	62,000
General Conference of Mennonites.....	21,500	1	2				60	2		2		72,000
Defenseless Mennonites.....		1	1	2								
Mennonite Brethren in Christ.....	14,000	5		38						1	350	
Mennonite Brethren Church ³		2	4	12	12		335					14,300
Krimmer Bruder-Gemeinde.....												
Methodist bodies:												
Methodist Episcopal.....	1,302,698	28	172	827	9,463	1,455	259,782	2,016	70,588	22	59,522	9,513,801
Methodist Protestant.....	28,606	1	5	13	15	12	1,000	5	800			63,500
Wesleyan Methodist Connection.....	10,061	1	1	5	5	1	50	2	30			5,000
Primitive Methodist.....	800	1	1		1	1	75	1	150			
Methodist Episcopal, South.....	766,627	6	50	281	795	318	20,990	100	8,691	6	63,500	1,800,963
Congregational Methodist.....												
Free Methodist.....	56,285	6	18	52	91	11	1,047	24	685			90,400
African Methodist Episcopal.....	9,750	8					10,800					
African Methodist Episcopal Zion.....	3,000	4		15				3				13,000
Moravian bodies:												
Moravian Church (Unitas Fratrum).....	24,474			40								
Bohemian and Moravian Brethren.....	33											
Pentecostal Church of the Nazarene.....	4,000	2		8	6	3	100	2		2		6,000
Presbyterian bodies:												
Presbyterian Church in the U. S. A.....	1,182,516	15	136	890	2,611	443	63,480	995	32,430	118	442,756	4,000,000
Cumberland Presbyterian.....	72,121	3	11	35	86	11	1,299	4	500	1	8,000	55,000
Welsh Calvinistic Methodist.....	3,450	1	1	3	5	1	18					
United Presbyterian.....	366,164	3	93	176	833	90	19,798	365	13,750	10	116,418	1,437,250
Presbyterian Church in the United States.....	266,318	7	49	206	293	55	10,824	61	3,471	4	15,000	250,000
Associate Synod of North America.....	740	1	1	2	7	1	57	3	189	2	2,897	
Associate Reformed Presbyterian ³	19,650	2		13	12	11	342	6	300	2	14	48,450
Reformed Presbyterian Synod.....	20,965	3	5	36	44	2	403	14	720	3	2,500	126,871
Reformed Presbyterian, General Synod ³	9,780	2		27	27	7	550			3		4,000
Protestant Episcopal Church.....	549,070	7	387	221	761	96	9,890	180	6,950	18	95,323	1,271,548
Reformed bodies:												
Reformed Church in America.....	179,867	4	23	100	551	35	5,062	217	9,398	8	84,361	301,083
Reformed Church in the United States.....	96,100	2	3	54	120	53	3,600	6	625	3	2,150	265,000
Reformed Episcopal Church.....	8,159	1	5	12						3		100,000
Roman Catholic Church.....												
Scandinavian bodies—Swedish Mission Covenant.....		1	3	15	20	12	446					
Schwenkfelders.....	500											
United Brethren bodies:												
United Brethren in Christ.....	82,206	5		56	133	51	2,028	34	1,285	3	21,370	111,771
United Brethren in Christ (Old Constitution).....	2,500	1	3	5	6	4	50	2	80			5,000
United Evangelical Church.....	25,650	1	3	14	3	6	100	3	80			19,588
Universalists.....	8,500	1	11	5	6	5	207			1		20,000
All other denominations.....	104	10		605		3	150					5,000

¹ Corrected figures.

² Includes statistics for the Free Baptist Church.

³ For changes in denominations, see pp. 530 and 531.

The amounts contributed and the value of property are not distributed, as in the home mission work, under the different heads of evangelistic, educational, and philanthropic. Schools and hospitals are not conducted primarily with a view to church organization, yet they are distinctively evangelistic in type, and the line between the institutions is not always easily drawn. Also, the management of these departments is so unified that missionaries are assigned to one or the other departments according to convenience, and frequently share in two or even all three.

In view of the fact that the same country is frequently reported as occupied by several denominations, and sometimes the same city or town, the total number of countries and stations is not given. There is also wide divergence in the use of these terms. Some report Africa as one country, others report each section as a separate country; ordinarily a station is a place occupied by an American missionary, but in some cases the term is applied to any place where mission work is carried on.

The term "American missionaries," in accordance with the general usage in the United States and Great Britain, includes all those of either sex commissioned by the missionary societies. Of late the term has been held to include also the wives of missionaries. The term "native helpers" includes all those native to the country, whether preachers, teachers, colporteurs, or other workers of either sex, in the employ of a missionary society, but not the pastors of self-supporting native churches. The terms "churches" and "members" are used in the same sense as in the general tables of this report. The schools are, in the main, schools of higher grade—colleges, academies, normal schools, etc.—the primary schools connected with the missionary boards being to a considerable degree supported by the native churches themselves, and not included in the reports presented. The philanthropic institutions include hospitals, dispensaries, asylums, and orphanages. Under the head of "inmates of hospitals" it was intended to include all patients who were treated during the year, as well as regular inmates; in some instances, however, the capacity appears to have been given rather than the total number of inmates. The property value includes all buildings, whether for educational or philanthropic purposes, or for use as residences for missionaries. Sometimes it includes church buildings, though commonly these are not owned by the missionary society, but by the local church organizations.

Incompleteness of the figures.—The statistics of foreign work are even more incomplete than those relating to domestic work. In many cases, the situation in the missions is uncertain, and exact figures are not available; in others, the press of work prevents the furnishing of information; again, the methods of conducting the work differ so that the terms used in one field do not fit the conditions in another. Most of the

denominations conduct their own work, directing it from headquarters in this country, but some, especially several Lutheran synods, contribute to European societies, and make no separate report, with the result that the statistics for those synods cover contributions only. The Moravian Brethren report the funds contributed in this country, but general statistics cover the entire Moravian Church, in England and on the Continent as well as in the United States. The Roman Catholic Church gives an estimate of its contributions but no detailed statistics, because the greater part of the work under the auspices of the church is carried on by the various religious orders which do not report to any central authority. Some denominations, as the Plymouth Brethren, I, the General Church of the New Jerusalem, and the Swedish Evangelical Mission Covenant give general statistics but no statement of contributions.

As shown by Table 34, the denominations reporting contributions for foreign work in excess of \$500,000 in 1916 were as follows:

Methodist Episcopal Church.....	\$2,941,422
Presbyterian Church in the United States of America..	2,272,950
Baptists—Northern Convention.....	1,230,509
Roman Catholic Church.....	1,200,000
Congregational Churches.....	1,089,098
Methodist Episcopal Church, South.....	984,306
Protestant Episcopal Church.....	822,402
Seventh-day Adventists.....	736,046
Presbyterian Church in the United States.....	586,544
Disciples of Christ.....	569,416
Baptists—Southern Convention.....	529,405

It may be noted that several of the denominations which made no report of philanthropic institutions in the United States reported considerable work of this type in the foreign field, as the Congregational Churches, Presbyterian Church in the United States of America, and others.

The denominations reporting in 1916 more than 250 American missionaries in foreign lands were:

Methodist Episcopal Church.....	1,428
Presbyterian Church in the United States of America.....	1,353
Church of Jesus Christ of Latter Day Saints.....	1,183
Seventh-day Adventists.....	880
Baptists—Northern Convention.....	688
Congregational Churches.....	661
Methodist Episcopal Church, South.....	382
Presbyterian Church in the United States.....	377
Protestant Episcopal Church.....	346
Baptists—Southern Convention.....	307
Disciples of Christ.....	278
Christian and Missionary Alliance.....	273

Other items, as number of native helpers, number of churches, and number of members represent such diverse methods of reporting that comparison of different denominations is uncertain.

Changes since 1906.—A comparison of the total returns for 1916 with those for 1906 shows an increase in every particular. The number of American missionaries reported increased from 7,731 to 9,873, and

the number of native helpers, from 35,388 to 52,253; the number of churches increased from 8,323 to 13,911, and the number of members from 922,567 to 1,687,824; the number of schools of higher grade increased from 8,708 to 13,653, and the number of students, from 321,452 to 575,916; the number of philanthropic institutions reported increased from 550 to 791, and the number of persons aided from 1,492,647 to 2,218,604; the total value of property reported increased from \$26,496,672 to \$52,777,299.

SUMMARY OF CONTRIBUTIONS.

In Table 35 is given a comparative summary of the amounts, as presented in Tables 33 and 34, which

were contributed by the several denominations to both domestic and foreign work in 1916. Similar figures are presented for 1906. As stated on page 55, the total amount of contributions shown in this table are not comparable with the amounts reported under "Benevolences" in Table 16 (p. 56), in the section on expenditures, as the latter simply unites all the amounts given by the local church organization for benevolent purposes, irrespective of their distribution, while the amount shown in the present table represents the total contributions of the denomination for such purposes, whether made by church organizations, by individuals, or through specially organized societies.

TABLE 35.—CONTRIBUTIONS FOR DOMESTIC AND FOREIGN WORK, BY DENOMINATIONS: 1916 AND 1906.

DENOMINATION.	Members: 1916.	CONTRIBUTIONS: 1915.						Members: 1906.	CONTRIBUTIONS: 1906.					
		Domestic and foreign work.							Domestic and foreign work.					
		Total amount contrib-uted.	Domestic work.		Foreign work.		Total amount contrib-uted.		Domestic work.		Foreign work.			
			Amount.	Per cent.	Amount.	Per cent.			Amount.	Per cent.	Amount.	Per cent.		
Total, denominations represented . . .	40,843,477	\$62,050,571	\$46,016,673	74.2	\$16,033,898	25.8	19,921,668	\$47,420,770	\$38,576,143	81.6	\$8,744,627	18.4		
Total, identical denominations . . .	25,033,330	58,356,671	43,707,248	74.9	14,649,423	25.1	19,883,015	47,394,831	38,650,308	81.5	8,744,523	18.5		
Adventist hodies:														
Advent Christian	30,597	65,756	27,756	42.2	38,000	57.8	26,799	42,820	9,838	23.0	32,982	77.0		
Seventh-day Adventist	79,355	1,563,751	827,705	52.9	736,046	47.1	62,211	532,255	265,599	49.9	266,656	60.1		
Church of God (Adventist)	848	4,000	3,500	87.5	500	12.5								
Life and Advent Union	558	500	500	100.0			509	500	500	100.0				
Baptist hodies:														
Baptists—														
Northern Baptist Convention	1,232,135	7,930,892	6,550,383	83.9	1,280,509	16.1	1,052,105	12,548,532	11,732,896	93.5	815,636	6.5		
Southern Baptist Convention	2,708,870	4,028,356	3,498,961	86.9	529,405	13.1	2,009,471	1,622,550	1,218,839	75.1	403,811	24.9		
National Baptist Convention	2,938,579	259,292	237,705	91.7	21,587	8.3	2,261,607	116,355	97,628	83.9	18,727	16.1		
Seventh Day Baptists	7,980	16,874	9,590	56.8	7,284	43.2	8,381	18,602	13,202	71.0	5,400	29.0		
Free Baptists	12,570	(*)	(*)	(*)	(*)	(*)	81,359	125,342	52,760	60.1	62,582	49.9		
General Baptists	33,466	8,250	6,400	77.6	1,850	22.4								
Brethren, German Baptist (Dunkers):														
Church of the Brethren (Conservative) ¹	105,102	423,174	321,098	75.9	102,076	24.1	76,547	185,057	118,106	63.8	66,961	36.2		
Brethren Church (Progressive)	24,060	18,000	12,000	66.7	6,000	33.3	17,042	12,090	9,000	74.4	3,090	25.6		
German Seventh Day Baptists	136	1,500	1,500	100.0										
Brethren, River:														
Brethren in Christ	3,805	35,322	25,322	74.5	9,000	25.5	3,397	5,828	4,504	77.3	1,324	22.7		
Christian and Missionary Alliance	9,525	259,044	129,041	48.0	140,003	52.0								
Christian Church (Christian Convention) ²	118,737	44,442	20,481	46.1	23,961	53.9	110,117	28,879	15,000	51.9	13,879	48.1		
Christian Union	13,692	4,000	4,000	100.0			13,905	2,000	2,000	100.0				
Churches of God, General Eldership	28,375	21,992	17,830	81.1	4,162	18.9	24,356	26,550	21,550	81.2	5,000	18.8		
Churches of the New Jerusalem:														
General Convention	6,352	54,200	53,000	98.1	1,200	1.9	6,612	15,000	14,000	93.3	1,000	6.7		
General Church	733	8,076	8,076	100.0			635	4,995	4,995	100.0				
Congregational Churches	791,274	2,295,237	1,206,139	52.5	1,089,098	47.5	700,480	1,926,133	1,034,154	53.7	891,979	46.3		
Disciples of Christ	1,226,028	1,545,966	1,076,550	69.4	569,416	34.6	982,701	2,181,809	1,735,456	79.5	446,353	20.5		
Eastern Orthodox Churches:														
Russian Church	99,581	15,987	16,987	100.0			19,111	2,000	2,000	100.0				
Evangelical Association	120,756	294,213	234,213	79.6	60,000	20.4	104,898	320,108	275,508	86.1	44,600	13.9		
Evangelical Protestant Church	17,962	81,600	81,600	100.0										
Evangelistic associations:														
Hephzibah Faith Missionary	352	12,382	2,494	20.1	9,888	79.9	293	5,200			5,200	100.0		
Metropolitan Church	704	8,000	7,000	87.5	1,000	12.5	456	2,340			2,340	100.0		
Missionary Church	1,554	11,900	7,500	63.0	4,400	37.0								
Peniel Missions	257	5,000			5,000	100.0								
Pentecost Bands of the World	218	6,984	300	4.3	6,684	95.7	487	4,500			4,500	100.0		
Pillar of Fire ³	1,129	70,000	69,000	98.6	1,000	1.4								
Friends:														
Friends (Orthodox)	92,379	140,000	50,000	35.7	90,000	64.3	91,161	111,500	14,000	12.6	97,500	87.4		
Friends (Hicksite)	17,170	422,089	422,089	100.0			18,560	60,000	60,000	100.0				
Friends (Whitite)	3,373	24,952	24,952	100.0			3,880	1,000	1,000	100.0				
German Evangelical Synod	339,853	259,950	227,351	87.5	32,599	12.5	293,137	202,334	178,327	88.6	29,067	14.4		
International Apostolic Holiness Church	5,275	25,000	14,900	59.6	10,100	40.4	2,774	23,500	11,100	47.2	12,400	52.8		
Jewish congregations	357,135	1,100,000	1,100,000	100.0			101,457	4,419,553	4,419,553	100.0				
Latter Day Saints:														
Church of Jesus Christ	403,388	1,192,980	1,074,118	90.0	118,862	10.0	215,796	322,355	246,709	76.5	75,646	23.5		
Reorganized Church of Jesus Christ	58,941	169,480	163,980	96.8	5,500	3.2	40,851	160,080	147,080	91.9	13,000	8.1		
Lutheran hodies:														
General Synod	370,715	578,716	433,454	74.9	145,262	25.1	270,221	392,718	319,546	81.4	73,172	18.6		
United Synod, South	55,556	109,549	146,851	98.8	22,698	13.4	47,747	140,005	132,855	94.9	7,150	5.1		
General Council	540,642	1,443,098	1,180,746	81.8	262,352	18.2	462,177	367,500	328,255	89.3	39,245	10.7		
Synodical Conference	777,701	1,138,972	1,111,694	97.6	27,278	2.4	660,670	649,747	635,728	97.8	14,021	2.2		
Norwegian Lutheran Church—														
Hauge's Synod	29,893	79,000	51,000	64.6	28,000	35.4	33,268	72,584	45,584	62.8	27,000	37.2		
Synod for Norwegian Church	112,673	155,018	127,328	82.1	27,690	17.9	107,712	128,598	122,625	96.8	4,000	3.2		
United Norwegian Church	176,084	335,694	179,095	53.4	156,599	46.6	185,027	366,055	308,625	84.3	57,430	15.7		
Joint Synod of Ohio	164,968	135,902	120,902	89.0	15,000	11.0	123,408	63,600	57,000	89.6	6,600	10.4		

¹ Corrected figures; see Bohemian and Moravian Brethren.

² Contributions for 1916 not reported separately, as they were made through the Northern Baptist Convention.

³ For changes in denominations, see pp. 530 and 531.

TABLE 35.—CONTRIBUTIONS FOR DOMESTIC AND FOREIGN WORK, BY DENOMINATIONS: 1916 AND 1906—Continued.

DENOMINATION.	Members: 1916.	CONTRIBUTIONS: 1916.				Members: 1906.	CONTRIBUTIONS: 1906.						
		Domestic and foreign work.					Domestic and foreign work.						
		Total amount contrib- uted.	Domestic work.		Foreign work.		Total amount contrib- uted.	Domestic work.		Foreign work.			
			Amount.	Per cent.	Amount.			Per cent.	Amount.	Per cent.	Amount.	Per cent.	
Lutheran bodies—Continued.													
Synod of Buffalo.....	6,128	4,437	3,655	82.4	782	17.6	5,270	3,230	2,580	79.9	650	20.1	
Eielsen's Synod.....	1,206	5,500	3,000	54.5	2,500	45.5	1,013	3,827	3,827	100.0			
Synod of Iowa.....	130,793	233,217	208,703	89.5	24,514	10.5	110,254	63,829	54,108	84.8	9,721	15.2	
Danish Lutheran Church.....	14,544	32,269	30,269	93.8	2,000	6.2	12,541	10,696	10,500	98.2	196	1.8	
Icelandic Synod.....	1,830	6,000	5,000	83.2	1,000	16.7	2,101	2,200	2,200	100.0			
Immanuel Synod.....	2,978	1,750	1,750	100.0			3,275	850	850	100.0			
Finnish, Suomi Synod.....	18,881	23,735	22,255	93.7	1,500	6.3	12,907	16,329	15,800	96.8	529	3.2	
Lutheran Free Church (Norwegian).....	28,180	118,450	93,250	78.7	25,200	21.3	26,928	60,189	46,196	76.8	13,993	23.2	
United Danish Lutheran Church.....	17,324	40,000	23,000	57.5	17,000	42.5	16,340	13,851	11,829	85.4	2,022	14.6	
Finnish Lutheran National Church.....	7,933	3,000	1,000	33.3	2,000	66.7	10,111	5,050	5,000	99.0	50	1.0	
Lutheran Brethren (Norwegian).....	892	20,663	11,792	57.1	8,871	42.9	482	4,422	3,092	69.9	1,330	30.1	
Mennonite bodies:													
Mennonite Church ¹	34,965	171,142	145,273	84.9	25,869	15.1	26,314	89,878	58,190	64.7	31,688	35.3	
General Conference of Mennonites.....	15,407	142,706	120,706	84.6	22,000	15.4	11,661	44,600	23,100	51.8	21,500	48.2	
Defenseless Mennonites.....	854	7,400	4,200	56.8	3,200	43.2							
Mennonite Brethren in Christ.....	4,737	29,500	7,500	25.4	22,000	74.6			5,000	26.3	14,000	73.7	
Mennonite Brethren Church.....	5,127	31,400	11,400	36.3	20,000	63.7	2,801	19,000					
Krimmer Bruder-Gemeinde.....	894	9,075	1,075	11.8	8,000	88.2							
Methodist bodies:													
Methodist Episcopal.....	3,717,785	8,587,996	5,646,574	65.7	2,941,422	34.3	2,986,154	5,580,421	4,277,723	76.7	1,302,698	23.3	
Methodist Protestant.....	186,908	146,190	80,754	55.2	65,436	44.8	178,544	91,580	62,974	68.8	28,606	31.2	
Wesleyan Methodist Connection.....	20,778	89,282	71,600	80.2	17,682	19.8	20,043	39,003	28,942	74.2	10,061	25.8	
Primitive Methodist.....	9,353	7,931	6,931	87.4	1,000	12.6	7,558	6,716	5,916	88.1	800	11.9	
Methodist Episcopal, South.....	2,114,479	3,022,153	2,037,847	67.4	984,306	32.6	1,638,480	2,214,316	1,447,689	65.4	766,627	34.6	
Congregational Methodist.....	12,503	642	120	18.7	522	81.3							
Free Methodist.....	35,291	260,500	193,500	74.3	67,000	25.7			32,838	119,954	63,669	53.1	
African Methodist Episcopal.....	548,355	422,517	396,609	93.9	25,908	6.1	494,777	172,030	162,280	94.3	9,750	5.7	
African Methodist Episcopal Zion.....	257,169	92,585	83,535	90.2	9,050	9.8	184,542	26,000	23,000	88.5	3,000	11.5	
Union American Methodist Episcopal.....	3,624	5,321	5,321	100.0			4,347	900	900	100.0			
Colored Methodist Episcopal.....	245,749	195,282	195,282	100.0			172,996	113,340	113,340	100.0			
Reformed Zion Union Apostolic.....	3,977	200	200	100.0									
Moravian bodies:													
Moravian Church (Unitas Fratrum).....	26,373	80,383	45,119	56.1	35,264	43.9	17,155	56,969	32,495	57.0	24,474	43.0	
Bohemian and Moravian Brethren.....	1,714	1,408	1,321	93.8	87	6.2	771	2,290	2,290	100.0	33	11.4	
Pentecostal Church of the Nazarene.....	32,259	91,490	41,190	45.0	50,300	55.0	6,657	12,879	8,879	68.9	4,000	31.1	
Presbyterian bodies:													
Presbyterian Church in the United States of America.....	1,611,251	8,034,078	5,761,128	71.7	2,272,950	28.3	1,179,566	4,245,287	3,062,771	72.1	1,182,516	27.9	
Cumberland Presbyterian.....	72,052	49,500	14,500	29.3	35,000	70.7	195,770	174,073	101,952	58.6	72,121	41.4	
Colored Cumberland Presbyterian.....	13,077	11,995	11,995	100.0			18,066	2,950	2,950	100.0			
Welsh Calvinistic Methodist.....	14,566	17,428	4,577	26.3	12,851	73.7	13,280	6,928	3,478	50.2	3,450	49.8	
United Presbyterian.....	160,726	924,773	551,477	59.6	373,296	40.4	130,342	810,029	443,865	54.8	366,164	45.2	
Presbyterian Church in the United States.....	357,789	2,166,985	1,580,441	72.9	586,544	27.1	266,345	1,214,438	948,120	78.1	266,318	21.9	
Associate Synod of North America.....	490	2,478	1,841	74.3	637	25.7	786	1,345	605	45.0	740	55.0	
Associate Reformed Presbyterian.....	15,124	36,717	15,200	41.4	21,517	58.6	13,201	33,563	13,913	41.5	19,650	58.5	
Reformed Presbyterian Synod.....	8,185	74,713	32,275	43.2	42,438	56.8	9,122	74,176	53,211	71.7	20,965	28.3	
Reformed Presbyterian, General Synod ¹	2,386	7,979			7,979	100.0	4,060	10,306	526	5.1	9,780	94.9	
Protestant Episcopal Church.....	1,092,821	4,389,650	3,567,248	81.3	822,402	18.7	886,942	3,214,203	2,665,133	82.9	549,070	17.1	
Reformed bodies:													
Reformed Church in America.....	144,929	640,806	338,353	52.8	302,453	47.2	124,938	349,691	169,824	48.6	179,867	51.4	
Reformed Church in the United States.....	344,374	510,876	335,848	65.7	175,028	34.3	292,654	299,199	203,099	67.9	96,100	32.1	
Christian Reformed Church.....	38,668	159,400	159,400	100.0			26,669	129,661	129,661	100.0			
Reformed Episcopal Church.....	11,050	26,444	9,991	37.8	16,453	62.2	9,682	27,020	18,861	69.8	8,159	30.2	
Roman Catholic Church.....	15,721,815	3,193,889	1,993,889	62.4	1,200,000	37.6							
Schwenkfelders.....	1,127	5,371	4,650	86.6	721	13.4	725	4,000	3,500	87.5	500	12.5	
Society for Ethical Culture.....	2,850	40,000	40,000	100.0			2,040	70,454	70,454	100.0			
Unitarians.....	82,515	203,629	203,629	100.0			70,542	185,000	185,000	100.0			
United Brethren bodies:													
United Brethren in Christ.....	348,828	718,843	592,455	82.4	126,388	17.6	274,649	259,877	177,671	68.4	82,206	31.6	
United Brethren in Christ (Old Constitution).....	19,106	42,634	36,831	86.4	5,803	13.6	21,401	63,500	61,000	96.1	2,500	3.9	
United Evangelical Church.....	89,774	205,733	162,708	79.1	43,025	20.9	69,882	164,107	138,457	84.4	25,650	15.6	
Universalists.....	58,566	116,425	102,425	88.0	14,000	12.0	64,158	73,821	65,321	88.5	8,500	11.5	
All other denominations.....							38,653	25,939	25,835	99.6	104	0.4	

¹ For changes in denominations, see pp. 530 and 531.

² Corrected figures.

In interpreting this table two facts are to be kept in mind: (1) The amounts given are those reported by the organizations and societies of the denominations represented; (2) the amounts given do not represent a continuous period, but two limited periods of a year each, a decade apart, and such limited periods are always subject to fluctuation. Peculiar circumstances will arise in connection with some department of work in one year, calling forth special gifts, while in another year, the particular exigency being lacking, the con-

tributions reported are much smaller. Thus the gifts reported by the Northern Baptist Convention in 1906 included a special donation to a single university, while those reported in 1916 probably more nearly represent the liberality of the denomination. The amounts reported by the Jewish congregations in 1906 included special gifts, so that the total was more than four times that reported in 1916; but it does not follow that these congregations have really fallen off in their general benevolences.

Of the 202 denominations included in the report for 1916, only 102 are represented in this table; and of the 188 denominations for 1906, only 88 are represented. Some bodies, which give, and give liberally, to certain departments of work, as already stated, have no organized boards to represent that work and hence those sums are not included in this presentation. The Free Baptist societies, which were reported separately in 1906, have been consolidated with those of the Northern Baptist Convention and their contributions for 1916 are included in those of the latter body.

The table shows total contributions for 1916 of \$62,050,571 as against \$47,420,770 in 1906, an increase of \$14,629,801, or 30.9 per cent. These figures include \$3,693,900 contributed in 1916 by bodies that made no report for 1906, and \$25,939 contributed in 1906 by bodies that made no report in 1916. Considering only those denominations which made report in both years, the amount in 1916 was \$58,356,671 as against \$47,394,831 in 1906, an increase of \$10,961,840, or 23.1 per cent.

Among the amounts reported by denominations presented for the first time in 1916 were: The Roman Catholic Church, \$3,193,889; the Christian and Missionary Alliance, \$269,044; the Evangelical Protestant Church, \$81,600; the Pillar of Fire (Pentecostal Union), \$70,000; three Mennonite bodies, \$47,875. In no case do these reports mark a commencement or a cessation of gifts, but rather a rearrangement of method. The Christian and Missionary Alliance is a new organization of a number of churches listed chiefly in 1906 as Independent churches; the contributions of the Roman Catholic Church, as noted in the descriptive statement, are being gradually coordinated so that a presentation for 1916 was possible. The American Rescue Workers, as is indicated by the name, are engaged largely in philanthropic work, but no detailed statement concerning it was made in 1916.

Among the denominations not included in these tables, because they have no general organization through which reports can be made, are 11 of the 17 Baptist bodies; 6 of the 7 Eastern Orthodox Churches; 9 of the 15 Evangelistic associations; all of the Plymouth Brethren; 10 of the 16 Mennonite bodies; the Churches of Christ; the Independent churches; the Spiritualists; Theosophical societies; and others which give, many of them liberally, though in private or individual ways.

On the entrance of the United States into the European war, there was a general movement in the denominations to meet such needs as might develop, especially in connection with the supply of chaplains for the Army and Navy, and their appropriate equipment, and the provision of places of worship with adequate furnishings in the camps and cantonments.

In the larger bodies special commissions were formed, and a considerable number united in what was known as the General War Time Commission of the Churches, in special relation to the Federal Council of the Churches of Christ in America. Large sums of money were called for and numerous ministers and laymen enlisted for service in one form or another. These, however, did not develop in such time as to warrant their distinctive inclusion in this report, except as in a few cases special reference is made to the general purposes and plans of a specific body.

Comparing the different departments, it appears that, of the \$62,050,571 reported in 1916, \$46,016,673, or 74.2 per cent, was for domestic work, and \$16,033,898, or 25.8 per cent, for work in other lands, while in 1906 the amount for domestic work was \$38,676,143, or 81.6 per cent, and that for foreign work was \$8,744,627, or 18.4 per cent.

The direct comparison between foreign work as a whole and domestic work as a whole has always been considered a not altogether fair comparison, and in the report for 1906 there was presented a comparison of the respective amounts contributed, omitting from the domestic work the amounts contributed to educational and philanthropic purposes, thus limiting them to what is technically known as home missions. The past decade, however, has seen a considerable change in both lines. The foreign work has become more extensively educational and philanthropic, while the domestic work has dropped to a considerable degree certain educational characteristics of former years, and has been directed more exclusively to church organization. Accordingly, the comparison here presented embraces the entire scope of each department of work.

Of the denominations included in the table, those reporting contributions amounting to over \$1,000,000 in 1916 are given in the following statement, with the amounts reported by them in 1916 and in 1906.

DENOMINATION.	CONTRIBUTIONS TO DOMESTIC AND FOREIGN WORK.	
	1916	1906
Methodist Episcopal Church.....	\$8,587,996	\$5,580,421
Presbyterian Church in the United States of America.....	8,034,078	4,245,287
Baptists—Northern Convention.....	7,930,892	12,673,874
Protestant Episcopal Church.....	4,389,650	3,214,203
Baptists—Southern Convention.....	4,028,366	1,622,650
Roman Catholic Church.....	3,193,889	
Methodist Episcopal Church, South.....	3,022,153	2,214,316
Congregational Churches.....	2,295,237	1,926,133
Presbyterian Church in the United States.....	2,166,985	1,214,438
Disciples of Christ.....	1,645,966	2,181,809
Seventh-day Adventists.....	1,563,751	532,255
Lutheran—General Council.....	1,443,099	367,500
Latter Day Saints, Church of Jesus Christ.....	1,192,980	322,355
Lutheran—Synodical Conference.....	1,138,972	649,747
Jewish congregations.....	1,100,000	4,419,563

Of the 102 denominations whose contributions for 1916 are noted, 17 confined their gifts to domestic

purposes, 2 sent all their reported contributions abroad, and 83 gave to both causes. Of the 83 contributing to both causes, 17 gave over 50 per cent to foreign work, and 66 over 50 per cent to home work, the latter including the larger and stronger bodies.

Of those bodies reporting for 1916 contributions of over \$1,000,000, noted above, the percentages contributed for domestic and foreign work were as follows:

DENOMINATION.	Per cent, domestic work.	Per cent, foreign work.
Methodist Episcopal Church.....	65.7	34.3
Presbyterian Church in the United States of America.....	71.7	28.3
Baptists—Northern Baptist Convention.....	83.9	16.1
Protestant Episcopal Church.....	81.3	18.7
Baptists—Southern Baptist Convention.....	86.9	13.1
Roman Catholic Church.....	62.4	37.6
Methodist Episcopal Church, South.....	67.4	32.6
Congregational Churches.....	52.5	47.5
Presbyterian Church in the United States.....	72.9	27.1
Disciples of Christ.....	65.4	34.6
Seventh-day Adventists.....	52.9	47.1
Lutheran—General Council.....	81.8	18.2
Church of Jesus Christ of Latter Day Saints.....	90.0	10.0
Lutheran—Synodical Conference.....	97.6	2.4
Jewish congregations.....	100.0

Comparing the total contributions as reported for 1916, with those reported for 1906, it appears that there was a gain in 1916 of \$14,629,801, divided as follows: Domestic work, \$7,340,530; foreign work, \$7,289,271. As a result of this proportionate increase in gifts for foreign work the percentage of the total represented by those gifts has risen from 18.4 to 25.8

and the percentage for domestic work has fallen from 81.6 to 74.2.

As previously stated, these tables are far from complete, as they present only such sums as are reported by societies or ecclesiastical authorities in the various denominations and do not represent the total benefactions of local churches or of individuals. Their value is somewhat enhanced in the present investigation by having similar figures for 1906 with which to make comparison, but it is still true, as stated in the report for 1906, that "perhaps the most important result of a study of these tables would be that the various religious bodies should come to realize the desirability of keeping a complete record of their benevolences so that a clear statement of them in every particular may be available. There is an increasing demand for definite financial statements in every department of activity, including the benevolences of the people, and particularly of the churches. That those in charge of these benevolences were not only willing but glad to make such statements is abundantly evident from the correspondence in connection with these tables. Not less evident, however, is the fact that there is as yet not enough uniformity or even harmony of presentation to enable one not personally acquainted with denominational methods to gain an accurate conception of the work the religious bodies are doing."

SUMMARY OF STATISTICS FOR STATES.

The statistics of religious bodies are presented in detail, by states, in Tables 61, 62, and 68 of the general tables. Table 61 (p. 148) gives a summary of the statistics for 1916 for all denominations combined, and the principal items of this table are reproduced in Table 68 (p. 532) in comparison with similar figures for preceding censuses, so far as available; Table 62 (p. 150) presents statistics of 1916, in detail, for the principal denominations reported in each state.

GENERAL SUMMARY FOR 1916 AND 1906.

The following table presents the number and per cent distribution, by states, of the number of organizations, number of members, value of church property, debt on church property, and value of parsonages, for 1916 and 1906. The table also shows the estimated population of each state at these two censuses and their rank under each item.

TABLE 36.—DISTRIBUTION OF POPULATION, ORGANIZATIONS, MEMBERS, VALUE OF CHURCH PROPERTY, DEBT ON CHURCH PROPERTY, AND VALUE OF PARSONAGES, BY STATES: 1916 AND 1906.

STATE.	POPULATION: ¹ 1916.			POPULATION: ¹ 1906.			STATE.	ORGANIZATIONS: 1916.			ORGANIZATIONS: 1906.		
	Number.	Per cent distribution.	Rank.	Number.	Per cent distribution.	Rank.		Number reported.	Per cent distribution.	Rank.	Number reported.	Per cent distribution.	Rank.
United States.....	102,017,312	100.0	85,837,372	100.0	United States.....	227,487	100.0	212,230	100.0
New York.....	10,273,375	10.1	1	8,405,304	9.8	1	Texas.....	14,316	6.3	1	12,354	5.8	2
Pennsylvania.....	8,522,017	8.4	2	7,141,767	8.3	2	Alabama.....	13,465	5.9	2	12,834	6.0	1
Illinois.....	6,152,257	6.0	3	5,324,875	6.2	3	Georgia.....	10,722	4.7	3	10,097	4.8	3
Ohio.....	5,150,356	5.0	4	4,533,064	5.3	4	New York.....	9,905	4.4	4	9,639	4.5	5
Texas.....	4,429,566	4.3	5	3,571,002	4.2	5	North Carolina.....	9,735	4.3	5	8,592	4.0	9
Massachusetts.....	3,719,156	3.6	6	3,150,984	3.7	7	Ohio.....	9,567	4.2	6	9,890	4.7	4
Missouri.....	3,410,692	3.3	7	3,221,659	3.8	6	Alabama.....	9,402	4.1	7	8,894	4.2	8
Michigan.....	3,054,854	3.0	8	2,660,737	3.1	8	Illinois.....	9,343	4.1	8	9,374	4.4	6
New Jersey.....	2,948,017	2.9	9	2,286,247	2.7	11	Tennessee.....	8,545	3.8	9	8,021	3.8	10
California.....	2,938,654	2.9	10	2,034,859	2.4	17	Missouri.....	8,486	3.7	10	9,206	4.3	7
Georgia.....	2,856,065	2.8	11	2,458,304	2.9	10	Mississippi.....	7,893	3.5	11	7,396	3.5	11
Indiana.....	2,816,817	2.8	12	2,630,069	3.1	9	Kentucky.....	7,331	3.2	12	6,553	3.1	14
Wisconsin.....	2,500,350	2.5	13	2,232,180	2.6	13	Virginia.....	7,152	3.1	13	6,639	3.1	13
North Carolina.....	2,248,738	2.4	14	2,086,306	2.4	16	Arkansas.....	6,991	3.1	14	6,208	2.9	16
Kentucky.....	2,379,639	2.3	15	2,235,101	2.6	12	Indiana.....	6,809	3.0	15	6,863	3.2	12
Alabama.....	2,332,608	2.3	16	2,019,294	2.4	18	Iowa.....	5,736	2.5	16	6,293	3.0	15
Tennessee.....	2,288,004	2.2	17	2,121,752	2.5	15	South Carolina.....	5,679	2.5	17	5,385	2.5	18
Minnesota.....	2,279,603	2.2	18	1,951,183	2.3	20	Michigan.....	5,529	2.4	18	5,635	2.7	17
Iowa.....	2,224,071	2.2	19	2,231,853	2.6	14	Oklahoma.....	5,401	2.4	19	4,497	2.1	22
Oklahoma.....	2,202,081	2.2	20	1,324,346	1.5	26	Minnesota.....	5,022	2.2	20	4,759	2.2	21
Virginia.....	2,192,019	2.1	21	1,981,965	2.3	19	Wisconsin.....	4,917	2.2	21	4,902	2.3	20
Mississippi.....	1,951,674	1.9	22	1,702,718	2.0	21	Alabama.....	4,706	2.1	22	4,994	2.4	19
Kansas.....	1,829,545	1.8	23	1,606,302	1.9	22	West Virginia.....	4,639	2.0	23	4,042	1.9	23
Louisiana.....	1,829,130	1.8	24	1,550,889	1.8	23	Florida.....	4,395	1.9	24	3,370	1.6	25
Arkansas.....	1,739,723	1.7	25	1,473,508	1.7	24	Louisiana.....	4,038	1.8	25	3,855	1.8	24
South Carolina.....	1,625,475	1.6	26	1,448,175	1.7	25	California.....	3,771	1.7	26	2,897	1.4	28
Washington.....	1,534,221	1.5	27	902,437	1.1	31	Nebraska.....	3,288	1.4	27	3,313	1.6	26
West Virginia.....	1,386,038	1.4	28	1,120,398	1.3	29	Massachusetts.....	3,207	1.4	28	3,088	1.5	27
Maryland.....	1,362,807	1.3	29	1,254,147	1.5	27	New Jersey.....	3,187	1.4	29	2,802	1.3	29
Nebraska.....	1,271,375	1.2	30	1,143,867	1.3	28	Maryland.....	2,955	1.3	30	2,773	1.3	30
Connecticut.....	1,244,479	1.2	31	1,035,531	1.2	30	North Dakota.....	2,520	1.1	31	1,993	0.9	31
Colorado.....	962,060	0.9	32	699,453	0.8	33	Washington.....	2,378	1.0	32	1,771	0.8	33
Florida.....	893,493	0.9	33	666,581	0.8	34	South Dakota.....	2,180	1.0	33	1,801	0.8	32
Oregon.....	835,741	0.8	34	573,231	0.7	35	Maine.....	1,623	0.7	34	1,559	0.7	34
Maine.....	772,489	0.8	35	723,977	0.8	32	Oregon.....	1,612	0.7	35	1,304	0.6	36
North Dakota.....	739,201	0.7	36	478,026	0.6	38	Colorado.....	1,465	0.6	36	1,268	0.6	37
South Dakota.....	698,509	0.7	37	513,883	0.6	36	Connecticut.....	1,455	0.6	37	1,384	0.7	35
Rhode Island.....	614,315	0.6	38	498,817	0.6	37	Montana.....	1,333	0.6	38	546	0.3	42
Montana.....	459,494	0.5	39	325,090	0.4	42	New Mexico.....	1,088	0.5	39	625	0.3	41
New Hampshire.....	442,506	0.4	40	423,282	0.5	39	Idaho.....	1,048	0.5	40	676	0.3	40
Utah.....	434,083	0.4	41	336,258	0.4	41	New Hampshire.....	892	0.4	41	856	0.4	39
Idaho.....	428,586	0.4	42	262,692	0.3	45	Vermont.....	831	0.4	42	909	0.4	38
New Mexico.....	410,283	0.4	43	276,621	0.3	44	Utah.....	618	0.3	43	542	0.3	43
District of Columbia.....	363,980	0.4	44	310,968	0.4	43	Rhode Island.....	508	0.2	44	521	0.2	44
Vermont.....	363,699	0.4	45	351,228	0.4	40	Delaware.....	490	0.2	45	468	0.2	45
Arizona.....	255,544	0.3	46	173,088	0.2	47	Arizona.....	450	0.2	46	237	0.1	47
Delaware.....	213,380	0.2	47	195,571	0.2	46	Wyoming.....	355	0.2	47	228	0.1	48
Wyoming.....	179,559	0.2	48	125,449	0.1	48	District of Columbia.....	349	0.2	48	289	0.1	46
Nevada.....	106,734	0.1	49	66,694	0.1	49	Nevada.....	130	0.1	49	88	(³)	49

¹ Estimated.

² Figures used for Iowa in 1916 and 1906 are for population as enumerated in 1910 and 1900.

³ Less than one-tenth of 1 per cent.

RELIGIOUS BODIES.

TABLE 36.—DISTRIBUTION OF POPULATION, ORGANIZATIONS, MEMBERS, VALUE OF CHURCH PROPERTY, DEBT ON CHURCH PROPERTY, AND VALUE OF PARSONAGES, BY STATES: 1916 AND 1906—Continued.

STATE.	MEMBERS: 1916.			MEMBERS: 1906.			STATE.	VALUE OF CHURCH PROP-ERTY: 1916.			VALUE OF CHURCH PROP-ERTY: 1906.		
	Number reported.	Per cent distribution.	Rank.	Number reported.	Per cent distribution.	Rank.		Amount reported.	Per cent distribution.	Rank.	Amount reported.	Per cent distribution.	Rank.
United States.....	41,926,854	100.0	135,068,058	100.0	United States.....	\$1,676,600,582	100.0	\$1,257,575,867	100.0
New York.....	4,315,404	10.3	1	3,995,345	11.4	1	New York.....	293,210,904	17.5	1	255,166,284	20.3	1
Pennsylvania.....	4,114,527	9.8	2	3,191,387	9.1	2	Pennsylvania.....	208,132,581	12.4	2	173,605,141	13.8	2
Illinois.....	2,522,373	6.0	3	2,241,682	6.4	3	Illinois.....	108,613,316	6.2	3	66,222,514	5.3	3
Ohio.....	2,291,793	5.5	4	1,841,282	5.3	4	Ohio.....	102,766,009	6.1	4	74,670,765	5.9	4
Massachusetts.....	1,977,482	4.7	5	1,753,334	6.0	5	Massachusetts.....	89,893,220	5.4	6	84,729,445	6.7	3
Texas.....	1,784,620	4.3	6	1,281,322	3.7	6	New Jersey.....	64,699,435	3.9	6	50,907,123	4.0	6
Missouri.....	1,370,551	3.3	7	1,266,764	3.6	7	Missouri.....	48,877,820	2.9	7	38,089,233	3.0	7
New Jersey.....	1,337,983	3.2	8	935,448	2.7	12	Wisconsin.....	46,218,760	2.8	8	37,081,500	2.5	8
Georgia.....	1,234,132	2.9	9	1,032,438	2.9	10	Michigan.....	45,756,864	2.7	9	27,144,250	2.2	13
Michigan.....	1,181,431	2.8	10	1,069,326	3.0	9	Iowa.....	43,534,798	2.6	10	30,464,860	2.4	9
Indiana.....	1,177,341	2.8	11	969,261	2.8	11	California.....	40,510,180	2.4	11	28,065,261	2.2	11
Wisconsin.....	1,162,032	2.8	12	1,090,067	3.1	8	Texas.....	40,491,839	2.4	12	22,949,977	1.8	16
North Carolina.....	1,080,723	2.6	13	825,088	2.4	18	Wisconsin.....	39,704,623	2.4	13	27,277,837	2.2	12
Alabama.....	1,009,465	2.4	14	831,671	2.4	16	Minnesota.....	39,693,528	2.4	14	26,053,159	2.1	14
Kentucky.....	967,602	2.3	15	887,602	2.5	14	Connecticut.....	33,258,584	2.0	15	28,196,128	2.3	10
Virginia.....	949,136	2.3	16	798,611	2.3	19	Virginia.....	29,480,547	1.8	16	19,699,014	1.6	17
Iowa.....	937,334	2.2	17	825,303	2.4	17	Maryland.....	29,162,381	1.7	17	23,765,172	1.9	15
Minnesota.....	931,888	2.2	18	901,199	2.6	13	Georgia.....	28,139,165	1.7	18	17,929,183	1.4	19
California.....	893,366	2.1	19	674,007	1.9	21	North Carolina.....	25,523,323	1.5	19	14,053,505	1.1	21
Louisiana.....	863,067	2.1	20	863,214	2.5	15	Kentucky.....	24,606,112	1.5	20	18,044,389	1.4	18
Tennessee.....	840,133	2.0	21	700,614	2.0	20	Kansas.....	23,808,525	1.4	21	14,053,454	1.1	22
South Carolina.....	794,126	1.9	22	687,754	1.9	22	Tennessee.....	22,532,562	1.3	22	14,469,012	1.2	20
Mississippi.....	762,977	1.8	23	662,424	1.9	23	Alabama.....	19,259,812	1.1	23	13,314,993	1.1	23
Connecticut.....	724,692	1.7	24	555,415	1.6	24	Nebraska.....	18,702,423	1.1	24	12,114,817	1.0	24
Kansas.....	610,347	1.5	25	474,636	1.4	26	South Carolina.....	16,668,816	1.0	25	10,209,043	0.8	26
Maryland.....	602,587	1.4	26	502,717	1.4	25	West Virginia.....	15,472,996	0.9	26	9,733,585	0.8	29
Arkansas.....	583,209	1.4	27	431,896	1.2	27	District of Columbia.....	13,937,158	0.8	27	10,025,122	0.8	27
Nebraska.....	440,791	1.1	28	363,585	1.0	28	Louisiana.....	13,043,865	0.8	28	10,456,146	0.8	25
West Virginia.....	427,865	1.0	29	308,626	0.9	29	Mississippi.....	12,854,262	0.8	29	9,482,229	0.8	31
Oklahoma.....	424,492	1.0	30	263,550	0.8	31	Washington.....	12,768,638	0.8	30	8,082,986	0.6	32
Rhode Island.....	344,060	0.8	31	299,292	0.9	30	Rhode Island.....	12,270,684	0.7	31	9,533,543	0.8	30
Florida.....	324,856	0.8	32	224,407	0.6	33	Arkansas.....	11,399,038	0.7	32	6,735,375	0.5	35
Washington.....	283,709	0.7	33	205,208	0.6	36	Florida.....	11,166,357	0.7	33	5,795,859	0.5	37
Utah.....	280,848	0.7	34	174,289	0.6	37	Maine.....	10,478,836	0.6	34	9,955,363	0.8	28
Colorado.....	257,977	0.6	35	223,281	0.6	34	Oklahoma.....	10,246,686	0.6	35	4,933,843	0.4	38
Maine.....	255,293	0.6	36	233,003	0.7	32	Colorado.....	10,010,432	0.6	36	7,723,200	0.6	34
North Dakota.....	225,877	0.5	37	169,864	0.5	39	New Hampshire.....	8,646,642	0.5	37	7,864,991	0.6	33
New Hampshire.....	210,736	0.6	38	211,450	0.6	35	North Dakota.....	8,521,321	0.5	38	4,576,157	0.4	40
New Mexico.....	209,809	0.5	39	158,460	0.5	41	South Dakota.....	8,024,832	0.5	39	4,538,013	0.4	41
South Dakota.....	199,017	0.5	40	172,728	0.5	38	Oregon.....	7,735,283	0.5	40	4,620,793	0.4	39
Oregon.....	179,468	0.4	41	128,461	0.4	43	Vermont.....	7,062,635	0.4	41	5,939,492	0.5	36
District of Columbia.....	164,413	0.4	42	144,484	0.4	42	Utah.....	6,204,698	0.4	42	3,612,422	0.3	42
Vermont.....	145,682	0.3	43	161,742	0.5	40	Delaware.....	4,847,275	0.3	43	3,250,105	0.3	43
Montana.....	137,566	0.3	44	111,753	0.3	44	Montana.....	4,350,231	0.3	44	2,809,779	0.2	44
Idaho.....	135,386	0.3	45	77,765	0.2	45	Idaho.....	3,434,634	0.2	45	1,726,734	0.1	45
Arizona.....	117,014	0.3	46	50,318	0.1	47	New Mexico.....	1,951,063	0.1	46	956,605	0.1	46
Delaware.....	86,524	0.2	47	75,526	0.2	46	Arizona.....	1,770,803	0.1	47	798,975	0.1	47
Wyoming.....	39,505	0.1	48	25,756	0.1	48	Wyoming.....	1,610,453	0.1	48	778,142	0.1	48
Nevada.....	16,145	(*)	49	16,703	(*)	49	Nevada.....	514,733	(*)	49	402,350	(*)	49

* Corrected figures.

* Less than one-tenth of 1 per cent.

SUMMARY OF STATISTICS FOR STATES.

TABLE 36.—DISTRIBUTION OF POPULATION, ORGANIZATIONS, MEMBERS, VALUE OF CHURCH PROPERTY, DEBT ON CHURCH PROPERTY, AND VALUE OF PARSONAGES, BY STATES: 1916 AND 1906—Continued.

STATE.	DEBT ON CHURCH PROP- ERTY: 1916.			DEBT ON CHURCH PROP- ERTY: 1906.			STATE.	PARSONAGES: 1916.			PARSONAGES: 1906.		
	Amount reported.	Per cent distribution.	Rank.	Amount reported.	Per cent distribution.	Rank.		Value reported.	Per cent distribution.	Rank.	Value reported.	Per cent distribution.	Rank.
United States.....	\$164,864,899	100.0	\$108,050,946	100.0	United States.....	\$218,846,096	100.0	\$143,495,853	100.0
New York.....	36,201,461	22.0	1	28,382,866	26.3	1	New York.....	28,782,609	13.2	1	22,283,225	15.5	1
Pennsylvania.....	21,447,131	13.0	2	15,562,196	14.4	2	Pennsylvania.....	25,570,995	11.7	2	17,937,170	12.5	2
Illinois.....	12,953,904	7.9	3	6,317,919	5.8	5	Illinois.....	15,117,239	6.9	3	8,640,258	6.0	3
Ohio.....	9,178,832	5.6	4	5,202,205	4.8	6	Ohio.....	12,092,247	5.5	4	7,916,108	5.5	4
New Jersey.....	8,546,937	5.2	5	6,786,368	6.3	4	New Jersey.....	10,092,037	4.6	5	6,376,490	4.4	6
Massachusetts.....	7,188,653	4.4	6	8,203,412	7.6	3	Massachusetts.....	9,950,857	4.5	6	7,772,560	5.4	5
California.....	4,994,336	3.0	7	2,541,148	2.4	10	Iowa.....	9,170,800	4.2	7	5,481,894	3.8	7
Missouri.....	4,408,507	2.7	8	3,257,740	3.0	7	Wisconsin.....	7,748,562	3.5	8	4,837,471	3.4	8
Michigan.....	4,325,849	2.6	9	1,729,978	1.6	13	Michigan.....	7,364,418	3.4	9	3,946,747	2.8	11
Wisconsin.....	4,295,194	2.6	10	2,885,247	2.7	8	Minnesota.....	6,620,743	3.0	10	4,044,430	2.8	9
Indiana.....	4,254,263	2.6	11	1,723,109	1.6	14	Indiana.....	5,801,374	2.7	11	3,623,538	2.5	12
Minnesota.....	3,938,599	2.4	12	2,066,006	1.9	12	Connecticut.....	5,646,919	2.6	12	3,995,153	2.8	10
Connecticut.....	3,930,726	2.0	13	2,776,588	2.6	9	Texas.....	5,139,796	2.3	13	2,864,606	2.0	15
Texas.....	3,128,697	1.9	14	944,057	0.9	19	Missouri.....	4,918,091	2.2	14	3,448,045	2.4	13
Iowa.....	2,947,071	1.8	15	1,517,992	1.4	16	California.....	4,886,794	2.2	15	2,882,625	2.0	14
Maryland.....	2,628,920	1.6	16	2,095,293	1.9	11	Kansas.....	4,134,299	1.9	16	2,469,194	1.7	18
Washington.....	2,245,838	1.4	17	833,258	0.8	22	Virginia.....	4,044,167	1.8	17	2,471,251	1.7	17
District of Columbia.....	2,090,359	1.3	18	1,570,609	1.5	15	Nebraska.....	4,004,012	1.8	18	2,304,069	1.6	19
Virginia.....	2,081,152	1.3	19	996,367	0.9	18	Maryland.....	3,872,368	1.8	19	2,758,674	1.9	16
Kansas.....	1,615,934	1.0	20	567,264	0.5	27	North Carolina.....	3,077,203	1.4	20	1,681,622	1.2	21
Kentucky.....	1,477,019	0.9	21	862,993	0.8	20	Kentucky.....	2,668,861	1.2	21	1,637,943	1.1	22
Rhode Island.....	1,432,255	0.9	22	1,064,432	1.0	17	Georgia.....	2,609,924	1.2	22	1,696,113	1.2	20
Tennessee.....	1,384,111	0.8	23	445,709	0.4	34	West Virginia.....	2,353,522	1.1	23	1,622,566	1.1	23
West Virginia.....	1,382,105	0.8	24	512,412	0.5	30	Alabama.....	2,352,028	1.1	24	1,443,022	1.0	24
North Carolina.....	1,306,437	0.8	25	498,043	0.5	31	Tennessee.....	2,347,760	1.1	25	1,346,711	0.9	27
Georgia.....	1,230,968	0.7	26	348,770	0.3	21	South Carolina.....	2,224,415	1.0	26	1,352,263	0.9	26
Alabama.....	1,217,128	0.7	27	527,479	0.5	29	South Dakota.....	2,021,275	0.9	27	1,111,745	0.8	32
Colorado.....	1,166,917	0.7	28	619,367	0.6	25	Maine.....	1,879,779	0.9	28	1,435,201	1.0	25
Louisiana.....	1,051,871	0.6	29	689,072	0.6	23	North Dakota.....	1,815,655	0.8	29	957,814	0.7	34
Nebraska.....	1,007,564	0.6	30	531,042	0.5	28	Louisiana.....	1,732,464	0.8	30	1,314,247	0.9	28
North Dakota.....	986,801	0.6	31	463,890	0.4	33	New Hampshire.....	1,696,910	0.8	31	1,313,525	0.9	29
Oklahoma.....	982,879	0.6	32	435,569	0.4	35	Mississippi.....	1,646,876	0.8	32	1,237,829	0.9	30
Oregon.....	970,667	0.6	33	257,815	0.2	40	Florida.....	1,646,156	0.8	33	891,706	0.6	36
South Carolina.....	957,303	0.6	34	350,527	0.3	38	Washington.....	1,641,338	0.7	34	902,801	0.6	35
Arkansas.....	839,447	0.5	35	361,011	0.3	37	Rhode Island.....	1,568,019	0.7	35	960,980	0.7	33
Florida.....	811,694	0.5	36	430,351	0.4	36	Oklahoma.....	1,489,445	0.7	36	682,806	0.5	39
Maine.....	754,058	0.5	37	614,198	0.6	26	Vermont.....	1,459,835	0.7	37	1,207,900	0.8	31
New Hampshire.....	746,581	0.5	38	625,807	0.6	24	Colorado.....	1,289,528	0.6	38	863,920	0.6	37
South Dakota.....	624,597	0.4	39	232,123	0.2	42	Arkansas.....	1,188,270	0.5	39	778,190	0.5	38
Mississippi.....	608,086	0.4	40	345,804	0.3	39	Oregon.....	1,121,820	0.5	40	623,290	0.4	40
Montana.....	456,171	0.3	41	195,122	0.2	43	Montana.....	860,767	0.4	41	450,110	0.3	43
Vermont.....	347,217	0.2	42	470,095	0.4	32	District of Columbia.....	840,842	0.4	42	612,741	0.4	41
Delaware.....	340,369	0.2	43	248,720	0.2	41	Delaware.....	699,420	0.3	43	470,605	0.3	42
Utah.....	327,916	0.2	44	152,131	0.1	44	Idaho.....	416,125	0.2	44	217,375	0.2	44
Idaho.....	269,017	0.2	45	119,677	0.1	45	Wyoming.....	309,050	0.1	45	144,650	0.1	46
Arizona.....	137,521	0.1	46	71,441	0.1	46	New Mexico.....	305,925	0.1	46	186,770	0.1	45
New Mexico.....	116,390	0.1	47	53,535	(1)	47	Arizona.....	272,105	0.1	47	121,525	0.1	47
Wyoming.....	85,312	0.1	48	45,394	(1)	48	Utah.....	252,392	0.1	48	107,690	0.1	48
Nevada.....	44,085	(1)	49	19,305	(1)	49	Nevada.....	102,060	(1)	49	68,700	(1)	49

¹ Less than one-tenth of 1 per cent.

It will be observed from the table that quite frequently the several percentages for a particular state are approximately uniform, and that with few exceptions no one state shows a marked variation. Thus, in 1916, Ohio has 5 per cent of the total population, 4.2 per cent of the organizations, 5.5 per cent of the membership, 6.1 per cent of the value of church property, 5.6 per cent of the total debt on church property, and 5.5 per cent of the value of parsonages. Illinois reports 6 per cent of the population, 4.1 per cent of the organizations, 6 per cent of the membership, 6.2 per cent of the value of church property, 7.9 per cent of the total debt on church property, and 6.9 per cent of the value of parsonages. Among the states of small population, Wyoming reports two-tenths of 1 per cent of the population, two-tenths of 1 per cent of the organizations, and one-tenth of 1 per cent, respectively, of

members, of value of church property, of debt on church property, and of value of parsonages. A wider variation is shown by the percentages for New York—10.1 per cent of the population, 4.4 per cent of the organizations, 10.3 per cent of the members, 17.5 per cent of the value of church property, 22 per cent of the total debt on church property, and 13.2 per cent of the value of parsonages. Pennsylvania, with 8.4 per cent of the population, reports 12.4 per cent of the value of church property, 13 per cent of the debt on church property, and 11.7 per cent of the value of parsonages.

In regard to rank it is noticeable, for example, that New York, Pennsylvania, Illinois, and Ohio, which led in population in 1916 in the order named, maintained their respective rank in each statistical detail, except that of number of organizations, in which they are all

superseded by Texas, which ranked fifth in population; Pennsylvania retained second place under organizations, but New York and Ohio were superseded by Georgia, which ranked eleventh in population. North Carolina, whose rank in population was 14, ranked fifth in number of organizations. Texas, which, as stated above, ranked first in number of organizations, was sixth in number of members. The only cases of stationary rank are Pennsylvania, which ranked second in every item, and Nevada, which ranked forty-ninth.

The 10 leading states in respect to population in 1916 together include almost one-half—49.6 per cent—of the entire population of the country, but only 35.5 per cent of the total number of organizations reported. On the other hand, they contain 52 per cent of the total members, 61.9 per cent of the value of church property, 68.2 per cent of the debt on church property, and 56.6 per cent of the value of parsonages.

The table shows that in a number of cases there was considerable change from 1906 to 1916 in the rank held by a given state under a particular heading. Except as to value of church property and parsonages, California ranked higher in each particular in 1916 than in 1906, though the changes in rank did not correspond with the increase in rank from seventeenth to tenth

place in number of inhabitants. North Carolina, with an increase only from sixteenth to fourteenth place in population, rose from ninth to fifth place in number of organizations, and from eighteenth to thirteenth place in number of members. New Jersey, which changed from eleventh to ninth place in population, rose from twelfth to eighth place in number of church members. In rank as to value of church property, Texas, Michigan, and Florida show a considerable increase, while Connecticut, Maine, New Hampshire, and Vermont show a considerable decrease. A number of states also show a considerable change from 1906 to 1916 in rank with respect to amount of debt on church property, namely, Tennessee from thirty-fourth to twenty-third, New Hampshire from twenty-fourth to thirty-eighth, Maine from twenty-sixth to thirty-seventh, and Vermont from thirty-second to forty-second place.

Average per organization.—The following table shows the states arranged according to average number of members in 1916, based upon organizations reporting, with comparative figures for 1906. It also shows, for the two censuses, the average value of church property, amount of debt, and value of parsonages per organization reporting in each case.

TABLE 37.—AVERAGE PER ORGANIZATION OF MEMBERS, VALUE OF CHURCH PROPERTY, DEBT, AND VALUE OF PARSONAGES, BY STATES: 1916 AND 1906.

STATE.	AVERAGE PER ORGANIZATION REPORTING.								STATE.	AVERAGE PER ORGANIZATION REPORTING.							
	Average members.		Average value of church property.		Average debt on church property.		Average value of parsonages.			Average members.		Average value of church property.		Average debt on church property.		Average value of parsonages.	
	1916	1906	1916	1906	1916	1906	1916	1906		1916	1906	1916	1906	1916	1906	1916	1906
United States.....	185	167	\$3,476	\$6,756	\$3,835	\$3,214	\$3,353	\$2,647	Missouri.....	162	138	\$6,697	\$4,778	\$3,558	\$3,132	\$2,656	\$1,977
Rhode Island.....	630	590	26,503	20,502	9,485	7,144	6,929	5,309	Maine.....	159	152	7,232	7,081	2,342	2,659	2,579	2,462
Massachusetts.....	626	578	31,597	30,500	7,882	8,608	6,441	5,645	South Carolina.....	140	124	3,105	1,966	985	437	2,332	1,641
Connecticut.....	504	407	25,063	22,845	7,800	7,029	6,212	4,884	Nebraska.....	134	110	6,532	4,333	1,832	1,224	2,415	1,609
District of Columbia.....	472	502	44,670	41,256	11,549	10,983	8,945	8,280	Virginia.....	133	121	4,571	3,209	2,026	1,226	2,876	2,166
Utah.....	457	325	11,120	7,342	2,411	1,769	4,138	2,393	Kentucky.....	132	136	4,029	3,138	2,104	1,385	2,353	1,913
New York.....	439	433	33,617	30,581	12,815	12,400	5,411	4,804	Kansas.....	130	95	5,701	3,450	1,910	960	2,121	1,481
New Jersey.....	421	340	23,074	19,686	6,810	6,313	6,172	4,947	Idaho.....	129	116	4,635	3,399	1,170	942	1,665	1,587
Pennsylvania.....	309	250	16,707	14,564	5,750	4,936	4,797	4,069	Nevada.....	125	194	5,656	5,748	1,696	1,207	2,320	2,021
Illinois.....	271	241	12,373	8,135	5,931	4,237	3,837	2,655	Texas.....	125	104	3,722	2,413	1,584	716	1,967	1,371
Arizona.....	262	213	6,213	4,592	1,910	1,931	2,109	1,870	Washington.....	120	117	6,792	5,712	2,865	2,187	2,047	1,672
Ohio.....	240	188	11,448	8,102	4,983	3,764	3,560	2,673	Georgia.....	115	103	2,826	1,901	752	549	2,136	1,557
California.....	239	237	12,864	11,427	4,236	4,322	3,427	2,891	Oregon.....	112	98	5,900	4,392	2,284	1,276	2,029	1,467
New Hampshire.....	238	254	11,015	10,006	5,656	4,376	3,085	2,731	Wyoming.....	112	114	6,442	4,894	1,153	1,565	2,916	2,192
Wisconsin.....	237	223	8,928	6,225	3,444	2,753	3,390	2,335	North Carolina.....	111	96	2,822	1,742	945	559	2,328	1,636
Louisiana.....	215	226	3,711	2,946	1,193	939	2,201	1,810	Alabama.....	107	94	2,257	1,660	960	483	2,015	1,545
Michigan.....	214	191	9,353	5,773	3,638	1,663	3,017	1,831	Montana.....	104	206	5,802	7,186	1,671	2,243	2,822	2,332
Maryland.....	205	182	10,539	9,112	3,226	3,180	3,412	2,901	Tennessee.....	99	88	3,040	1,998	1,615	649	2,182	1,448
New Mexico.....	195	254	2,805	2,053	1,068	991	1,768	1,506	Mississippi.....	97	90	1,816	1,377	558	325	1,686	1,423
Minnesota.....	186	191	8,924	6,347	3,422	2,042	3,135	2,367	West Virginia.....	92	77	4,043	2,919	2,323	1,352	2,979	2,462
Delaware.....	178	162	10,677	7,206	2,284	1,777	3,532	2,801	South Dakota.....	91	96	4,567	3,167	1,842	1,005	2,415	1,740
Colorado.....	177	177	8,750	8,079	3,023	2,017	2,528	2,062	North Dakota.....	90	87	4,377	3,485	1,584	1,189	2,358	1,916
Indiana.....	173	142	7,404	4,843	3,649	1,793	2,564	2,125	Arkansas.....	84	70	2,088	1,309	879	519	1,396	1,013
Vermont.....	170	179	8,645	7,012	2,846	3,535	2,807	2,364	Oklahoma.....	79	59	2,864	1,830	1,227	628	1,429	1,013
Iowa.....	164	132	8,192	5,307	2,898	1,767	2,931	2,041	Florida.....	74	67	2,943	1,918	1,097	1,013	2,204	1,545

The table shows that, with a single exception, five states and the District of Columbia reported the highest averages under each item. The states are Rhode Island, Massachusetts, Connecticut, New York, and New Jersey, the single exception occurring under membership where New Jersey is superseded by Utah.

These states, with the single exception noted, are those in which a large proportion of the church membership belongs to the Roman Catholic Church, which in 1916 reported a larger average membership per organization than any other denomination. They also have a large proportion of urban population, and, as is evi-

dent, the relative proportions of urban and rural population in the different states have an important influence upon the figures. This is illustrated by the District of Columbia, which is entirely urban, and has the highest average value of church property reported, the highest average value of parsonages, and next to the highest average debt. The average per organization usually will be much smaller in states where the population is distributed to a large extent through small rural communities than where it is concentrated in cities or large towns.

Considering Table 37 in connection with Table 36, the differences in rank when based upon numbers as compared with averages per organizations reporting are very marked. For instance, New York, except in number of organizations, was first in rank according to Table 36, but, as shown by Table 37, it was sixth in average members and has first rank only in average debt. Pennsylvania, which ranked second in every item in Table 36, is not within the first five states mentioned above when the rank is based upon the average per organization reporting. Rhode Island, whose rank was low throughout Table 36, stands first in members per organization, fourth in average value of church property, third in average debt, and second in average value of parsonages.

A comparison of the averages of 1916 and 1906, as presented in Table 37, shows that 10 states and the District of Columbia decreased in members per organization, the most noticeable decreases being in Montana and Nevada. These 2 states, also, are the only ones showing decreases in average value of church property, and Montana, with 6 other states, shows a decrease in average amount of debt. Every state increased in average value of parsonages since 1906.

The following statement, drawn from Table 37, shows the number of states represented in the different classes of averages in 1916 and 1906.

The statement shows that 8 states reported an average membership per organization of over 300 in 1916,

only 7 states having made such report in 1906. Six states reported an average value of church property amounting to over \$20,000 in 1916, as against 5 in 1906. The most noticeable changes in this respect are shown in value of parsonages.

AVERAGE PER ORGANIZATION.	NUMBER OF STATES REPORTING IN—	
	1916	1906
Membership:		
300 and over.....	8	7
200 but less than 300.....	9	9
100 but less than 200.....	24	21
Less than 100.....	8	12
Value of church property:		
\$20,000 and over.....	6	5
\$10,000 but less than \$20,000.....	8	4
\$5,000 but less than \$10,000.....	17	15
Less than \$5,000.....	18	25
Debt on church property:		
\$10,000 and over.....	2	2
\$5,000 but less than \$10,000.....	7	4
\$1,000 but less than \$5,000.....	34	30
Less than \$1,000.....	6	13
Value of parsonages:		
\$5,000 and over.....	6	3
\$2,000 but less than \$5,000.....	37	23
Less than \$2,000.....	6	23

Of the 7 states, Connecticut, Massachusetts, New Jersey, New York, Pennsylvania, Rhode Island, and Utah, and the District of Columbia, which reported an average membership of over 300, all but Pennsylvania and Utah reported an average value of church property of over \$20,000 and an average value of parsonages of over \$5,000; 2 of them, New York and the District of Columbia, reported an average debt of over \$10,000.

DISTRIBUTION OF MEMBERS BY PRINCIPAL DENOMINATIONS.

Table 38 gives the number and per cent distribution, by principal denominations, of the total church membership reported in each state in 1916, 1906, and 1890, respectively. The table includes those denominations which represented about 1 per cent of the total membership of the state in 1916 and combined covered 90 per cent or more of the total membership reported.

TABLE 38.—DISTRIBUTION OF CHURCH MEMBERS IN EACH STATE, BY PRINCIPAL DENOMINATIONS: 1916, 1906, AND 1890.

STATE AND DENOMINATION.	MEMBERS.						STATE AND DENOMINATION.	MEMBERS.					
	1916		1906		1890			1916		1906		1890	
	Number.	Per cent of total.	Number.	Per cent of total.	Number.	Per cent of total.		Number.	Per cent of total.	Number.	Per cent of total.	Number.	Per cent of total.
NEW ENGLAND DIVISION.						MIDDLE ATLANTIC DIVISION.							
MAINE.						NEW YORK.							
All denominations.....	255,293	100.0	1 233,003	100.0	1 170,001	100.0	All denominations.....	4,315,404	100.0	1 3,995,345	100.0	1 2,375,316	100.0
Roman Catholic Church.....	148,530	58.2	1 133,434	57.3	1 67,703	39.8	Roman Catholic Church.....	2,745,552	63.6	1 2,689,139	67.3	1 1,356,624	57.1
Baptists—Northern Convention	32,537	12.7	20,813	8.9	18,492	10.9	Methodist Episcopal Church...	328,250	7.0	291,919	7.3	242,492	10.2
Methodist Episcopal Church.....	22,551	8.8	20,087	8.6	22,966	13.5	Protestant Episcopal Church...	227,685	5.3	193,890	4.9	127,218	5.4
Congregational Churches.....	21,641	8.5	21,093	9.1	21,523	12.7	Presbyterian Church in the						
Protestant Episcopal Church...	5,628	2.2	5,520	2.4	3,291	1.9	United States of America....	222,888	5.2	186,278	4.7	154,083	6.5
Universalists.....	5,034	2.0	4,686	2.0	3,750	2.2	Baptists—Northern Convention	182,443	4.2	163,947	4.1	129,711	5.5
Free Baptists.....	2,955	1.2	11,698	5.0	16,294	9.6	Jewish congregations.....	2 35,342	0.8	2 35,342	0.9	45,807	1.9
Advent Christian Church.....	2,575	1.0	1,610	0.7	2,317	1.4	Lutheran—General Council...	73,581	1.7	65,450	1.6	39,430	1.7
Unitarians.....	2,488	1.0	2,762	1.2	2,421	1.4	Reformed Church in America...	66,773	1.5	63,350	1.6	52,228	2.2
All other denominations.....	11,354	4.4	11,300	4.8	11,214	6.6	Congregational Churches.....	65,021	1.5	57,351	1.4	45,686	1.9
							All other denominations.....	289,287	6.7	248,679	6.2	182,037	7.7
NEW HAMPSHIRE.						NEW JERSEY.							
All denominations.....	210,736	100.0	1 211,450	100.0	1 109,986	100.0	All denominations.....	1,337,983	100.0	1 935,448	100.0	1 547,752	100.0
Roman Catholic Church.....	136,020	64.5	1 141,015	66.7	1 46,965	42.7	Roman Catholic Church.....	790,764	59.1	1 519,332	55.5	1 262,675	48.0
Congregational Churches.....	20,084	9.5	19,070	9.0	19,712	17.9	Methodist Episcopal Church...	131,211	9.8	106,505	11.4	82,955	15.1
Baptists—Northern Convention	15,027	7.1	9,721	4.6	8,768	8.0	Presbyterian Church in the						
Methodist Episcopal Church...	13,574	6.4	12,529	5.9	12,354	11.2	United States of America....	102,290	7.6	78,490	8.4	58,759	10.7
Protestant Episcopal Church...	6,715	3.2	4,892	2.3	2,911	2.6	Protestant Episcopal Church...	67,996	5.1	53,921	5.8	30,103	5.5
Greek Orthodox Church (Hel-							Baptists—Northern Convention	62,769	4.7	54,354	5.8	38,757	7.1
lenic).....	4,250	2.0	5,210	2.5			Reformed Church in America...	37,959	2.8	32,290	3.5	24,057	4.4
Unitarians.....	3,890	1.8	3,629	1.7	3,252	3.0	Lutheran—General Council...	19,680	1.5	15,323	1.6	7,940	1.4
Free Baptists.....	2,308	1.1	6,210	2.9	8,004	7.3	Baptists—National Convention	18,149	1.4	9,884	1.1		
All other denominations.....	8,868	4.2	9,174	4.3	8,020	7.3	Jewish congregations.....	15,720	1.2	14,603	0.5	4,276	0.8
							Russian Orthodox Church.....	11,308	0.8	606	0.1		
							Congregational Churches.....	10,839	0.8	8,460	0.9	4,912	0.9
							All other denominations.....	69,298	5.2	51,680	5.5	33,318	6.1
VERMONT.						PENNSYLVANIA.							
All denominations.....	145,682	100.0	1 161,742	100.0	1 113,870	100.0	All denominations.....	4,114,527	100.0	1 3,191,387	100.0	1 1,825,283	100.0
Roman Catholic Church.....	78,178	53.7	1 96,791	59.8	1 50,365	44.2	Roman Catholic Church.....	1,830,532	44.5	1 1,429,099	44.8	1 657,620	36.0
Congregational Churches.....	22,912	15.7	22,109	13.7	20,465	18.0	Methodist Episcopal Church...	427,509	10.4	318,911	10.0	222,886	12.2
Methodist Episcopal Church...	16,808	11.5	17,471	10.8	17,268	15.2	Presbyterian Church in the						
Baptists—Northern Convention	9,797	6.7	8,450	5.2	8,933	7.8	United States of America....	332,088	8.1	248,335	7.8	161,386	8.8
Protestant Episcopal Church...	6,000	4.1	5,278	3.3	4,335	3.8	Reformed Church in the United						
Universalists.....	2,270	1.6	3,030	1.9	2,409	2.1	States.....	209,256	5.1	177,270	5.6	122,944	6.7
Unitarians.....	1,833	1.3	710	0.4	968	0.9	Lutheran—General Council...	206,280	5.0	182,160	5.7	124,163	6.8
Advent Christian Church.....	1,040	0.7	1,082	0.7	1,079	0.9	Lutheran—General Synod....	165,394	4.0	125,263	3.9	78,938	4.3
All other denominations.....	6,844	4.7	6,821	4.2	8,048	7.1	Baptists—Northern Convention	153,864	3.7	118,661	3.7	83,122	4.6
							Protestant Episcopal Church...	118,687	2.9	99,021	3.1	54,720	3.0
							United Brethren in Christ...	73,989	1.8	53,397	1.7	33,951	1.9
							United Presbyterian Church...	73,405	1.8	56,587	1.8	39,204	2.1
							United Evangelical Church...	62,792	1.5	45,480	1.4		
							Baptists—National Convention.	40,398	1.0	20,369	0.6		
							Disciples of Christ.....	37,717	0.9	26,458	0.8	12,007	0.7
							All other denominations.....	382,616	9.3	290,376	9.1	234,342	12.8
RHODE ISLAND.						EAST NORTH CENTRAL DIVISION.							
All denominations.....	344,060	100.0	1 299,292	100.0	1 165,082	100.0	OHIO.						
Roman Catholic Church.....	261,312	75.9	1 230,531	77.0	1 113,829	69.0	All denominations.....	2,291,793	100.0	1 1,841,282	100.0	1 1,274,723	100.0
Protestant Episcopal Church...	20,176	5.9	15,443	5.2	9,458	5.7	Roman Catholic Church.....	843,856	36.8	1 656,059	35.6	1 395,428	31.0
Baptists—Northern Convention	18,771	5.5	14,304	4.8	12,055	7.3	Methodist Episcopal Church...	399,045	17.4	317,584	17.2	240,650	18.9
Congregational Churches.....	10,531	3.1	9,858	3.3	7,192	4.4	Presbyterian Church in the						
Methodist Episcopal Church...	7,801	2.3	6,538	2.2	6,064	3.7	United States of America....	138,800	6.1	114,772	6.2	82,444	6.5
Armenian Church.....	4,000	1.2	2,103	0.7	70	(3)	Disciples of Christ.....	109,732	4.8	83,833	4.6	54,425	4.3
All other denominations.....	21,469	6.2	20,517	6.9	16,414	9.9	Baptists—Northern Convention	77,775	3.4	64,635	3.5	57,685	4.5
							United Brethren in Christ...	75,852	3.3	65,191	3.5	47,678	3.7
							Lutheran—Joint Synod of Ohio.	59,309	2.6	45,937	2.5	31,261	2.5
							Reformed Church in the United						
							States.....	56,101	2.4	50,732	2.8	35,846	2.8
							Protestant Episcopal Church...	47,175	2.1	32,399	1.8	17,454	1.4
							Congregational Churches.....	45,606	2.0	43,555	2.4	32,281	2.5
							German Evangelical Synod....	40,458	1.8	35,138	1.9	31,617	2.5
							Lutheran—General Synod....	39,503	1.7	30,317	1.6	18,437	1.4
							Lutheran—Synodical Confer-						
							ence.....	30,233	1.3	25,210	1.4	15,440	1.2
							Baptists—National Convention.	27,978	1.2	17,400	0.9		
							Christian Church (Christian						
							Convention).....	26,123	1.1	24,706	1.3	25,952	2.0
							Methodist Protestant Church...	25,629	1.1	23,494	1.3	18,931	1.5
							Lutheran—General Council...	23,456	1.0	18,237	1.0	10,804	0.8
							United Presbyterian Church...	21,613	0.9	18,336	1.0	14,710	1.2
							Jewish congregations.....	20,151	0.9	2 5,678	0.3	8,889	0.7
							All other denominations.....	183,398	8.0	168,069	9.1	134,791	10.6

¹ Corrected figures; see explanation on p. 29 for change in number of members of the Roman Catholic Church.

² Less than one-tenth of 1 per cent.

³ In 1906, heads of families only.

⁴ For changes in denominations, see pp. 530 and 531.

SUMMARY OF STATISTICS FOR STATES.

TABLE 38.—DISTRIBUTION OF CHURCH MEMBERS IN EACH STATE, BY PRINCIPAL DENOMINATIONS: 1916, 1906 AND 1890—Continued.

STATE AND DENOMINATION.	MEMBERS.						STATE AND DENOMINATION.	MEMBERS.									
	1916		1906		1890			1916		1906		1890					
	Number.	Per cent of total.	Number.	Per cent of total.	Number.	Per cent of total.		Number.	Per cent of total.	Number.	Per cent of total.	Number.	Per cent of total.				
EAST NORTH CENTRAL DIVISION—Contd.						EAST NORTH CENTRAL DIVISION—Contd.											
INDIANA.						WISCONSIN—continued.											
All denominations.....	1,177,341	100.0	1,969,261	100.0	1,714,878	100.0	Baptists—Northern Convention	20,425	1.8	19,414	1.8	14,152	2.4				
Roman Catholic Church.....	272,288	23.1	1,205,705	21.2	1,140,118	19.6	Lutheran—Joint Synod of Ohio	19,181	1.7	15,471	1.4	7,356	1.2				
Methodist Episcopal Church.....	261,228	22.2	210,593	21.7	162,989	22.8	Protestant Episcopal Church...	18,451	1.6	16,527	1.5	10,457	1.7				
Disciples of Christ ²	137,727	11.7	108,188	11.2	78,942	11.0	Lutheran—Synod of Iowa.....	17,657	1.5	15,220	1.4	7,073	1.2				
Baptists—Northern Convention	75,374	6.4	60,203	6.2	54,080	7.6	Evangelical Association.....	14,076	1.2	13,280	1.2	12,553	2.1				
United Brethren in Christ.....	59,955	5.1	48,059	5.0	35,824	5.0	Lutheran—General Council....	13,439	1.2	8,695	0.8	2,999	0.5				
Presbyterian Church in the United States of America.....	59,209	5.0	49,041	5.1	35,464	5.0	Reformed Church in the United States.....	10,427	0.9	8,886	0.8	5,966	1.0				
Lutheran—Synodical Conference ²	38,309	3.3	34,105	3.5	24,660	3.5	All other denominations.....	60,047	5.2	52,513	4.8	39,309	6.5				
Friends (Orthodox).....	26,658	2.3	29,255	3.0	25,915	3.6	WEST NORTH CENTRAL DIVISION.										
German Evangelical Synod.....	25,403	2.2	21,624	2.2	15,274	2.1	MINNESOTA.										
Christian Church (Christian Convention) ²	20,253	1.7	21,397	2.2	19,832	2.8	All denominations.....										
Churches of Christ ²	16,512	1.4	10,259	1.1	931,388	100.0	1,901,199	100.0	1,580,549	100.0					
Church of the Brethren (Conservative).....	12,558	1.1	9,949	1.0	10,224	1.4	Roman Catholic Church.....	415,664	44.6	1,445,045	49.4	1,319,728	55.1				
Evangelical Association.....	10,870	0.9	8,787	0.9	6,738	0.9	Lutheran—Synodical Conference ²	75,726	8.1	61,630	6.8	30,398	5.2				
Reformed Church in the United States.....	10,642	0.9	8,289	0.9	6,269	0.9	Methodist Episcopal Church...	59,576	6.4	46,351	5.1	30,837	5.3				
Lutheran—General Synod.....	10,505	0.9	7,753	0.8	6,090	0.9	Lutheran—General Council....	58,833	6.3	49,300	5.5	25,125	4.3				
Baptists—National Convention	10,412	0.9	13,526	1.4	Lutheran—United Norwegian Church.....	52,855	5.7	59,204	6.6	49,541	8.5				
Methodist Protestant Church....	10,367	0.9	10,408	1.1	7,033	1.0	Lutheran—Norwegian Synod....	39,211	4.2	38,903	4.3	21,832	3.8				
Lutheran—Joint Synod of Ohio	9,570	0.8	8,310	0.9	5,095	0.7	Presbyterian Church in the United States of America.....	32,494	3.5	26,412	2.9	13,732	2.4				
All other denominations.....	109,495	9.3	103,810	10.7	80,325	11.2	Baptists—Northern Convention	28,145	3.0	22,780	2.5	14,698	2.5				
ILLINOIS.						All denominations.....											
All denominations.....	2,522,373	100.0	2,241,682	100.0	1,286,469	100.0	Congregational Churches.....	22,987	2.5	22,264	2.5	13,624	2.3				
Roman Catholic Church.....	1,171,381	46.4	1,096,569	48.9	1,559,205	43.5	Protestant Episcopal Church...	22,635	2.4	18,763	2.1	11,142	1.9				
Methodist Episcopal Church.....	287,931	11.4	235,092	10.5	165,191	12.8	Lutheran—Joint Synod of Ohio	14,073	1.5	9,656	1.1	3,180	0.5				
Lutheran—Synodical Conference ²	121,342	4.8	115,304	5.1	69,033	5.4	Lutheran—Norwegian Free Church.....	13,903	1.5	13,540	1.5				
Disciples of Christ ²	116,639	4.6	101,516	4.5	60,867	4.7	German Evangelical Synod.....	11,353	1.2	9,183	1.0	5,567	1.0				
Presbyterian Church in the United States of America.....	114,857	4.6	86,251	3.8	54,744	4.3	Lutheran—Hauge's Synod.....	10,048	1.1	12,857	1.4	6,534	1.1				
Baptists—Northern Convention	84,406	3.3	118,884	5.3	95,237	7.4	All other denominations.....	73,885	7.9	64,769	7.2	34,611	6.0				
German Evangelical Synod.....	71,274	2.8	59,973	2.7	37,138	2.9	IOWA.										
Baptists—Southern Convention	62,822	2.5	All denominations.....										
Congregational Churches.....	57,926	2.3	54,875	2.4	35,830	2.8	Roman Catholic Church.....	262,513	28.0	1,244,243	29.0	1,193,555	33.0				
Lutheran—General Council....	42,726	1.7	36,366	1.6	19,446	1.5	Methodist Episcopal Church...	199,036	21.2	156,576	19.0	111,426	19.0				
Protestant Episcopal Church...	40,725	1.6	30,364	1.6	19,099	1.5	Disciples of Christ ²	73,237	7.8	55,948	6.8	30,988	5.3				
Jewish congregations.....	33,377	1.3	35,286	0.2	10,171	0.8	Presbyterian Church in the United States of America.....	59,311	6.3	48,326	5.9	29,994	5.1				
Lutheran—General Synod.....	23,678	0.9	14,768	0.7	7,438	0.6	Baptists—Northern Convention	44,939	4.8	39,393	4.8	30,901	5.3				
Baptists—National Convention	23,224	0.9	16,981	0.7	Congregational Churches.....	39,524	4.2	37,061	4.5	23,733	4.1				
United Brethren in Christ.....	23,003	0.9	18,705	0.8	15,429	1.2	Lutheran—Synodical Conference.....	27,550	2.9	25,528	3.1	13,252	2.3				
All other denominations.....	247,062	9.8	245,648	11.0	137,641	10.7	Lutheran—Synod of Iowa.....	26,781	2.9	23,082	2.8	12,276	2.1				
MICHIGAN.						Lutheran—United Norwegian Church.....											
All denominations.....	1,181,431	100.0	1,069,326	100.0	1,608,726	100.0	19,331	2.1	23,287	2.8	14,891	2.5				
Roman Catholic Church.....	572,117	48.4	1,578,982	54.1	1,261,483	43.0	Lutheran—General Council....	14,289	1.5	13,771	1.7	7,733	1.3				
Methodist Episcopal Church.....	144,094	12.2	114,326	10.7	86,958	14.3	German Evangelical Synod.....	13,353	1.4	11,681	1.4	6,902	1.2				
Lutheran—Synodical Conference ²	67,001	5.7	50,031	4.7	27,472	4.5	United Brethren in Christ....	12,672	1.4	11,082	1.3	10,401	1.8				
Baptists—Northern Convention	49,766	4.2	44,373	4.1	34,145	5.6	Lutheran—Norwegian Synod....	10,263	1.1	11,027	1.3	7,059	1.2				
Presbyterian Church in the United States of America.....	48,989	4.1	36,710	3.4	25,089	4.1	Latter Day Saints—Reorganized Church of Jesus Christ....	9,878	1.1	8,139	1.0	5,303	0.9				
Congregational Churches.....	35,697	3.0	32,553	3.0	24,582	4.0	United Presbyterian Church....	9,588	1.0	8,890	1.1	7,769	1.3				
Protestant Episcopal Church...	33,409	2.8	26,439	2.5	18,034	3.0	Protestant Episcopal Church...	8,126	0.9	8,990	1.1	6,481	1.1				
German Evangelical Synod.....	22,483	1.9	20,436	1.9	10,926	1.8	Friends (Orthodox).....	7,797	0.8	8,762	1.1	8,146	1.4				
Christian Reformed Church....	20,645	1.7	14,719	1.4	7,782	1.3	Reformed Church in America....	7,575	0.8	4,835	0.6	2,605	0.4				
Reformed Church in America....	14,903	1.3	9,702	0.9	6,609	1.1	All other denominations.....	91,571	9.8	84,682	10.3	62,435	10.7				
Lutheran—Joint Synod of Ohio	13,031	1.1	9,791	0.9	5,788	1.0	MISSOURI.										
Disciples of Christ ²	12,740	1.1	9,693	0.9	4,194	0.7	All denominations.....										
Lutheran—General Council....	11,823	1.0	6,121	0.6	1,265	0.2	1,370,551	100.0	1,266,764	100.0	1,764,580	100.0					
Lutheran—Suomi Synod.....	9,753	0.8	7,575	0.7	6,877	1.1	Roman Catholic Church.....	445,352	32.5	1,450,167	35.5	1,191,605	25.1				
Evangelical Association.....	9,599	0.8	96,615	9.0	81,506	13.4	Baptists—Southern Convention	210,889	15.4	176,208	13.9	121,985	16.0				
All other denominations.....	115,481	9.8	Disciples of Christ ²	145,403	10.6	159,050	12.6	97,773	12.8				
WISCONSIN.						Methodist Episcopal Church, South.....											
All denominations.....	1,162,032	100.0	1,090,067	100.0	1,600,325	100.0	133,756	9.8	112,058	8.8	86,466	11.3				
Roman Catholic Church.....	594,836	51.2	1,594,428	54.5	1,293,134	48.8	Methodist Episcopal Church...	94,379	6.9	80,334	6.3	58,285	7.6				
Lutheran—Synodical Conference ²	177,547	15.3	153,753	14.1	83,942	14.0	Presbyterian Church in the United States of America.....	50,193	3.7	25,991	2.1	17,272	2.3				
Methodist Episcopal Church...	63,331	5.5	54,817	5.0	41,360	6.9	Lutheran—Synodical Conference ²	45,313	3.3	41,503	3.3	22,121	2.9				
Lutheran—United Norwegian Church.....	45,931	4.0	49,535	4.5	28,717	4.8	Baptists—National Convention	41,218	3.0	22,136	1.7	18,613	2.4				
Congregational Churches.....	30,534	2.6	26,163	2.4	15,841	2.6	German Evangelical Synod....	37,374	2.7	32,715	2.6	25,676	3.4				
German Evangelical Synod.....	29,136	2.5	19,861	1.8	11,410	1.9	Presbyterian Church in the United States.....	17,435	1.3	14,713	1.2	10,363	1.4				
Lutheran—Norwegian Synod....	23,555	2.0	23,927	2.2	15,037	2.5	Churches of Christ ²	15,160	1.1	7,087	0.6				
Presbyterian Church in the United States of America.....	23,459	2.0	18,077	1.7	11,019	1.8	Protestant Episcopal Church...	14,309	1.0	13,328	1.1	8,828	1.3				
						African Methodist Episcopal... Congregational Churches.....											
						All other denominations.....											

¹ Corrected figures; see explanation on p. 29 for change in number of members of the Roman Catholic Church.
² For changes in denominations, see pp. 530 and 531.

³ In 1906, heads of families only.

TABLE 38.—DISTRIBUTION OF CHURCH MEMBERS IN EACH STATE, BY PRINCIPAL DENOMINATIONS: 1916, 1906, AND 1890—Continued.

STATE AND DENOMINATION.	MEMBERS.						STATE AND DENOMINATION.	MEMBERS.					
	1916		1906		1890			1916		1906		1890	
	Number.	Per cent of total.	Number.	Per cent of total.	Number.	Per cent of total.		Number.	Per cent of total.	Number.	Per cent of total.	Number.	Per cent of total.
WEST NORTH CENTRAL DIVISION—Continued.						SOUTH ATLANTIC DIVISION.							
NORTH DAKOTA.						DELAWARE.							
All denominations.....	225,877	100.0	1 169,864	100.0	1 64,160	100.0	All denominations.....	86,524	100.0	1 75,526	100.0	1 50,757	100.0
Roman Catholic Church.....	95,859	42.4	1 72,072	42.4	1 31,091	48.5	Roman Catholic Church.....	30,183	34.9	1 28,503	37.7	1 13,854	27.3
Lutheran—United Norwegian Church.....	23,940	10.6	22,138	13.0	10,283	16.0	Methodist Episcopal Church.....	28,004	32.4	24,269	32.1	20,412	40.2
Lutheran—Norwegian Synod.....	15,042	6.7	11,980	7.1	2,784	4.3	Presbyterian Church in the United States of America.....	6,197	7.2	6,086	6.7	4,622	9.1
Methodist Episcopal Church.....	13,479	6.0	10,033	5.9	4,804	7.5	Protestant Episcopal Church.....	4,656	5.4	3,796	6.0	2,719	5.4
Presbyterian Church in the United States of America.....	9,295	4.1	6,727	4.0	3,036	4.7	Methodist Protestant Church.....	4,598	5.3	3,463	4.6	1,551	3.1
Lutheran—Synodical Conference.....	8,972	4.0	5,854	3.4	1,136	1.8	Baptists—Northern Convention	3,651	4.2	2,694	3.6	1,823	3.6
Congregational Churches.....	8,913	3.9	5,290	3.1	1,616	2.5	African Methodist Episcopal Church.....	3,290	3.8	2,553	3.4	2,603	5.1
Baptists—Northern Convention	6,268	2.8	4,596	2.7	2,293	3.6	African Union Methodist Protestant Church.....	1,629	1.9	1,264	1.7	368	0.7
Lutheran—Synod of Iowa.....	6,103	2.7	3,717	2.2	931	1.5	Lutheran—General Council.....	940	1.1	665	0.9	296	0.6
Lutheran—Hauge's Synod.....	5,799	2.6	4,721	2.8	576	0.9	All other denominations.....	3,376	3.9	3,233	4.3	2,509	4.9
Lutheran—Norwegian Free Church.....	5,593	2.5	4,829	2.8	MARYLAND.						
Lutheran—Joint Synod of Ohio.....	3,623	1.6	2,289	1.3	70	0.1	All denominations.....	602,587	100.0	1 502,717	100.0	1 404,373	100.0
Lutheran—General Council.....	2,954	1.3	1,604	0.9	651	1.0	Roman Catholic Church.....	219,530	36.4	1 196,401	39.1	1 166,365	41.1
German Evangelical Synod.....	2,676	1.2	1,655	1.0	440	0.7	Methodist Episcopal Church.....	112,853	18.7	95,207	18.9	82,069	20.3
Protestant Episcopal Church.....	2,455	1.1	2,227	1.3	892	1.4	Protestant Episcopal Church.....	38,469	6.4	34,965	7.0	23,938	5.9
Evangelical Association.....	2,290	1.0	1,688	1.0	784	1.2	Lutheran—General Synod.....	33,555	5.6	24,824	4.9	17,288	4.3
All other denominations.....	12,616	5.6	8,464	5.0	2,768	4.3	Baptists—National Convention	29,405	4.9	17,951	3.6	7,750	1.9
SOUTH DAKOTA.						DISTRICT OF COLUMBIA.							
All denominations.....	199,017	100.0	1 172,728	100.0	1 90,029	100.0	All denominations.....	164,413	100.0	1 144,484	100.0	1 100,837	100.0
Roman Catholic Church.....	72,113	36.2	1 71,781	41.6	1 30,259	33.6	Roman Catholic Church.....	51,421	31.3	1 51,503	35.6	1 44,227	43.9
Methodist Episcopal Church.....	21,429	10.8	15,485	9.0	11,371	12.6	Baptists—National Convention	27,544	16.8	26,203	18.1	12,717	12.6
Lutheran—United Norwegian Church.....	15,786	7.9	15,004	8.7	7,922	8.8	Protestant Episcopal Church.....	18,295	11.1	13,692	9.5	7,476	7.4
Congregational Churches.....	11,762	5.9	8,599	5.0	5,164	5.7	Methodist Episcopal Church.....	13,085	8.0	11,019	7.6	9,630	9.6
Lutheran—Synodical Conference.....	11,544	5.8	8,285	4.8	3,097	3.4	Baptists—Northern Convention	9,667	5.9	10,777	7.5	3,000	3.0
Presbyterian Church in the United States of America.....	9,855	5.0	6,764	3.9	4,413	4.9	Presbyterian Church in the United States of America.....	9,338	5.7	8,182	5.7	4,882	4.8
Baptists—Northern Convention	8,852	4.4	6,097	3.5	3,856	4.3	Congregational Churches.....	3,255	2.0	2,984	2.1	1,399	1.4
Protestant Episcopal Church.....	8,156	4.1	7,055	4.1	2,649	2.9	Jewish congregations.....	3,225	2.0	2,698	2.0	976	1.0
Lutheran—Norwegian Synod.....	6,533	3.3	6,489	3.8	3,030	3.4	Lutheran—General Synod.....	3,050	1.9	2,129	1.5	1,038	1.0
Lutheran—Synod of Iowa.....	6,282	3.2	4,103	2.4	2,440	2.7	Disciples of Christ ²	3,078	1.8	2,170	1.6	700	0.7
Lutheran—Hauge's Synod.....	3,950	2.0	3,539	2.0	2,239	2.5	Baptists—Southern Convention	2,767	1.7	3,621	3.6
Lutheran—General Council.....	2,852	1.4	2,475	1.4	2,330	2.6	African Methodist Episcopal Church.....	2,732	1.7	2,615	1.8	2,495	2.5
Reformed Church in the United States.....	2,100	1.1	1,365	0.8	1,000	1.1	Methodist Episcopal Church, South.....	2,666	1.6	1,922	1.3	953	0.9
Disciples of Christ ²	1,764	0.9	1,478	0.9	490	0.5	African Methodist Episcopal Church.....	2,353	1.4	1,928	1.3	1,479	1.5
Evangelical Association.....	1,752	0.9	1,642	1.0	1,628	1.8	All other denominations.....	11,977	7.3	8,662	6.0	6,244	6.2
All other denominations.....	14,287	7.2	12,567	7.3	8,141	9.0	VIRGINIA.						
NEBRASKA.						All denominations.....							
All denominations.....	440,791	100.0	1 363,585	100.0	1 203,555	100.0	All denominations.....	949,136	100.0	1 798,611	100.0	1 571,415	100.0
Roman Catholic Church.....	135,537	30.7	1 118,545	32.6	1 60,592	29.8	Baptists—National Convention	276,630	29.1	268,206	33.6	199,871	35.0
Methodist Episcopal Church.....	81,879	18.6	62,586	17.2	41,036	20.2	Methodist Episcopal Church, South.....	202,648	21.4	157,354	19.7	105,892	18.5
Lutheran—Synodical Conference.....	31,234	7.1	25,730	7.1	12,339	6.1	Baptists—Southern Convention	170,151	17.9	136,062	17.0	92,693	16.2
Presbyterian Church in the United States of America.....	26,233	6.0	20,684	5.7	12,159	6.0	Presbyterian Church in the United States.....	49,186	6.2	36,669	4.6	26,515	4.6
Disciples of Christ ²	24,140	5.5	19,121	5.3	7,715	3.8	Roman Catholic Church.....	36,671	3.9	1 33,765	4.2	1 14,536	2.5
Baptists—Northern Convention	19,643	4.5	16,895	4.6	11,917	5.9	Disciples of Christ ²	34,220	3.6	26,128	3.3	14,100	2.5
Congregational Churches.....	19,423	4.4	16,629	4.6	10,045	4.9	Protestant Episcopal Church.....	33,593	3.5	28,487	3.6	20,371	3.6
Lutheran—General Synod.....	18,206	4.1	12,807	3.5	3,731	1.8	Methodist Episcopal Church, South.....	22,526	2.4	18,578	2.3	16,764	2.9
Lutheran—General Council.....	9,261	2.1	7,303	2.0	4,228	2.1	Lutheran—United Synod, South	14,610	1.5	13,293	1.7	11,196	2.0
Lutheran—Synod of Iowa.....	8,205	1.9	6,859	1.9	2,976	1.5	African Methodist Episcopal Church.....	13,581	1.4	9,889	1.2	12,314	2.2
Protestant Episcopal Church.....	7,931	1.8	6,903	1.9	4,036	2.0	Christian Church (Christian Convention) ²	13,558	1.4	8,266	1.0	5,770	1.0
United Brethren in Christ.....	7,234	1.6	6,045	1.7	5,673	2.8	Church of the Brethren (Conservative) ²	12,712	1.3	9,078	1.1	6,659	1.2
German Evangelical Synod.....	6,456	1.2	3,882	1.1	2,142	1.1	Primitive Baptists ²	9,314	1.0	9,642	1.2	9,950	1.7
United Evangelical Church ²	3,028	0.7	2,992	0.8	African Methodist Episcopal Zion Church.....	9,199	1.0	5,474	0.7	11,765	2.1
All other denominations.....	43,381	9.8	36,604	10.1	24,916	12.2	All other denominations.....	50,537	6.3	37,820	4.7	23,019	4.0
KANSAS.						All denominations.....							
All denominations.....	610,347	100.0	1 474,636	100.0	1 348,498	100.0	Baptists—National Convention	276,630	29.1	268,206	33.6	199,871	35.0
Methodist Episcopal Church.....	151,348	24.8	108,097	22.8	83,288	23.9	Methodist Episcopal Church, South.....	202,648	21.4	157,354	19.7	105,892	18.5
Roman Catholic Church.....	128,948	21.1	1 109,641	23.1	1 79,485	22.8	Baptists—Southern Convention	170,151	17.9	136,062	17.0	92,693	16.2
Disciples of Christ ²	67,554	11.1	40,356	8.5	25,200	7.2	Presbyterian Church in the United States.....	49,186	6.2	36,669	4.6	26,515	4.6
Baptists—Northern Convention	46,906	7.7	34,975	7.4	32,172	9.2	Roman Catholic Church.....	36,671	3.9	1 33,765	4.2	1 14,536	2.5
Presbyterian Church in the United States of America.....	45,263	7.4	33,465	7.1	24,050	6.9	Disciples of Christ ²	34,220	3.6	26,128	3.3	14,100	2.5
United Brethren in Christ.....	19,924	3.3	15,159	3.2	13,768	4.0	Protestant Episcopal Church.....	33,593	3.5	28,487	3.6	20,371	3.6
Congregational Churches.....	16,893	2.8	15,247	3.2	11,945	3.4	Methodist Episcopal Church, South.....	22,526	2.4	18,578	2.3	16,764	2.9
Lutheran—Synodical Conference	15,081	2.5	12,036	2.5	6,906	1.7	Lutheran—United Synod, South	14,610	1.5	13,293	1.7	11,196	2.0
Baptists—National Convention	13,477	2.2	10,011	2.1	African Methodist Episcopal Church.....	13,581	1.4	9,889	1.2	12,314	2.2
Lutheran—General Council.....	8,651	1.4	7,782	1.6	5,253	1.5	Christian Church (Christian Convention) ²	13,558	1.4	8,266	1.0	5,770	1.0
Friends (Orthodox).....	7,586	1.2	7,304	1.5	7,762	2.2	Church of the Brethren (Conservative) ²	12,712	1.3	9,078	1.1	6,659	1.2
Lutheran—General Synod.....	6,780	1.1	4,583	1.0	2,833	0.8	Primitive Baptists ²	9,314	1.0	9,642	1.2	9,950	1.7
Evangelical Association.....	6,210	1.0	4,841	1.0	4,459	1.3	African Methodist Episcopal Zion Church.....	9,199	1.0	5,474	0.7	11,765	2.1
Protestant Episcopal Church.....	5,843	1.0	6,459	1.4	3,593	1.0	All other denominations.....	50,537	6.3	37,820	4.7	23,019	4.0
Churches of Christ ²	6,573	0.9	3,216	0.7							
All other denominations.....	64,310	10.5	61,464	12.9	48,782	14.0							

¹ Corrected figures; see explanation on p. 29 for change in number of members of the Roman Catholic Church.
² For changes in denominations, see pp. 530 and 531.

³ In 1906, heads of families only.

SUMMARY OF STATISTICS FOR STATES.

TABLE 38.—DISTRIBUTION OF CHURCH MEMBERS IN EACH STATE, BY PRINCIPAL DENOMINATIONS: 1916, 1906, AND 1890—Continued.

STATE AND DENOMINATION.	MEMBERS.						STATE AND DENOMINATION.	MEMBERS.					
	1916		1906		1890			1916		1906		1890	
	Number.	Per cent of total.	Number.	Per cent of total.	Number.	Per cent of total.		Number.	Per cent of total.	Number.	Per cent of total.	Number.	Per cent of total.
SOUTH ATLANTIC DIVISION—Continued.						SOUTH ATLANTIC DIVISION—Continued.							
WEST VIRGINIA.						GEORGIA—continued.							
All denominations.....	427,866	100.0	1,308,626	100.0	1,192,679	100.0	Colored Methodist Episcopal Church.....	49,976	4.0	34,501	3.3	22,840	3.4
Methodist Episcopal Church.....	32,551	19.3	61,641	20.0	48,925	26.4	Methodist Episcopal Church.....	28,749	2.3	28,579	2.8	25,400	3.7
Baptists—Northern Convention.....	62,459	14.6	48,636	15.8	34,154	17.7	Presbyterian Church in the United States.....	25,181	2.0	20,258	2.0	12,096	1.8
Roman Catholic Church.....	60,337	14.1	147,072	15.3	118,415	9.6	Roman Catholic Church.....	18,214	1.6	122,674	2.2	113,209	1.9
Methodist Episcopal Church, South.....	53,020	12.4	36,632	11.9	25,064	13.0	Disciples of Christ ²	16,855	1.4	12,703	1.2	4,678	0.7
United Brethren in Christ.....	29,426	6.9	19,993	6.5	12,242	6.4	Primitive Baptists ²	15,871	1.3	16,157	1.6	18,635	2.7
Disciples of Christ ²	19,227	4.5	10,729	3.6	5,807	3.0	All other denominations.....	64,937	5.3	59,002	5.7	38,052	5.6
Methodist Protestant Church.....	18,948	4.4	16,004	6.2	10,652	5.5	FLORIDA.						
Baptists—National Convention.....	16,238	3.8	10,057	3.3	4,233	2.2	All denominations.....	324,856	100.0	1,224,407	100.0	1,144,710	100.0
Presbyterian Church in the United States.....	15,705	3.7	10,047	3.3	5,995	3.1	Baptists—National Convention.....	69,865	21.5	48,371	21.6	20,828	14.4
Presbyterian Church in the United States of America.....	11,644	2.7	8,514	2.8	4,275	2.2	Baptists—Southern Convention.....	57,732	17.8	34,646	15.4	18,747	13.0
Churches of Christ ²	10,342	2.4	2,594	0.8	2,906	1.6	Methodist Episcopal Church, South.....	51,505	15.9	32,330	14.4	25,362	17.5
Protestant Episcopal Church.....	6,831	1.6	5,230	1.7	2,906	1.6	African Methodist Episcopal Church.....	39,402	12.1	35,713	15.9	22,463	15.5
Church of the Brethren (Conservative) ²	4,179	1.0	3,457	1.1	2,710	1.4	Roman Catholic Church.....	24,650	7.6	120,598	9.2	119,843	13.7
All other denominations.....	36,958	8.6	28,020	9.1	17,301	9.0	Methodist Episcopal Church, South.....	12,418	3.8	8,287	3.7	5,739	4.0
NORTH CAROLINA.						African Methodist Episcopal Zion Church.....							
All denominations.....	1,080,723	100.0	1,825,088	100.0	1,685,660	100.0	Zion Church.....	11,496	3.5	3,223	1.4	14,791	10.2
Baptists—Southern Convention.....	279,112	25.8	202,798	24.6	153,648	22.4	Protestant Episcopal Church.....	10,399	3.2	8,575	3.8	4,225	2.9
Baptists—National Convention.....	212,019	19.6	153,189	18.6	134,445	19.6	Presbyterian Church in the United States.....	10,170	3.1	5,534	2.5	3,444	2.4
Methodist Episcopal Church, South.....	199,764	18.5	151,808	18.4	114,385	16.7	Disciples of Christ ²	3,790	1.2	2,194	1.0	1,306	0.9
African Methodist Episcopal Zion Church.....	74,365	6.9	66,356	8.0	111,949	16.3	Colored Primitive Baptists ²	3,510	1.1	5,350	2.4
Presbyterian Church in the United States.....	57,836	5.4	41,322	5.0	27,477	4.0	All other denominations.....	29,919	9.2	19,588	8.7	7,962	5.5
Methodist Episcopal Church.....	26,384	2.4	20,805	2.5	16,433	2.4	EAST SOUTH CENTRAL DIVISION.						
Free Will Baptists.....	22,914	2.1	22,518	2.7	10,224	1.5	KENTUCKY.						
African Methodist Episcopal Church.....	20,433	1.9	16,797	2.0	16,156	2.4	All denominations.....	967,602	100.0	1,887,602	100.0	1,622,721	100.0
Disciples of Christ ²	20,095	1.9	13,342	1.6	12,437	1.8	Baptists—Southern Convention.....	252,554	26.1	211,552	23.8	153,668	24.7
Lutheran—United Synod, South.....	19,450	1.8	14,881	1.8	11,759	1.7	Roman Catholic Church.....	160,185	16.6	1,195,186	22.0	1,108,828	17.5
Protestant Episcopal Church.....	18,545	1.7	13,890	1.7	8,186	1.2	Disciples of Christ ²	129,912	13.4	123,659	13.9	77,647	12.5
Christian Church (Christian Convention) ²	18,299	1.7	15,909	1.9	12,736	1.9	Methodist Episcopal Church, South.....	114,795	11.9	99,355	11.2	82,430	13.2
Methodist Protestant Church.....	18,033	1.7	18,271	2.2	14,351	2.1	Baptists—National Convention.....	9,052	10.1	76,239	8.6	50,245	8.1
Presbyterian Church in the United States of America.....	12,062	1.1	10,696	1.3	6,516	1.0	Methodist Episcopal Church.....	30,147	3.1	30,158	3.4	29,172	4.7
Colored Free Will Baptists ²	10,773	1.0	10,099	1.2	Churches of Christ ²	24,216	2.5	12,451	1.4
Baptists, Primitive ²	10,481	1.0	10,207	1.2	11,740	1.7	Presbyterian Church in the United States.....	22,242	2.3	20,143	2.3	16,915	2.7
All other denominations.....	60,158	6.6	142,200	5.1	123,218	3.4	United Baptists.....	17,125	1.8	7,167	0.8	6,443	1.0
SOUTH CAROLINA.						Presbyterian Church in the United States of America.....							
All denominations.....	794,126	100.0	1,667,754	100.0	1,509,431	100.0	Cumberland Presbyterian Church.....	14,354	1.5	8,543	1.0	6,917	1.1
Baptists—National Convention.....	255,479	32.2	219,841	32.9	125,572	24.6	Church.....	11,827	1.2	16,916	1.9	15,458	2.5
Baptists—Southern Convention.....	158,151	19.9	118,360	17.7	76,216	15.0	African Methodist Episcopal Church.....	10,187	1.1	10,047	1.1	15,458	2.2
Methodist Episcopal Church, South.....	105,306	13.3	84,266	12.6	68,092	13.4	Protestant Episcopal Church.....	9,383	1.0	8,091	0.9	7,161	1.1
African Methodist Episcopal Church.....	90,469	11.4	79,220	11.9	88,172	17.3	All other denominations.....	72,623	7.5	68,095	7.7	53,865	8.6
Methodist Episcopal Church.....	52,568	6.6	54,097	8.1	43,200	8.5	TENNESSEE.						
Presbyterian Church in the United States.....	30,041	3.8	23,395	3.5	16,561	3.3	All denominations.....	840,133	100.0	1,700,614	100.0	1,554,841	100.0
African Methodist Episcopal Zion Church.....	23,169	2.9	19,058	2.9	45,880	9.0	Baptists—Southern Convention.....	202,867	24.1	159,838	22.8	106,632	19.2
Lutheran—United Synod, South.....	14,788	1.9	12,652	1.9	8,757	1.7	Methodist Episcopal Church, South.....	167,270	19.9	140,308	20.0	121,398	21.9
Protestant Episcopal Church.....	11,000	1.4	8,557	1.3	6,742	1.1	Baptists—National Convention.....	108,650	12.9	93,303	13.3	52,183	9.4
Roman Catholic Church.....	9,514	1.2	12,138	1.8	16,306	1.2	Churches of Christ ²	63,521	7.6	41,411	5.9
Presbyterian Church in the United States of America.....	8,320	1.0	8,026	1.2	6,829	1.0	Methodist Episcopal Church.....	66,484	6.7	46,180	6.6	42,873	7.7
Colored Methodist Episcopal Church.....	7,342	0.9	4,850	0.7	3,468	0.7	Colored Methodist Episcopal Church.....	30,106	3.6	20,634	2.9	18,968	3.4
All other denominations.....	27,979	3.5	23,294	3.4	14,636	2.9	Cumberland Presbyterian Church.....	27,631	3.3	42,464	6.1	39,477	7.1
GEORGIA.						Presbyterian Church in the United States.....							
All denominations.....	1,234,132	100.0	1,032,438	100.0	1,681,032	100.0	African Methodist Episcopal Church.....	25,606	3.0	21,390	3.1	15,954	2.9
Baptists—National Convention.....	400,214	32.4	333,943	32.3	200,516	29.4	Church.....	23,497	2.8	23,377	3.3	23,718	4.3
Baptists—Southern Convention.....	305,055	24.7	232,688	22.5	137,860	20.2	Roman Catholic Church.....	23,015	2.7	120,296	2.9	121,118	3.8
Methodist Episcopal Church, South.....	219,755	17.8	178,307	17.3	134,600	19.8	Disciples of Christ ²	21,672	2.6	14,904	2.1	41,125	7.4
African Methodist Episcopal Church.....	89,295	7.2	93,626	9.1	73,248	10.8	Presbyterian Church in the United States of America.....	17,584	2.1	6,788	1.0	4,399	0.8
						Protestant Episcopal Church.....							
						Primitive Baptists ²							
						African Methodist Episcopal Zion Church.....							
						All other denominations.....							

¹ Corrected figures; see explanation on p. 29 for change in number of members of the Roman Catholic Church. ² For changes in denominations, see pp. 530 and 531.

RELIGIOUS BODIES.

TABLE 38.—DISTRIBUTION OF CHURCH MEMBERS IN EACH STATE, BY PRINCIPAL DENOMINATIONS: 1916, 1906, AND 1890—Continued.

STATE AND DENOMINATION.	MEMBERS.						STATE AND DENOMINATION.	MEMBERS.					
	1916		1906		1890			1916		1906		1890	
	Number.	Per cent of total.	Number.	Per cent of total.	Number.	Per cent of total.		Number.	Per cent of total.	Number.	Per cent of total.	Number.	Per cent of total.
EAST SOUTH CENTRAL DIVISION—Continued.						WEST SOUTH CENTRAL DIVISION—Continued.							
ALABAMA.						OKLAHOMA.							
All denominations	1,009,465	100.0	1,831,671	100.0	1,561,506	100.0	424,492	100.0	1,263,550	100.0	1,344,619	100.0	
Baptists—National Convention	311,103	30.8	259,825	31.2	142,437	25.4	87,028	20.5	49,978	19.0	9,363	27.0	
Baptists—Southern Convention	207,603	20.6	162,445	19.5	98,185	17.5	60,263	14.2	40,473	15.4	10,498	30.3	
Methodist Episcopal Church, South	167,938	16.6	125,702	15.1	87,912	15.7	47,427	11.2	142,998	16.3	12,953	8.5	
African Methodist Episcopal Zion Church	51,284	5.1	36,705	4.4	79,231	14.1	42,408	10.0	16,952	6.4	2,242	6.5	
African Methodist Episcopal Church	42,658	4.2	39,617	4.8	30,781	5.5	41,811	9.8	24,232	9.2	2,062	6.0	
Roman Catholic Church	37,482	3.7	149,747	6.0	15,565	2.8	40,148	9.5	23,309	8.8	8,074	3.1	
Colored Methodist Episcopal Church	34,587	3.4	23,112	2.8	18,940	3.4	21,700	5.1	8,074	3.1	2,253	6.5	
Methodist Episcopal Church	26,933	2.7	20,450	2.5	18,517	3.3	20,222	4.8	9,667	3.7	489	1.4	
Churches of Christ ²	20,943	2.1	9,214	1.1	7,250	1.7	6,243	2.4	291	0.8	
Presbyterian Church in the United States	20,428	2.0	15,368	1.8	10,560	1.9	5,541	1.3	2,858	1.1	
Protestant Episcopal Church	10,069	1.0	8,961	1.1	6,085	1.1	3,978	0.9	2,819	1.1	
All other denominations	78,437	7.8	80,525	9.7	53,293	9.5	3,899	0.9	2,907	1.1	
MISSISSIPPI.						TEXAS.							
All denominations	762,977	100.0	1,662,424	100.0	1,432,560	100.0	1,784,620	100.0	1,281,322	100.0	1,694,743	100.0	
Baptists—National Convention	287,796	37.7	240,982	36.4	136,647	31.6	402,874	22.6	1,362,772	28.3	1,117,283	16.9	
Baptists—Southern Convention	153,497	20.1	123,357	18.6	82,315	19.0	355,251	19.9	247,306	19.3	129,734	18.7	
Methodist Episcopal Church, South	114,469	15.0	94,845	14.3	74,785	17.3	316,812	17.8	225,431	17.6	139,347	20.1	
Methodist Episcopal Church	45,482	6.0	50,695	7.7	31,142	7.2	291,243	16.3	144,878	11.3	111,138	16.0	
Colored Methodist Episcopal Church	33,070	4.3	25,814	3.9	20,107	4.6	71,542	4.0	34,006	2.7	
Roman Catholic Church	32,160	4.2	133,619	5.1	113,351	3.1	54,836	3.1	39,550	3.1	41,859	6.0	
African Methodist Episcopal Church	26,133	3.4	28,797	4.3	25,439	5.9	42,003	2.4	36,223	2.8	27,453	4.0	
Presbyterian Church in the United States	19,758	2.6	15,641	2.4	11,055	2.6	37,900	2.1	23,934	1.9	10,774	1.6	
African Methodist Episcopal Zion Church	7,202	0.9	5,602	0.8	8,519	2.0	30,857	1.7	24,919	1.9	23,392	3.4	
All other denominations	43,410	5.7	43,072	6.5	29,200	6.8	30,329	1.7	4,118	0.3	2,812	0.4	
WEST SOUTH CENTRAL DIVISION.						MONTANA.							
ARKANSAS.						IDAHO.							
All denominations	583,209	100.0	1,431,896	100.0	1,296,886	100.0	135,386	100.0	1,77,765	100.0	1,24,895	100.0	
Baptists—National Convention	174,157	29.9	93,364	21.6	63,786	21.5	72,439	53.5	32,159	41.4	14,816	59.5	
Baptists—Southern Convention	113,192	19.4	91,631	21.2	58,364	19.7	17,947	13.3	21,244	27.3	15,658	22.7	
Methodist Episcopal Church, South	110,993	19.0	81,699	18.9	71,565	24.1	11,373	8.4	5,313	6.8	941	3.8	
African Methodist Episcopal Church	30,457	5.2	26,993	6.2	27,956	9.4	6,943	5.1	3,698	4.8	815	3.3	
Churches of Christ ²	26,239	4.5	11,006	2.5	14,385	4.8	5,682	4.2	2,331	3.0	656	2.6	
Roman Catholic Church	21,120	3.6	138,114	8.8	14,522	1.5	5,065	3.7	3,206	4.1	359	1.4	
Colored Methodist Episcopal Church	15,269	2.6	11,506	2.7	5,888	2.0	2,827	2.1	1,487	1.9	105	0.4	
Disciples of Christ ²	13,275	2.3	10,269	2.4	14,385	4.8	2,404	1.8	1,846	2.4	364	1.5	
Methodist Episcopal Church	12,419	2.1	12,569	2.9	10,076	3.4	1,063	0.8	430	0.6	148	0.6	
Presbyterian Church in the United States	10,762	1.8	7,357	1.7	4,478	1.5	9,641	7.1	6,051	7.8	1,032	4.1	
African Methodist Episcopal Zion Church	7,668	1.3	2,404	0.6	3,601	1.2	
Presbyterian Church in the United States of America	7,451	1.3	809	0.2	494	0.2	
All other denominations	40,207	6.9	44,265	10.2	31,770	10.7	
LOUISIANA.						MOUNTAIN DIVISION.							
All denominations	863,067	100.0	1,863,214	100.0	1,437,361	100.0	MONTANA.						
Roman Catholic Church	509,910	59.1	1,562,087	65.1	1,249,133	57.0	IDAHO.						
Baptists—National Convention	146,720	17.0	133,510	15.5	68,008	15.5	All denominations						
Baptists—Southern Convention	66,298	7.7	49,620	5.7	27,736	6.3	All denominations						
Methodist Episcopal Church, South	38,940	4.5	31,639	3.7	24,874	5.7	Latter Day Saints—Church of Jesus Christ						
Methodist Episcopal Church	18,311	2.1	19,763	2.3	15,073	3.4	Roman Catholic Church						
Colored Methodist Episcopal Church	13,762	1.6	11,728	1.4	8,075	1.8	Methodist Episcopal Church						
Protestant Episcopal Church	11,632	1.3	9,070	1.1	5,162	1.2	Presbyterian Church in the United States of America						
African Methodist Episcopal Church	10,260	1.2	9,462	1.1	13,631	3.1	Baptists—Northern Convention						
Presbyterian Church in the United States	9,636	1.1	7,198	0.8	4,926	1.1	Disciples of Christ ²						
All other denominations	37,598	4.4	29,137	3.4	20,743	4.7	Congregational Churches						
						All other denominations							

¹ Corrected figures; see explanation on p. 29 for change in number of members of the Roman Catholic Church. ² For changes in denominations, see pp. 530 and 531.

SUMMARY OF STATISTICS FOR STATES.

113

TABLE 38.—DISTRIBUTION OF CHURCH MEMBERS IN EACH STATE, BY PRINCIPAL DENOMINATIONS: 1916, 1906, AND 1890—Continued.

STATE AND DENOMINATION.	MEMBERS.						STATE AND DENOMINATION.	MEMBERS.					
	1916		1906		1890			1916		1906		1890	
	Number.	Per cent of total.	Number.	Per cent of total.	Number.	Per cent of total.		Number.	Per cent of total.	Number.	Per cent of total.	Number.	Per cent of total.
MOUNTAIN DIVISION—Contd.						MOUNTAIN DIVISION—Contd.							
WYOMING.						NEVADA—continued.							
All denominations.....	39,505	100.0	1 25,756	100.0	1 12,973	100.0	Methodist Episcopal Church...	777	4.8	618	3.7	418	6.4
Roman Catholic Church.....	12,801	32.4	1 12,075	46.9	1 8,453	65.2	Presbyterian Church in the United States of America.....	601	3.1	520	3.1	275	4.2
Letter Day Saints—Church of Jesus Christ.....	9,447	23.9	5,203	20.2	1,322	10.2	Lutheran—Synodical Conference.....	444	2.8	148	0.9
Methodist Episcopal Church...	4,293	10.9	1,612	6.3	773	6.0	Baptists—Northern Convention	356	2.2	316	1.9	63	1.0
Protestant Episcopal Church...	3,890	9.8	1,741	6.8	467	3.6	All other denominations.....	689	4.3	1,057	6.3	214	3.3
Presbyterian Church in the United States of America.....	2,514	6.4	984	3.8	364	2.8	PACIFIC DIVISION.						
Congregational Churches.....	1,951	4.9	833	3.2	339	2.6	WASHINGTON.						
Baptists—Northern Convention	1,841	4.7	838	3.3	262	2.0	All denominations.....	283,709	100.0	1 205,208	100.0	1 162,477	100.0
Disciples of Christ ²	763	1.9	292	1.1	48	0.4	Roman Catholic Church.....	97,418	34.3	1 88,213	43.0	1 24,527	39.3
Lutheran—Synodical Conference.....	704	1.8	172	0.7	Methodist Episcopal Church...	40,020	14.1	29,347	14.3	11,592	18.6
All other denominations.....	1,301	3.3	2,006	7.8	945	7.3	Presbyterian Church in the United States of America.....	28,435	10.0	14,437	7.0	3,770	6.0
COLORADO.						OREGON.							
All denominations.....	257,977	100.0	1 223,281	100.0	1 95,151	100.0	All denominations.....	179,468	100.0	1 126,461	100.0	1 75,859	100.0
Roman Catholic Church.....	104,982	40.7	1 117,435	52.6	1 55,425	58.2	Roman Catholic Church.....	49,728	27.7	1 41,549	32.9	1 35,566	46.9
Methodist Episcopal Church...	38,584	15.0	24,830	11.1	8,560	9.0	Methodist Episcopal Church...	27,866	15.5	18,681	14.8	9,436	12.4
Presbyterian Church in the United States of America.....	22,960	8.9	16,055	7.2	5,902	6.2	Presbyterian Church in the United States of America.....	16,672	9.3	9,701	7.7	3,935	5.2
Baptists—Northern Convention	16,528	6.4	12,917	5.8	4,944	5.2	Baptists—Northern Convention	15,635	8.7	11,099	8.8	5,306	7.0
Disciples of Christ ²	12,805	5.0	8,521	3.8	2,400	2.5	Disciples of Christ ²	15,399	8.6	10,012	7.9	4,067	6.4
Congregational Churches.....	11,782	4.6	8,951	4.0	3,217	3.4	Congregational Churches.....	6,373	3.6	4,575	3.6	2,037	2.7
Protestant Episcopal Church...	8,437	3.3	6,832	3.1	3,814	4.0	Protestant Episcopal Church...	5,726	3.2	3,580	2.6	1,849	2.4
Letter Day Saints—Church of Jesus Christ.....	3,358	1.3	2,194	1.0	1,640	1.7	Greek Orthodox Church (Hellenic).....	3,500	2.0	250	0.2
Seventh-day Adventists.....	2,762	1.1	2,311	1.0	414	0.4	Seventh-day Adventist.....	3,476	1.9	1,844	1.5	683	0.9
Lutheran—Synodical Conference.....	2,738	1.1	1,651	0.7	394	0.4	Letter Day Saints—Church of Jesus Christ.....	2,831	1.6	1,496	1.2
United Presbyterian Church...	2,707	1.0	1,798	0.8	537	0.6	Methodist Episcopal Church, South.....	2,515	1.4	2,272	1.8	1,936	2.6
Jewish congregations.....	2,356	0.9	1,853	0.4	1,062	1.1	Lutheran—Synodical Conference.....	2,337	1.3	1,080	0.9	274	0.4
Baptists—National Convention	2,020	0.8	Lutheran—General Council.....	2,162	1.2	2,211	1.7	305	0.4
All other denominations.....	25,958	10.1	18,933	8.5	6,842	7.2	Friends (Orthodox).....	2,129	1.2	1,688	1.3	766	1.0
NEW MEXICO.						CALIFORNIA.							
All denominations.....	209,809	100.0	1 158,460	100.0	1 123,498	100.0	All denominations.....	893,366	100.0	1 674,007	100.0	1 308,298	100.0
Roman Catholic Church.....	177,727	84.7	1 143,009	90.2	1 118,325	95.8	Roman Catholic Church.....	494,539	65.4	1 416,951	61.9	1 184,625	59.9
Methodist Episcopal Church, South.....	7,120	3.4	2,882	1.8	548	0.4	Methodist Episcopal Church...	84,642	9.5	50,985	7.6	25,527	8.3
Baptists—Southern Convention	6,721	3.2	61	(*)	Presbyterian Church in the United States of America.....	54,011	6.0	32,449	4.8	16,236	5.3
Methodist Episcopal Church...	4,385	2.1	3,513	2.2	1,750	1.4	Baptists—Northern Convention	39,570	4.4	22,600	3.4	11,204	3.6
Presbyterian Church in the United States of America.....	3,892	1.9	2,864	1.8	1,275	1.0	Congregational Churches.....	34,180	3.8	23,690	3.5	11,907	3.9
Disciples of Christ ²	2,284	1.1	963	0.6	65	0.1	Disciples of Christ ²	32,211	3.6	20,272	3.0	7,433	2.4
All other denominations.....	7,680	3.7	5,168	3.3	1,535	1.2	Protestant Episcopal Church...	30,018	3.4	21,317	3.2	9,221	3.0
ARIZONA.						UTAH.							
All denominations.....	117,014	100.0	1 50,318	100.0	1 30,325	100.0	All denominations.....	280,848	100.0	1 174,289	100.0	1 129,160	100.0
Roman Catholic Church.....	84,742	72.4	1 85,071	69.7	1 22,353	73.7	Letter Day Saints—Church of Jesus Christ.....	257,719	91.8	151,032	86.7	117,640	91.1
Letter Day Saints—Church of Jesus Christ.....	12,496	10.7	6,175	12.3	6,500	21.4	Roman Catholic Church.....	10,000	3.6	1 9,831	6.6	1 7,009	5.4
Presbyterian Church in the United States of America.....	4,353	3.7	2,884	5.7	188	0.6	All other denominations.....	13,129	4.7	13,426	7.7	4,517	3.5
Methodist Episcopal Church...	3,712	3.2	1,734	3.4	320	1.1	NEVADA.						
Baptists—Northern Convention	2,927	2.5	1,034	2.1	197	0.6	All denominations.....	16,145	100.0	1 16,703	100.0	1 6,575	100.0
Protestant Episcopal Church...	2,318	2.0	1,059	2.1	179	0.6	Roman Catholic Church.....	8,742	64.1	1 11,729	70.2	1 4,653	70.8
Methodist Episcopal Church, South.....	1,939	1.7	682	1.4	336	1.1	Letter Day Saints—Church of Jesus Christ.....	3,429	21.2	1,105	6.6	417	6.3
Disciples of Christ ²	1,712	1.5	484	1.0	78	0.3	Protestant Episcopal Church...	1,207	7.5	1,210	7.2	535	8.1
All other denominations.....	2,815	2.4	1,195	2.4	174	0.6	Footnotes:						

¹ Corrected figures; see explanation on p. 29 for change in number of members of the Roman Catholic Church.
² For change in denominations, see pp. 530 and 531.

* In 1906, heads of families only.
 * Less than one-tenth of 1 per cent.

An examination of this table shows that, as a rule, a very large proportion of the total membership of the state is in a very few denominations. Thus, in 1916, over 50 per cent of the total membership is found in the leading denomination in 17 states, in the 2 leading denominations in 15 states, in the 3 leading denominations in 15 states, and in the 4 leading denominations in 2 states—Oklahoma and West Virginia. Only in 6 states—Kentucky, Oklahoma, West Virginia, Florida, South Carolina, and Texas—does the fourth denomination in rank have as many as 10 per cent of the total membership of the state.

The table shows that in 1916, as in 1906, the Roman Catholic Church was first in number of members in 33 states and the District of Columbia, and in 1916 it represented over 50 per cent of the total number of members in 15 of these states as against 17 such states in 1906. The 33 states in which this denomination showed the largest proportions were identical at the two periods, with the exception of Indiana and Kansas, the Methodist Episcopal Church leading in the former in 1906 and in the latter in 1916. Geographically, the Roman Catholic Church led in the New England, the Middle Atlantic, the East North Central, and Pacific divisions, and in the West North Central division, except Kansas. In the southern divisions it led in Delaware, Maryland, and the District of Columbia, of the South Atlantic, and in Louisiana and Texas, of the West South Central division. Although the membership of the Roman Catholic Church is thus widely distributed among the states, yet a large proportion of this membership is concentrated in the larger and more thickly settled states of the North and East. There were 25 states for each of which there were reported in 1916 over 100,000 members of the Roman Catholic Church, and each of 4 states reported over 1,000,000 members—New York, 2,745,552; Pennsylvania, 1,830,532; Massachusetts, 1,410,208; Illinois, 1,171,381. These 4 states, together with Ohio, which had 843,856 Roman Catholic members, reported 8,001,529 Roman Catholic members, or over one-half the total membership of this church in 1916. It should be remembered, however, that since the Roman Catholic membership includes all baptized members, and therefore practically the entire Roman Catholic population, the basis of membership is different from

that for most of the other denominations, and this fact must be taken into consideration in studying the figures contained in Table 38.

The denominations showing the highest proportions in the 15 states in which the Roman Catholic Church was not the leading denomination were as follows: National Baptist Convention (Negro) in 7 states (Alabama, Arkansas, Florida, Georgia, Mississippi, South Carolina, and Virginia); the Southern Baptist Convention in 4 states (Kentucky, North Carolina, Oklahoma, and Tennessee); the Methodist Episcopal Church in 2 states (Kansas and West Virginia); and the Church of Jesus Christ of Latter Day Saints in 2 states (Idaho and Utah).

Comparing the proportions of these leading denominations in 1916 with 1906, it is seen that in the 33 states and the District of Columbia in which the Roman Catholic Church led, it was with a decreased proportion in 27, the most noticeable reductions being in the states of the Mountain division—Montana, from 76.2 to 56.8; Wyoming, from 46.9 to 32.4; Colorado, from 52.6 to 40.7; and Nevada, from 70.2 to 54.1 per cent. Among the other 4 leading denominations, the National Baptist Convention showed a decreased proportion in 4 out of 7 states, the Southern Baptist Convention showed an increased proportion in each of its 4 states, the Methodist Episcopal Church showed an increased proportion in 1 and a decreased proportion in the other, while the Church of Jesus Christ of Latter Day Saints showed an increased proportion in each of its 2 states, that in Idaho rising from 41.4 to 53.5 per cent.

The changes in the proportions shown by the different denominations in each state, aside from the leading denomination, are not very marked. It may be noted, however, that the Roman Catholic Church showed a decreased proportion in each of the 15 states in which it was not the leading denomination; the proportion in North Carolina not being sufficiently large to be included in the table. The Latter Day Saints made a large gain in the proportion in Nevada, from 6.6 to 21.2 per cent, while the decrease from 5 to 1.2 per cent in the Free Baptists in Maine was due largely to some of the organizations being reported with the Northern Baptist Convention in 1916.

SUMMARY OF STATISTICS FOR COUNTIES.

The number of members in church organizations, by counties, is given in Table 63 (p. 238). The table presents for each state, by counties, the total population according to the census of 1910, the total church membership in 1916, and the membership of the principal denominations in the state. The denominations are selected and vary with the state, the purpose of the table being to present those denominations which were most strongly represented in the particular state in 1916. In the few cases where denominations have been consolidated, it is indicated either in the box-head of the table or in footnotes.

DISTRIBUTION OF MEMBERS.

A study of Table 63 shows that out of over 3,000 counties in the United States, only 9 made no report of members. One of these—Alpine County, Calif., with a population of 309—is in the heart of the Sierras; another, with a population of 519, is in Yellowstone National Park, Wyo.; of the remaining 7, 6 are in western Texas, where the population is widely scattered and the facilities for intercommunication poor, and 1 is an unorganized county in South Dakota.

A further examination shows wide variations in the counties of some states with regard to the number of church members reported in 1916 as compared with the population shown by the latest census, that of 1910. This is especially true in some of the newly settled and sparsely populated states, but even in such old and densely populated states as Illinois, Indiana, Ohio, and New York frequently the variation in the different counties of the state is very marked. Counties containing large cities will show a proportionally large number of church members, while in isolated counties, especially in some of the very sparsely populated counties in the Western states, the number of church members is comparatively small.

The next statement shows the counties in which the church members reported in 1916 represent an exceptionally small proportion of their population in 1910.

The statement shows that the church membership in Pike County, Pa., which is to a large extent without railroad communication, represents but 21.6 per cent of the population of 1910, although the similar percentage for the state is 53.7. Knott County, in Kentucky, which is very inaccessible, shows a percentage of only 8.3, while the general percentage for the state is 42.3. The membership of Grand County, Colo., a mountainous county with scattered population, represents only 4.8 per cent of its population in 1910, as against 32.3 per cent for the entire state. In Kansas the church members of the very sparsely populated counties of Grant and Stanton represent 4 and 6.3 per cent, respectively, of their population in 1910, as com-

pared with a percentage of 36.1 for the state as a whole. It will be noted that, with a few exceptions, these are counties of small population in the Western states. In a number of these western counties the population in 1910 was less than 1 per square mile.

COUNTY.	Popula- tion: 1910.	Church mem- bers: 1916.	COUNTY.	Popula- tion: 1910.	Church mem- bers: 1916.
Arkansas: Newton.....	10,612	498	Nevada: Esmeralda.....	9,369	864
California: Eldorado.....	7,492	740	Lander.....	1,786	57
Mariposa.....	3,956	350	North Dakota: Billings.....	10,186	724
Mono.....	2,042	33	Oregon: Curry.....	2,044	91
Plumas.....	5,259	278	Grant.....	5,607	523
Colorado: Cheyenne.....	3,687	357	Wheeler.....	2,484	208
Gilpin.....	4,131	412	Pennsylvania: Pike.....	8,033	1,735
Grand.....	1,862	89	South Dakota: Custer.....	4,458	396
Jackson.....	1,013	53	Texas: Glasscock.....	1,143	81
Ouray.....	3,514	345	King.....	810	35
Park.....	2,492	199	Virginia: Dickenson.....	9,199	567
Summit.....	2,003	162	Washington: Jefferson.....	8,337	747
Idaho: Boise.....	5,250	369	Mason.....	5,156	473
Owyhee.....	4,044	277	San Juan.....	3,603	253
Kansas: Grant.....	1,087	43	Skamania.....	2,887	239
Stanton.....	1,034	65	Wyoming: Crook.....	6,492	468
Kentucky: Knott.....	10,791	896			
Montana: Madison.....	7,229	631			
Nebraska: Banner.....	1,444	93			
Hayes.....	3,011	161			
Loup.....	2,188	92			

It is very probable that in most of these and other sparsely populated counties the low proportion of church members reported is largely real, and not apparent only, and is due to the people being so widely scattered and the facilities for intercourse so poor that it is impracticable for them to come together for church organization and worship. In some cases the small proportion may be due to people worshiping in and being reported as members of churches in one county, while they live in and constitute a part of the reported population of another county.

In striking contrast to the small proportion of church members in each of the counties included in the foregoing statement, the next statement shows a number of selected counties in each of which the number of church members as reported in 1916 actually exceeds the number of people as enumerated at the Federal census of 1910.

COUNTY.	Popula- tion: 1910.	Church mem- bers: 1916.	COUNTY.	Popula- tion: 1910.	Church mem- bers: 1916.
Arizona: Pinal.....	9,045	9,694	Texas: Dimmit.....	3,460	4,004
Santa Cruz.....	6,766	7,462	Pecos.....	2,071	2,592
Yuma.....	7,733	7,759	Presidio.....	5,218	12,733
Idaho: Cassia.....	7,197	7,601	Zavalla.....	1,889	1,992
New Mexico: Bernalillo.....	23,606	29,460	Utah: Garfield.....	3,660	4,242
Grant.....	14,813	21,026	Iron.....	3,933	4,481
			Kane.....	1,652	1,960
			Millard.....	6,118	6,549
			Washington.....	5,123	5,235
			Wayne.....	1,749	1,790

The excess of the reported 1916 church membership over the 1910 population in any one of these counties, and also the very high proportion of church members in any other county, probably is due to one or more of the following causes: First, on account of a very rapid increase, the population of 1910 may be far below the actual population in 1916; second, a considerable number of the persons reported as church members in the county may have lived in and been counted as a part of the population of an adjoining county; third, because of the scattered population in these counties, the returns show that frequently the church authorities estimated the number of church members and it is probable that occasionally the estimate was too high; fourth, to the predominance of a particular denomination, as in 9 of these 16 counties the Roman Catholic Church, and in the remaining 7 the Church of Jesus Christ of Latter Day Saints, was the leading denomination, and reported a very large proportion (in 3 counties all) of the total church membership. As stated elsewhere, it is the custom in each of these denominations to report as church members, all baptized persons, irrespective of age, in any way identified with the church. It is believed that the very marked predominance in each of these counties of one or the other of these denominations, together with its custom of reporting as members practically its entire population, explains largely the exceptionally high proportion of church members as compared with the population of 1910. In most, if not in all, of the counties the population in 1916 probably was greater than that in 1910 as given in the statement. Especially does it seem probable that the apparent great excess shown in Bernalillo and Grant Counties, N. Mex., is due to a great increase of population between 1910 and 1916. In the case of Presidio County, Tex., which borders on Mexico, it is possible that many of the members reported actually lived in Mexico.

SUMMARY OF STATISTICS FOR THE PRINCIPAL CITIES.

The statistics of religious bodies for 1916 are presented in detail for principal cities—those having in 1910 a population of 25,000 or more—in Tables 64, 65, and 66. Table 64 (p. 330) gives, for each city, a summary of the statistics for all denominations combined; Table 65 (p. 336) gives the number of members in selected denominations; and Table 66 (p. 354) presents statistics, in detail, for the principal denominations reported in each city.

In the tables these cities, 226 in number, are divided into four classes according to population, as follows: 18 cities of the first class, those having 300,000 inhabitants or more; 32 cities of the second class, those

having from 100,000 to 300,000 inhabitants; 59 cities of the third class, those having from 50,000 to 100,000 inhabitants; and 117 cities of the fourth class, those having from 25,000 to 50,000 inhabitants.

There may have been, also, a considerable increase in population in this county.

DISTRIBUTION OF DENOMINATIONS.

The Roman Catholic Church was distributed over a greater number of counties in 1916 than any other single denomination. Of the 3,033 counties in the United States in 1916, the Roman Catholic Church was represented in more than 2,400, or in approximately 80 per cent of all. The Methodist Episcopal Church was represented in every county of 17 states; the Methodist Episcopal Church, South, in every county of 8 states; and one or the other of these two denominations in every county of 27 states. One or the other of these two very similar Methodist denominations was represented in over 2,900 counties, or in approximately 97 out of every 100 counties in the United States. Together they were represented in a larger proportion of the counties than was the Roman Catholic Church. The same is true of the two leading white Baptist bodies—the Northern Baptist Convention and the Southern Baptist Convention. The Northern Baptist Convention was represented in every county of 8 states; the Southern Baptist Convention in every county of 7 states; and one or the other of these two closely related denominations was represented in approximately 2,700 counties, or in more than 89 per cent of all counties in the United States. Other denominations which were represented in every county of several states were the Congregational Churches, which were represented in every county of the 6 New England states; the Protestant Episcopal Church, in every county of 4 New England states (New Hampshire, Massachusetts, Connecticut, and Rhode Island), Delaware, Maryland, and New Jersey; and the Presbyterian Church in the United States of America, in every county of 3 states (New York, New Jersey, and Delaware).

It should be noted that the figures given for 1906 in the tables for the principal cities do not include the statistics of the Roman Catholic Church in Auburn, Elmira, and Rochester, N. Y., since the statistics for the diocese of Rochester were not furnished separately for these cities. Likewise, only a part of the statistics of the Roman Catholic Church for Cleveland, Canton, Toledo, and Youngstown, Ohio, and none of the statistics for Jackson, Mich., are included on account

SUMMARY OF STATISTICS FOR CITIES.

of a similar failure to report statistics of the respective dioceses separately for cities. These facts affect somewhat not only the 1906 figures reported separately for Rochester, Cleveland, and Toledo, but also the general totals for cities, and the totals for the various classes of cities to which those in question belong.

GENERAL SUMMARY FOR 1916 AND 1906.

The following table presents, for the different classes of cities, a summary of the statistics for 1916, and the number of organizations reporting under each item, with comparative figures for 1906:

TABLE 39.—STATISTICS OF RELIGIOUS BODIES FOR ALL DENOMINATIONS, BY CLASSES OF CITIES: 1916 AND 1906.

CENSUS YEAR AND CLASS OF CITY.	Total number of organizations.	MEMBERS.					PLACES OF WORSHIP.			VALUE OF CHURCH PROPERTY.	
		Number of organizations reporting.	Total number reported.	Sex.		Number of organizations reporting.		Number of churches reported.	Number of organizations reporting.	Value reported.	
				Number of organizations reporting.	Male.	Female.	Church edifices.				Halls, etc.
1916.											
United States.....	227,487	226,718	41,926,854	197,403	15,653,958	19,990,204	199,634	14,028	203,432	197,807	\$1,676,600,582
Principal cities in 1910.....	23,713	23,402	15,291,245	20,681	5,069,358	6,814,234	20,421	2,385	21,237	20,317	824,216,547
Cities of 300,000 and over.....	9,387	9,140	7,686,860	7,904	2,773,935	3,233,091	7,674	1,337	8,022	7,639	455,163,720
Cities of 100,000 to 300,000.....	4,906	4,874	2,751,017	4,297	1,041,684	1,285,493	4,332	375	4,468	4,298	132,123,314
Cities of 50,000 to 100,000.....	4,416	4,397	2,495,401	3,936	931,013	1,130,701	3,936	332	4,081	3,912	117,754,240
Cities of 25,000 to 50,000.....	5,004	4,991	2,357,967	4,544	922,726	1,159,349	4,479	341	4,666	4,468	119,170,273
Outside of principal cities.....	203,774	203,316	26,635,609	176,722	9,984,600	13,175,970	179,213	11,643	182,195	177,490	852,384,035
1906.											
United States.....	212,230	210,418	35,068,058	193,229	13,682,452	17,789,242	185,040	14,791	192,795	186,132	1,257,575,867
Principal cities in 1900.....	17,906	17,290	11,478,706	14,965	4,552,795	5,540,099	14,875	1,912	16,517	15,093	612,833,315
Cities of 300,000 and over.....	6,455	6,017	5,503,800	4,942	2,212,499	2,580,323	5,113	705	5,770	5,174	340,430,592
Cities of 100,000 to 300,000.....	4,127	4,067	2,556,182	3,567	962,754	1,220,841	3,536	423	3,903	3,541	110,357,931
Cities of 50,000 to 100,000.....	3,264	3,213	1,687,073	2,907	1,700,519	1,866,712	2,807	333	3,075	2,868	82,271,671
Cities of 25,000 to 50,000.....	4,060	3,993	1,731,651	3,549	1,677,023	1,872,223	3,419	451	3,769	3,510	79,773,121
Outside of principal cities.....	194,324	193,123	23,589,352	178,264	9,129,657	12,249,143	170,165	12,879	176,278	171,039	644,742,552
CENSUS YEAR AND CLASS OF CITY.	Total number of organizations.	DEBT ON CHURCH PROPERTY.		PARSONAGES.		EXPENDITURES.		SUNDAY SCHOOLS CONDUCTED BY CHURCH ORGANIZATIONS.			
		Number of organizations reporting.	Amount of debt reported.	Number of organizations reporting.	Value of parsonages reported.	Number of organizations reporting.	Amount reported.	Number of organizations reporting.	Number of Sunday schools reported.	Number of officers and teachers.	Number of scholars.
1916.											
United States.....	227,487	42,990	\$164,864,899	65,272	\$218,846,096	203,859	\$328,809,999	186,183	194,759	1,952,631	19,935,890
Principal cities in 1910.....	23,713	10,820	104,939,733	9,141	70,705,345	22,057	134,054,781	20,376	22,251	404,117	5,114,669
Cities of 300,000 and over.....	9,387	4,338	59,871,085	3,371	33,561,881	8,604	65,458,544	7,441	8,186	157,998	2,107,119
Cities of 100,000 to 300,000.....	4,906	2,272	17,203,445	1,750	11,536,549	4,574	24,095,290	4,415	4,820	83,935	1,015,243
Cities of 50,000 to 100,000.....	4,416	2,062	14,875,414	1,826	12,107,585	4,152	21,856,544	3,959	4,233	78,781	976,361
Cities of 25,000 to 50,000.....	5,004	2,148	12,989,789	2,194	13,499,330	4,727	22,644,403	4,561	4,952	83,403	1,015,946
Outside of principal cities.....	203,774	32,170	59,925,166	56,131	148,140,751	181,802	194,755,218	165,807	172,508	1,548,514	14,821,221
1906.											
United States.....	212,230	33,617	108,050,946	54,214	143,495,853	167,574	178,214	1,648,664	14,635,997
Principal cities in 1900.....	17,906	7,509	70,262,228	6,193	43,098,769	15,269	17,593	309,618	3,603,872
Cities of 300,000 and over.....	6,455	2,778	40,063,622	2,131	20,497,480	5,149	6,053	120,368	1,511,809
Cities of 100,000 to 300,000.....	4,127	1,769	14,052,537	1,326	8,000,528	3,624	4,140	70,873	802,078
Cities of 50,000 to 100,000.....	3,264	1,335	8,076,972	1,120	6,583,350	2,892	3,316	56,937	610,933
Cities of 25,000 to 50,000.....	4,060	1,627	8,069,097	1,616	8,017,411	3,604	4,045	61,440	679,052
Outside of principal cities.....	194,324	26,108	37,788,718	48,021	100,397,034	152,305	160,646	1,339,046	11,062,125

¹ Corrected figures; see explanation on p. 29 for change in number of members of the Roman Catholic Church.

The preceding table shows that out of 227,487 church organizations in the United States in 1916, there were 23,713 in the principal cities of the country and 203,774 outside of such cities. As stated on page 22, "although the figures are derived from schedules returned by each separate church organization, a complete return for every item on the schedule was not made for all organizations reported in the first column. This was due in some cases to direct failure to answer the question, but in most cases it was due to the fact that the question was not applicable to that particular organization." The following percentages, drawn from the above table, show the proportion of organizations reporting the various items in the principal cities, in each class of cities, and outside of the principal cities, as well as for the United States as a whole.

CENSUS YEAR AND CLASS OF CITY.	PER CENT OF TOTAL ORGANIZATIONS REPORTING—						
	Members.	Church edifices.	Value of church property.	Debt on church property.	Value of parsonages.	Amount of expenditures.	Sunday schools.
1916.							
United States.....	99.7	87.8	87.0	18.9	28.7	89.6	81.8
Principal cities in 1910.....	98.7	86.1	85.7	45.6	38.5	93.0	85.9
Cities of 300,000 and over...	97.4	81.8	81.4	46.2	35.9	91.7	79.3
Cities of 100,000 to 300,000...	99.3	88.3	87.6	46.3	35.7	93.2	90.0
Cities of 50,000 to 100,000...	99.6	89.1	88.6	46.7	41.3	94.0	89.7
Cities of 25,000 to 50,000....	99.7	89.5	89.3	42.9	43.8	94.5	91.1
Outside of principal cities.....	99.8	87.9	87.1	15.8	27.5	89.2	81.4
1906.							
United States.....	99.1	87.2	87.7	15.8	25.5	79.0
Principal cities in 1900.....	96.6	83.1	84.3	41.9	34.6	85.3
Cities of 300,000 and over...	93.2	79.2	80.2	43.0	33.0	79.8
Cities of 100,000 to 300,000...	98.5	85.7	85.8	42.9	32.1	87.8
Cities of 50,000 to 100,000...	98.6	86.0	87.9	40.9	34.3	88.6
Cities of 25,000 to 50,000....	98.2	84.2	86.5	40.1	39.8	88.8
Outside of principal cities.....	99.4	87.6	88.0	13.4	24.7	78.4

The above percentages show that of the two items for which there should have been a full report—members and expenditures—the return for the former was not so good in cities as outside, but the return for the latter was much better. This would indicate that the membership rolls are not so carefully kept in cities as in the smaller areas, but that the system of keeping the financial statements is better. Of the other items, which are not applicable to all organizations, the summary shows considerable variation in the returns in cities as compared with the area outside. For instance, a smaller percentage reported church edifices, indicating that rented halls, etc., are more used in cities than outside, and, similarly, the percentage reporting value of church property was less; but of the other items the proportion in cities exceeded very largely the proportion shown for organizations outside of cities. Only 15.8 per cent of the organizations outside of cities reported debt on church property, while 45.6 per cent showed such debt in cities. Value of

parsonages was reported by 38.5 per cent in cities as against 27.5 per cent outside, and 85.9 per cent reported Sunday schools in the former as against 81.4 per cent in the latter.

As compared with 1906, a higher percentage of organizations made report concerning each item in 1916 in the principal cities and also, with one exception, in the areas outside of such cities.

Average per organization.—The following statement, derived from Table 39, shows for the United States, for each principal class of cities, and for the area outside of the principal cities, the average per organization reporting for six of the principal items of inquiry in 1916:

CLASS OF CITY.	AVERAGE PER ORGANIZATION REPORTING IN 1916—					
	Number of members.	Value of church property.	Debt on church property.	Value of parsonages.	Expenditures.	Number of Sunday school scholars.
United States.....	185	\$8,476	\$3,835	\$3,353	\$1,613	107
Principal cities in 1910.....	653	40,568	9,699	7,735	6,078	251
Cities of 300,000 and over...	841	59,584	13,802	9,956	7,608	283
Cities of 100,000 to 300,000...	564	30,742	7,572	6,592	5,268	230
Cities of 50,000 to 100,000....	568	30,101	7,214	6,631	5,264	247
Cities of 25,000 to 50,000....	472	26,672	6,047	6,153	4,790	223
Outside of principal cities.....	131	4,802	1,863	2,639	1,071	89

The above statement shows that, while the average number of members per organization reporting was 185 for the entire United States, it was 653 for the principal cities and only 131 for the area outside of the principal cities. The average varied greatly in the different classes of cities, being 841 in cities of the first class, 564 in cities of the second class, 568 in cities of the third class, and 472 in cities of the fourth class. Similarly, the average value of church property per organization reporting was several times as large in the principal cities as in the areas outside of these cities; and in the principal cities the average value varied with the size of the cities. Likewise in the case of each other item presented in the statement, the average per organization reporting was far higher for the principal cities than for the areas outside of these cities, and in the principal cities the average usually varied with the size of the cities.

DISTRIBUTION BY CLASSES OF CITIES.

In the following table, the total for each principal item of inquiry in 1916, 1906, and 1890, respectively, is distributed by number and per cent among the different classes of cities and the area outside of the principal cities. It will be noted that the number of items of inquiry was larger in 1916 than in 1906, and larger in 1906 than in 1890.

SUMMARY OF STATISTICS FOR CITIES.

TABLE 42.—DISTRIBUTION OF THE PRINCIPAL RELIGIOUS STATISTICS, BY CLASSES OF CITIES: 1916, 1906, AND 1890.

CENSUS YEAR AND ITEM.	Total for United States, number or amount.	PRINCIPAL CITIES.										OUTSIDE OF PRINCIPAL CITIES.	
		Total.		Cities of 300,000 and over.		Cities of 100,000 to 300,000.		Cities of 50,000 to 100,000.		Cities of 25,000 to 50,000.		Number or amount.	Per cent.
		Number or amount.	Per cent.	Number or amount.	Per cent.	Number or amount.	Per cent.	Number or amount.	Per cent.	Number or amount.	Per cent.		
1916.													
Number of cities in 1910.....	226	226	18	32	59	117
Population, 1916 (estimated)....	102,017,312	33,334,907	32.7	17,535,610	17.2	6,098,864	6.0	5,013,690	4.9	4,686,743	4.6	68,682,405	67.3
Organizations.....	227,487	23,713	10.4	9,387	4.1	4,906	2.2	4,416	1.9	5,004	2.2	203,774	89.6
Members.....	41,928,854	15,291,245	36.5	7,686,860	18.3	2,751,017	6.6	2,495,401	6.0	2,357,967	5.6	26,635,609	63.5
Church edifices.....	203,432	21,237	10.4	8,022	3.9	4,408	2.2	4,081	2.0	4,666	2.3	182,195	89.6
Value of church property.....	\$1,676,600,582	\$824,216,547	49.2	\$455,163,720	27.1	\$132,128,314	7.9	\$117,754,240	7.0	\$119,170,273	7.1	\$852,384,035	50.8
Debt on church property.....	\$164,864,899	\$104,939,733	63.7	\$59,871,085	36.3	\$17,203,445	10.4	\$14,875,414	9.0	\$12,989,789	7.9	\$59,925,166	36.3
Value of parsonages.....	\$218,846,096	\$70,705,345	32.3	\$33,561,881	15.3	\$11,536,549	5.3	\$12,107,585	5.5	\$13,499,330	6.2	\$148,140,751	67.7
Expenditures.....	\$328,809,999	\$134,054,781	40.8	\$65,458,544	19.9	\$24,095,290	7.3	\$21,856,544	6.6	\$22,644,403	6.9	\$194,755,218	59.2
Sunday schools.....	194,759	22,251	11.4	8,186	4.2	4,820	2.5	4,293	2.2	4,952	2.5	172,508	88.6
Sunday school scholars.....	19,935,890	5,114,669	25.7	2,107,119	10.6	1,015,243	5.1	976,361	4.9	1,015,946	5.1	14,821,221	74.3
1906.													
Number of cities in 1900.....	160	160	11	27	40	82
Population, 1906 (estimated)....	85,837,372	23,632,153	27.5	11,519,172	13.4	5,319,883	6.2	3,322,515	3.9	3,470,583	4.0	62,205,219	72.5
Organizations.....	212,230	17,906	8.4	6,455	3.0	4,127	1.9	3,264	1.5	4,060	1.9	194,324	91.6
Members.....	1,35,068,058	1,11,478,706	32.7	1,5,503,800	15.7	1,2,556,182	7.3	1,1,687,073	4.8	1,1,731,651	4.9	1,23,589,352	67.3
Church edifices.....	192,795	16,517	8.6	5,770	3.0	3,903	2.0	3,075	1.6	3,769	2.0	176,278	91.4
Value of church property.....	\$1,257,575,867	\$612,833,315	48.7	\$340,430,592	27.1	\$110,357,931	8.8	\$82,271,671	6.5	\$79,773,121	6.3	\$644,742,552	51.3
Debt on church property.....	\$108,050,946	\$70,262,228	65.0	\$40,063,622	37.1	\$14,052,537	13.0	\$8,076,972	7.5	\$8,069,097	7.5	\$37,788,718	35.0
Value of parsonages.....	\$143,495,853	\$43,098,769	30.0	\$20,497,480	14.3	\$8,000,528	5.6	\$6,583,350	4.6	\$8,017,411	5.6	\$100,397,084	70.0
Sunday schools.....	178,214	17,568	9.9	6,058	3.4	4,149	2.3	3,316	1.9	4,045	2.3	160,646	90.1
Sunday school scholars.....	14,685,997	3,603,872	24.5	1,511,809	10.3	802,078	5.5	610,933	4.2	679,052	4.6	11,082,125	75.5
1890.													
Number of cities.....	124	124	7	21	30	66
Population.....	62,947,714	13,989,568	22.2	5,803,144	9.2	3,894,816	6.2	2,022,822	3.2	2,268,786	3.6	48,958,146	77.8
Organizations.....	165,151	10,241	6.2	3,117	1.9	2,840	1.7	1,359	1.1	2,425	1.5	154,910	93.8
Members.....	1,21,099,432	1,5,832,696	26.9	1,2,379,183	11.0	1,1,634,068	7.5	1,856,324	3.9	1,963,121	4.4	1,15,866,736	73.1
Church edifices.....	142,487	9,722	6.8	2,950	2.1	2,693	1.9	1,805	1.3	2,274	1.6	132,765	93.2
Value of church property.....	\$679,426,489	\$313,537,247	46.1	\$146,916,242	21.6	\$79,422,746	11.7	\$42,693,776	6.3	\$44,504,483	6.6	\$365,889,242	53.9

¹ Corrected figures; see explanation on p. 29 for change in number of members of the Roman Catholic Church.

In 1916 the estimated population of the 226 principal cities was 33,334,907, or 32.7 per cent of the total estimated population of the United States; there were reported in these cities 23,713 organizations, or 10.4 per cent of the total number, and 15,291,245 members, or 36.5 per cent of the total number. Thus, in the principal cities, in 1916, there was 1 organization reported to every 1,406 of the estimated population, while for the country outside of such cities the proportion was 1 to every 337 of the population. The principal cities, in 1916, had the same proportion of the total number of church edifices as of organizations—10.4 per cent. However, with but 10.4 per cent of the church organizations and edifices, respectively, the principal cities reported 49.2 per cent of the total value of church property and 63.7 per cent of the total debt on church property. Of the total value of parsonages, 32.3 per cent was reported by the principal cities and 67.7 per cent by areas outside of the principal cities; and of the total expenditures, 40.8 per cent were reported by the principal cities and 59.2 per cent by areas outside of the principal cities. The proportion of the total number of Sunday schools reported by the principal cities—11.4 per cent—was slightly larger than the proportion of the total organizations reported by them—10.4 per cent—but the proportion of the total Sunday school scholars reported by the principal cities—25.7 per cent—was considerably below the proportion of the total number of church members reported by them—36.5 per cent. As compared with the proportion of the total membership reported by

the principal cities in 1916, they reported a low proportion of the total organizations, church edifices, value of parsonages, Sunday schools, and Sunday school scholars, and a rather high proportion of the total value of church property, debt on church property, and expenditures.

Each class of cities, in 1916, reported a larger proportion of the total church membership than of the total population, and a larger proportion of the total church membership than of the total organizations, church edifices, Sunday schools, or Sunday school scholars. On the other hand, each class of cities reported a smaller proportion of the total church membership than of the total value of church property, the total debt on church property, or the total expenditures. Of the total membership reported by the principal cities in 1916, slightly over one-half was in cities of 300,000 inhabitants and over, somewhat over one-sixth in cities of 100,000 to 300,000, slightly under one-sixth in cities of 50,000 to 100,000 and slightly under one-sixth in cities of 25,000 to 50,000. The number of Sunday school scholars, as related to the number of church members, was much smaller in cities of 300,000 inhabitants and over than in any of the other three classes of cities.

As compared with 1906, the principal cities in 1916 show an increase in the proportion they report of the total for the United States in the case of each item of inquiry covered at the two censuses, except the amount of debt on church property, of which the principal cities reported 63.7 per cent in 1916 as against 65 per cent in 1906. However, the changes from 1906 to

1916 have varied for the different classes of cities. The cities of 300,000 inhabitants and over show an increase from 1906 to 1916 in the proportion of the total they report for the different items, except that they report the same proportion of the value of church property at each date and a slightly smaller proportion of the total debt on church property in 1916 than in 1906. The cities of 100,000 to 300,000 inhabitants report a smaller proportion of the total population, of the total membership, of the total value of church property, of the total debt on church property, of the total value of parsonages, and of the total number of Sunday school scholars, in 1916 than in 1906. The cities of 50,000 to 100,000, however, and also the

cities of 25,000 to 50,000, report in 1916 a larger proportion of the total in the case of each item than was reported by similar groups of cities in 1906.

A comparison of the items that were covered in 1890, as well as in the other two censuses, shows that the changes in the proportions, noted above, were similar at the former period, namely, a decrease shown by the group of cities from 100,000 to 300,000 in the proportions of members and value of church property, with a general increase for the other classes of cities and for all cities combined.

Distribution of members by sex.—The following table shows, for the different classes of cities, the distribution of members by sex, in 1916 and in 1906:

TABLE 43.—MEMBERS REPORTED BY SEX, FOR ALL DENOMINATIONS, BY CLASSES OF CITIES: 1916 AND 1906.

CENSUS YEAR AND CLASS OF CITY.	Total number of members reported.	MEMBERS REPORTED BY SEX.					
		Total.		Male.		Female.	
		Number.	Per cent of all members.	Number.	Per cent of total.	Number.	Per cent of total.
1916.							
United States.....	41,926,854	35,644,162	85.0	15,653,958	43.9	19,990,204	56.1
Principal cities in 1910.....	15,291,245	12,483,592	81.6	5,669,358	45.4	6,814,234	54.6
Cities of 300,000 and over.....	7,686,860	6,012,626	78.2	2,773,935	46.1	3,238,691	53.9
Cities of 100,000 to 300,000.....	2,751,017	2,327,177	84.6	1,041,684	44.8	1,285,493	55.2
Cities of 50,000 to 100,000.....	2,495,401	2,061,714	82.6	931,013	45.2	1,130,701	54.8
Cities of 25,000 to 50,000.....	2,357,967	2,082,075	88.3	922,726	44.3	1,159,349	55.7
Outside of principal cities.....	26,635,609	23,160,570	87.0	9,984,600	43.1	13,175,970	56.9
1906.							
United States.....	35,068,058	31,471,694	89.7	13,682,452	43.5	17,789,242	56.5
Principal cities in 1900.....	11,478,706	10,092,894	87.9	4,552,795	45.1	5,540,099	54.9
Cities of 300,000 and over.....	5,503,800	4,792,823	87.1	2,212,499	46.2	2,580,323	53.8
Cities of 100,000 to 300,000.....	2,556,182	2,183,595	85.4	962,754	44.1	1,220,841	55.9
Cities of 50,000 to 100,000.....	1,687,073	1,567,271	92.9	700,519	44.7	866,752	55.3
Cities of 25,000 to 50,000.....	1,731,651	1,549,246	89.5	677,023	43.7	872,223	56.3
Outside of principal cities.....	23,589,352	21,378,800	90.6	9,129,657	42.7	12,249,143	57.8

¹ Corrected figures; see explanation on p. 29 for change in number of members of the Roman Catholic Church.

The table shows that, of the 41,926,854 church members reported in 1916 in the United States, 35,644,162, or 85 per cent, were reported by sex. Of the church members living in cities of 25,000 or more in 1916, only 81.6 per cent were reported by sex as against 87 per cent of the members living outside of such cities. The best return by sex was made by church organizations in cities of 25,000 to 50,000, of which 88.3 per cent of the members were reported by sex, and the lowest by church organizations in cities of 300,000 or more, of which only 78.2 per cent of the members were so reported. The table shows that the return by sex was much better in 1906 than in 1916.

Of the 35,644,162 church members reported by sex, 43.9 per cent were male and 56.1 per cent were female, these proportions being practically the same as in 1906. The highest percentage of males was shown in the group of cities of 300,000 and over, but as stated above, this was the group showing the lowest proportion for which sex was reported. However, the highest percentage of males was also shown by this class of cities in 1906 when the proportion report-

ing sex was much higher than in 1916. Although this class of cities showed the highest proportion of males at each census, it is the only class which did not show a slight increase in the proportion in 1916 over 1906. At each census the proportion of males among church members was higher in all the cities combined than in the area outside of cities.

DISTRIBUTION OF MEMBERS BY PRINCIPAL DENOMINATIONS.

The following table presents for 1916, first, a number and per cent distribution of the total membership of each principal denomination among the specified classes of cities and the area outside; and, second, a per cent distribution of the membership of each class of community by principal denominations. The denominations represented are those for which 100,000 or more members were reported in 1916. Diagram 4, on page 122, also shows the proportions, in these denominations, of membership reported for the principal cities as compared with the membership outside of cities.

SUMMARY OF STATISTICS FOR CITIES.

TABLE 44.—MEMBERS DISTRIBUTED ACCORDING TO CLASSES OF CITIES, BY PRINCIPAL DENOMINATIONS: 1916.

[The denominations presented in this table reported 100,000 members or more in 1916.]

DENOMINATION.	MEMBERS: 1916.										PER CENT DISTRIBUTION OF MEMBERS: 1916.						
	United States.	In cities of 300,000 and over.		In cities of 100,000 to 300,000.		In cities of 50,000 to 100,000.		In cities of 25,000 to 50,000.		Outside of principal cities.		United States.	In cities of 300,000 and over.	In cities of 100,000 to 300,000.	In cities of 50,000 to 100,000.	In cities of 25,000 to 50,000.	Outside of principal cities.
		Number.	Per cent of total.	Number.	Per cent of total.	Number.	Per cent of total.	Number.	Per cent of total.	Number.	Per cent of total.						
All denominations.....	41,926,854	7,686,860	18.3	2,751,017	6.6	2,495,401	6.0	2,357,967	5.6	26,635,609	63.5	100.0	100.0	100.0	100.0	100.0	100.0
Baptist bodies:																	
Baptists—																	
Northern Baptist Convention.....	1,232,135	202,085	16.4	92,463	7.5	76,470	6.2	88,023	7.1	773,094	62.7	2.9	2.6	3.4	3.1	3.7	2.9
Southern Baptist Convention.....	2,708,870	20,657	0.8	72,459	2.7	46,031	1.7	68,075	2.5	2,501,648	92.4	6.5	0.3	2.6	1.8	2.9	9.4
National Baptist Convention.....	2,938,579	134,773	4.6	130,350	4.4	90,640	3.1	104,824	3.6	2,477,992	84.3	7.0	1.8	4.7	3.6	4.4	9.3
Brethren, German Baptist (Dunkers):																	
Church of the Brethren (Conservative).....	105,102	2,664	2.5	981	0.9	3,445	3.3	3,046	2.9	94,966	90.4	0.3	(1)	(1)	0.1	0.1	0.4
Christian Church (Christian Convention).....	118,737	118,737	100.0	1,792	1.5	2,355	2.0	1,565	1.3	112,883	95.1	0.3	(1)	0.1	0.1	0.1	0.4
Churches of Christ.....	317,937	1,798	0.6	6,400	2.0	3,941	1.2	2,282	0.7	303,516	95.5	0.8	(1)	0.2	0.2	0.1	1.1
Congregational Churches.....	791,274	95,942	12.1	71,787	9.1	51,225	6.5	63,698	8.1	508,622	64.3	1.9	1.2	2.6	2.1	2.7	1.9
Disciples of Christ.....	1,226,028	42,394	3.5	55,284	4.5	57,658	4.7	52,042	4.2	1,018,650	83.1	2.9	0.6	2.0	2.3	2.2	3.8
Eastern Orthodox Churches:																	
Greek Church (Hellenic).....	119,871	54,055	45.1	26,767	22.3	15,585	13.0	4,540	3.8	18,924	15.8	0.3	0.7	1.0	0.6	0.2	0.1
Evangelical Association.....	120,756	11,309	9.4	5,720	4.7	7,329	6.1	5,652	4.7	90,746	75.1	0.3	0.1	0.2	0.3	0.2	0.3
German Evangelical Synod.....	339,859	86,706	25.5	22,039	6.5	13,601	4.0	17,634	5.2	199,873	58.8	0.8	1.1	0.8	0.5	0.7	0.8
Jewish congregations.....	357,135	209,523	58.7	50,024	14.0	37,084	10.4	27,277	7.6	33,227	9.3	0.9	2.7	1.8	1.5	1.2	0.1
Latter Day Saints:																	
Church of Jesus Christ.....	403,388	4,022	1.0	4,463	1.1	50,392	12.5	16,365	4.1	328,146	81.3	1.0	0.1	0.2	2.0	0.7	1.2
Lutheran bodies:																	
General Synod.....	370,715	50,293	13.6	18,867	5.1	27,615	7.4	25,882	7.0	248,058	66.9	0.9	0.7	0.7	1.1	1.1	0.9
General Council.....	540,642	97,282	18.0	35,184	6.5	45,474	8.4	43,637	8.1	319,065	59.0	1.3	1.3	1.3	1.8	1.9	1.2
Synodical Conference.....	777,701	158,054	20.3	22,882	2.9	26,503	3.4	41,326	5.3	528,936	68.0	1.9	2.1	0.8	1.1	1.8	2.0
Norwegian Lutheran Church—																	
Synod for Norwegian Church.....	112,673	7,395	6.6	2,636	2.3	745	0.7	1,621	1.4	100,276	89.0	0.3	0.1	(1)	(1)	0.1	0.4
United Norwegian Church.....	176,084	6,124	3.5	1,371	0.8	1,710	1.0	3,591	2.0	163,288	92.7	0.4	0.2	(1)	(1)	0.2	0.6
Joint Synod of Ohio.....	164,968	16,835	10.2	12,052	7.3	7,614	4.6	4,699	2.8	123,768	75.0	0.4	0.2	0.4	0.3	0.2	0.5
Synod of Iowa.....	130,793	3,413	2.6	4,334	3.3	3,186	2.4	6,240	4.8	113,614	86.9	0.3	(1)	0.2	0.1	0.3	0.4
Methodist bodies:																	
Methodist Episcopal.....	3,717,785	322,192	8.7	163,744	4.4	162,989	4.4	189,993	5.1	2,878,867	77.4	8.9	4.2	6.0	6.5	8.1	10.8
Methodist Protestant.....	180,908	12,224	6.5	2,422	1.3	1,279	0.7	2,543	1.4	158,440	90.1	0.4	0.2	0.1	0.1	0.1	0.6
Methodist Episcopal, South.....	2,114,479	20,000	0.9	75,599	3.6	48,354	2.3	70,683	3.3	1,899,837	89.8	5.0	0.3	2.7	1.9	3.0	7.1
African Methodist Episcopal.....	648,355	40,134	7.3	28,410	5.2	29,276	5.3	27,874	5.1	422,661	77.1	1.9	0.5	1.0	1.2	1.3	1.6
African Methodist Episcopal Zion.....	257,169	26,158	10.2	9,961	3.9	7,929	3.1	14,791	5.8	198,330	77.1	0.6	0.3	0.4	0.3	0.6	0.7
Colored Methodist Episcopal.....	245,749	4,110	1.7	8,980	3.7	4,824	2.0	7,532	3.1	220,303	89.6	0.6	0.1	0.3	0.2	0.3	0.8
Presbyterian bodies:																	
Presbyterian Church in the United States of America.....	1,611,251	288,100	17.9	103,606	6.4	91,920	5.7	111,814	6.9	1,015,811	63.0	3.8	3.7	3.8	3.7	4.7	3.8
United Presbyterian.....	160,726	29,647	18.4	7,868	4.9	6,092	3.8	7,873	4.9	101,246	63.0	0.4	0.4	0.3	0.2	0.3	0.4
Presbyterian Church in the United States.....	357,769	7,010	2.0	29,425	8.2	19,622	5.5	26,128	7.3	275,584	77.0	0.9	0.1	1.1	0.8	1.1	1.0
Protestant Episcopal Church.....	1,092,821	316,568	29.0	109,398	10.0	91,177	8.3	90,820	8.3	494,858	44.4	2.6	4.1	4.0	3.7	3.9	1.8
Reformed bodies:																	
Reformed Church in America.....	144,929	35,509	24.5	15,476	10.7	6,529	4.5	6,719	4.6	80,696	55.7	0.3	0.5	0.6	0.3	0.3	0.3
Reformed Church in the United States.....	344,374	31,779	9.2	11,563	3.4	33,363	9.7	18,369	5.3	243,300	72.4	0.8	0.4	0.4	1.3	0.8	0.9
Roman Catholic Church.....	15,721,815	5,081,930	32.3	1,414,549	9.0	1,304,999	8.3	1,087,324	6.9	6,833,013	43.5	37.5	66.1	51.4	52.3	46.1	25.7
United Brethren bodies:																	
United Brethren in Christ.....	348,828	6,721	1.9	11,347	3.3	15,487	4.4	11,114	3.2	304,159	87.2	0.8	0.1	0.4	0.6	0.5	1.1
All other denominations.....	2,020,655	259,306	12.8	120,814	6.0	102,958	5.1	102,365	5.1	1,435,212	71.0	4.8	3.4	4.4	4.1	4.3	5.4

1 Less than one-tenth of 1 per cent.


The table shows that of the total members reported in 1916 for all denominations in the United States, 7,686,860, or 18.3 per cent, were in cities of 300,000 inhabitants and over; 2,751,017, or 6.6 per cent, in cities of 100,000 to 300,000 inhabitants; 2,495,401, or 6 per cent, in cities of 50,000 to 100,000 inhabitants; 2,357,967, or 5.6 per cent, in cities of 25,000 to 50,000 inhabitants; and 26,635,609, or 63.5 per cent, in areas outside of the principal cities. Thus, in the entire United States in 1916, somewhat over one-third (36.5 per cent) of church members were in the principal cities and somewhat less than two-thirds (63.5 per cent) in areas outside of the principal cities. In comparison, of the total estimated population in 1916, slightly less than one-third (32.7 per cent) was in the principal cities and slightly more than two-thirds (67.3 per cent) was in areas outside of the principal cities.

The respective denominations show very marked variations in the distribution of their membership among the different areas. Most of the denominations reported a rather large majority of their members in areas outside of the principal cities, the proportion so

reported being over 75 per cent for 19 of the 34 denominations presented in the table. Six denominations reported over 90 per cent of their members in areas outside of the principal cities: Churches of Christ, 95.5 per cent; Christian Church (Christian Convention), 95.1 per cent; United Norwegian Lutheran Church, 92.7 per cent; Southern Baptist Convention, 92.4 per cent; Church of the Brethren (Conservative), 90.4 per cent; and Methodist Protestant Church, 90.1 per cent. On the other hand, 4 different denominations reported a majority of their members as being in the principal cities: Jewish congregations, 90.7 per cent; Greek Church (Hellenic), 84.2 per cent; Roman Catholic Church, 56.5 per cent; and the Protestant Episcopal Church, 55.6 per cent. These 4 denominations also reported a high proportion of their membership in cities of 300,000 inhabitants or more. Other denominations which reported a high percentage of their membership in cities of this class are: German Evangelical Synod of North America, Reformed Church in America, Lutheran Synodical Conference, and United Presbyterian Church.

RELIGIOUS BODIES.

DIAGRAM 4.—PER CENT OF CHURCH MEMBERS IN PRINCIPAL CITIES AND OUTSIDE, FOR DENOMINATIONS REPORTING 100,000 OR MORE: 1916.



That portion of the table giving a per cent distribution of the membership of each group shows that the Roman Catholic Church constituted two-thirds of the membership in cities of 300,000 and over, more than one-half in each of the groups of 100,000 to 300,000 and 50,000 to 100,000, nearly one-half (46.1 per cent) of that in cities of 25,000 to 50,000, and approximately one-fourth of the membership outside of cities. In each group of cities the Methodist Episcopal Church is second in the proportion of membership represented, the only other denominations reporting more than 3 per cent in any group being the Protestant Episcopal Church, the Presbyterian Church in the United States of America, and the Baptists (Northern and

National Conventions). In the area outside of principal cities the Methodist Episcopal Church is again second, with 10.8 per cent; followed by the Southern Baptist Convention, with 9.4 per cent; and the National Baptist Convention, with 9.3 per cent.

Distribution by individual cities.—Table 45 shows, for 1916 and 1906, the number and per cent distribution, by principal denominations, of the total church membership reported in each of the 50 cities having a population of 100,000 or more in 1910. The table includes those denominations which represented 1 per cent or more of the total membership of the city in 1916 and combined covered about 90 per cent of the total membership reported.

TABLE 45.—DISTRIBUTION OF CHURCH MEMBERS IN EACH CITY HAVING, IN 1910, 100,000 INHABITANTS OR MORE, BY PRINCIPAL DENOMINATIONS: 1916 AND 1906.

CITY AND DENOMINATION.	MEMBERS.			
	1916		1906	
	Number.	Per cent of total.	Number.	Per cent of total.
ALBANY, N. Y.				
All denominations.....	61,261	100.0	1 66,414	100.0
Roman Catholic Church.....	39,769	64.9	1 45,345	68.3
Protestant Episcopal Church.....	3,831	6.3	3,983	6.0
Presbyterian Church in the United States of America.....	3,525	5.8	3,563	5.4
Baptists—Northern Convention.....	2,472	4.0	2,804	4.2
Lutheran—General Council.....	2,438	4.0	2,268	3.4
Methodist Episcopal Church.....	2,305	3.8	1,959	2.9
Reformed Church in America.....	2,232	3.6	1,907	2.9
Jewish congregations.....	1,250	2.0	2 484	0.7
Lutheran—Synodical Conference.....	928	1.5	1,127	1.7
Lutheran—General Synod.....	588	1.0	373	0.6
All other denominations.....	1,923	3.1	2,601	3.9
ATLANTA, GA.				
All denominations.....	78,878	100.0	1 60,375	100.0
Methodist Episcopal Church, South.....	16,320	20.7	11,501	19.0
Baptists—Southern Convention.....	15,389	19.5	10,462	17.3
Baptists—National Convention.....	15,294	19.4	11,754	19.5
African Methodist Episcopal Church.....	6,406	8.1	5,470	9.1
Presbyterian Church in the United States.....	5,849	7.4	4,067	6.7
Roman Catholic Church.....	4,802	6.1	1 5,975	9.9
Methodist Episcopal Church.....	2,730	3.5	2,101	3.5
Protestant Episcopal Church.....	2,539	3.2	2,332	3.9
Disciples of Christ.....	1,949	2.5	947	1.6
Congregational Churches.....	1,783	2.3	1,138	1.9
Jewish congregations.....	1,545	2.0	2 250	0.4
Colored Methodist Episcopal.....	860	1.1	1,019	1.7
All other denominations.....	3,412	4.3	3,359	5.6
BALTIMORE, MD.				
All denominations.....	296,599	100.0	1 242,685	100.0
Roman Catholic Church.....	137,730	46.4	1 118,114	48.7
Methodist Episcopal Church.....	30,217	10.2	24,605	10.1
Baptists—National Convention.....	24,648	8.3	16,081	6.6
Protestant Episcopal Church.....	17,209	5.8	16,812	6.9
Lutheran—General Synod.....	12,259	4.1	7,743	3.2
Jewish congregations.....	11,775	4.0	2 2,042	0.8
Presbyterian Church in the United States of America.....	9,105	3.1	8,224	3.4
Baptists—Southern Convention.....	8,863	3.0	7,461	3.1
Methodist Protestant Church.....	6,363	2.1	3,417	1.4
Reformed Church in the United States.....	5,570	1.9	4,496	1.9
African Methodist Episcopal Church.....	5,204	1.8	4,283	1.8
German Evangelical Synod.....	4,312	1.5	7,105	2.9
Lutheran—Synodical Conference.....	3,279	1.1	3,188	1.3
All other denominations.....	20,065	6.8	19,114	7.9
BIRMINGHAM, ALA.				
All denominations.....	77,145	100.0	1 27,578	100.0
Baptists—National Convention.....	20,145	26.1	4,029	14.6
Methodist Episcopal Church, South.....	15,477	20.1	3,919	14.2
Roman Catholic Church.....	12,651	16.4	1 7,965	28.9
Baptists—Southern Convention.....	8,420	10.9	2,059	7.5
Presbyterian Church in the United States.....	3,703	4.8	2,088	7.6
African Methodist Episcopal Zion Church.....	2,452	3.2	1,082	3.9
African Methodist Episcopal Church.....	2,290	3.0	970	3.5
BIRMINGHAM, ALA.—continued.				
Protestant Episcopal Church.....	2,224	2.9	1,310	4.8
Methodist Episcopal Church.....	1,866	2.4	651	2.4
Colored Methodist Episcopal Church.....	1,501	1.9	498	1.8
Jewish congregations.....	1,300	1.7	2 375	1.4
Greek Orthodox Church (Hellenic).....	900	1.2	302	1.1
All other denominations.....	4,216	5.5	2,330	8.4
BOSTON, MASS.				
All denominations.....	401,498	100.0	1 422,423	100.0
Roman Catholic Church.....	294,914	73.5	1 304,631	72.1
Jewish congregations.....	17,975	4.5	2 1,735	0.4
Protestant Episcopal Church.....	17,790	4.4	13,352	3.2
Baptists—Northern Convention.....	15,959	4.0	13,790	3.3
Congregational Churches.....	15,458	3.9	12,127	2.9
Unitarians.....	9,327	2.3	6,854	1.6
Methodist Episcopal Church.....	9,053	2.3	7,063	1.7
All other denominations.....	21,022	5.2	62,871	14.9
BRIDGEPORT, CONN.				
All denominations.....	82,170	100.0	1 57,313	100.0
Roman Catholic Church.....	61,369	74.7	1 42,511	74.2
Protestant Episcopal Church.....	3,603	4.4	2,634	4.6
Congregational Churches.....	3,172	3.9	2,878	5.0
Russian Orthodox Church.....	2,563	3.1	645	1.1
Methodist Episcopal Church.....	2,530	3.1	2,230	3.9
Baptists—Northern Convention.....	1,915	2.3	1,423	2.5
Reformed Church in the United States.....	1,260	1.5	757	1.3
Jewish congregations.....	850	1.0	2 270	0.5
Presbyterian Church in the United States of America.....	803	1.0	575	1.0
All other denominations.....	4,105	5.0	3,390	5.9
BUFFALO, N. Y.				
All denominations.....	277,045	100.0	1 217,607	100.0
Roman Catholic Church.....	193,220	69.7	1 148,700	68.3
German Evangelical Synod.....	11,902	4.3	13,256	6.1
Methodist Episcopal Church.....	10,333	3.7	7,472	3.4
Protestant Episcopal Church.....	10,004	3.6	8,483	3.9
Presbyterian Church in the United States of America.....	8,441	3.0	6,140	2.8
Lutheran—General Council.....	8,140	2.9	6,858	3.2
Polish National Catholic Church.....	7,000	2.5	3,500	1.6
Baptists—Northern Convention.....	6,029	2.2	5,584	2.6
Lutheran—Synodical Conference.....	4,374	1.6	4,437	2.0
Reformed Church in the United States.....	4,342	1.6	3,374	1.6
All other denominations.....	13,260	4.8	9,803	4.5
CAMBRIDGE, MASS.				
All denominations.....	45,210	100.0	1 51,727	100.0
Roman Catholic Church.....	28,206	62.4	1 38,874	75.2
Baptists—Northern Convention.....	3,422	7.6	2,918	5.6
Protestant Episcopal Church.....	3,239	7.2	1,950	3.8
Congregational Churches.....	2,593	5.7	2,972	5.7
Methodist Episcopal Church.....	1,815	4.0	1,113	2.2
Unitarians.....	1,218	2.7	747	1.4
Jewish congregations.....	1,005	2.2	2 65	0.1
Armenian Church.....	600	1.3	437	0.8
Greek Orthodox Church (Hellenic).....	500	1.1
All other denominations.....	2,612	5.8	2,651	5.1

¹ Corrected figures; see explanation on p. 29 for change in number of members of the Roman Catholic Church.

² Heads of families only.

TABLE 45.—DISTRIBUTION OF CHURCH MEMBERS IN EACH CITY HAVING, IN 1910, 100,000 INHABITANTS OR MORE, BY PRINCIPAL DENOMINATIONS: 1916 AND 1906—Continued.

CITY AND DENOMINATION.	MEMBERS.				CITY AND DENOMINATION.	MEMBERS.					
	1916		1906			1916		1906			
	Number.	Per cent of total.	Number.	Per cent of total.		Number.	Per cent of total.	Number.	Per cent of total.		
CHICAGO, ILL.				DENVER, COLO.—continued.							
All denominations.....	1,058,785	100.0	1,933,811	100.0	Baptists—Northern Convention.....	4,438	6.2	3,989	6.3		
Roman Catholic Church.....	718,114	67.8	1,660,134	71.7	Congregational Churches.....	3,768	5.2	3,223	5.1		
Lutheran—Synodical Conference ²	40,646	3.8	40,598	4.3	Protestant Episcopal Church.....	3,672	5.1	2,712	4.3		
Methodist Episcopal Church.....	33,676	3.2	29,456	3.2	Disciples of Christ.....	2,467	3.4	2,111	3.3		
Jewish congregations.....	30,552	2.9	* 4,703	0.5	Jewish congregations.....	2,000	2.8	* 703	1.1		
Presbyterian Church in the United States of America.....	27,408	2.6	21,341	2.3	Baptists—National Convention.....	1,256	1.7		
Baptists—Northern Convention.....	24,487	2.3	18,022	1.9	African Methodist Episcopal Church.....	1,153	1.6	572	0.9		
Protestant Episcopal Church.....	22,233	2.1	19,275	2.1	Buddhists—Japanese temples.....	911	1.3		
German Evangelical Synod.....	21,234	2.0	17,053	1.8	Lutheran—General Synod.....	870	1.2	433	0.7		
Lutheran—General Council.....	16,138	1.5	11,930	1.3	Lutheran—General Council.....	741	1.0	429	0.7		
Congregational Churches.....	15,448	1.5	15,621	1.7	All other denominations.....	7,213	10.0	7,065	11.2		
Baptists—National Convention.....	11,822	1.1	5,784	0.6	DETROIT, MICH.						
Greek Orthodox Church (Hellenic).....	11,200	1.1	10,000	1.1	All denominations.....	330,600	100.0	1,216,832	100.0		
All other denominations.....	85,827	8.1	70,894	7.6	Roman Catholic Church.....	204,796	61.9	1,151,149	69.7		
CINCINNATI, OHIO.				FALL RIVER, MASS.							
All denominations.....	167,028	100.0	1,178,406	100.0	All denominations.....	91,373	100.0	1,82,853	100.0		
Roman Catholic Church.....	101,931	61.0	1,124,074	70.0	Roman Catholic Church.....	78,570	86.0	1,73,171	88.3		
Methodist Episcopal Church.....	12,268	7.3	8,643	4.8	Protestant Episcopal Church.....	17,758	5.4	11,976	5.5		
Presbyterian Church in the United States of America.....	9,269	5.5	7,596	4.3	Baptists—Northern Convention.....	16,238	4.9	8,441	3.9		
Evangelical Protestant Church ²	6,538	3.9	8,218	4.6	Presbyterian Church in the United States of America.....	14,113	4.3	8,252	3.8		
Protestant Episcopal Church.....	5,623	3.4	4,308	2.4	Protestant Episcopal Church.....	10,915	3.3	8,641	3.7		
Baptists—National Convention.....	5,524	3.3	3,588	2.0	Baptists—Northern Convention.....	9,600	2.9	5,570	2.6		
Baptists—Northern Convention.....	5,124	3.1	4,179	2.3	German Evangelical Synod.....	7,899	2.4	7,214	3.3		
German Evangelical Synod.....	3,775	2.3	3,275	1.8	Lutheran—Joint Synod of Ohio.....	6,504	2.0	4,510	2.1		
Disciples of Christ.....	3,354	2.0	2,913	1.6	Russian Orthodox Church.....	4,955	1.5		
Jewish congregations.....	2,075	1.2	* 1,680	0.9	Jewish congregations.....	4,686	1.4	* 1,131	0.5		
All other denominations.....	11,547	6.9	9,052	5.1	Armenian Church.....	3,800	1.1	74	(³)		
CLEVELAND, OHIO.				GRAND RAPIDS, MICH.							
All denominations.....	357,261	100.0	1,158,061	100.0	All denominations.....	57,632	100.0	1,46,659	100.0		
Roman Catholic Church ⁴	261,427	73.2	1,178,155	49.4	Roman Catholic Church.....	25,074	43.5	1,22,356	47.9		
Methodist Episcopal Church.....	16,725	4.7	10,383	6.6	Christian Reformed Church.....	7,314	12.7	4,360	9.3		
Protestant Episcopal Church.....	9,924	2.8	5,880	3.7	Reformed Church in America.....	4,320	7.5	3,040	6.5		
Baptists—Northern Convention.....	8,612	2.4	5,621	3.6	Methodist Episcopal Church.....	3,549	6.2	2,766	5.9		
Presbyterian Church in the United States of America.....	8,286	2.3	7,754	4.9	Congregational Churches.....	2,572	4.5	2,359	5.1		
Congregational Churches.....	7,808	2.2	7,692	4.9	Baptists—Northern Convention.....	2,490	4.3	2,176	4.7		
Jewish congregations.....	6,610	1.9	* 2,137	1.4	Protestant Episcopal Church.....	2,251	3.9	1,812	3.9		
Disciples of Christ.....	5,267	1.5	3,373	2.1	Presbyterian Church in the United States of America.....	1,445	2.5	1,246	2.7		
German Evangelical Synod.....	4,955	1.4	5,981	3.8	Lutheran—Synodical Conference.....	1,240	2.2	877	1.9		
Reformed Church in the United States.....	3,854	1.1	4,395	2.8	Independent churches.....	1,205	2.1	1,007	2.2		
Baptists—National Conventions.....	3,762	1.1	1,244	0.8	German Evangelical Synod.....	935	1.6	505	1.1		
All other denominations.....	20,031	5.6	25,446	16.1	Disciples of Christ.....	777	1.3	900	1.9		
COLUMBUS, OHIO.				INDIANAPOLIS, IND.							
All denominations.....	94,772	100.0	1,68,272	100.0	All denominations.....	96,225	100.0	1,90,348	100.0		
Roman Catholic Church.....	31,948	33.7	1,33,409	48.9	Roman Catholic Church.....	31,601	32.8	1,36,884	40.8		
Methodist Episcopal Church.....	20,901	22.1	10,401	15.2	Methodist Episcopal Church.....	17,224	17.9	12,035	13.3		
Presbyterian Church in the United States of America.....	6,971	7.4	3,507	5.1	Disciples of Christ.....	8,545	8.9	7,839	8.8		
Baptists—National Convention.....	4,222	4.5	1,816	2.7	Presbyterian Church in the United States of America.....	5,815	6.0	5,244	5.8		
Jewish congregations.....	4,200	4.4	* 575	0.8	Baptists—National Convention.....	5,801	6.0	5,578	6.2		
Disciples of Christ.....	3,521	3.7	1,170	1.7	Baptists—Northern Convention.....	4,886	5.1	3,830	4.2		
Congregational Churches.....	2,895	3.1	2,444	3.6	Lutheran—Synodical Conference.....	3,011	3.1	2,921	3.2		
Lutheran—Joint Synod of Ohio.....	2,885	3.0	2,695	3.9	Protestant Episcopal Church.....	1,808	2.0	1,916	2.1		
Protestant Episcopal Church.....	2,076	2.2	1,372	2.0	Reformed Church in the United States.....	1,897	2.0	1,179	1.3		
Baptists—Northern Convention.....	1,917	2.0	1,433	2.1	African Methodist Episcopal Church.....	1,505	1.6	731	0.8		
United Brethren in Christ.....	1,253	2.0	506	0.7	German Evangelical Synod.....	1,446	1.5	2,008	2.2		
Evangelical Protestant Church ²	1,200	1.3	800	1.2	Friends (Orthodox).....	1,140	1.2	918	1.0		
German Evangelical Synod.....	1,092	1.2	2,800	4.1	United Brethren in Christ.....	1,074	1.1	433	0.5		
All other denominations.....	9,091	9.6	5,384	7.9	Jewish congregations.....	1,000	1.0	* 396	0.4		
DAYTON, OHIO.				JERSEY CITY, N. J.							
All denominations.....	64,735	100.0	1,57,755	100.0	All denominations.....	146,490	100.0	1,118,274	100.0		
Roman Catholic Church.....	26,923	41.6	1,29,305	50.7	Roman Catholic Church.....	109,436	74.7	1,90,916	76.9		
Methodist Episcopal Church.....	5,044	7.8	4,575	7.9	Protestant Episcopal Church.....	5,755	3.9	4,810	4.1		
United Brethren in Christ.....	4,627	7.1	4,662	8.1	Jewish congregations.....	4,750	3.2	* 223	0.2		
Baptists—Northern Convention.....	3,802	5.9	2,810	4.9	Methodist Episcopal Church.....	4,612	3.1	4,335	3.7		
Presbyterian Church in the United States of America.....	3,325	5.1	3,056	5.3	Reformed Church in America.....	4,392	3.0	3,497	3.0		
Lutheran—Joint Synod of Ohio.....	2,895	4.5	1,676	2.9	Lutheran—General Council.....	2,933	2.0	3,565	3.0		
Reformed Church in the United States.....	2,801	4.3	2,713	4.7	Baptists—Northern Convention.....	2,865	2.0	2,781	2.4		
German Evangelical Synod.....	2,275	3.5	1,450	2.3	Presbyterian Church in the United States of America.....	2,774	1.9	2,272	1.9		
Lutheran—General Synod.....	1,886	2.9	1,332	2.3	Lutheran—General Synod.....	2,145	1.5	1,819	1.5		
Baptists—National Convention.....	1,881	2.9	657	1.1	Russian Orthodox Church.....	1,495	1.0		
Protestant Episcopal Church.....	1,507	2.3	1,120	1.9	All other denominations.....	5,333	3.6	4,056	3.4		
Jewish congregations.....	1,350	2.1	* 172	0.3	DENVER, COLO.						
Disciples of Christ.....	1,179	1.8	905	1.7	All denominations.....	71,847	100.0	1,63,286	100.0		
Brethren Church (Progressive).....	880	1.4	200	0.3	Roman Catholic Church.....	28,772	40.0	130,580	48.3		
All other denominations.....	4,360	6.7	3,122	5.4	Methodist Episcopal Church.....	8,885	12.4	6,837	10.8		
DENVER, COLO.				JERSEY CITY, N. J.							
All denominations.....	71,847	100.0	1,63,286	100.0	All denominations.....	146,490	100.0	1,118,274	100.0		
Roman Catholic Church.....	28,772	40.0	130,580	48.3	Roman Catholic Church.....	109,436	74.7	1,90,916	76.9		
Methodist Episcopal Church.....	8,885	12.4	6,837	10.8	Protestant Episcopal Church.....	5,755	3.9	4,810	4.1		
Presbyterian Church in the United States of America.....	5,741	8.0	4,062	7.3	Jewish congregations.....	4,750	3.2	* 223	0.2		

¹ Corrected figures; see explanation on p. 29 for change in number of members of the Roman Catholic Church.
² For changes in denominations, see pp. 530 and 531.

³ Heads of families only.

⁴ Exclusive in 1906 of part of Cleveland diocese, not reported separately.

⁵ Less than one-tenth of 1 per cent.

SUMMARY OF STATISTICS FOR CITIES.

TABLE 45.—DISTRIBUTION OF CHURCH MEMBERS IN EACH CITY HAVING, IN 1910, 100,000 INHABITANTS OR MORE, BY PRINCIPAL DENOMINATIONS: 1916 AND 1906—Continued.

CITY AND DENOMINATION.	MEMBERS.				CITY AND DENOMINATION.	MEMBERS.								
	1916		1906			1916		1906						
	Number.	Per cent of total.	Number.	Per cent of total.		Number.	Per cent of total.	Number.	Per cent of total.					
KANSAS CITY, MO.				MILWAUKEE, WIS.—continued.										
All denominations.....	103,905	100.0	161,870	100.0	Methodist Episcopal Church.....	4,592	2.3	3,788	2.2	Protestant Episcopal Church.....	3,601	1.8	2,798	1.6
Roman Catholic Church.....	32,311	31.1	22,444	34.6	Presbyterian Church in the United States of America.....	3,198	1.6	2,158	1.2	Serbian Orthodox Church.....	3,110	1.5
Disciples of Christ.....	11,343	10.9	7,351	11.3	Greek Orthodox Church (Hellenic).....	2,500	1.2	180	0.1	Baptists—Northern Convention.....	2,465	1.2	2,295	1.3
Methodist Episcopal Church.....	10,312	9.9	5,776	8.9	Baptists—National Convention.....	2,115	1.1	618	0.4	Lutheran—General Council.....	2,115	1.1	618	0.4
Baptists—Southern Convention.....	8,919	8.6	6,895	10.6	All other denominations.....	11,394	5.7	8,296	4.8					
Baptists—National Convention.....	8,614	8.3	2,219	3.4	MINNEAPOLIS, MINN.									
Presbyterian Church in the United States of America.....	5,817	5.6	2,231	3.4	All denominations.....	122,259	100.0	1104,873	100.0					
Methodist Episcopal Church, South.....	4,548	4.4	2,513	3.9	Roman Catholic Church.....	51,776	42.3	153,696	51.2					
Jewish congregations.....	3,790	3.6	3,345	0.5	Methodist Episcopal Church.....	9,778	8.0	6,661	6.4					
African Methodist Episcopal Church.....	3,203	3.1	1,460	2.3	Baptists—Northern Convention.....	8,016	6.6	5,831	5.6					
Congregational Churches.....	2,350	2.3	2,022	3.1	Lutheran—General Council.....	7,841	6.4	4,610	4.4					
Protestant Episcopal Church.....	2,300	2.2	2,217	3.4	Presbyterian Church in the United States of America.....	7,205	5.9	6,059	5.8					
Presbyterian Church in the United States.....	2,176	2.1	1,470	2.3	Congregational Churches.....	6,327	5.2	5,934	5.7					
Greek Orthodox Church (Hellenic).....	1,650	1.6	600	0.9	Lutheran—Norwegian Synod.....	5,183	4.2	4,785	4.6					
All other denominations.....	6,572	6.3	7,327	11.3	Russian Orthodox Church.....	2,859	2.3	2,170	2.1					
LOS ANGELES, CALIF.				NASHVILLE, TENN.										
All denominations.....	122,697	100.0	188,247	100.0	All denominations.....	60,506	100.0	145,233	100.0					
Roman Catholic Church.....	49,107	40.0	43,171	48.9	Baptists—National Convention.....	14,146	23.4	6,408	11.2					
Methodist Episcopal Church.....	14,036	11.4	9,335	10.6	Methodist Episcopal Church, South.....	11,216	18.5	8,413	18.6					
Presbyterian Church in the United States of America.....	9,763	8.0	6,270	7.1	Roman Catholic Church.....	5,845	9.7	16,900	15.3					
Baptists—Northern Convention.....	7,348	6.0	3,403	3.9	Baptists—Southern Convention.....	5,814	9.6	4,417	9.8					
Protestant Episcopal Church.....	6,027	4.9	3,657	4.1	Presbyterian Church in the United States of America.....	4,133	6.8	3,259	7.2					
Congregational Churches.....	5,643	4.6	3,402	3.9	Churches of Christ.....	3,946	6.5	2,662	5.9					
Disciples of Christ.....	5,489	4.5	3,285	3.7	African Methodist Episcopal Church.....	3,908	6.5	2,974	6.6					
Independent churches.....	2,749	2.2	1,442	1.6	Disciples of Christ.....	2,070	3.4	1,438	3.2					
Greek Orthodox Church (Hellenic).....	2,000	1.6	800	0.9	Protestant Episcopal Church.....	1,789	3.0	1,574	3.5					
Methodist Episcopal Church, South.....	1,475	1.2	1,142	1.3	Methodist Episcopal Church.....	1,245	2.1	1,305	2.9					
Pentecostal Church of the Nazarene.....	1,475	1.2	1,035	1.9	Presbyterian Church in the United States of America.....	1,064	1.8					
African Methodist Episcopal Church.....	1,087	0.9	814	0.9	Cumberland Presbyterian Church.....	929	1.5	1,914	4.2					
Lutheran—Synodical Conference.....	1,086	0.9	760	0.9	Colored Methodist Episcopal Church.....	642	1.1	427	0.9					
Baptists—National Convention.....	1,024	0.8	1,086	1.2	Congregational Churches.....	616	1.0	474	1.0					
Lutheran—General Synod.....	1,010	0.8	390	0.4	All other denominations.....	3,143	5.2	3,068	6.8					
Baptists—National Convention.....	1,000	0.8	2,571	0.6	NEW HAVEN, CONN.									
All other denominations.....	12,428	10.1	7,074	8.0	All denominations.....	104,728	100.0	175,659	100.0					
LOUISVILLE, KY.				NEW ORLEANS, LA.										
All denominations.....	129,529	100.0	1162,360	100.0	All denominations.....	195,617	100.0	1212,717	100.0					
Roman Catholic Church.....	53,474	41.3	1100,200	61.7	Roman Catholic Church.....	78,840	75.3	153,392	70.6					
Baptists—National Convention.....	16,549	12.8	10,260	6.3	Congregational Churches.....	7,037	6.7	6,895	9.1					
Baptists—Southern Convention.....	12,987	10.0	10,204	6.3	Protestant Episcopal Church.....	6,347	6.1	4,896	6.5					
Methodist Episcopal Church, South.....	6,980	5.4	5,430	3.3	Methodist Episcopal Church.....	3,236	3.1	3,730	4.9					
German Evangelical Synod.....	6,119	4.7	9,260	5.7	Baptists—Northern Convention.....	3,066	2.9	2,520	3.3					
Disciples of Christ.....	5,415	4.2	4,344	2.7	Lutheran—General Council.....	1,398	1.3	1,535	2.0					
Presbyterian Church in the United States.....	5,126	4.0	3,834	2.4	Jewish congregations.....	1,219	1.2	2,292	0.4					
Protestant Episcopal Church.....	4,499	3.5	3,632	2.2	All other denominations.....	3,585	3.4	2,399	3.2					
Lutheran—General Synod.....	2,655	2.0	2,190	1.3	NEW YORK CITY, N. Y.									
Methodist Episcopal Church.....	2,223	1.7	2,133	1.3	All denominations.....	2,101,233	100.0	12,087,972	100.0					
Jewish congregations.....	2,200	1.7	2,955	0.6	Roman Catholic Church.....	1,545,562	73.6	1,663,265	79.7					
Presbyterian Church in the United States of America.....	1,931	1.5	1,995	1.2	Protestant Episcopal Church.....	106,611	5.1	92,534	4.4					
African Methodist Episcopal Zion Church.....	1,531	1.2	1,271	0.8	Jewish congregations.....	93,819	4.5	230,414	1.5					
Reformed Church in the United States.....	1,419	1.1	1,129	0.7	Presbyterian Church in the United States of America.....	61,707	2.9	48,914	2.3					
All other denominations.....	6,366	4.9	5,523	3.4	Methodist Episcopal Church.....	50,745	2.4	49,970	2.4					
LOWELL, MASS.				MEMPHIS, TENN.										
All denominations.....	91,476	100.0	175,073	100.0	All denominations.....	59,975	100.0	138,407	100.0					
Roman Catholic Church.....	65,098	71.2	153,250	73.8	Baptists—National Convention.....	15,947	26.6	8,820	23.0					
Greek Orthodox Church (Hellenic).....	12,000	13.1	6,000	8.0	Roman Catholic Church.....	10,160	16.9	10,200	16.1					
Baptists—Northern Convention.....	4,011	4.4	2,501	3.3	Methodist Episcopal Church, South.....	7,872	13.1	5,566	14.5					
Congregational Churches.....	2,918	3.2	3,188	4.2	Colored Methodist Episcopal Church.....	4,707	7.8	2,292	6.0					
Protestant Episcopal Church.....	1,511	1.7	1,045	2.2	Baptists—Southern Convention.....	4,057	6.8	2,742	7.1					
Methodist Episcopal Church.....	1,238	1.4	1,273	1.5	Presbyterian Church in the United States.....	3,940	6.6	3,136	8.2					
All other denominations.....	4,650	5.1	4,936	6.0	African Methodist Episcopal Church.....	3,376	5.6	2,415	6.3					
MILWAUKEE, WIS.				NEW ORLEANS, LA.										
All denominations.....	201,082	100.0	1173,109	100.0	All denominations.....	195,617	100.0	1212,717	100.0					
Roman Catholic Church.....	120,921	63.1	1119,356	68.9	Roman Catholic Church.....	147,696	75.5	1174,799	82.2					
Lutheran—Synodical Conference.....	35,969	17.9	29,985	17.3	Baptists—National Convention.....	11,369	5.8	9,591	4.5					
German Evangelical Synod.....	5,217	2.6	3,635	2.1	Protestant Episcopal Church.....	6,630	3.4	5,178	2.4					

¹ Corrected figures; see explanation on p. 29 for change in number of members of the Roman Catholic Church. * For changes in denominations, see pp. 530 and 531.
² Heads of families only.

TABLE 45.—DISTRIBUTION OF CHURCH MEMBERS IN EACH CITY HAVING, IN 1910, 100,000 INHABITANTS OR MORE, BY PRINCIPAL DENOMINATIONS: 1916 AND 1906—Continued.

CITY AND DENOMINATION.	MEMBERS.				CITY AND DENOMINATION.	MEMBERS.			
	1916		1906			1916		1906	
	Number.	Per cent of total.	Number.	Per cent of total.		Number.	Per cent of total.	Number.	Per cent of total.
NEWARK, N. J.					PITTSBURGH, PA.—continued.				
All denominations.....	169,420	100.0	127,986	100.0	Baptists—Northern Convention.....	6,060	1.6	3,674	1.6
Roman Catholic Church.....	113,950	67.3	84,624	66.0	Lutheran—Synodical Conference ¹	5,171	1.4	4,985	1.9
Presbyterian Church in the United States of America.....	13,295	7.8	10,489	8.2	Evangelical Protestant Church ²	5,010	1.3	4,084	1.8
Methodist Episcopal Church.....	8,320	4.9	7,125	5.6	Jewish congregations.....	4,975	1.3	2,124	0.9
Protestant Episcopal Church.....	6,175	3.6	5,195	4.1	German Evangelical Synod.....	4,233	1.1
Baptists—Northern Convention.....	4,811	2.8	4,586	3.6	Disciples of Christ.....	4,185	1.1	2,564	1.1
Jewish congregations.....	4,665	2.8	1,031	0.8	Lutheran—Joint Synod of Ohio.....	4,019	1.1	1,402	0.6
Reformed Church in America.....	4,268	2.5	4,214	3.3	African Methodist Episcopal Zion Church.....	3,740	1.0	820	0.4
Baptists—National Convention.....	3,815	2.3	1,775	1.4	All other denominations.....	18,093	4.8	15,096	7.0
All other denominations.....	10,121	6.0	9,047	7.1	PORTLAND, OREG.				
OAKLAND, CALIF.					All denominations.....	60,280	100.0	143,420	100.0
All denominations.....	62,837	100.0	46,331	100.0	Roman Catholic Church.....	20,113	33.4	120,919	48.2
Roman Catholic Church.....	42,997	68.4	30,540	65.9	Presbyterian Church in the United States of America.....	6,457	10.7	3,399	7.8
Congregational Churches.....	3,540	5.6	2,424	5.2	Methodist Episcopal Church.....	6,838	9.7	4,053	9.3
Methodist Episcopal Church.....	3,048	4.9	2,587	5.6	Baptists—Northern Convention.....	4,670	7.7	3,097	7.1
Protestant Episcopal Church.....	2,105	3.3	1,867	3.0	Greek Orthodox Church (Hellenic).....	3,500	5.8	250	0.6
Presbyterian Church in the United States of America.....	1,917	3.1	2,482	5.4	Congregational Churches.....	2,950	4.9	1,599	3.7
Baptists—Northern Convention.....	1,898	3.0	1,718	3.7	Protestant Episcopal Church.....	2,721	4.5	1,865	4.3
Jewish congregations.....	700	1.1	140	0.3	Disciples of Christ.....	1,907	3.2	1,058	2.4
Disciples of Christ.....	624	1.0	450	1.0	Jewish congregations.....	1,315	2.2	414	1.0
All other denominations.....	6,008	9.6	4,623	10.0	Lutheran—General Council.....	801	1.3	661	1.5
OMAHA, NEBR.					Evangelistic associations—Apostolic Faith.....	768	1.3
All denominations.....	68,391	100.0	36,556	100.0	Seventh-day Adventist.....	731	1.2	398	0.9
Roman Catholic Church.....	37,894	55.4	17,709	48.4	Lutheran—Synodical Conference.....	708	1.2	423	1.0
Methodist Episcopal Church.....	4,482	6.6	2,958	8.1	Evangelical Association.....	571	0.9	394	0.9
Presbyterian Church in the United States of America.....	3,825	5.6	2,622	7.2	Friends (Orthodox).....	527	0.9	226	0.5
Lutheran—General Synod.....	3,566	5.2	1,923	5.3	United Brethren in Christ.....	454	0.8	106	0.2
Baptists—Northern Convention.....	3,438	5.0	1,923	5.3	Lutheran—Joint Synod of Ohio.....	452	0.7	217	0.5
Protestant Episcopal Church.....	2,264	3.3	2,094	5.7	All other denominations.....	5,797	9.6	4,341	10.0
Congregational Churches.....	1,928	2.8	1,184	3.2	PROVIDENCE, R. I.				
Lutheran—General Council.....	1,427	2.1	747	2.0	All denominations.....	150,285	100.0	148,918	100.0
Disciples of Christ.....	1,306	1.9	1,184	3.2	Roman Catholic Church.....	111,525	74.2	118,028	79.3
National Spiritualists' Association ³	1,200	1.8	80	0.2	Baptists—Northern Convention.....	8,459	5.6	6,266	4.2
Lutheran—Synodical Conference.....	1,006	1.5	427	1.2	Protestant Episcopal Church.....	7,753	5.2	6,350	4.3
Jewish congregations.....	925	1.4	335	0.9	Congregational Churches.....	4,444	3.0	4,603	3.1
United Presbyterian Church.....	731	1.1	583	1.6	Armenian Church.....	4,000	2.7	1,860	1.2
All other denominations.....	4,399	6.4	4,054	11.1	Methodist Episcopal Church.....	3,730	2.5	2,937	2.0
PATERSON, N. J.					All other denominations.....	10,374	6.9	8,874	6.0
All denominations.....	67,990	100.0	50,901	100.0	RICHMOND, VA.				
Roman Catholic Church.....	44,033	64.8	32,895	64.6	All denominations.....	82,944	100.0	55,973	100.0
Presbyterian Church in the United States of America.....	4,631	6.8	2,443	4.8	Baptists—National Convention.....	24,361	29.4	15,791	28.2
Methodist Episcopal Church.....	3,969	5.8	3,205	6.3	Baptists—Southern Convention.....	16,873	20.3	10,443	18.7
Protestant Episcopal Church.....	3,846	5.7	2,521	5.0	Methodist Episcopal Church, South.....	12,021	14.5	6,601	11.8
Reformed Church in America.....	3,019	4.4	3,190	6.3	Roman Catholic Church.....	10,776	13.0	9,780	17.5
Baptists—Northern Convention.....	3,010	4.4	2,107	4.1	Protestant Episcopal Church.....	6,382	7.7	4,893	8.7
Christian Reformed Church.....	1,573	2.3	1,161	2.3	Presbyterian Church in the United States.....	4,498	5.4	3,117	5.6
Baptists—National Convention.....	700	1.0	418	0.8	Disciples of Christ.....	2,996	3.6	2,268	4.1
All other denominations.....	3,209	4.7	2,961	5.8	Jewish congregations.....	1,000	1.2	389	0.7
PHILADELPHIA, PA.					All other denominations.....	4,037	4.9	2,691	4.8
All denominations.....	776,422	100.0	609,975	100.0	ROCHESTER, N. Y.				
Roman Catholic Church.....	436,700	56.2	340,724	55.9	All denominations.....	143,219	100.0	41,951	100.0
Presbyterian Church in the United States of America.....	62,929	8.1	51,716	8.5	Roman Catholic Church.....	87,171	60.9	(*)
Methodist Episcopal Church.....	53,848	7.2	44,693	7.3	Presbyterian Church in the United States of America.....	11,619	8.1	8,805	21.0
Protestant Episcopal Church.....	52,629	6.8	46,644	7.6	Baptists—Northern Convention.....	7,891	5.5	6,199	14.8
Baptists—Northern Convention.....	46,414	6.0	37,141	6.1	Methodist Episcopal Church.....	7,493	5.2	6,008	14.3
Lutheran—General Council.....	20,062	2.6	16,888	2.8	Lutheran—General Council.....	6,558	4.6	6,953	16.6
Baptists—National Convention.....	17,544	2.3	7,227	1.2	Protestant Episcopal Church.....	5,665	4.0	4,434	10.6
Reformed Church in the United States.....	11,310	1.5	9,709	1.6	Jewish congregations.....	5,132	3.6	842	2.0
Jewish congregations.....	11,038	1.4	9,991	1.6	German Evangelical Synod.....	4,391	3.1	3,400	8.1
All other denominations.....	61,948	8.0	45,242	7.4	All other denominations.....	7,299	5.1	5,310	12.7
PITTSBURGH, PA.					ST. LOUIS, MO.				
All denominations.....	377,703	100.0	227,064	100.0	All denominations.....	392,453	100.0	1339,374	100.0
Roman Catholic Church.....	225,362	59.7	141,449	62.3	Roman Catholic Church.....	281,627	71.8	1245,618	72.4
Presbyterian Church in the United States of America.....	27,149	7.2	16,884	7.4	Lutheran—Synodical Conference ¹	16,001	4.1	15,746	4.6
Methodist Episcopal Church.....	21,938	5.8	12,062	5.3	German Evangelical Synod.....	15,048	3.8	12,928	3.8
United Presbyterian Church.....	14,020	3.7	6,806	3.0	Presbyterian Church in the United States of America.....	9,864	2.5	7,222	2.1
Baptists—National Convention.....	12,592	3.3	5,991	2.6	Methodist Episcopal Church, South.....	9,851	2.5	8,281	2.4
Protestant Episcopal Church.....	7,541	2.0	5,550	2.4	Baptists—National Convention.....	9,677	2.5	4,977	1.5
Greek Orthodox Church (Hellenic).....	7,000	1.9	1,500	0.7	Methodist Episcopal Church.....	7,976	2.0	6,889	2.0
Lutheran—General Synod.....	6,615	1.8	2,113	0.9	Baptists—Southern Convention.....	7,748	2.0	5,801	1.7
					Protestant Episcopal Church.....	6,579	1.7	5,590	1.6
					Disciples of Christ.....	4,389	1.1	4,940	1.5
					Jewish congregations.....	3,800	1.0	1,801	0.5
					All other denominations.....	19,893	5.1	19,581	5.8

¹ Corrected figures; see explanation on p. 29 for change in number of members of the Roman Catholic Church. ² For changes in denominations, see pp. 530 and 531. ³ Heads of families only. ⁴ Not reported separately.

SUMMARY OF STATISTICS FOR CITIES.

TABLE 45.—DISTRIBUTION OF CHURCH MEMBERS IN EACH CITY HAVING, IN 1910, 100,000 INHABITANTS OR MORE, BY PRINCIPAL DENOMINATIONS: 1916 AND 1906—Continued.

CITY AND DENOMINATION.	MEMBERS.				CITY AND DENOMINATION.	MEMBERS.								
	1916		1906			1916		1906						
	Number.	Per cent of total.	Number.	Per cent of total.		Number.	Per cent of total.	Number.	Per cent of total.					
ST. PAUL, MINN.				SPOKANE, WASH.—continued.										
All denominations.....	103,156	100.0	116,504	100.0	United Presbyterian Church.....	458	1.5	400	1.9	Lutheran—United Norwegian.....	342	1.1	355	1.7
Roman Catholic Church.....	63,321	61.4	185,764	73.6	Latter Day Saints, Reorganized Church of Jesus Christ.....	311	1.0	134	0.6	All other denominations.....	3,339	10.9	2,558	12.2
Lutheran—Synodical Conference.....	6,072	5.9	4,364	3.7	SYRACUSE, N. Y.									
Methodist Episcopal Church.....	5,115	5.0	3,731	3.2	All denominations.....	91,454	100.0	174,223	100.0					
Presbyterian Church in the United States of America.....	4,563	4.4	4,039	3.5	Roman Catholic Church.....	57,058	62.4	150,175	67.6					
Lutheran—General Council.....	4,419	4.3	2,936	2.5	Methodist Episcopal Church.....	8,215	9.0	4,770	6.4					
Protestant Episcopal Church.....	4,087	4.0	3,418	2.9	Presbyterian Church in the United States of America.....	5,111	5.6	3,577	4.8					
Baptists—Northern Convention.....	3,297	3.2	2,776	2.4	Baptists—Northern Convention.....	4,582	5.0	3,184	4.3					
Congregational Churches.....	2,471	2.4	2,207	1.9	Protestant Episcopal Church.....	4,019	4.4	3,146	4.2					
Lutheran—Joint Synod of Ohio.....	1,318	1.3	750	0.6	Lutheran—General Synod.....	3,279	3.6	2,468	3.3					
All other denominations.....	8,493	8.2	6,459	5.5	Congregational Churches.....	2,238	2.4	1,936	2.6					
SAN FRANCISCO, CALIF.				TOLENO, OHIO.										
All denominations.....	174,745	100.0	163,376	100.0	All denominations.....	100,938	100.0	146,212	100.0					
Roman Catholic Church.....	139,676	79.9	136,378	83.5	Roman Catholic Church.....	51,002	50.5	114,202	30.7					
Jewish congregations.....	5,085	2.9	1,079	0.7	Methodist Episcopal Church.....	7,586	7.5	4,551	9.8					
Greek Orthodox Church (Hellenic).....	4,000	2.3	2,200	1.3	Lutheran—General Council.....	4,138	4.1	2,588	5.8					
Methodist Episcopal Church.....	3,889	2.2	3,019	1.8	Lutheran—Synod of Iowa.....	3,870	3.8	3,495	7.6					
Protestant Episcopal Church.....	3,599	2.1	2,846	1.7	Presbyterian Church in the United States of America.....	3,853	3.8	2,189	4.7					
Presbyterian Church in the United States of America.....	3,377	1.9	3,272	2.0	Protestant Episcopal Church.....	3,771	3.7	2,852	6.2					
Congregational Churches.....	1,855	1.1	2,400	1.5	Congregational Churches.....	3,406	3.4	2,914	6.3					
All other denominations.....	13,234	7.6	12,182	7.5	Baptists—Northern Convention.....	3,260	3.2	2,579	5.6					
SCRANTON, PA.				WASHINGTON, D. C.										
All denominations.....	97,335	100.0	179,024	100.0	All denominations.....	164,413	100.0	144,484	100.0					
Roman Catholic Church.....	54,443	55.9	154,984	69.6	Roman Catholic Church.....	51,421	31.3	151,503	35.6					
Methodist Episcopal Church.....	7,561	7.8	4,748	6.0	Baptists—National Convention.....	27,544	16.8	26,203	18.1					
Presbyterian Church in the United States of America.....	6,202	6.4	4,549	5.8	Protestant Episcopal Church.....	18,295	11.1	13,692	9.5					
Baptists—Northern Convention.....	5,997	6.2	3,811	4.8	Methodist Episcopal Church.....	13,085	8.0	11,019	7.6					
Jewish congregations.....	5,350	5.5	569	0.7	Baptists—Northern Convention.....	9,667	5.9	10,777	7.5					
Polish National Catholic Church.....	3,700	3.8	1,125	1.4	Presbyterian Church in the United States of America.....	9,338	5.7	8,182	5.7					
Congregational Churches.....	2,231	2.3	1,610	2.0	Congregational Churches.....	3,255	2.0	2,984	2.1					
Protestant Episcopal Church.....	2,137	2.2	1,764	2.2	Jewish congregations.....	3,225	2.0	4,698	0.5					
Lutheran—General Council.....	2,038	2.1	2,013	2.5	Lutheran—General Synod.....	3,050	1.9	2,129	1.5					
Lithuanian National Catholic Church.....	1,271	1.3	Disciples of Christ.....	3,038	1.8	2,170	1.5					
Lutheran—Synodical Conference.....	1,168	1.2	325	0.4	Baptists—Southern Convention.....	2,767	1.7					
Russian Orthodox Church.....	1,098	1.1	320	0.4	African Methodist Episcopal Zion Church.....	2,732	1.7	2,615	1.8					
German Evangelical Synod.....	1,021	1.0	962	1.2	Methodist Episcopal Church, South.....	2,666	1.6	1,922	1.3					
All other denominations.....	3,148	3.2	2,244	2.8	African Methodist Episcopal Church.....	2,353	1.4	1,923	1.3					
SEATTLE, WASH.				WORCESTER, MASS.										
All denominations.....	72,986	100.0	153,818	100.0	All denominations.....	100,663	100.0	177,804	100.0					
Roman Catholic Church.....	29,862	40.9	128,928	53.8	Roman Catholic Church.....	69,550	69.1	154,776	70.4					
Presbyterian Church in the United States of America.....	10,428	14.3	5,149	9.6	Congregational Churches.....	7,499	7.4	6,699	8.6					
Methodist Episcopal Church.....	5,876	8.1	4,521	8.4	Methodist Episcopal Church.....	4,197	4.2	3,115	4.0					
Congregational Churches.....	4,207	5.8	2,580	4.8	Baptists—Northern Convention.....	3,098	3.1	3,256	4.2					
Protestant Episcopal Church.....	3,825	5.2	2,584	4.8	Protestant Episcopal Church.....	3,089	3.1	1,807	2.3					
Baptists—Northern Convention.....	3,810	5.2	2,466	4.6	Armenian Church.....	3,000	3.0	1,200	1.5					
Jewish congregations.....	2,100	2.9	2,335	0.6	Lutheran—General Council.....	1,668	1.7	1,243	1.6					
Disciples of Christ.....	1,855	2.5	950	1.8	Greek Orthodox Church (Hellenic).....	1,177	1.2	800	1.0					
Greek Orthodox Church (Hellenic).....	1,500	2.1	Jewish congregations.....	1,090	1.1	625	0.8					
Lutheran—General Council.....	966	1.3	571	1.1	Lithuanian National Catholic Church.....	1,050	1.0					
National Spiritualists' Association ²	893	1.2	339	0.6	Syrian Orthodox Church.....	1,000	1.0	400	0.5					
All other denominations.....	7,604	10.5	5,395	10.0	All other denominations.....	4,245	4.2	3,883	5.0					

¹ Corrected figures; see explanation on p. 29 for change in number of members of the Roman Catholic Church.
² Heads of families only.

³ For changes in denominations, see pp. 530 and 531.
⁴ Exclusive, in 1906, of part of Cleveland diocese not reported separately.

Of the 50 cities included in the table, the Roman Catholic Church was the leading denomination in 45, representing in each of these 45 cities over 30 per cent of the total membership. Roman Catholics consti-

tuted over 30 and under 50 per cent of the total membership in 14 of the cities, over 50 and under 75 per cent in 27 of the cities, and over 75 per cent in 4 of the cities. The highest proportion of Roman Catholic

members was reported by Fall River, Mass., 86 per cent. The proportion was 79.9 per cent in San Francisco, Calif., 75.5 per cent in New Orleans, La., and 75.3 per cent in New Haven, Conn. Even if allowance be made for the return of practically the entire Roman Catholic population as members in the Roman Catholic Church, still this denomination stands out quite prominently in many of the large cities.

The National Baptist Convention (Negro) was the leading denomination in 4 of the 50 cities, as follows: Birmingham, Ala., to which it contributed 26.1 per cent of the total membership; Memphis, Tenn., 26.6 per cent; Nashville, Tenn., 23.4 per cent; and Richmond, Va., 29.4 per cent. In Atlanta, Ga., the Methodist Episcopal Church, South, led in number of members, with 20.7 per cent of the total.

Each of 10 cities, in 1916, reported a membership of over a quarter of a million. Arranged in the order of the number of members, these cities, with their membership, are: New York, N. Y., 2,101,233; Chicago, Ill., 1,058,785; Philadelphia, Pa., 776,422; Boston, Mass., 401,498; St. Louis, Mo., 392,453; Pittsburgh, Pa., 377,703; Cleveland, Ohio, 357,261; Detroit, Mich., 330,600; Baltimore, Md., 296,599; and Buffalo, N. Y., 277,045.

New York City, with 2,101,233 members reported in 1916, had almost twice the membership reported by any other city. The Roman Catholic Church was the leading denomination, with 1,545,562 members, or 73.6 per cent of the total. The Protestant Episcopal Church was second, with 106,611 members, or 5.1 per cent of the total; and the Jewish congregations, third, with 93,819 members, or 4.5 per cent of the total. Chicago is the second city in number of members, with 1,058,785, of whom 718,114, or 67.8 per cent, belong to the Roman Catholic Church; 40,646, or 3.8 per cent, belong to the Lutheran Synodical Conference; 33,676, or 3.2 per cent, belong to the Methodist Episcopal Church; and the remainder is distributed among a number of other denominations. Philadelphia ranks third in number of members, with 776,422, of whom the Roman Catholic Church reported 436,700, or 56.2 per cent; the Presbyterian Church in the United States of America, 62,929, or 8.1 per cent; the Methodist Episcopal Church, 55,848, or 7.2 per cent; the Protestant Episcopal Church, 52,629, or 6.8 per cent; and the Northern Baptist Convention, 46,414, or 6 per cent. Boston, the fourth city in number of members, reported 401,498. The Roman Catholic Church led in this city with 73.5 per cent of the total membership; next in order were the Jewish congregations, with 4.5 per cent; the Protestant Episcopal Church, with 4.4 per cent; and the Northern Baptist Convention, with 4 per cent.

As already stated, the Roman Catholic Church was the leading denomination in 1916 in 45 of the 50 cities of 100,000 inhabitants or more, the National Baptist

Convention in 4 cities, and the Methodist Episcopal Church, South in 1 city. Of these denominations, the Roman Catholic held second place in Memphis, the National Baptist Convention in Louisville, New Orleans, and Washington, and the Methodist Episcopal Church, South in Birmingham and Nashville. The Methodist Episcopal Church was second in rank in the largest number of cities—14 out of 50. The Presbyterian Church in the United States of America held second place in 7 cities, the Protestant Episcopal Church and the Lutheran Synodical Conference in 5 cities each, and the Congregational Churches in 3 cities, 7 other denominations holding second place in either 1 or 2 cities. Of these 7, the Jewish congregations were second in rank in Boston and San Francisco, and the Greek Orthodox Church (Hellenic) in Lowell.

Of the denominations mentioned above, the Roman Catholic Church, the Methodist Episcopal Church, the Presbyterian Church in the United States of America, and the Protestant Episcopal Church had their highest numerical strength in the cities of New York, Chicago, and Philadelphia; the Congregational Churches and the Jewish congregations in New York, Chicago, and Boston; and the Lutheran Synodical Conference in Chicago, Detroit, and Milwaukee.

While in many of the cities there were some changes between 1906 and 1916 in the rank of the different denominations according to membership, yet in each city, as a rule, the same denomination ranked first both in 1906 and 1916. There were, however, a few exceptions to this general rule. In Atlanta the National Baptist Convention ranked first in 1906 and third in 1916; in Birmingham the Roman Catholic Church was first in 1906 and third in 1916; and in Nashville the Methodist Episcopal Church, South was first in 1906 and second in 1916.

Notwithstanding the fact that both in 1906 and in 1916 each city of 100,000 inhabitants or more reported a number of different denominations, yet at each date a majority of the membership of each city was reported by a very few denominations. Thus, the table shows that in 1916 a majority of the membership was reported by the leading denomination in each of 31 cities, by the leading two denominations in each of 9 cities, and by the leading three denominations in each of the remaining 10 cities. In 33 of the 45 cities in which the Roman Catholic Church was the leading denomination in 1916, it was with a smaller proportion of the total membership than in 1906. As stated on page 116, there was no report of the membership of this church in 1906 for Rochester and only a partial report for Cleveland and Toledo. Of the 4 cities in which the National Baptist Convention was the leading denomination, it was with an increased proportion over 1906, as was also the case of the Methodist Episcopal Church, South, which led in Atlanta.

SUMMARY OF STATISTICS OF NEGRO CHURCH ORGANIZATIONS.

This summary presents statistics of denominations composed entirely of Negro organizations and, also, of the Negro organizations of those denominations in which they constitute only a part. In the latter case, an entire ecclesiastical division may be composed of Negro organizations, or they may form a part of the general ecclesiastical divisions of the denominations to which they belong. As in 1906, the statistics are restricted to Negro churches, no effort having been made to ascertain the number of Negro members belonging to local white churches. Special effort was made to secure complete lists of Negro churches, which were difficult to obtain, particularly among the Baptist bodies, on account of the lack of any inclusive ecclesiastical organization. It is believed, however, that the statistics herein presented are more nearly complete than those presented at preceding censuses.

The denominations exclusively Negro in membership were 19 in number in 1916 as against 17 reported in 1906 and 11 in 1890. Three bodies, the Church of the Living God, the Colored Methodist Protestant Church, and the African American Methodist Episcopal Church, are presented for the first time, while 1 body, the Church of Christ in God, presented in 1906, has been consolidated with the Church of the Living God, Christian Workers for Fellowship. The body reported in 1906 as the United American Free

Will Baptists has changed its name to Colored Free Will Baptists and was so reported in 1916.

The denominations composed in part of Negro organizations were 21 in number in 1916 as against 26 reported in 1906 and 18 in 1890. Seven bodies, the Free and Primitive Baptists, the Lutheran General Council, the Cumberland Presbyterian Church, the Associate Reformed Presbyterian Church, the Reformed Church in America, and the United Brethren in Christ, reported Negro organizations in 1906 but reported none in 1916; while two new bodies, the Regular Baptists and Churches of God, General Assembly, each reported one Negro organization.

GENERAL SUMMARY FOR 1916, 1906, AND 1890.

General statistics of denominations composed wholly or in part of Negro organizations are presented in Tables 70 to 73 (pp. 554 to 579), as follows: Table 70 presents statistics of these denominations for the United States; Table 71 presents statistics, by states, for all of these denominations combined; Table 72 presents statistics, by states, for each denomination reported separately in the state; and Table 73 presents comparative statistics for the United States.

The following table summarizes, for the United States, the statistics of all Negro organizations in 1916, 1906, and 1890, with number and per cent of increase:

Table 46 ITEM OF INQUIRY.	NUMBER OR AMOUNT.			INCREASE: 1906 TO 1916.		INCREASE: 1890 TO 1906.	
	1916	1906	1890	Number or amount.	Per cent.	Number or amount.	Per cent.
Organizations.....	39,655	36,770	23,462	2,885	7.8	13,308	56.7
Members.....	4,602,805	13,691,844	12,676,539	910,961	24.7	1,015,305	37.9
Church edifices.....	37,371	35,160	23,770	2,211	6.3	11,390	47.9
Value of church property.....	\$86,809,970	\$56,636,159	\$26,626,448	\$30,173,811	53.3	\$30,009,711	112.7
Debt on church property.....	\$7,938,095	\$5,005,905	\$2,932,190	58.6
Value of parsonages.....	\$6,231,459	\$3,727,884	\$2,503,575	67.2
Expenditures.....	\$18,529,827
Sunday schools:							
Number.....	37,426	34,681	2,745	7.9
Officers and teachers.....	247,804	210,148	37,656	17.9
Scholars.....	2,153,843	1,740,099	413,744	23.8

¹ Corrected figures; see explanation on p. 29 for change in number of members of the Roman Catholic Church.

The summary shows an increase in 1916, as compared with 1906, in every item for which comparable figures are available, and in some cases the increases are very large. Only four of the items were common to the three censuses, and in comparing the increases for the two periods, it must be remembered that the former period covers 16 years and the latter only 10 years. This accounts largely for the smaller amount of numerical increase which is noticeable in the latter period as compared with the former, value of property being the only exception in the four items for which comparison can be made. The small amount of in-

crease shown in number of organizations in the latter period, as compared with the former, corresponds with conditions in all denominations, where, as has been noted, the tendency is toward consolidation and strengthening of existing organizations rather than the formation of new ones. The acquiring of church edifices is, of course, dependent upon the formation of church organizations, so that the increase is similar. The difference in the amount of increase in members is easily accounted for by the difference of six years in the length of the two periods.

COMPARISON OF DENOMINATIONS CONSISTING IN WHOLE OR IN PART OF NEGRO ORGANIZATIONS.

The following table shows, by denominations classified as consisting in whole or in part of Negro organi-

zations, the number of Negro organizations, the number of members, and the value of church property, as reported in 1916, 1906, and 1890.

TABLE 47.—STATISTICS OF NEGRO ORGANIZATIONS, BY DENOMINATIONS: 1916, 1906, AND 1890.

DENOMINATION.	NUMBER OF NEGRO ORGANIZATIONS.			NUMBER OF MEMBERS REPORTED.			VALUE OF CHURCH PROPERTY REPORTED.		
	1916	1906	1890	1916	1906	1890	1916	1906	1890
All denominations having Negro organizations.....	39,655	36,770	23,462	4,602,805	13,691,844	12,676,539	\$86,809,970	\$56,636,159	\$26,626,448
Negro denominations.....	34,307	31,393	19,153	4,070,286	3,207,307	2,321,313	70,351,192	44,673,049	20,525,141
Baptist bodies:									
Baptists—National Convention.....	21,113	18,534	12,533	2,938,579	2,261,607	1,348,989	41,184,920	24,437,272	9,038,549
Colored Free Will Baptists ²	170	251	13,362	14,489	178,385	79,278
Colored Primitive Baptists ²	333	797	323	15,144	35,076	18,162	154,690	296,539	135,427
Church of God and Saints of Christ.....	94	48	3,311	1,823	43,746	6,000
Churches of the Living God:									
Church of the Living God.....	28	1,743	23,875
Church of the Living God, Christian Workers for Fellowship ²	155	53	9,626	3,524	78,955	32,875
Church of the Living God, General Assembly ²	10	15	266	752	12,700	25,700
Evangelistic associations:									
Voluntary Missionary Society.....	4	3	855	425	2,580	2,400
Free Christian Zion Church of Christ.....	35	15	6,225	1,835	35,900	5,975
Methodist bodies:									
African Methodist Episcopal.....	6,636	6,647	2,481	548,355	494,777	452,725	14,631,792	11,303,489	6,468,280
African Methodist Episcopal Zion.....	2,716	2,204	1,704	257,169	184,542	349,783	7,591,393	4,833,207	2,714,128
Colored Methodist Protestant.....	26	1,967	52,733
Union American Methodist Episcopal.....	67	77	42	3,624	4,347	2,279	182,305	170,150	187,600
African Union Methodist Protestant.....	58	69	40	3,751	5,592	3,415	205,325	183,697	54,440
Colored Methodist Episcopal.....	2,621	2,381	1,753	245,749	172,996	129,383	5,619,862	3,017,849	1,713,366
Reformed Zion Union Apostolic.....	47	45	32	3,977	3,059	2,346	79,325	37,875	15,000
African American Methodist Episcopal.....	23	1,310	6,280
Reformed Methodist Union Episcopal.....	27	58	2,196	4,397	35,500	36,965
Congregational Methodist.....	9	319	525
Evangelist Missionary Church.....	11	951	2,000
Presbyterian bodies:									
Colored Cumberland Presbyterian.....	136	196	224	13,077	18,066	12,956	230,426	203,778	195,826
Denominations having Negro organizations.....	5,348	5,377	4,304	532,519	484,537	355,226	16,458,778	11,963,110	6,101,307
Adventist bodies:									
Advent Christian.....	10	2	317	72	10,000	3,800
Seventh-day Adventist.....	54	29	2,553	562	108,755	6,474
Baptist bodies:									
Baptists—Northern Convention.....	142	108	406	53,842	32,639	35,221	2,779,199	1,561,326	1,087,518
Regular Baptists.....	1	23
Primitive Baptists ²	4	102	2,300
Free Baptists.....	197	5	10,876	271	186,130	13,300
Baptists—Southern Convention.....	7	651	3,875
Two-Seed-in-the-Spirit Baptists.....	15	265	930
Christian Church (Christian Convention) ²	111	92	63	10,120	7,545	4,989	156,226	69,505	23,500
Churches of Christ ²	87	41	2,813	1,528	52,925	14,950
Churches of God, General Assembly.....	1	24	1,000
Churches of God, General Eldership.....	7	15	189	329	4,185	5,500
Congregational Churches.....	154	156	85	13,209	11,960	6,908	843,518	459,497	246,125
Disciples of Christ ²	162	129	277	11,478	9,705	18,578	246,730	170,265	176,795
Independent churches.....	6	12	428	490	8,130	2,750
Lutheran bodies:									
Synodical Conference.....	31	6	5	1,525	224	211	57,332	10,000	13,400
United Synod, South.....	5	94	1,750
General Council.....	1	15	5,000
Methodist bodies:									
Methodist Episcopal.....	3,704	3,750	2,984	320,025	308,551	246,249	8,047,197	6,104,379	3,630,093
Methodist Protestant.....	49	64	54	2,869	2,612	3,183	44,146	62,651	35,445
Wesleyan Methodist Connection.....	16	22	819	1,258	33,100	21,000
Independent Methodist.....	2	222	4,675
Moravian bodies:									
Moravian Church (Unitas Fratrum).....	1	2	419	351	8,000
Presbyterian bodies:									
Presbyterian Church in the United States of America.....	434	417	233	31,957	27,799	14,961	1,276,148	752,387	391,650
Presbyterian Church in the United States.....	36	44	45	1,429	1,183	1,568	43,185	32,850	22,200
Cumberland Presbyterian.....	1	50	1,000
Associate Reformed Presbyterian ²	1	18	200
Reformed Presbyterian Synod.....	1	76	1,500
Protestant Episcopal Church.....	217	198	49	23,775	19,098	2,977	1,527,768	1,773,279	192,750
Reformed bodies:									
Reformed Church in America.....	2	59
Reformed Episcopal Church.....	35	38	37	3,017	2,252	1,723	45,862	28,287	18,401
Roman Catholic Church.....	90	36	31	51,688	144,982	117,079	1,173,372	678,480	237,400
United Brethren bodies:									
United Brethren in Christ.....	10	277	3,100

¹ Corrected figures; see explanation on p. 29 for change in number of members of the Roman Catholic Church. ² For changes in denominations, see pp. 530 and 531.

The table shows that, with one exception, there was an increase in the number of organizations, the number of members, and the value of church property in both 1906 and 1916, for the total and for each class of denominations. The one exception was in the number of organizations from 1906 to 1916 in

the class of partly Negro denominations. This slight decrease from 5,377 to 5,348 in the number of organizations in this class may be partly due to the tendency, already noted, to consolidation of organizations during the period from 1906 to 1916, while that of the preceding period was one of expansion; and it may

be partly due to an increasing tendency of the race to unite with denominations wholly their own in preference to those of which they form only a part. These tendencies are confirmed by the following summary

which shows the changes in the proportional distribution of the two classes at each of the three censuses, and also shows the per cent of increase during the two periods.

Table 48

ITEM.	DENOMINATIONS HAVING NEGRO ORGANIZATIONS.												
	Total.	Per cent of total.						Per cent of increase. ¹					
		1916		1906		1890		1906-1916			1890-1906		
		Wholly Negro.	Partly Negro.	Wholly Negro.	Partly Negro.	Wholly Negro.	Partly Negro.	Total.	Wholly Negro.	Partly Negro.	Total.	Wholly Negro.	Partly Negro.
Organizations.....	100.0	86.5	13.5	85.4	14.6	81.7	18.3	7.8	9.3	-0.5	56.7	63.9	24.9
Members.....	100.0	88.4	11.6	86.9	13.1	86.7	13.3	24.7	26.9	9.9	37.9	38.2	36.4
Value of property.....	100.0	81.0	19.0	78.9	21.1	77.1	22.9	53.3	57.5	37.6	112.7	117.7	96.1

¹ A minus sign (-) denotes decrease.

According to this summary there has been an increase in each item in the proportions that the wholly Negro denominations constituted of the total and a consequent reduction in the proportions of the other class. It also shows that, with one exception, this increase in the proportions has been more rapid in the 10 years between 1906 and 1916 than in the 16 years between 1890 and 1906. This exception is in the number of organizations, in which the wholly Negro denominations constituted 86.5 per cent in 1916, as compared with 85.4 per cent in 1906 and 81.7 per cent in 1890.

In connection with the increases in the proportion of the total shown by the wholly Negro denominations, it should be stated that there is an increasing gathering of the Negro organizations into separate minor ecclesiastical divisions. Thus, in the Christian Church, the Methodist Protestant Church, the Wesleyan Methodist Connection, the Presbyterian Church in the United States, and the Reformed Episcopal Church, practically all the local Negro church organizations are combined in distinctively Negro ecclesiastical divisions. In the Congregational and Methodist Episcopal bodies the majority are so associated, and so, also, are a large number in the Presbyterian Church in the United States of America. In the Northern Baptist Convention, the Churches of Christ, the Disciples of Christ, the Protestant Episcopal Church, and the Roman Catholic Church there are no such ecclesiastical divisions with exclusively Negro organizations. The distinctively Negro Baptist associations in the Northern states, reported in 1890 as connected with the Northern Baptist Convention, are in this report, as in 1906, reported with the National Baptist Convention, which accounts in part for the decrease in the number of organizations and members reported for the Negro organizations and members in the Northern Baptist Convention in 1906, as compared with 1890.

DETAILED STATISTICS BY DENOMINATIONS.

Organizations and members.—The two following tables furnish detailed statistics for the Negro organizations in those denominations composed wholly or in part of such organizations and which reported a total membership of 5,000 or over in 1916. The denominations are given in the order of size of membership in 1916, and the details indicate, respectively, the total number of organizations and of members, in 1916, 1906, and 1890; the per cent distribution at those three periods; and the increase in number and per cent from 1890 to 1916, 1906 to 1916, and 1890 to 1906. Those bodies consisting in part only of Negro organizations are indicated by the term "part," inserted after the title.

From these two tables it appears that the Negro bodies have grown steadily if not uniformly since 1890, when for the first time they were presented separately. In the comparatively few cases where there has been a decrease in number of organizations or members the loss has been due to special causes. Thus, the African Methodist Episcopal Zion Church shows a gain of 500 organizations from 1890 to 1906 and of 512 from 1906 to 1916, but a loss of 165,246 members from 1890 to 1906, somewhat compensated by a gain of 72,627 from 1906 to 1916. This was due to erroneous reports in 1890, giving the churches a somewhat exaggerated membership. The Colored Primitive Baptists reported a gain in number, both of organizations and members from 1890 to 1906, but a loss under both heads from 1906 to 1916, due apparently to two causes: General disturbance during the second period in economic conditions in the Southern states, resulting in a considerable migration of Negroes and failure to retain church relations; and to certain internal dissensions, resulting from the extreme individualism of their church life. The Colored Free Will Baptists showed a decrease in the period 1906 to 1916, due to the fact that it was practically impos-

RELIGIOUS BODIES.

sible to obtain reports from certain communities in 1916 that reported quite fully in 1906. The loss registered for the Disciples of Christ was due to the fact

that a number of churches identified with the denomination in 1890 were reported with the Churches of Christ in 1906 and 1916.

TABLE 49.—NUMBER OF NEGRO ORGANIZATIONS, BY SPECIFIED DENOMINATIONS: 1916, 1906, AND 1890.

[The denominations presented in this table reported 5,000 or more members in 1916.]

DENOMINATION.	NEGRO ORGANIZATIONS.											
	Number.			Per cent distribution.			Increase. ¹					
	1916	1906	1890	1916	1906	1890	1890-1916		1906-1916		1890-1906	
							Number.	Per cent.	Number.	Per cent.	Number.	Per cent.
Total.....	39,655	36,770	23,462	100.0	100.0	100.0	16,193	69.0	2,885	7.8	13,308	56.7
Baptists—National Convention.....	21,113	18,534	12,533	53.2	50.4	53.4	8,580	68.5	2,579	13.9	6,001	47.9
African Methodist Episcopal Church.....	6,636	6,647	2,481	16.7	18.1	10.6	4,155	167.5	-11	-0.2	4,166	167.9
Methodist Episcopal Church (part).....	3,704	3,750	2,984	9.3	10.2	12.7	720	24.1	-46	-1.2	766	25.7
African Methodist Episcopal Zion Church.....	2,716	2,204	1,704	6.8	6.0	7.3	1,012	59.4	512	23.2	500	29.3
Colored Methodist Episcopal Church.....	2,621	2,381	1,759	6.6	6.5	7.5	862	49.0	240	10.1	622	35.4
Baptists—Northern Convention (part).....	142	108	406	0.4	0.3	1.7	-284	-65.0	34	31.5	-298	-73.4
Roman Catholic Church (part).....	90	36	31	0.2	0.1	0.1	59	(²)	54	(²)	5	(²)
Presbyterian Church in the United States of America (part).....	434	417	233	1.1	1.1	1.0	201	86.3	17	4.1	184	79.0
Protestant Episcopal Church (part).....	217	198	49	0.5	0.5	0.2	168	(²)	19	9.6	149	(²)
Colored Primitive Baptists ³	336	797	323	0.8	2.2	1.4	13	4.0	-461	-57.8	474	146.7
Colored Free Will Baptists ³	170	251	0.4	0.7	170	-81	-32.3	251
Congregational Churches (part).....	154	156	85	0.4	0.4	0.4	69	(²)	-2	-1.3	71	(²)
Colored Cumberland Presbyterian Church.....	136	196	224	0.3	0.5	1.0	-88	-39.3	-60	-30.6	-28	-12.5
Disciples of Christ (part) ⁴	162	129	277	0.4	0.4	1.2	-115	-41.5	33	25.6	-148	-53.4
Christian Church (Christian Convention) (part) ³	111	92	63	0.3	0.3	0.3	48	(²)	19	(²)	29	(²)
Church of the Living God, Christian Workers for Fellowship ³	155	53	0.4	0.1	155	102	(²)	53
Free Christian Zion Church of Christ.....	35	15	0.1	(⁴)	35	20	(⁴)	15
All other bodies.....	723	806	310	1.8	2.2	1.3	413	133.2	-83	-10.3	496	160.0

¹ A minus sign (-) denotes decrease.

² Per cent not shown where base is less than 100.

³ For changes in denominations, see pp. 530 and 531.

⁴ Less than one-tenth of 1 per cent.

TABLE 50.—MEMBERS IN NEGRO ORGANIZATIONS, BY SPECIFIED DENOMINATIONS: 1916, 1906, AND 1890.

[The denominations presented in this table reported 5,000 or more members in 1916.]

DENOMINATION.	NEGRO ORGANIZATIONS—MEMBERS REPORTED.											
	Number.			Per cent distribution.			Increase. ¹					
	1916	1906	1890	1916	1906	1890	1890-1916		1906-1916		1890-1906	
							Number.	Per cent.	Number.	Per cent.	Number.	Per cent.
Total.....	4,602,805	3,691,844	2,676,539	100.0	100.0	100.0	1,926,266	72.0	910,961	24.7	1,015,305	37.9
Baptists—National Convention.....	2,938,579	2,261,607	1,348,989	63.8	61.3	60.4	1,589,590	117.8	676,972	29.9	912,618	67.7
African Methodist Episcopal Church.....	648,355	494,777	452,725	11.9	13.4	16.9	95,630	21.1	53,578	10.8	42,052	9.3
Methodist Episcopal Church (part).....	320,025	308,551	246,249	7.0	8.4	9.2	73,776	30.0	11,474	3.7	62,302	25.3
African Methodist Episcopal Zion Church.....	257,169	184,542	349,788	5.6	5.0	13.1	-92,619	-26.5	72,627	39.4	-165,246	-47.2
Colored Methodist Episcopal Church.....	245,749	172,996	129,383	5.3	4.7	4.8	116,366	89.9	72,753	42.1	43,613	33.7
Baptists—Northern Convention (part).....	53,842	32,639	35,221	1.2	0.9	1.3	18,621	52.9	21,203	65.0	-2,582	-7.3
Roman Catholic Church (part).....	51,688	24,982	17,079	1.1	1.2	0.6	34,609	202.6	6,706	14.9	27,903	163.4
Presbyterian Church in the United States of America (part).....	31,957	27,799	14,961	0.7	0.8	0.6	16,996	113.6	4,158	15.0	12,838	85.8
Protestant Episcopal Church (part).....	23,775	19,098	2,977	0.5	0.5	0.1	20,798	698.6	4,677	24.5	16,121	541.5
Colored Primitive Baptists ³	15,144	35,076	18,162	0.3	1.0	0.7	-3,018	-16.6	-19,932	-56.8	16,914	93.1
Colored Free Will Baptists ³	13,362	14,489	0.3	0.4	13,362	-1,127	-7.8	14,489
Congregational Churches (part).....	13,209	11,960	6,908	0.3	0.3	0.3	6,331	91.2	1,249	10.4	5,052	73.1
Colored Cumberland Presbyterian Church.....	13,077	18,066	12,956	0.3	0.5	0.5	121	0.9	-4,989	-27.6	5,110	39.4
Disciples of Christ (part) ⁴	11,478	9,705	18,578	0.2	0.3	0.7	-7,100	-38.2	1,773	18.3	-8,873	-47.8
Christian Church (Christian Convention) (part) ³	10,120	7,545	4,989	0.2	0.2	0.2	5,131	102.8	2,575	34.1	2,556	51.2
Church of the Living God, Christian Workers for Fellowship ³	9,626	3,524	0.2	0.1	9,626	6,102	173.2	3,524
Free Christian Zion Church of Christ.....	6,225	1,835	0.1	(⁴)	6,225	4,390	239.2	1,835
All other bodies.....	39,425	42,633	17,574	0.9	1.2	0.7	21,851	124.3	-3,228	-7.6	25,079	142.7

¹ A minus sign (-) denotes decrease.

² Corrected figures; see explanation on p. 29, for change in number of members of the Roman Catholic Church.

³ For changes in denominations, see pp. 530 and 531.

⁴ Less than one-tenth of 1 per cent.

In only two bodies included in Table 49—the Northern Baptist Convention and the Disciples of Christ—was the per cent of increase in number of Negro organizations reported higher for the period 1906–1916 than for 1890–1906; while in number of members the Colored Methodist Episcopal Church, the African Methodist Episcopal Church, the African Methodist Episcopal Zion Church, as well as the

Northern Baptist Convention and the Disciples of Christ, showed a higher per cent of increase for the period 1906–1916 than that reported for the period 1890–1906.

Distribution of members by sex.—The following table shows the sex distribution, so far as reported, of the members of Negro church organizations in 1916 and 1906, for denominations reporting over 5,000 members:

TABLE 51.—MEMBERS REPORTED BY SEX IN NEGRO ORGANIZATIONS, BY SPECIFIED DENOMINATIONS: 1916 AND 1906.

[The denominations presented in this table reported 5,000 or more members in 1916.]

DENOMINATION.	NEGRO ORGANIZATIONS—MEMBERS: 1916.						NEGRO ORGANIZATIONS—MEMBERS: 1906.							
	Total number of members reported.	Reported by sex.						Total number of members reported.	Reported by sex.					
		Total.		Male.		Female.			Total.		Male.		Female.	
		Number.	Per cent of total number.	Number.	Per cent.	Number.	Per cent.		Number.	Per cent of total number.	Number.	Per cent.	Number.	Per cent.
Total.....	4,602,805	4,413,647	95.9	1,685,213	38.2	2,728,434	61.8	3,691,844	3,533,912	95.7	1,327,094	37.6	2,206,818	62.4
Baptists—National Convention.....	2,938,571	2,933,238	99.8	1,128,237	38.5	1,805,001	61.5	2,261,607	2,201,549	97.3	822,162	37.3	1,379,387	62.7
African Methodist Episcopal Church.....	548,355	546,519	99.7	201,625	36.9	344,894	63.1	494,777	481,997	97.4	177,837	36.9	304,100	63.1
Methodist Episcopal Church (part).....	320,025	180,119	56.3	67,071	37.2	113,048	62.8	308,551	271,821	88.1	102,740	37.8	169,081	62.2
African Methodist Episcopal Zion Church.....	257,169	256,927	99.9	94,653	36.8	162,274	63.2	184,542	180,501	97.8	67,096	37.2	113,405	62.8
Colored Methodist Episcopal Church.....	245,749	245,749	100.0	94,709	38.5	151,040	61.5	172,996	169,252	97.8	64,988	38.4	104,264	61.6
Baptists—Northern Convention (part).....	53,842	45,364	84.3	17,852	39.4	27,512	60.6	32,639	29,802	91.3	10,694	35.9	19,108	64.1
Roman Catholic Church (part).....	51,688	35,083	67.9	15,729	44.8	19,354	55.2	144,982	141,682	92.7	19,809	47.5	21,873	52.5
Presbyterian Church in the United States of America (part).....	31,957	26,202	82.0	10,086	38.5	16,116	61.5	27,799	23,898	86.0	8,935	37.4	14,963	62.6
Protestant Episcopal Church (part).....	23,775	17,241	72.5	6,238	36.2	11,003	63.8	19,098	15,487	81.1	5,446	35.2	10,041	64.8
Colored Primitive Baptists ²	15,144	14,699	97.1	5,303	36.1	9,396	63.9	35,076	17,779	50.7	6,341	35.7	11,438	64.3
Colored Free Will Baptists ²	13,362	13,362	100.0	5,247	39.3	8,115	60.7	14,489	7,835	54.1	3,439	43.9	4,297	58.1
Congregational Churches (part).....	13,209	13,209	100.0	5,071	38.4	8,138	61.6	11,960	11,952	99.9	4,613	38.6	7,339	61.4
Colored Cumberland Presbyterian Church.....	13,077	13,077	100.0	5,536	42.3	7,541	57.7	18,066	18,066	100.0	8,405	46.5	9,661	53.5
Disciples of Christ (part).....	11,478	8,871	77.3	3,360	37.9	5,511	62.1	9,705	9,651	99.4	3,849	39.9	5,802	60.1
Christian Church (Christian Convention) (part) ²	10,120	9,889	97.7	4,079	41.2	5,810	58.8	7,545	7,545	100.0	3,380	44.8	4,165	55.2
Church of the Living God, Christian Workers for Fellowship ²	9,628	9,351	97.1	3,556	38.0	5,795	62.0	3,524	3,524	100.0	1,395	39.6	2,129	60.4
Free Christian Zion Church of Christ.....	6,225	6,225	100.0	2,250	36.1	3,975	63.9	1,835	1,835	100.0	740	40.3	1,095	59.7
All other bodies.....	39,425	38,522	97.7	14,611	37.9	23,911	62.1	42,653	39,736	93.2	15,226	38.3	24,510	61.7

¹ Corrected figures; see explanation on p. 29 for change in number of members of the Roman Catholic Church. ² For changes in denominations, see pp. 530 and 531.

From this table it appears that the per cent of membership for which sex distribution was reported in 1916 was, as a rule, higher than in 1906 in those denominations composed wholly of Negro organizations. In the other bodies failure to report was greater in 1916; the per cent of membership reported by sex in the Northern Baptist Convention dropped from 91.3 to 84.3; in the Methodist Episcopal Church from 88.1 to 56.3; in the Roman Catholic Church from 92.7 to 67.9; and in the Protestant Episcopal Church from 81.1 to 72.5.

The per cent of males in the membership for the Negro bodies as a whole rose from 37.6 in 1906 to 38.2 in 1916, but out of the 17 denominations shown in the table 10 showed a decrease in the proportion of males, the decrease being especially marked in the Colored Free Will Baptists, the Colored Cumberland Presbyterian Church, and the Free Christian Zion Church of Christ.

The denominations showing the highest proportion

of males in 1916—the Roman Catholic Church with 44.8 per cent, the Colored Cumberland Presbyterian Church with 42.3 per cent, and the Christian Church (Christian Convention), with 41.2 per cent—also had the highest proportion of males in 1906. The denominations showing the lowest proportion of males in 1916 were the Colored Primitive Baptists and the Free Christian Zion Church of Christ, each with 36.1 per cent, and the Protestant Episcopal Church, with 36.2 per cent. Two of these bodies—the Protestant Episcopal Church and the Colored Primitive Baptist Church—also showed the lowest proportion of males in 1906.

Church edifices and value of property.—The next two tables show, for the Negro organizations in the specified denominations, the number of church edifices and the value of church property, respectively, for 1916, 1906, and 1890; the per cent distribution for each of the three years; and the number and per cent of increase for each of the three periods.

RELIGIOUS BODIES.

TABLE 52.—CHURCH EDIFICES IN NEGRO ORGANIZATIONS, BY SPECIFIED DENOMINATIONS: 1916, 1906, AND 1890.

[The denominations presented in this table reported 5,000 or more members in 1916.]

DENOMINATION.	NEGRO ORGANIZATIONS—CHURCH EDIFICES REPORTED.											
	Number.			Per cent distribution.			Increase. ¹					
	1916	1906	1890	1916	1906	1890	1890-1916		1906-1916		1890-1906	
							Number.	Per cent.	Number.	Per cent.	Number.	Per cent.
Total.....	37,371	35,160	23,770	100.0	100.0	100.0	13,601	57.2	2,211	6.3	11,390	47.9
Baptists—National Convention.....	20,146	17,913	11,987	53.9	50.9	50.4	8,159	68.1	2,233	12.5	5,926	49.4
African Methodist Episcopal Church.....	6,302	6,538	4,124	16.9	18.6	17.3	2,178	52.8	-236	-3.6	2,414	58.5
Methodist Episcopal Church (part).....	3,624	3,672	2,800	9.7	10.4	11.8	824	29.4	-48	-1.3	872	31.1
African Methodist Episcopal Zion Church.....	2,495	2,131	1,587	6.7	6.1	6.7	908	57.2	364	17.1	544	34.3
Colored Methodist Episcopal Church.....	2,490	2,327	1,653	6.7	6.6	7.0	837	50.6	163	7.0	674	40.8
Baptists—Northern Convention (part).....	139	106	324	0.4	0.3	1.4	-185	-57.1	33	31.1	-218	-67.3
Roman Catholic Church (part).....	79	36	27	0.2	0.1	0.1	52	(?)	43	(?)	9	(?)
Presbyterian Church in the United States of America (part).....	353	383	200	0.9	1.1	0.8	153	76.5	-30	-7.8	183	91.5
Protestant Episcopal Church (part).....	196	171	53	0.5	0.5	0.2	143	(?)	25	14.6	118	(?)
Colored Primitive Baptists ²	236	501	291	0.6	1.4	1.2	-55	-18.9	-265	-52.9	210	72.2
Colored Free Will Baptists ³	164	152	0.4	0.4	164	12	7.9	152
Congregational Churches (part).....	141	137	69	0.4	0.4	0.3	72	(?)	4	2.9	68	(?)
Colored Cumberland Presbyterian Church.....	132	195	183	0.4	0.6	0.8	-51	-27.9	-63	-32.3	12	6.6
Disciples of Christ (part) ²	125	115	183	0.3	0.3	0.8	-68	-31.7	10	8.7	-68	-37.2
Christian Church (Christian Convention) (part) ³	109	91	54	0.3	0.3	0.2	55	(?)	18	(?)	37	(?)
Church of the Living God, Christian Workers for Fellowship ²	60	33	0.2	0.1	60	27	(?)	33
Free Christian Zion Church of Christ.....	35	14	0.1	(⁴)	35	21	(⁵)	14
All other bodies.....	545	645	235	1.5	1.8	1.0	310	131.9	-100	-15.5	410	174.5

¹ A minus sign (—) denotes decrease.² Per cent not shown where base is less than 100.³ For changes in denominations, see pp. 530 and 531.⁴ Less than one-tenth of 1 per cent.

TABLE 53.—VALUE OF CHURCH PROPERTY IN NEGRO ORGANIZATIONS, BY SPECIFIED DENOMINATIONS: 1916, 1906, AND 1890.

[The denominations presented in this table reported 5,000 or more members in 1916.]

DENOMINATION.	NEGRO ORGANIZATIONS—VALUE OF CHURCH PROPERTY REPORTED.											
	Amount.			Per cent distribution.			Increase. ¹					
	1916	1906	1890	1916	1906	1890	1890-1916		1906-1916		1890-1906	
							Amount.	Per cent.	Amount.	Per cent.	Amount.	Per cent.
Total.....	\$86,809,970	\$56,636,159	\$26,626,448	100.0	100.0	100.0	\$60,183,522	226.0	\$30,173,811	53.3	\$30,009,711	112.7
Baptists—National Convention.....	41,184,920	24,437,272	9,038,549	47.4	43.1	33.9	32,146,371	355.7	16,747,648	68.5	15,398,723	170.4
African Methodist Episcopal Church.....	14,631,792	11,303,489	6,468,280	16.9	20.0	24.3	8,163,512	126.2	3,328,303	29.4	4,835,209	74.8
Methodist Episcopal Church (part).....	8,047,197	6,104,379	3,630,093	9.3	10.8	13.6	4,417,104	121.7	1,942,818	31.8	2,474,286	68.2
African Methodist Episcopal Zion Church.....	7,591,393	4,833,207	2,714,128	8.7	8.5	10.2	4,877,265	179.7	2,758,186	57.1	2,119,079	78.1
Colored Methodist Episcopal Church.....	5,619,862	3,017,849	1,713,366	6.5	5.3	6.4	3,906,496	228.0	2,602,013	86.2	1,304,483	76.1
Baptists—Northern Convention (part).....	2,779,199	1,561,326	1,087,518	3.2	2.8	4.1	1,691,681	155.6	1,217,873	78.0	473,808	43.6
Roman Catholic Church (part).....	1,173,372	678,480	237,400	1.4	1.2	0.9	935,972	394.3	494,892	72.9	441,080	185.8
Presbyterian Church in the United States of America (part).....	1,276,148	752,387	391,650	1.5	1.3	1.5	884,498	225.8	523,761	69.6	360,737	92.1
Protestant Episcopal Church (part).....	1,527,768	1,773,279	192,750	1.8	3.1	0.7	1,335,018	692.6	-245,511	-13.8	1,580,529	820.0
Colored Primitive Baptists ²	154,690	296,539	135,427	0.2	0.5	0.5	19,263	14.2	-141,849	-47.8	161,112	119.0
Colored Free Will Baptists ²	178,385	79,278	0.2	0.1	178,385	99,107	125.0	79,278
Congregational Churches (part).....	843,518	459,497	246,125	1.0	0.8	0.9	597,393	242.7	384,021	83.6	213,372	86.7
Colored Cumberland Presbyterian Church.....	230,426	208,778	195,826	0.3	0.4	0.7	34,600	17.7	26,648	13.1	7,952	4.1
Disciples of Christ (part) ²	246,730	170,265	176,795	0.3	0.3	0.7	69,935	39.6	76,465	44.9	-6,530	-3.7
Christian Church (Christian Convention) (part) ²	156,226	69,505	23,500	0.2	0.1	0.1	132,726	564.8	86,721	124.8	46,005	195.8
Church of the Living God, Christian Workers for Fellowship ²	78,955	32,875	0.1	0.1	78,955	46,080	140.2	32,875
Free Christian Zion Church of Christ.....	35,900	5,975	(²)	(²)	35,900	29,925	500.8	5,975
All other bodies.....	1,053,489	856,779	375,041	1.2	1.5	1.4	673,448	180.9	196,710	23.0	481,738	128.4

¹ A minus sign (—) denotes decrease.² For changes in denominations, see pp. 530 and 531.³ Less than one-tenth of 1 per cent.

According to these tables, there were 37,371 church edifices and property to the value of \$86,809,970 reported in 1916. The five bodies ranking highest, both as to number of edifices and value of church property are: The National Baptist Convention, reporting 53.9 per cent of church edifices and 47.4

per cent of the value of church property; the African Methodist Episcopal Church, with 16.9 per cent both of edifices and church property; the Negro organizations in the Methodist Episcopal Church, with 9.7 per cent of church edifices and 9.3 per cent of church property; the African Methodist Episcopal Zion

Church, with 6.7 and 8.7 per cent, respectively; and the Colored Methodist Episcopal Church, with 6.7 and 6.5 per cent, respectively. These five bodies together comprised 93.9 per cent of the total number of church edifices and 88.8 per cent of the total value of property in 1916.

As shown by the tables, the total increase in number of church edifices was 2,211, or 6.3 per cent, from 1906 to 1916; and 11,390, or 47.9 per cent, from 1890 to 1906. This wide difference in the increase in the number of church edifices in the latter period as compared with the first is due partly, as explained on page 44, to the difference of 6 years covered by the two periods, and partly to the consolidation of church organizations which necessarily affected the increase in number of church edifices. Notwithstanding the difference of 6 years in the two periods, the amount of increase in the value of church property in the later period was slightly greater than that of the earlier one, or \$30,173,811 from 1906 to 1916, and \$30,009,711 from 1890 to 1906. Much the greatest absolute increase for both edifices and value of property for the two periods is shown by the National Baptist Convention, namely, an increase of 2,233 edifices and \$16,747,648 in value of property during the period 1906-1916, and 5,926 edifices and \$15,398,723 in value of church property during the period 1890-1906. The highest percentage of increase in number of edifices, from 1906 to 1916, is shown by the Negro organizations in the Northern Baptist Convention—31.1 per cent—while for value of church property the Free

Christian Zion Church of Christ showed an increase of 500.8 per cent for the same period.

The bodies showing a decrease, from 1906 to 1916, in the number of church edifices were the Colored Primitive Baptists, the African Methodist Episcopal Church, the Colored Cumberland Presbyterian Church, the Methodist Episcopal Church, and the Presbyterian Church in the United States of America. The cause of this decrease in some denominations was the consolidation of organizations and the elimination of weak congregations; the situation in the Colored Primitive Baptists has already been referred to (p. 131); in other bodies there appears to have been considerable readjustment. That there has been no serious loss is evident from the substantial increase in membership and in value of church property. The only body besides the Colored Primitive Baptists showing a decrease in value of church property is the Protestant Episcopal Church, a decrease, from 1906 to 1916, of \$245,511, or 13.8 per cent. This decrease is due mainly to the failure of a few large Negro churches to report this item.

Debt on church property.—The following table shows for 1916 and 1906, for the Negro organizations in the selected denominations, first, the number of organizations reporting debt and the percentage which they form of the organizations reporting value of property; second, the value of church property, the amount of debt reported, and the per cent the debt represents of the value; and, third, the increase in debt from 1906 to 1916.

TABLE 54.—DEBT ON CHURCH PROPERTY REPORTED IN NEGRO ORGANIZATIONS, BY SPECIFIED DENOMINATIONS: 1916 AND 1906.

[The denominations presented in this table reported 5,000 or more members in 1916.]

DENOMINATION.	NEGRO ORGANIZATIONS REPORTING DEBT ON CHURCH PROPERTY.				1916			1906			INCREASE ¹ IN DEBT REPORTED: 1906 TO 1916.	
	Number.		Per cent of Negro organizations reporting value.		Value of church property reported.	Debt reported.		Value of church property reported.	Debt reported.		Amount.	Per cent.
	1916	1906	1916	1906		Amount.	Per cent of value.		Amount.	Per cent of value.		
Total.....	10,165	9,003	27.3	26.0	\$36,809,970	\$7,938,095	9.1	\$56,636,159	\$5,005,905	8.8	\$2,932,190	58.6
Baptists—National Convention.....	4,210	3,100	20.9	17.3	41,184,920	3,433,366	8.3	24,437,272	1,757,190	7.2	1,676,176	95.4
African Methodist Episcopal Church.....	2,437	2,574	39.1	40.9	14,631,792	1,518,332	10.4	11,303,489	1,191,921	10.5	326,411	27.4
Methodist Episcopal Church (part).....	1,316	1,372	36.5	38.3	8,047,197	846,012	10.5	6,104,379	611,166	10.0	234,846	38.4
African Methodist Episcopal Zion Church.....	793	724	32.0	34.4	7,591,393	795,437	10.5	4,833,207	474,269	9.8	321,168	67.7
Colored Methodist Episcopal Church.....	828	692	32.5	30.6	5,619,862	311,066	5.5	3,017,849	215,111	7.1	95,955	44.6
Baptists—Northern Convention (part).....	69	55	50.0	56.7	2,779,199	451,058	16.2	1,561,326	356,993	22.9	94,065	26.3
Roman Catholic Church (part).....	23	8	31.5	25.0	1,173,372	182,400	15.5	678,480	75,650	11.1	106,750	141.1
Presbyterian Church in the United States of America (part).....	80	59	22.2	16.2	1,276,148	59,291	4.6	752,387	39,208	5.2	20,083	51.2
Protestant Episcopal Church (part).....	40	28	21.3	17.6	1,527,768	94,908	6.2	1,773,279	113,246	6.4	-18,338	-16.2
Colored Primitive Baptists ²	46	34	28.0	6.7	154,690	8,507	5.5	296,539	6,968	2.3	1,539	22.1
Colored Free Will Baptists ²	35	22	20.8	14.6	178,385	9,525	5.3	79,278	3,485	4.4	6,040	173.3
Congregational Churches (part).....	36	32	26.3	23.4	843,518	42,987	5.1	459,497	32,106	7.0	10,881	33.9
Colored Cumberland Presbyterian Church.....	11	18	8.5	9.4	230,426	7,576	3.3	203,778	10,407	5.1	-2,831	-27.2
Disciples of Christ (part).....	30	29	31.6	25.0	246,730	21,626	8.8	170,265	16,898	9.9	4,728	28.0
Christian Church (Christian Convention) (part) ²	29	16	27.1	17.8	156,226	18,887	12.1	69,505	2,460	3.5	16,427	667.8
Church of the Living God, Christian Workers for Fellowship.....	14	8	23.3	23.5	78,955	7,380	9.3	32,875	1,810	5.5	5,570	307.7
Free Christian Zion Church of Christ.....	13	7	37.1	53.8	35,900	1,700	4.7	5,975	1,150	19.2	550	47.8
All other bodies.....	155	225	27.3	36.1	1,053,489	128,037	12.2	856,779	95,867	11.2	32,170	33.6

¹ A minus sign (—) denotes decrease.

² For changes in denominations, see pp. 530 and 531.

The total amount of debt reported by the Negro church organizations was \$7,938,095 for 1916 and \$5,005,905 for 1906, an increase of \$2,932,190, or 58.6 per cent. Inquiry concerning debt was not made in 1890. The organizations reporting debt represented 27.3 per cent of the total number of Negro organizations reporting value of church property in 1916, as against 26 per cent in 1906; and the amount of debt reported represented 9.1 per cent of the value of property in 1916, as against 8.8 per cent in 1906. In the Northern Baptist Convention 50 per cent of the Negro organizations reporting church property in 1916 also reported debt, as compared with 56.7 per cent in 1906. This denomination also reported the

highest percentage of debt, as compared with value, at the two censuses, the Roman Catholic showing the next highest. The denomination showing the lowest percentage of debt in 1916 is the Colored Cumberland Presbyterian, with 3.3 per cent, as against 5.1 per cent in 1906. The National Baptist Convention reported the largest increase in amount of debt—\$1,676,176.

Parsonages.—The following table shows, for 1916 and 1906, for the Negro organizations in the selected denominations, the number of organizations reporting parsonages and the per cent they represent of the total number of organizations, the value of parsonages reported, the increase in value from 1906 to 1916, and the average value per organization reporting.

TABLE 55.—VALUE OF PARSONAGES REPORTED BY NEGRO ORGANIZATIONS, BY SPECIFIED DENOMINATIONS: 1916 AND 1906.

[The denominations presented in this table reported 5,000 or more members in 1916.]

DENOMINATION.	NEGRO ORGANIZATIONS REPORTING PARSONAGES.				VALUE OF PARSONAGES REPORTED.					
	Number.		Per cent of total Negro organizations.		Amount.		Increase: ¹ 1906 to 1916.		Average per organization reporting.	
	1916	1906	1916	1906	1916	1906	Amount.	Per cent.	1916	1906
Total.....	5,299	4,779	13.4	13.0	\$6,231,459	\$3,727,884	\$2,503,575	67.2	\$1,176	\$780
Baptists—National Convention.....	690	709	3.3	3.8	964,325	617,241	347,084	56.2	1,398	871
African Methodist Episcopal Church.....	1,867	1,783	28.1	26.8	2,025,552	1,255,246	770,306	61.4	1,085	704
Methodist Episcopal Church (part).....	1,359	1,206	36.7	32.2	1,175,675	777,715	397,960	51.2	865	645
African Methodist Episcopal Zion Church.....	485	348	17.9	15.8	632,416	350,690	281,726	80.3	1,304	1,008
Colored Methodist Episcopal Church.....	525	421	20.0	17.7	552,106	237,547	314,559	132.4	1,052	564
Baptists—Northern Convention (part).....	23	17	16.2	15.7	95,600	35,500	60,100	169.3	4,157	2,088
Roman Catholic Church (part).....	56	22	62.2	61.1	273,550	109,400	164,150	150.0	4,885	4,973
Presbyterian Church in the United States of America (part).....	90	75	20.7	18.0	146,100	66,430	79,670	119.9	1,623	886
Protestant Episcopal Church (part).....	67	58	30.9	29.3	182,000	164,950	17,050	10.3	2,716	2,844
Colored Primitive Baptists ²	12	21	3.6	2.6	13,940	10,095	3,845	38.1	1,162	481
Colored Free Will Baptists ²	6	6	—	2.4	—	1,475	-1,475	—	—	246
Congregational Churches (part).....	47	36	30.5	23.1	95,570	46,125	49,445	107.2	2,033	1,281
Colored Cumberland Presbyterian Church.....	6	8	4.4	4.1	8,100	5,825	2,275	39.1	1,350	728
Disciples of Christ (part).....	8	4	4.9	3.1	5,450	1,950	3,500	179.5	681	488
Christian Church (Christian Convention) (part) ²	2	3	1.8	3.3	4,000	600	3,400	566.7	2,000	200
Church of the Living God, Christian Workers for Fellowship ²	—	—	—	—	—	—	—	—	—	—
Free Christian Zion Church of Christ.....	13	2	37.1	13.3	8,500	450	8,050	(³)	654	225
All other bodies.....	49	60	6.8	7.4	48,575	46,645	1,930	4.1	991	777

¹ A minus sign (—) denotes decrease.

² For changes in denominations, see pp. 530 and 531.

³ Per cent not shown where more than 1,000.

The total number of Negro organizations reporting parsonages in 1916 was 5,299 as against 4,779 in 1906, and these organizations represented practically the same proportion (about 13 per cent) of the total Negro organizations at each census. The value of parsonages reported in 1916 was \$6,231,459, an increase of \$2,503,575, or 67.2 per cent, over the amount for 1906, and the average value per organization increased from \$780 in 1906 to \$1,176 in 1916.

Parsonages were reported by nearly two-thirds (62.2 per cent) of the Negro organizations in the Roman Catholic Church, by more than one-third (about 37 per cent) of the organizations in the Free Christian Zion Church of Christ, and the Negro organizations in the Methodist Episcopal Church, and by slightly less than one-third (about 31 per cent) of those in the Protestant Episcopal Church and the Congregational Churches. All but 2 of the denominations presented in the table

showed an increase in the proportion of organizations reporting parsonages. Two denominations—Colored Free Will Baptists and the Church of the Living God, Christian Workers for Fellowship—reported no parsonages in 1916, and the same was true of the latter in 1906.

The small percentage of organizations reporting parsonages is due probably to the fact that the Negro churches, especially in the South, are generally located in rural districts, and to the further fact, as stated in connection with the tables relating to ministers, that a large number of the pastors do not depend upon the salaries received from the churches for their support, but engage in other occupations, very largely farming. This is especially noticeable in regard to the National Baptist Convention, in which body only 3.3 per cent of the churches reported any parsonages at all, while the average value of those reported was \$1,398, showing that they were evidently chiefly urban in location.

Of the total value of parsonages reported—\$6,231,459—the African Methodist Episcopal Church reported \$2,025,552, and the Negro organizations of the Methodist Episcopal Church \$1,175,675, these two Methodist bodies representing over 50 per cent of the total value. The highest average value of parsonages was reported by the Negro organizations of the Roman Catholic Church (\$4,885) and the Northern Baptist Convention (\$4,157). The denominations showing the lowest average values are the Free Christian Zion Church of Christ, \$654, and the Disciples of Christ, \$681.

Expenditures.—The following table gives for 1916 the number and per cent of Negro organizations in the specified denominations reporting church expenditures, the amount reported, and the average per organization reporting.

DENOMINATION.	NEGRO ORGANIZATIONS REPORTING EXPENDITURES: 1916.		EXPENDITURES: 1916.	
	Number.	Per cent of total Negro organizations.	Amount.	Average per organization reporting.
Total.....	37,660	95.0	\$18,529,827	\$492
Baptists—National Convention.....	19,988	94.7	8,361,919	418
African Methodist Episcopal Church.....	6,516	98.2	3,413,395	524
Methodist Episcopal Church (part).....	3,639	98.2	1,670,407	459
African Methodist Episcopal Zion Church.....	2,641	97.2	1,700,737	644
Colored Methodist Episcopal Church.....	2,613	99.7	1,736,692	665
Baptists—Northern Baptist Convention (part).....	136	95.8	381,457	2,805
Roman Catholic Church (part).....	70	77.8	262,112	3,744
Presbyterian Church in the United States of America (part).....	414	95.4	204,944	495
Protestant Episcopal Church (part).....	200	92.2	218,912	1,095
Colored Primitive Baptists.....	170	50.6	22,881	135
Colored Free Will Baptists.....	168	98.8	36,647	218
Congregational Churches (part).....	139	90.3	99,503	716
Colored Cumberland Presbyterian Church.....	127	93.4	39,497	311
Disciples of Christ (part).....	96	59.3	53,798	560
Christian Church (Christian Convention) (part).....	103	92.8	36,338	353
Church of the Living God, Christian Workers for Fellowship.....	62	40.0	18,812	303
Free Christian Zion Church of Christ.....	35	100.0	19,154	547
All other bodies.....	543	75.1	252,622	465

As all church organizations must have some running expenses, it is evident from the table that 5 per cent of the Negro organizations failed to make report. With the exception of 4 denominations shown in the table, a report was made by more than 90 per cent of the organizations in each denomination. The report for these 4 denominations was very small, being only 40 per cent for the Church of the Living God, Christian Workers for Fellowship, 50.6 per cent for the Colored Primitive Baptists, 59.3 per cent for the Negro organizations in the Disciples of Christ and 77.8 per cent for those in the Roman Catholic Church. The total amount expended by the 95 per cent of Negro organizations in 1916 was \$18,529,827, of which somewhat more than \$8,000,000 was reported by the National Baptist Convention, more than \$3,000,000 by the African Methodist Episcopal Church, and over \$1,500,000 each by the 3 Methodist bodies following next in order of number of members. The highest averages

per organization reporting are for 3 bodies which are composed in part only of Negro organizations and in which there are no separate Negro ecclesiastical subdivisions, namely, the Roman Catholic Church, \$3,744, the Northern Baptist Convention, \$2,805, and the Protestant Episcopal Church, \$1,095. The highest average for a wholly Negro body is \$665 for the Colored Methodist Episcopal Church, followed by the African Methodist Episcopal Zion Church, \$644, the Free Christian Zion Church of Christ, \$547, and the African Methodist Episcopal Church, \$524.

Sunday schools.—The following table shows, for 1916 and 1906, the number and per cent of Negro organizations in the specified denominations reporting Sunday schools, the number of schools, of officers and teachers, and of scholars reported, with the increase in the number of scholars.

According to this table, 92.8 per cent of the total number of Negro organizations reported Sunday schools in 1916 as against 91.2 per cent in 1906. The table shows that there was an increase in the number of schools reported, with a corresponding increase in the number of officers and teachers and in the number of scholars, the gain in the latter case amounting to 413,744, or 23.8 per cent. The increase in the number of Negro organizations reporting Sunday schools from 33,538 to 36,797, or 9.7 per cent, and a percentage of increase of 23.8 in the number of scholars may be compared with the increase of 7.8 per cent in number of Negro organizations and of 24.7 in number of members. From these percentages it appears that the growth in number of church organizations was less rapid than in number of Sunday schools, but that the increase in number of scholars did not keep pace with the increase in number of church members. These percentages would indicate that the rapid extension of Sunday school work, shown on page 60, for all denominations, irrespective of race, is taking place among the white and not among the Negro organizations. It is to be remembered, however, that the period covered by the last enumeration was a period of some disorganization among Negro churches, the effects of which, as previously noted, are shown to a marked degree in the Colored Primitive Baptists and in several of the minor bodies.

In the National Baptist Convention the per cent of the total organizations reporting Sunday schools was the same at the two periods; in the Colored Methodist Episcopal Church it rose from 92.7 to 96.9; in the Northern Baptist Convention, from 94.4 to 96.5; in the Colored Free Will Baptists, from 39.8 to 51.2; and in the Disciples of Christ, from 86 to 92. In the Church of the Living God, Christian Workers for Fellowship, it fell from 90.6 to 63.9 per cent.

The National Baptist Convention comprised more than one-half of the total number of Sunday schools and of scholars and nearly one-half of the total number of officers and teachers. The next largest

numbers were reported by the African Methodist Episcopal Church, the Negro organizations in the Methodist Episcopal Church, the African Methodist Episcopal Zion Church, and the Colored Methodist Episcopal Church, these four Methodist denominations and the National Baptist Convention together representing more than 93 per cent, respectively, of the total number of Sunday schools, of officers and

teachers, and of scholars. In order of increase in the number of scholars, the National Baptist Convention reported 256,605, or 27.8 per cent; the Colored Methodist Episcopal Church, 75,423, or 81.6 per cent; the African Methodist Episcopal Zion Church, 27,410, or 25.5 per cent; the African Methodist Episcopal Church, 18,362, or 6.3 per cent; and the Negro organizations in the Methodist Episcopal Church, 10,172, or 5 per cent.

TABLE 57.—SUNDAY SCHOOLS, OFFICERS AND TEACHERS, AND SCHOLARS REPORTED BY NEGRO ORGANIZATIONS, BY SPECIFIED DENOMINATIONS: 1916 AND 1906.

[The denominations presented in this table reported 5,000 or more members in 1916.]

DENOMINATION.	NEGRO ORGANIZATIONS REPORTING SUNDAY SCHOOLS.				1916			1906			INCREASE ¹ IN NUMBER OF SCHOLARS: 1906 TO 1916.	
	Number.		Per cent of total Negro organizations.		Number of Sunday schools reported.	Number of officers and teachers.	Number of scholars.	Number of Sunday schools reported.	Number of officers and teachers.	Number of scholars.	Number.	Per cent.
	1916	1906	1916	1906								
Total.....	36,797	33,538	92.8	91.2	37,426	247,804	2,153,843	34,681	210,148	1,740,099	413,744	23.8
Baptists—National Convention.....	19,909	17,478	94.3	94.3	20,099	123,817	1,181,270	17,910	100,069	924,665	256,605	27.8
African Methodist Episcopal Church.....	6,084	6,056	91.7	91.1	6,277	45,350	311,051	6,285	41,941	292,689	18,362	6.3
Methodist Episcopal Church (part).....	3,490	3,522	94.2	93.9	3,614	25,906	214,982	3,745	26,044	204,810	10,172	5.0
African Methodist Episcopal Zion Church.....	2,535	2,060	93.3	93.5	2,544	18,982	135,102	2,092	16,245	107,692	27,410	25.5
Colored Methodist Episcopal Church.....	2,541	2,207	96.9	92.7	2,543	18,890	167,880	2,328	12,375	92,457	75,423	81.6
Baptists—Northern Convention (part).....	137	102	96.5	94.4	138	1,969	20,705	106	1,382	12,827	7,878	61.4
Roman Catholic Church (part).....	74	30	82.2	83.3	84	453	9,655	33	220	3,151	6,504	206.4
Presbyterian Church in the United States of America (part).....	414	405	95.4	97.1	430	2,905	27,618	433	2,791	24,904	2,714	10.9
Protestant Episcopal Church (part).....	194	180	89.4	90.9	201	1,364	15,932	188	1,189	13,779	2,153	15.6
Colored Primitive Baptists ²	87	166	25.9	20.8	88	406	3,201	166	911	6,224	-3,023	-48.6
Colored Free Will Baptists ²	87	100	51.2	39.8	90	483	4,168	100	382	3,307	861	26.0
Congregational Churches (part).....	148	150	96.1	96.2	162	1,093	10,352	174	1,056	10,339	13	0.1
Colored Cumberland Presbyterian Church.....	133	192	97.8	98.0	139	928	7,471	192	933	6,952	519	7.5
Disciples of Christ (part).....	149	111	92.0	86.0	175	850	7,219	117	639	4,319	2,900	67.1
Christian Church (Christian Convention) (part) ²	105	87	94.6	94.6	106	640	6,834	88	447	4,001	2,833	70.8
Church of the Living God, Christian Workers for Fellowship ²	99	48	63.9	90.6	99	296	2,328	49	143	1,175	1,153	98.1
Free Christian Zion Church of Christ.....	35	7	100.0	46.7	35	288	3,411	7	63	340	3,071	903.2
All other bodies.....	576	637	79.7	79.0	602	3,184	24,664	668	3,318	26,468	-1,804	-6.8

¹ A minus sign (-) denotes decrease.

² For changes in denominations, see pp. 530 and 531.

MEMBERSHIP BY STATES.

Table 58 gives the membership of Negro organizations, by states, arranged according to the highest membership in 1916, with the membership and relative position of each state at the two censuses of 1906 and 1890.

From this table it appears that in 1916, as in 1906 and 1890, the largest membership of Negro organizations was shown in the Southern states, Georgia leading at each period. Alabama, which ranked third in 1890, rose to second place in 1906 and 1916; South Carolina, which was second in 1890, ranked third in 1906 and 1916; Mississippi, which was sixth in 1890, ranked fourth in 1906 and 1916; and Texas rose from seventh place in 1890 and 1906 to fifth in 1916.

These five states, Georgia, Alabama, South Carolina, Mississippi, and Texas, reported 50 per cent or more of the entire membership of Negro organizations at each period; while these, with North Carolina, Virginia, Arkansas, Louisiana, Tennessee, Florida, and Kentucky reported, in 1916, more than four-fifths (85 per cent) of such membership in the United States. If the membership for Oklahoma, Delaware, Maryland, District of Columbia, and West Virginia be

included, thus completing the membership reported for the South Atlantic and both South Central divisions, a total of 4,143,296, or 90 per cent of the total membership of Negro organizations in the United States, was reported by these 17 states as against 91.6 per cent in 1906 and 93.2 per cent in 1890. The only Northern state reporting over 100,000 members of Negro organizations in 1916 was Pennsylvania, with 108,672 members.

The District of Columbia more than doubled its Negro membership from 1890 to 1906, but the increase in 1916 was comparatively slight.

North Dakota and Vermont reported no members of Negro church organizations at any of the three censuses; Idaho and Nevada reported for the first time in 1916, and New Hampshire and South Dakota for the first time in 1906. In general, a continuous, if not uniform, increase is shown for the two periods. North Carolina, Michigan, Oregon, and Wyoming show a decrease in 1906 as against 1890, but in each of these states, except Oregon, the loss was more than made up in the period 1906 to 1916. Indiana, Massachusetts, South Dakota, and Maine show a decrease in 1916, as compared with 1906.

STATISTICS OF NEGRO ORGANIZATIONS.

TABLE 58.—TOTAL MEMBERS IN NEGRO ORGANIZATIONS, BY STATES: 1916, 1906, AND 1890.

STATE.	NEGRO ORGANIZATIONS—MEMBERS.						STATE.	NEGRO ORGANIZATIONS—MEMBERS.					
	1916		1906		1890			1916		1906		1890	
	Number.	Rank.	Number.	Rank.	Number.	Rank.		Number.	Rank.	Number.	Rank.	Number.	Rank.
Total ¹	4,602,805	3,691,844	2,676,539	Indiana.....	20,833	24	23,133	22	13,404	20
Georgia.....	581,724	1	507,235	1	341,433	1	Delaware.....	10,989	25	10,879	25	6,595	24
Alabama.....	475,140	2	397,243	2	297,161	3	Massachusetts.....	8,610	26	9,402	26	3,638	27
South Carolina.....	447,084	3	394,179	3	317,020	2	Michigan.....	8,469	27	3,235	30	3,957	25
Mississippi.....	403,881	4	359,001	4	224,404	6	California.....	6,906	28	4,564	27	3,720	26
Texas.....	396,157	5	227,685	7	186,038	7	Connecticut.....	6,292	29	4,492	28	1,624	30
North Carolina.....	359,380	6	283,717	6	290,755	4	Iowa.....	5,313	30	4,108	29	2,643	28
Virginia.....	328,230	7	307,463	5	238,617	5	Colorado.....	4,448	31	2,507	31	1,171	31
Arkansas.....	242,199	8	146,319	10	106,445	10	Minnesota.....	2,629	32	1,453	33	958	32
Louisiana.....	209,843	9	187,500	8	108,872	9	Rhode Island.....	2,590	33	2,114	32	1,999	29
Tennessee.....	196,022	10	172,972	9	131,015	8	Nebraska.....	2,070	34	1,007	34	399	34
Florida.....	138,055	11	106,141	12	64,337	12	Washington.....	1,204	35	614	35	66	39
Kentucky.....	137,211	12	117,373	11	92,768	11	Wisconsin.....	575	36	310	36	268	36
Pennsylvania.....	108,672	13	60,476	14	26,753	15	Arizona.....	532	37	208	38	155	37
Maryland.....	87,179	14	72,532	13	58,566	13	Montana.....	310	38	135	40	32	42
Missouri.....	75,792	15	50,165	15	42,452	14	Oregon.....	291	39	160	39	291	35
Oklahoma.....	59,967	16	49,153	20	4,880	33	New Mexico.....	231	40	221	37	62	40
Illinois.....	49,635	17	32,058	18	15,635	19	Wyoming.....	189	41	45	41	154	38
Ohio.....	49,053	18	33,719	17	19,327	17	Utah.....	86	42	30	43	7	43
District of Columbia.....	48,377	19	47,119	16	22,965	16	Idaho.....	50	43
New York.....	43,921	20	30,857	19	17,216	18	New Hampshire.....	39	44	20	45
New Jersey.....	38,839	21	28,015	21	12,720	21	South Dakota.....	18	45	38	42
West Virginia.....	21,858	22	14,949	24	7,160	23	Maine.....	17	46	25	44	45	41
Kansas.....	21,842	23	17,273	23	9,750	22	Nevada.....	5	47

¹ North Dakota and Vermont had no Negro organizations in 1916, 1906, or 1890.
² Corrected figures; see explanation on p. 29 for change in number of members of the Roman Catholic Church.
³ Corrected figures (see explanation on p. 29); also includes 2,562 members of the Roman Catholic Negro organizations, not distributed by states.
⁴ Oklahoma and Indian Territory combined.

Table 59 shows a geographic distribution of the members of Negro church organizations.

DIVISION.	NEGRO ORGANIZATIONS—MEMBERS.			PER CENT DISTRIBUTION.		
	1916	1906	1890	1916	1906	1890
	United States.....	4,602,805	3,691,844	2,676,539	100.0	100.0
New England.....	17,548	16,053	7,306	0.4	0.4	0.3
Middle Atlantic.....	191,432	119,348	56,689	4.2	3.2	2.1
East North Central.....	128,613	92,455	53,091	2.8	2.5	2.0
West North Central.....	107,664	74,044	56,202	2.3	2.0	2.1
South Atlantic.....	2,022,876	1,744,214	1,347,448	43.9	47.2	50.3
East South Central.....	1,212,254	1,046,589	745,348	26.3	28.3	27.8
West South Central.....	908,166	590,657	402,235	19.7	16.0	15.0
Mountain.....	5,851	3,146	1,581	0.1	0.1	0.1
Pacific.....	8,401	5,338	4,077	0.2	0.1	0.2

¹ Corrected figures; see explanatory footnotes to Table 58.

An examination of the table shows that, while the South Atlantic division comprised the largest membership at each of the three censuses, there was a very uniform decrease in the proportions. The East South Central division, which comprised the next highest number of members, showed a smaller proportion in 1916 than in 1906 or 1890, but the proportion in 1906 was slightly in excess of that in 1890. The West South Central division, which was third in number of members, differed from the other two southern divisions by showing a gradual increase in the proportions. Outside of the three southern divisions, the changes in the proportions were very slight, but with a general tendency toward increase.

GENERAL TABLES-ALL RELIGIOUS BODIES

(TABLES 60-69)

RELIGIOUS BODIES.

TABLE 60.—STATISTICS OF RELIGIOUS BODIES IN THE

DENOMINATION.	Total number of organizations.	MEMBERS.					PLACES OF WORSHIP.			VALUE OF CHURCH PROPERTY.	
		Number of organizations reporting.	Total number reported.	Sex.		Number of organizations reporting.		Number of church edifices reported.	Number of organizations reporting.	Value reported.	
				Number of organizations reporting.	Male.	Female.	Church edifices.				Halls, etc.
All denominations.....	227,487	226,718	41,926,854	197,403	15,653,958	19,990,204	199,634	14,028	203,432	197,807	\$1,676,600,582
Adventist bodies:											
Advent Christian Church.....	535	534	30,597	456	10,807	15,620	416	50	418	417	1,188,070
Seventh-day Adventist Denomination.....	2,011	2,011	79,355	2,011	26,111	53,244	1,224	499	1,231	1,254	2,568,495
Church of God (Adventist).....	22	22	848	22	331	517	8	14	8	8	8,200
Life and Advent Union.....	13	13	658	12	256	395	8	4	8	8	41,600
Churches of God in Christ Jesus.....	87	87	3,457	87	1,439	2,018	52	12	52	52	78,870
American Rescue Workers.....	29	29	611	29	384	227	2	22	2	8	1,900
Armenian Church.....	34	34	27,450	29	15,334	7,116	10	20	10	10	142,500
Assemblies of God, General Council.....	118	118	6,703	118	2,739	3,964	61	46	63	68	101,779
Bahais.....	57	57	2,884	54	901	1,822	1	56	1	2	1,273
Baptist bodies:											
Baptists—											
Northern Baptist Convention.....	8,159	8,148	1,232,135	7,295	417,285	685,732	7,746	206	8,105	7,748	94,644,133
Southern Baptist Convention.....	23,627	23,580	2,708,870	17,117	869,610	1,202,591	19,597	1,126	19,770	19,298	58,348,373
National Baptist Convention.....	21,113	21,071	2,938,579	21,018	1,128,237	1,805,001	20,070	478	20,146	20,117	41,184,920
General Six Principle Baptists.....	10	10	456	10	163	293	10	—	11	10	25,850
Seventh Day Baptists.....	68	68	7,980	67	3,236	4,728	62	4	62	59	307,600
Free Baptists.....	171	171	12,570	169	4,405	8,004	155	10	159	159	670,720
Free Will Baptists.....	750	750	54,833	749	22,013	32,764	656	62	656	664	517,240
Colored Free Will Baptists.....	170	169	13,362	169	5,247	8,115	164	3	164	168	178,385
Free Will Baptists (Bullockites).....	12	12	184	12	71	113	6	5	6	6	3,450
General Baptists.....	518	517	33,466	498	12,762	19,115	388	81	390	393	421,837
Separate Baptists.....	46	46	4,254	40	1,726	2,228	41	—	41	40	47,565
Regular Baptists.....	401	401	21,521	230	4,923	8,232	191	34	192	189	141,480
United Baptists.....	254	254	22,097	127	4,291	7,215	81	30	82	82	52,147
Duck River and Kindred Associations of Baptists (Baptist Church of Christ).....	105	105	6,872	60	1,737	2,555	51	5	51	49	40,600
Primitive Baptists.....	2,143	2,142	80,311	2,006	28,269	46,406	1,695	105	1,697	1,550	1,601,807
Colored Primitive Baptists.....	336	336	15,144	333	5,303	9,396	214	19	236	164	154,690
Two-Seed-in-the-Spirit Predestinarian Baptists.....	55	48	679	30	150	247	37	1	37	35	23,950
Brethren, German Baptist (Dunkers):											
Church of the Brethren (Conservative Dunkers).....	999	997	105,102	977	44,923	58,212	928	41	1,340	928	3,990,898
Old Order German Baptist Brethren.....	67	67	3,399	67	1,494	1,905	60	3	73	60	107,212
The Brethren Church (Progressive Dunkers).....	203	201	24,060	197	9,699	13,949	183	13	192	184	896,725
German Seventh Day Baptists.....	5	5	136	5	48	88	3	—	3	3	33,000
Church of God (New Dunkers).....	13	13	929	8	261	415	13	—	13	13	28,000
Brethren, Plymouth:											
Brethren, Plymouth, I.....	161	161	3,896	161	1,595	2,301	21	140	21	21	51,650
Brethren, Plymouth, II.....	130	129	5,928	129	2,363	3,565	25	105	25	25	108,751
Brethren, Plymouth, III.....	17	17	476	17	204	272	—	—	—	—	—
Brethren, Plymouth, IV.....	72	72	1,389	72	558	831	—	—	—	—	—
Brethren, Plymouth, V.....	80	80	1,820	80	808	1,012	1	79	1	2	1,200
Brethren, Plymouth, VI.....	10	10	208	10	79	129	—	—	—	—	—
Brethren, River:											
Brethren in Christ.....	72	72	3,805	72	1,541	2,264	64	5	64	67	218,875
Old Order or Yorker Brethren.....	9	9	432	9	174	258	—	—	—	—	—
United Zion's Children.....	31	31	1,152	30	478	667	26	5	27	26	67,125
Buddhists:											
Chinese temples ¹	12	12	5,639	12	4,698	941	11	1	12	12	73,050
Japanese temples.....	—	—	—	—	—	—	—	—	—	—	—
Catholic Apostolic Church.....	13	13	2,768	13	1,161	1,607	9	4	9	8	165,000
Christadelphians.....	145	145	2,922	142	1,235	1,670	15	108	17	24	19,743
Christian and Missionary Alliance.....	166	163	9,625	152	3,273	6,043	126	35	126	132	590,150
Christian Church (American Christian Convention).....	1,265	1,263	118,737	1,079	43,300	61,825	1,170	48	1,171	1,162	3,569,471
Christian Union.....	220	220	13,692	199	5,713	7,490	192	13	193	191	341,510
Church of God and Saints of Christ.....	94	92	3,311	92	1,170	2,141	36	25	37	26	43,746
Church of the Universal Messianic Message.....	5	5	266	5	98	168	—	—	—	—	—
Churches of Christ.....	5,570	5,570	317,937	5,569	132,755	185,057	4,334	1,199	4,342	4,373	5,644,096
Churches of God, General Assembly.....	202	202	7,784	201	2,657	5,104	50	—	122	125	73,283
Churches of God in North America, General Eldership of the.....	443	440	28,376	417	10,758	15,826	391	35	391	390	1,418,787
Churches of the Living God:											
Church of the Living God.....	28	28	1,743	28	612	1,131	26	2	27	28	23,875
Church of the Living God, Christian Workers for Fellowship.....	155	154	9,626	152	3,556	5,795	60	88	60	60	78,955
Church of the Living God, General Assembly.....	10	10	266	10	96	170	6	4	6	6	12,700
Churches of the New Jerusalem:											
General Convention of the New Jerusalem in the United States of America.....	108	108	6,352	107	2,223	4,019	71	14	72	72	1,711,090
General Church of the New Jerusalem.....	15	15	733	14	298	427	8	3	8	6	55,032
Communitic societies:											
Amana Society.....	7	7	1,534	7	715	819	7	—	22	7	16,300
United Society of Believers (Shakers).....	12	12	367	12	62	305	8	4	8	7	20,750
Congregational Churches.....	5,867	5,863	791,274	5,831	281,740	507,672	5,521	205	5,744	5,526	80,842,813
Disciples of Christ.....	8,408	8,396	1,226,028	5,660	378,777	554,731	6,719	214	6,815	5,597	40,327,201
Eastern Orthodox Churches:											
Albanian Orthodox Church.....	2	2	410	2	335	75	—	—	—	—	—
Bulgarian Orthodox Church.....	4	4	1,992	4	1,751	241	4	—	4	4	18,500
Greek Orthodox Church (Hellenic).....	87	87	119,871	80	66,641	13,255	56	29	59	64	1,115,464
Rumanian Orthodox Church.....	2	2	1,994	2	1,460	534	1	—	1	1	18,000
Russian Orthodox Church.....	169	169	99,681	169	62,285	37,396	163	6	164	169	2,137,713
Serbian Orthodox Church.....	12	12	14,301	12	11,000	3,301	10	1	10	10	106,700
Syrian Orthodox Church.....	25	25	11,591	23	5,702	4,569	25	—	26	25	180,507
Evangelical Association.....	1,636	1,635	120,756	1,632	49,938	70,631	1,567	32	1,582	1,565	8,317,978
Evangelical Protestant Church of North America.....	37	37	17,962	32	7,237	8,571	37	—	42	37	1,193,950

¹ No statistics available.

GENERAL TABLES.

UNITED STATES, BY DENOMINATIONS IN DETAIL: 1916.

DENOMINATION.	Total number of organizations.	DEBT ON CHURCH PROPERTY.		PARSONAGES.		EXPENDITURES FOR YEAR.		SUNDAY SCHOOLS CONDUCTED BY CHURCH ORGANIZATIONS.			
		Number of organizations reporting.	Amount of debt reported.	Number of organizations reporting.	Value of parsonages reported.	Number of organizations reporting.	Amount reported.	Number of organizations reporting.	Number of Sunday schools reported.	Number of officers and teachers.	Number of scholars.
All denominations.....	227,487	42,990	\$164,864,899	65,272	\$218,846,096	203,859	\$328,809,999	186,183	194,759	1,952,631	19,335,890
Adventist bodies:											
Advent Christian Church.....	535	63	95,970	77	143,050	423	274,446	379	383	3,134	21,007
Seventh-day Adventist Denomination.....	2,011	240	209,154	16	20,450	1,737	1,887,772	1,803	1,929	15,298	74,863
Church of God (Adventist).....	22					10	2,358				
Life and Advent Union.....	13	3	12,250			11	8,996	9	9	73	439
Churches of God in Christ Jesus.....	87	7	1,290	3	4,050	59	13,016	55	55	358	2,493
American Rescue Workers.....	29	1	25			19	22,682	13	13	61	438
Armenian Church.....	34	7	31,300			24	32,440	6	7	17	665
Assemblies of God, General Council.....	118	31	12,460	10	7,021	96	61,941	79	81	460	4,379
Bahais.....	57					23	6,877	4	4	12	123
Baptist bodies:											
Baptists—											
Northern Baptist Convention.....	8,159	1,783	7,302,769	3,166	8,325,422	7,848	16,082,462	7,517	8,188	112,901	1,028,952
Southern Baptist Convention.....	23,627	1,638	3,153,158	1,820	4,471,683	21,078	15,063,743	17,555	18,162	160,171	1,665,996
National Baptist Convention.....	21,113	4,210	3,433,366	690	964,325	19,988	8,361,919	19,909	20,099	123,817	1,181,270
General Six Principle Baptists.....	10			1	3,000	6	2,483	6	6	53	276
Seventh Day Baptists.....	68	4	2,150	41	95,200	64	67,695	66	66	877	5,005
Free Baptists.....	171	14	19,846	67	106,610	153	123,363	141	147	1,532	11,642
Free Will Baptists.....	750	42	6,260	14	9,630	612	75,835	390	396	2,547	22,421
Colored Free Will Baptists.....	170	35	9,525			168	36,647	87	90	483	4,168
Free Will Baptists (Bullockites).....	12					3	275	1	1	3	12
General Baptists.....	518	32	17,362	6	11,100	424	64,698	305	305	2,140	18,545
Separate Baptists.....	46	2	110			33	9,468	30	30	237	1,711
Regular Baptists.....	401	15	1,462	2	3,100	143	11,855	50	50	264	2,587
United Baptists.....	254	2	20			69	4,837	16	17	92	701
Duck River and Kindred Associations of Baptists (Baptist Church of Christ).....	105					67	2,518	8	8	48	399
Primitive Baptists.....	2,143	45	12,053	7	14,900	964	96,270				
Colored Primitive Baptists.....	336	46	8,507	12	13,940	170	22,881	87	88	406	3,201
Two-Seed-in-the-Spirit Predestinarian Baptists.....	55					7	170				
Brethren, German Baptist (Dunkers):											
Church of the Brethren (Conservative Dunkers).....	999	116	129,705	65	160,300	911	705,725	899	1,279	12,629	111,686
Old Order German Baptist Brethren.....	67					43	7,120				
The Brethren Church (Progressive Dunkers).....	203	38	114,289	25	67,210	185	204,562	183	193	2,402	23,728
German Seventh Day Baptists.....	5			1	2,000	5	1,950	3	3	24	152
Church of God (New Dunkers).....	13					11	5,243	12	12	115	799
Brethren, Plymouth:											
Brethren, Plymouth, I.....	161	9	24,190			127	54,030	89	96	368	4,094
Brethren, Plymouth, II.....	130	10	23,950			123	89,694	101	108	607	5,884
Brethren, Plymouth, III.....	17					13	3,723	5	5	27	333
Brethren, Plymouth, IV.....	72					47	17,630	6	6	13	194
Brethren, Plymouth, V.....	80					57	17,899	41	43	114	1,109
Brethren, Plymouth, VI.....	10					10	2,978	3	3	6	64
Brethren, River:											
Brethren in Christ.....	72	1	215	4	9,000	69	31,841	58	61	617	4,631
Old Order or Yorker Brethren.....	9					3	400				
United Zion's Children.....	31	3	11,550			30	2,511	9	10	105	827
Buddhists:											
Chinese temples ¹	12	2	6,055	4	7,000	12	24,252	7	7	18	299
Japanese temples.....											
Catholic Apostolic Church.....	13	2	6,000			6	29,740	4	4	16	176
Christadelphians.....	145	3	675	1	2,000	83	16,340	78	79	276	1,825
Christian and Missionary Alliance.....	166	72	137,657	31	78,000	147	232,029	153	161	1,342	10,735
Christian Church (American Christian Convention).....	1,265	107	147,494	183	379,770	1,103	644,044	1,110	1,115	11,093	91,853
Christian Union.....	220	15	9,169	8	11,000	176	47,079	172	173	1,479	11,582
Church of God and Saints of Christ.....	94	12	11,754			45	18,674	57	57	257	1,526
Church of the Universal Messianic Message.....	5					3	2,816	4	4	13	80
Churches of Christ.....	5,570	276	136,003	22	28,900	2,168	679,191	3,408	3,441	15,213	167,809
Churches of God, General Assembly.....	202	31	6,639	4	3,000	149	32,090	142	143	740	6,475
Churches of God in North America, General Eldership of the.....	443	50	90,958	112	194,600	402	266,338	388	393	4,706	39,259
Churches of the Living God:											
Church of the Living God.....	28	6	1,033			27	6,199	26	27	129	491
Church of the Living God, Christian Workers for Fellowship.....	155	14	7,380			62	18,812	99	99	296	2,328
Church of the Living God, General Assembly.....	10	3	7,100	1	250	9	3,704	10	10	35	168
Churches of the New Jerusalem:											
General Convention of the New Jerusalem in the United States of America.....	108	9	30,466	12	68,000	87	172,463	67	67	398	2,732
General Church of the New Jerusalem.....	15	5	11,000	1	5,000	14	16,666	13	14	40	318
Communitic societies:											
Amana Society.....	7										
United Society of Believers (Shakers).....	12			1	2,000	3	750	6	6	11	96
Congregational Churches.....	5,867	1,447	3,928,253	3,049	9,295,284	5,619	14,220,133	5,537	5,804	77,607	654,922
Disciples of Christ.....	8,408	1,327	4,160,239	947	2,318,852	5,568	8,797,820	7,549	7,706	84,596	942,879
Eastern Orthodox Churches:											
Albanian Orthodox Church.....	2					2	2,482				
Bulgarian Orthodox Church.....	4	2	4,000			4	5,051				
Greek Orthodox Church (Hellenic).....	87	36	322,423	6	13,200	74	230,288	17	17	27	1,088
Rumanian Orthodox Church.....	2	1	15,000	1	6,500	2	11,520	2	2	2	123
Russian Orthodox Church.....	169	132	982,048	96	503,614	165	549,776	116	126	150	6,739
Serbian Orthodox Church.....	12	5	21,112	5	15,300	12	29,353	8	9	11	653
Syrian Orthodox Church.....	25	16	70,779	6	14,500	24	28,498	8	8	31	515
Evangelical Association.....	1,636	271	771,943	762	1,932,269	1,615	1,939,368	1,535	1,574	19,897	172,129
Evangelical Protestant Church of North America.....	37	20	83,150	28	170,300	37	197,194	36	38	795	7,997

¹ No statistics available.

TABLE 60.—STATISTICS OF RELIGIOUS BODIES IN THE

DENOMINATION.	Total number of organizations.	MEMBERS.					PLACES OF WORSHIP.			VALUE OF CHURCH PROPERTY.	
		Number of organizations reported.	Total number reported.	Sex.		Number of organizations reporting.		Number of church edifices reported.	Number of organizations reporting.	Value reported.	
				Number of organizations reported.	Male.	Female.	Church edifices.				Halls, etc.
Evangelistic associations:											
Apostolic Church.....	2	2	112	1	5	7	2	2	2	\$6,400	
Apostolic Christian Church.....	54	54	4,766	54	1,767	2,999	49	4	51	49	265,325
Apostolic Faith Movement.....	24	24	2,198	24	1,022	1,174	8	15	8	8	40,950
Christian Congregation.....	7	7	645	6	225	327	5	2	5	5	11,500
Church of Daniel's Band.....	6	6	393	6	167	226	4	2	5	4	7,800
Church of God as Organized by Christ.....	17	17	227	17	97	130	3	1	3	3	1,500
Church Transcendent.....	3	3	91	3	55	36	1	2	1	1	2,100
Hephzibah Faith Missionary Association.....	12	12	352	12	156	196	11	1	11	11	6,425
Lumber River Mission.....	6	6	434	6	177	257	6	6	6	100,000
Metropolitan Church Association.....	7	7	704	7	266	438	1	6	1	1	84,700
Missionary Church Association.....	25	25	1,554	25	635	919	20	5	21	20	84,600
Peniel Missions.....	10	9	257	8	135	92	2	7	2	3	111,500
Pentecost Bands of the World.....	10	10	218	10	94	124	10	10	10	18,500
Pillar of Fire.....	21	21	1,129	20	379	600	8	11	8	8	171,555
Voluntary Missionary Society in America.....	4	4	855	4	278	577	4	4	4	2,580
Free Christian Zion Church of Christ.....	35	35	6,225	35	2,250	3,975	35	35	35	35,900
Friends:											
Society of Friends (Orthodox).....	809	805	92,379	750	38,740	46,396	720	20	733	718	4,262,893
Religious Society of Friends (Hicksite).....	166	166	17,170	160	7,504	9,138	162	2	168	160	1,356,200
Orthodox Conservative Friends (Wilburite).....	50	50	3,373	49	1,597	1,726	46	3	46	43	95,380
Friends (Primitive).....	2	2	60	2	23	37	2	2	2	6,000
German Evangelical Synod of North America.....	1,336	1,331	339,853	1,104	131,928	151,905	1,262	16	1,267	1,249	13,118,273
Holiness Church.....	33	33	926	28	279	489	28	1	28	28	34,200
Independent churches.....	579	552	54,393	511	21,295	27,337	447	106	462	439	4,429,598
International Apostolic Holiness Church.....	170	169	5,276	165	2,008	3,154	116	43	116	119	200,468
Jacobite Church (Assyrian).....	15	15	748	15	434	314	15	15
Jewish congregations.....	1,901	1,619	357,135	1,413	172,414	111,433	866	883	874	814	31,012,576
Latter Day Saints:											
Church of Jesus Christ of Latter Day Saints.....	965	965	403,388	965	194,208	209,180	826	111	905	832	6,283,226
Reorganized Church of Jesus Christ of Latter Day Saints.....	565	565	58,941	556	23,394	31,604	378	145	382	390	871,571
Lithuanian National Catholic Church.....	7	7	7,343	7	4,583	2,760	6	6	6	88,000
Lutheran bodies:											
General Synod of the Evangelical Lutheran Church in the United States of America.....	1,846	1,846	370,715	1,651	142,164	191,589	1,804	27	1,813	1,811	24,271,797
United Synod of the Evangelical Lutheran Church in the South.....	492	492	56,656	491	25,944	30,590	485	3	488	485	2,572,245
General Council of the Evangelical Lutheran Church in North America.....	2,389	2,386	540,642	2,062	208,274	252,414	2,279	38	2,330	2,274	32,108,091
Evangelical Lutheran Synodical Conference of America.....	3,621	3,620	777,701	3,183	314,103	352,988	3,176	173	3,301	3,151	25,973,538
Norwegian Lutheran Church of America—											
Hauge's Norwegian Evangelical Lutheran Synod.....	362	362	29,893	252	10,508	11,031	249	16	255	253	1,128,488
Synod for the Norwegian Evangelical Lutheran Church of America.....	987	987	112,673	921	51,176	53,559	783	89	800	798	4,383,151
United Norwegian Lutheran Church in America.....	1,391	1,391	176,084	1,319	80,710	82,994	1,190	106	1,210	1,208	5,990,280
Evangelical Lutheran Joint Synod of Ohio and Other States.....	827	826	164,968	744	65,170	75,228	773	20	807	776	5,718,462
Lutheran Synod of Buffalo.....	42	42	6,128	37	2,619	2,980	40	1	41	39	244,163
Evangelical Lutheran Church in America, Efelsen's Synod.....	20	20	1,206	20	606	600	8	8	8	8	23,500
Evangelical Lutheran Synod of Iowa and Other States.....	977	977	130,793	945	61,435	64,681	845	68	879	847	4,057,635
Danish Evangelical Lutheran Church in America.....	101	101	14,544	92	6,402	6,829	90	4	93	90	394,809
Icelandic Evangelical Lutheran Synod in North America.....	14	14	1,830	8	470	518	12	1	12	12	35,450
Immanuel Synod of the Evangelical Lutheran Church in North America.....	15	15	2,978	14	1,317	1,581	8	1	8	8	78,000
Finnish Evangelical Lutheran Church of America, or Suomi Synod.....	134	134	18,881	133	9,175	9,676	88	26	92	89	368,771
Lutheran Free Church (Norwegian).....	378	376	28,180	358	12,327	13,060	306	37	311	309	1,116,760
United Danish Evangelical Lutheran Church in America.....	192	192	17,324	182	7,960	8,408	170	4	173	173	696,780
Finnish Evangelical Lutheran National Church.....	64	64	7,933	60	3,670	3,728	40	24	41	42	125,091
Apostolic Lutheran Church (Finnish).....	47	47	6,664	47	3,293	3,371	32	10	34	34	64,942
Church of the Lutheran Brethren of America (Norwegian).....	23	23	892	23	400	492	18	3	19	19	45,410
Evangelical Lutheran Jehovah Conference.....	6	6	831	6	372	459	6	7	6	17,800
Mennonite bodies:											
Mennonite Church.....	307	307	34,965	303	15,689	18,451	275	17	285	276	1,014,246
Hutterian Brethren.....	17	17	982	17	461	521	12	1	12	12	11,100
Conservative Amish Mennonite Church.....	13	13	1,066	13	520	546	13	13	12	20,060
Old Order Amish Mennonite Church.....	88	88	7,665	87	3,633	3,847	88
Church of God in Christ (Mennonite).....	21	21	1,125	21	509	616	16	5	16	14	23,815
Old Order Mennonite Church (Wisler).....	22	22	1,608	22	773	835	21	1	23	18	43,900
Reformed Mennonite Church.....	29	29	1,281	29	474	807	29	29	29	95,865
General Conference of Mennonites of North America.....	114	113	15,407	106	7,013	7,634	106	4	107	106	544,660
Defenseless Mennonites.....	11	11	854	11	367	487	11	11	11	33,500
Mennonite Brethren in Christ.....	110	108	4,737	106	1,774	2,837	90	17	92	91	223,648
Mennonite Brethren Church of North America.....	53	53	5,127	52	2,360	2,609	46	7	47	49	131,695
Krimmer Bruder-Gemeinde.....	13	13	894	13	413	481	11	1	14	12	31,700
Kleine Gemeinde.....	3	3	171	3	76	95	2	1	2	2	3,200
Central Conference of Mennonites.....	17	17	2,101	17	960	1,141	16	16	16	91,500
Conference of the Defenseless Mennonites of North America.....	15	15	1,171	15	549	622	12	2	13	12	30,625
Staufler Mennonites.....	5	5	209	4	85	109	3	3	3	3,000
Methodist bodies:											
Methodist Episcopal Church.....	29,342	29,315	3,717,785	22,300	1,187,253	1,840,954	28,136	1,053	28,406	28,134	215,104,014
Methodist Protestant Church.....	2,473	2,473	186,908	2,463	75,692	110,721	2,262	206	2,266	2,276	7,944,467
Wesleyan Methodist Connection of America.....	679	679	20,778	636	7,508	12,380	515	37	529	614	787,731
Primitive Methodist Church in the United States of America.....	93	93	9,353	91	3,366	5,863	91	93	91	829,035
Primitive Methodist Church, South.....	19,220	19,184	2,114,479	17,993	810,703	1,157,001	17,138	1,784	17,251	17,133	62,428,433
Congregational Methodist Church.....	197	197	12,503	197	5,331	7,172	195	2	195	195	166,932
Free Methodist Church of North America.....	1,606	1,598	35,291	1,467	11,424	21,956	1,198	179	1,217	1,205	2,236,325
New Congregational Methodist Church.....	24	24	1,256	19	349	548	18	18	18	14,450

GENERAL TABLES.

UNITED STATES, BY DENOMINATIONS IN DETAIL: 1916—Continued.

DENOMINATION.	Total number of organizations.	DEBT ON CHURCH PROPERTY.		PARSONAGES.		EXPENDITURES FOR YEAR.		SUNDAY SCHOOLS CONDUCTED BY CHURCH ORGANIZATIONS.			
		Number of organizations reporting.	Amount of debt reported.	Number of organizations reporting.	Value of parsonages reported.	Number of organizations reporting.	Amount reported.	Number of organizations reporting.	Number of Sunday schools reported.	Number of officers and teachers.	Number of scholars.
Evangelistic associations:											
Apostolic Church.....	2	1	\$500			2	\$650	1	1	8	60
Apostolic Christian Church.....	54	2	1,000		\$2,000	61	29,833	47	48	197	3,068
Apostolic Faith Movement.....	24	1	4,000	1	5,400	22	38,380	16	16	58	711
Christian Congregation.....	7					6	1,650	5	6	53	376
Church of Daniel's Band.....	6					4	895	1	1	7	22
Church of God as Organized by Christ.....	17					1	60				
Church Transcendent.....	3	1	2,200			1	700	3	3	20	84
Hephzibah Faith Missionary Association.....	12	2	350	1	4,000	12	3,887	12	12	81	602
Lumber River Mission.....	6					4	323	6	6	29	358
Metropolitan Church Association.....	7	1	40,000			4	80,635	3	3	35	423
Missionary Church Association.....	25	2	1,500	3	6,000	21	37,930	21	29	321	3,022
Peniel Missions.....	10			1	1,000	8	5,765	4	4	15	66
Pentecost Bands of the World.....	10	5	7,900	7	9,500	10	4,420	10	10	77	430
Pillar of Fire.....	21	4	14,800	2	4,295	21	57,790	12	14	80	559
Voluntary Missionary Society in America.....	4	1	63			4	2,199	4	4	29	386
Free Christian Zion Church of Christ.....	35	13	1,700	13	8,500	35	19,154	35	35	288	3,411
Friends:											
Society of Friends (Orthodox).....	809	72	119,794	210	326,830	757	714,166	702	718	7,885	64,583
Religious Society of Friends (Hicksite).....	166	1	800			156	100,777	104	107	831	6,296
Orthodox Conservative Friends (Wilburite).....	50	2	1,600			43	10,144	8	8	32	244
Friends (Primitive).....	2					2	406				
German Evangelical Synod of North America.....	1,336	451	1,492,479	841	2,668,175	1,303	2,375,690	1,203	1,244	14,234	145,377
Holiness Church.....	33	3	652	7	5,600	28	8,988	21	21	111	680
Independent churches.....	579	94	294,284	86	362,300	513	765,815	463	488	4,396	39,077
International Apostolic Holiness Church.....	170	43	33,463	10	9,900	156	73,639	145	152	1,052	7,923
Jacobite Church (Assyrian).....	15										
Jewish congregations.....	1,901	566	6,502,872	93	164,150	1,516	4,352,935	615	697	3,528	66,522
Latter Day Saints:											
Church of Jesus Christ of Latter Day Saints.....	965	178	263,230	19	67,195	948	804,068	942	1,058	18,066	152,930
Reorganized Church of Jesus Christ of Latter Day Saints.....	565	82	62,204	6	4,750	422	146,036	501	558	6,061	28,222
Lithuanian National Catholic Church.....	7	6	65,700	1	6,000	7	17,374	1	1	2	140
Lutheran bodies:											
General Synod of the Evangelical Lutheran Church in the United States of America.....	1,846	476	2,376,634	812	2,886,790	1,810	4,342,251	1,766	1,810	30,657	311,501
United Synod of the Evangelical Lutheran Church in the South.....	492	45	166,181	164	451,250	467	446,283	438	441	4,784	43,697
General Council of the Evangelical Lutheran Church in North America.....	2,389	876	4,530,425	980	4,187,578	2,343	6,630,234	2,179	2,385	33,954	307,595
Evangelical Lutheran Synodical Conference of America.....	3,621	1,078	3,281,637	2,220	5,792,672	3,339	6,721,599	1,370	1,684	10,237	110,300
Norwegian Lutheran Church of America—											
Hauge's Norwegian Evangelical Lutheran Synod.....	362	57	72,713	58	185,600	284	270,914	269	298	1,571	14,011
Synod for the Norwegian Evangelical Lutheran Church of America.....	987	167	363,588	252	898,874	939	836,923	429	465	2,817	24,313
United Norwegian Lutheran Church in America.....	1,391	210	324,818	352	1,157,375	1,356	1,431,715	806	873	6,723	44,042
Evangelical Lutheran Joint Synod of Ohio and Other States.....	827	219	679,504	474	1,247,255	806	1,256,673	687	714	5,641	66,773
Lutheran Synod of Buffalo.....	42	14	32,750	27	64,150	41	68,952	23	23	176	1,524
Evangelical Lutheran Church in America, Eielson's Synod.....	20	2	900			15	7,030	10	11	36	245
Evangelical Lutheran Synod of Iowa and Other States.....	977	162	250,214	481	1,127,225	957	1,089,874	769	808	3,546	38,120
Danish Evangelical Lutheran Church in America.....	101	27	44,934	56	148,352	97	105,356	65	68	263	2,981
Icelandic Evangelical Lutheran Synod in North America.....	14	2	1,360	2	4,000	12	4,720	10	11	68	495
Immanuel Synod of the Evangelical Lutheran Church in North America.....	15			5	16,760	13	13,905	9	9	85	669
Finnish Evangelical Lutheran Church of America, or Suomi Synod.....	134	31	45,953	22	55,330	128	73,977	112	203	1,362	9,752
Lutheran Free Church (Norwegian).....	378	67	67,719	85	222,150	361	287,986	243	267	1,450	10,285
United Danish Evangelical Lutheran Church in America.....	192	43	45,088	90	235,470	186	193,593	165	178	1,012	7,777
Finnish Evangelical Lutheran National Church.....	64	14	15,790	3	12,000	59	15,017	49	54	192	2,077
Apostolic Lutheran Church (Finnish).....	47	4	1,467			36	8,459	23	27	112	1,109
Church of the Lutheran Brethren of America (Norwegian).....	23	9	6,495	1	1,200	21	14,837	20	22	113	641
Evangelical Lutheran Jehovah Conference.....	6	3	4,600	3	4,400	6	6,749	4	4	37	492
Mennonite bodies:											
Mennonite Church.....	307	16	12,662	11	20,750	281	156,069	270	289	4,130	37,096
Hutterian Brethren.....	17	1	109	1	300			11	14	16	605
Conservative Amish Mennonite Church.....	13	2	250			11	3,517	11	11	95	882
Old Order Amish Mennonite Church.....	88					4	406	5	6	19	242
Church of God in Christ (Mennonite).....	21	1	400			17	6,333	10	10	40	675
Old Order Mennonite Church (Wisler).....	22					6	185				
Reformed Mennonite Church.....	29					27	5,606				
General Conference of Mennonites of North America.....	114	14	15,400	11	22,200	107	149,237	105	109	1,377	17,594
Defenseless Mennonites.....	11	1	500			10	10,241	10	10	144	1,423
Mennonite Brethren in Christ.....	110	13	17,195	36	61,425	105	91,317	101	104	1,208	7,755
Mennonite Brethren Church of North America.....	53	10	1,700	1	800	63	38,101	53	60	506	7,716
Krimmer Bruder-Gemeinde.....	13	1	1,000	1	700	13	13,075	13	13	117	1,556
Kleine Gemeinde.....	3	2	390			2	25	3	4	14	66
Central Conference of Mennonites.....	17					17	21,621	16	16	225	2,059
Conference of the Defenseless Mennonites of North America.....	16					12	8,239	14	14	136	1,757
Stauffer Mennonites.....	5										
Methodist bodies:											
Methodist Episcopal Church.....	29,342	6,332	16,615,195	14,262	34,751,657	28,791	43,993,681	27,549	28,580	391,949	3,872,264
Methodist Protestant Church.....	2,473	250	484,679	679	1,385,160	2,393	1,509,243	2,081	2,116	20,778	177,918
Wesleyan Methodist Connection of America.....	679	84	37,080	217	243,650	625	329,294	500	529	3,912	29,850
Primitive Methodist Church in the United States of America.....	93	36	85,869	61	184,300	92	147,695	90	93	1,557	14,918
Methodist Episcopal Church, South.....	19,220	1,914	3,849,850	5,327	11,777,753	18,751	17,139,398	16,308	16,690	152,177	1,688,550
Congregational Methodist Church.....	197	10	4,353			139	13,806	147	147	790	8,084
Free Methodist Church of North America.....	1,606	171	121,979	700	946,618	1,426	772,038	1,150	1,197	8,763	58,553
New Congregational Methodist Church.....	24	2	76			16	1,372	6	6	29	302

TABLE 60.—STATISTICS OF RELIGIOUS BODIES IN THE

DENOMINATION.	MEMBERS.						PLACES OF WORSHIP.			VALUE OF CHURCH PROPERTY.	
	Total number of organizations.	Number of organizations reporting.	Total number reported.	Sex.		Number of organizations reporting.	Church edifices.	Halls, etc.	Number of church edifices reported.	Number of organizations reporting.	Value reported.
				Number of organizations reporting.	Male.						
Methodist bodies—Continued.											
African Methodist Episcopal Church.....	6,636	6,633	548,355	6,620	201,625	344,894	6,214	265	6,302	6,232	\$14,631,792
African Methodist Episcopal Zion Church.....	2,716	2,716	257,169	2,711	94,653	162,274	2,488	199	2,495	2,475	7,591,393
Colored Methodist Protestant Church.....	26	26	1,967	24	809	1,075	16	10	16	24	52,733
Union American Methodist Episcopal Church.....	67	67	3,624	66	1,337	2,149	59	7	59	64	182,305
African Union Methodist Protestant Church.....	58	58	3,751	58	1,447	2,304	53	1	53	53	205,825
Colored Methodist Episcopal Church.....	2,621	2,621	245,749	2,621	94,709	151,040	2,490	58	2,490	2,544	5,619,862
Reformed Zion Union Apostolic Church.....	47	47	3,977	47	1,641	2,336	46	1	49	47	79,325
African American Methodist Episcopal Church.....	28	28	1,310	28	484	826	1	27	1	27	6,280
Reformed Methodist Union Episcopal Church.....	27	27	2,196	27	902	1,294	27	27	27	35,500
Moravian bodies:											
Moravian Church (Unitas Fratrum).....	110	110	26,373	108	11,183	14,694	107	3	117	106	1,368,220
Evangelical Union of Bohemian and Moravian Brethren in North America.....	23	23	1,714	22	739	850	13	10	13	14	19,720
Independent Bohemian and Moravian Brethren Churches.....	3	3	320	3	151	169	3	3	3	9,000
New Apostolic Church.....	20	20	3,828	20	1,681	2,147	6	10	6	6	69,710
Nonsectarian Churches of Bible Faith.....	58	53	2,273	57	1,099	1,154	25	21	25	24	25,050
Old Catholic Churches in America:											
Old Roman Catholic Church.....	12	12	4,700	12	1,955	2,745	11	1	11	11	89,300
American Catholic Church.....	3	3	475	3	182	293	1	2	1	1	3,000
Catholic Church of North America.....	6	6	9,025	5	4,900	3,525	5	1	5	5	53,500
Pentecostal Church of the Nazarene.....											
Pentecostal Holiness Church.....	867	866	32,259	627	8,065	13,990	591	122	596	607	1,719,822
Polish National Catholic Church of America.....	192	192	5,353	170	1,822	2,904	152	12	154	149	478,077
	34	34	28,245	32	12,777	11,658	33	1	37	33	929,636
Presbyterian bodies:											
Presbyterian Church in the United States of America.....	9,660	9,639	1,611,251	8,441	565,371	873,837	8,770	281	9,068	8,677	150,239,123
Cumberland Presbyterian Church.....	1,317	1,313	72,052	1,136	27,195	37,352	1,143	65	1,163	1,150	1,935,072
Colored Cumberland Presbyterian Church.....	136	136	13,077	136	5,536	7,541	129	2	132	130	230,426
Welsh Calvinistic Methodist Church.....	135	134	14,566	113	5,468	7,042	129	2	131	126	1,012,000
United Presbyterian Church of North America.....	991	991	160,726	957	64,670	90,678	969	14	986	952	13,543,213
Presbyterian Church in the United States.....	3,368	3,365	357,769	2,916	130,633	186,188	3,050	65	3,321	3,041	23,924,915
Associate Synod of North America (Associate Presbyterian Church).....	12	12	490	12	198	292	12	12	12	26,400
Associate Reformed Presbyterian Church.....	133	133	15,124	126	6,387	7,938	129	4	130	128	667,650
Synod of the Reformed Presbyterian Church of North America.....	103	103	8,185	100	3,213	4,916	98	2	102	98	1,131,600
Reformed Presbyterian Church in North America, General Synod.....	14	14	2,386	14	1,015	1,371	14	15	14	279,200
Protestant Episcopal Church.....	7,392	7,345	1,092,821	5,421	305,275	485,996	6,514	168	6,726	6,454	164,990,150
Reformed bodies:											
Reformed Church in America.....	715	715	144,929	691	55,896	84,322	695	8	757	690	18,928,383
Reformed Church in the United States.....	1,761	1,758	344,374	1,573	138,014	173,764	1,670	13	1,719	1,663	20,116,336
Christian Reformed Church.....	226	226	38,668	216	17,064	18,171	211	12	233	209	1,658,308
Hungarian Reformed Church in America.....	46	46	9,851	46	6,829	3,022	38	2	38	39	434,600
Reformed Episcopal Church.....	75	74	11,050	68	4,194	6,550	74	1	74	74	1,702,187
Roman Catholic Church.....	17,487	17,375	15,721,815	14,675	6,149,035	6,420,360	14,808	720	15,120	14,489	374,206,895
Salvation Army.....	749	742	35,954	742	17,003	18,951	167	298	167	164	2,230,158
Scandinavian Evangelical bodies:											
Swedish Evangelical Mission Covenant of America.....	324	324	29,164	306	10,593	14,435	303	3	310	312	2,295,172
Swedish Evangelical Free Church.....	102	102	6,208	99	2,670	3,304	98	3	98	98	480,966
Norwegian-Danish Free Church.....	32	32	2,444	32	960	1,484	31	1	31	32	277,700
Schwenkfelders.....	6	6	1,127	6	484	643	6	6	6	76,000
Social Brethren.....	19	19	950	19	391	559	18	1	18	18	15,000
Society for Ethical Culture.....	5	5	2,850	5	1,494	1,356	5
Spiritualists:											
Spiritualists (National Spiritualists' Association).....	346	343	23,197	328	8,249	12,365	73	201	75	116	440,955
Progressive Spiritual Church.....	11	11	5,831	11	2,174	3,657	3	3	3	51,500
Temple Society in the United States (Friends of the Temple).....	2	2	260	2	108	152	2	2	2	10,500
Theosophical societies:											
Theosophical Society.....	17	17	199	17	61	138	17
Theosophical Society, New York.....	1	1	72	1	40	32	1
Theosophical Society, American Section.....	157	157	5,097	157
Universal Brotherhood and Theosophical Society.....	1
Unitarians.....	414	411	82,515	352	22,503	33,360	394	12	399	393	15,247,349
United Brethren bodies:											
Church of the United Brethren in Christ.....	3,487	3,481	348,828	2,903	123,090	179,466	3,233	119	3,244	3,220	13,787,579
Church of the United Brethren in Christ (Old Constitution).....	409	408	19,106	400	7,468	11,055	376	19	380	378	707,396
United Evangelical Church.....											
Universalists.....	957	957	89,774	934	35,139	52,876	897	33	905	896	4,657,893
Vedanta Society.....	650	643	58,566	609	19,520	36,011	613	18	620	609	7,876,103
Vedanta Society.....	3	3	190	2	60	90	2	1	2	2	37,500
Volunteers of America.....	97	97	10,204	97	9,194	1,010	15	46	16	13	220,950

1 No statistics available.

GENERAL TABLES.

UNITED STATES, BY DENOMINATIONS IN DETAIL: 1916—Continued.

DENOMINATION.	Total number of organizations.	DEBT ON CHURCH PROPERTY.		PARSONAGES.		EXPENDITURES FOR YEAR.		SUNDAY SCHOOLS CONDUCTED BY CHURCH ORGANIZATIONS.			
		Number of organizations reporting.	Amount of debt reported.	Number of organizations reporting.	Value of parsonages reported.	Number of organizations reporting.	Amount reported.	Number of organizations reporting.	Number of Sunday schools reported.	Number of officers and teachers.	Number of scholars.
Methodist bodies—Continued.											
African Methodist Episcopal Church.....	6,636	2,437	\$1,618,332	1,867	\$2,025,552	6,516	\$3,413,396	6,084	6,277	45,350	311,051
African Methodist Episcopal Zion Church.....	2,710	793	795,437	485	632,416	2,641	1,700,737	2,535	2,544	18,982	135,102
Colored Methodist Protestant Church.....	26	9	3,766	2	1,300	23	12,129	24	24	146	870
Union American Methodist Episcopal Church.....	67	33	43,091	6	6,950	65	40,664	64	54	308	1,982
African Union Methodist Protestant Church.....	58	22	11,255	10	12,950	53	47,231	49	49	275	2,813
Colored Methodist Episcopal Church.....	2,621	828	311,066	525	652,106	2,613	1,736,692	2,541	2,543	18,890	167,880
Reformed Zion Union Apostolic Church.....	47	11	1,384	41	13,156	42	43	276	2,605
African American Methodist Episcopal Church.....	28	1	1,000	1	2,000	28	13,455	6	6	26	200
Reformed Methodist Union Episcopal Church.....	27	6	2,740	4	1,150	26	3,420	25	25	117	699
Moravian bodies:											
Moravian Church (Unitas Fratrum).....	110	21	68,996	80	306,100	109	309,180	104	112	1,494	14,954
Evangelical Union of Bohemian and Moravian Brethren in North America.....	23	1	250	3	3,950	23	5,499	15	20	62	565
Independent Bohemian and Moravian Brethren Churches.....	3	1	3,000	3	1,847	3	3	14	348
New Apostolic Church.....											
Nonsectarian Churches of Bible Faith.....	20	4	47,040	13	8,210	12	12	32	689
.....	58	1	20	20	1,263	12	12	41	530
Old Catholic Churches in America:											
Old Roman Catholic Church.....	12	11	65,360	4	10,200	11	12,150	11	11	47	1,271
American Catholic Church.....	3	1	1,000	2	1,700	2	2	4	75
Catholic Church of North America.....	6	4	18,600	2	6,500	6	20,000	2	4	11	750
Pentecostal Church of the Nazarene.....											
Pentecostal Holiness Church.....	867	266	308,525	82	107,683	712	588,706	727	747	6,029	40,575
Polish National Catholic Church of America.....	192	43	13,689	7	4,825	159	50,600	142	143	828	7,315
.....	34	32	315,106	21	175,164	32	149,839	27	27	40	2,927
Presbyterian bodies:											
Presbyterian Church in the United States of America.....	9,660	2,130	7,504,138	4,536	17,048,494	9,059	30,166,158	8,848	9,631	140,756	1,381,682
Cumberland Presbyterian Church.....	1,317	81	69,455	103	149,500	1,009	330,905	903	909	6,618	53,431
Colored Cumberland Presbyterian Church.....	136	11	7,576	6	8,100	127	39,497	133	139	928	7,471
Welsh Calvinistic Methodist Church.....	135	14	44,938	33	81,500	129	173,977	127	127	1,446	10,789
United Presbyterian Church of North America.....	991	225	1,068,964	538	1,701,625	974	3,094,945	976	1,019	15,160	156,072
Presbyterian Church in the United States.....	3,368	424	1,319,344	1,112	3,782,057	3,101	5,809,909	2,744	3,273	32,312	313,165
Associate Synod of North America (Associate Presbyterian Church).....	12	1	2,500	12	8,114	5	6	12	137
Associate Reformed Presbyterian Church.....	133	18	39,196	63	145,165	133	178,138	128	146	1,379	13,411
Synod of the Reformed Presbyterian Church of North America.....	103	8	30,511	27	74,400	103	225,263	100	115	1,204	9,498
Reformed Presbyterian Church in North America, General Synod.....	14	3	11,000	5	15,500	14	32,001	14	15	198	1,765
Protestant Episcopal Church.....											
.....	7,392	1,281	6,380,117	3,154	18,395,182	6,831	22,509,942	5,552	5,790	65,918	489,036
Reformed bodies:											
Reformed Church in America.....	716	258	1,093,623	528	2,378,790	705	2,746,065	697	799	12,638	123,092
Reformed Church in the United States.....	1,761	309	2,007,041	786	2,698,115	1,714	3,247,773	1,658	1,738	29,389	304,260
Christian Reformed Church.....	226	161	486,408	184	619,095	221	715,193	188	214	1,681	24,446
Hungarian Reformed Church in America.....	46	31	189,624	19	112,750	44	133,511	32	34	94	2,312
Reformed Episcopal Church.....											
.....	75	28	94,198	12	67,000	75	180,880	70	72	878	8,603
Roman Catholic Church.....											
.....	17,487	6,024	68,690,159	8,976	01,338,287	13,722	72,358,136	11,748	12,900	71,370	1,860,836
Salvation Army.....											
.....	749	127	939,586	2	2,857	744	1,722,120	705	716	4,680	41,295
Scandinavian Evangelical bodies:											
Swedish Evangelical Mission Covenant of America.....	324	83	205,132	134	375,200	311	522,352	305	322	3,464	30,937
Swedish Evangelical Free Church.....	102	35	49,405	43	74,840	98	144,303	95	99	910	8,672
Norwegian-Danish Free Church.....	32	23	85,138	6	13,300	32	55,880	31	32	274	2,092
Schwenkfelders.....											
.....	6	6	6,552	6	6	131	1,511
Social Brethren.....	19	10	817	8	8	67	421
Society for Ethical Culture.....	5	5	80,661	4	4	45	436
Spiritualists:											
Spiritualists (National Spiritualists' Association).....	346	34	79,469	3	10,000	278	173,048	75	81	450	3,180
Progressive Spiritual Church.....	11	11	22,634	1	1	14	50
Temple Society in the United States (Friends of the Temple).....											
.....	2	1	300	2	1,610	2	2	18	140
Theosophical societies:											
Theosophical Society.....	17
Theosophical Society, New York.....	1	1	1,176
Theosophical Society, American Section.....	157
Universal Brotherhood and Theosophical Society ¹	1
Unitarians.....											
.....	414	93	447,174	129	819,912	369	1,485,556	331	334	3,064	19,676
United Brethren bodies:											
Church of the United Brethren in Christ.....	3,487	456	1,489,929	1,130	2,296,847	3,373	3,315,238	3,251	3,299	41,223	402,838
Church of the United Brethren in Christ (Old Constitution).....	409	36	11,253	100	138,000	402	185,865	367	376	3,740	24,113
United Evangelical Church.....											
.....	957	245	524,988	401	962,490	927	1,111,264	905	944	13,908	129,453
Universalists.....	650	110	408,766	147	591,925	573	1,069,075	467	467	5,170	35,272
Vedanta Society.....	3	2	20,000	1	3,000
Volunteers of America.....	97	9	93,516	67	232,010	26	26	128	1,483

¹ No statistics available.

RELIGIOUS BODIES.

TABLE 61.—STATISTICS OF RELIGIOUS BODIES

DIVISION AND STATE.	Total number of organizations.	MEMBERS.					PLACES OF WORSHIP.			VALUE OF CHURCH PROPERTY.	
		Number of organizations reporting.	Total number reported.	Sex.		Number of organizations reporting—		Number of church edifices reported.	Number of organizations reporting.	Value reported.	
				Number of organizations reporting.	Male.	Female.	Church edifices.				Halls, etc.
UNITED STATES.....	227,487	226,718	41,926,854	197,403	15,653,958	19,990,204	199,634	14,028	203,432	197,807	\$1,676,600,582
GEOGRAPHIC DIVISIONS:											
New England.....	8,546	8,451	3,657,945	7,548	1,355,576	1,655,421	7,693	573	7,977	7,686	161,610,601
Middle Atlantic.....	26,557	26,320	9,767,914	23,225	3,738,429	4,466,221	24,039	1,697	24,906	23,984	586,042,920
East North Central.....	36,165	36,059	8,334,970	31,033	3,180,190	3,857,287	33,400	1,874	34,008	32,932	338,059,572
West North Central.....	31,938	31,895	4,715,305	27,480	1,775,618	2,240,621	28,129	1,819	28,635	27,804	191,163,247
South Atlantic.....	46,116	46,025	5,664,362	41,305	2,127,010	3,017,051	42,401	1,727	43,138	41,977	174,398,018
East South Central.....	33,171	33,122	3,580,177	28,084	1,242,775	1,810,043	29,292	1,615	29,471	29,132	79,252,748
West South Central.....	30,746	30,671	3,655,388	26,196	1,237,688	1,743,089	23,806	3,499	24,104	23,432	75,181,428
Mountain.....	6,487	6,450	1,194,250	5,596	470,015	551,185	4,516	1,011	4,685	4,520	29,877,947
Pacific.....	7,761	7,725	1,356,543	6,936	526,657	649,286	6,358	713	6,508	6,340	61,014,101
NEW ENGLAND:											
Maine.....	1,623	1,607	255,293	1,458	105,449	140,796	1,451	129	1,502	1,449	10,478,836
New Hampshire.....	892	887	210,736	784	67,535	88,973	791	54	820	785	8,646,642
Vermont.....	861	857	145,682	776	49,377	68,328	817	30	836	817	7,062,635
Massachusetts.....	3,207	3,157	1,977,482	2,759	700,750	869,383	2,837	256	2,937	2,845	89,893,220
Rhode Island.....	508	506	344,060	455	142,585	158,955	469	28	480	463	12,270,684
Connecticut.....	1,455	1,437	724,692	1,316	289,880	328,986	1,338	76	1,402	1,327	33,258,584
MIDDLE ATLANTIC:											
New York.....	9,905	9,829	4,315,404	8,575	1,566,853	1,915,685	8,780	367	9,057	8,722	293,210,904
New Jersey.....	3,187	3,175	1,337,983	2,845	517,401	624,556	2,816	204	2,937	2,804	64,699,435
Pennsylvania.....	13,465	13,316	4,114,527	11,805	1,654,175	1,925,980	12,443	626	12,912	12,458	208,132,581
EAST NORTH CENTRAL:											
Ohio.....	9,567	9,543	2,291,793	8,122	915,317	1,116,094	9,102	266	9,251	8,977	102,766,009
Indiana.....	6,809	6,794	1,177,341	5,668	417,528	554,822	6,311	192	6,403	6,242	46,218,760
Illinois.....	9,343	9,294	2,522,373	7,933	922,139	1,110,748	8,584	338	8,758	8,374	103,613,316
Michigan.....	5,529	5,518	1,181,431	4,918	444,388	533,960	4,915	379	6,023	4,892	45,766,864
Wisconsin.....	4,917	4,910	1,162,032	4,392	480,818	541,663	4,488	199	4,573	4,447	39,704,623
WEST NORTH CENTRAL:											
Minnesota.....	5,022	5,014	931,388	4,416	369,377	425,007	4,429	238	4,538	4,448	39,693,528
Iowa.....	5,736	5,732	937,334	5,115	366,778	473,507	5,376	171	5,491	5,314	43,534,798
Missouri.....	8,486	8,473	1,370,551	6,752	454,761	613,094	7,552	443	7,630	7,299	48,877,820
North Dakota.....	2,520	2,519	225,877	2,313	96,702	105,556	1,934	309	1,967	1,947	8,521,321
South Dakota.....	2,180	2,179	199,017	1,883	78,974	92,952	1,756	182	1,806	1,757	8,024,832
Nebraska.....	3,288	3,286	440,791	2,979	180,131	225,328	2,865	190	2,908	2,893	18,702,423
Kansas.....	4,706	4,692	610,347	4,022	228,895	305,177	4,217	286	4,295	4,176	23,808,525
SOUTH ATLANTIC:											
Delaware.....	490	485	86,524	400	26,881	34,758	455	17	462	454	4,847,275
Maryland.....	2,955	2,936	602,587	2,428	221,373	297,457	2,792	87	2,867	2,767	29,162,381
District of Columbia.....	349	348	164,413	308	58,755	58,661	306	38	309	312	13,937,158
Virginia.....	7,152	7,135	949,136	6,550	370,436	519,628	6,647	218	6,902	6,449	29,480,547
West Virginia.....	4,639	4,635	427,865	3,767	155,968	202,300	3,877	240	3,984	3,827	15,472,996
North Carolina.....	9,735	9,713	1,080,723	9,027	424,674	599,505	9,135	485	9,244	9,046	25,523,323
South Carolina.....	5,679	5,671	794,126	4,987	293,555	414,008	5,378	139	5,427	5,369	16,068,810
Georgia.....	10,722	10,712	1,234,132	9,839	456,358	678,812	10,000	234	10,071	9,959	28,139,165
Florida.....	4,395	4,390	324,856	3,999	119,010	181,922	3,811	269	3,872	3,794	11,166,357
EAST SOUTH CENTRAL:											
Kentucky.....	7,331	7,319	967,602	5,612	318,003	441,087	6,109	408	6,163	6,108	24,606,112
Tennessee.....	8,545	8,524	840,133	7,144	284,289	419,340	7,493	457	7,533	7,412	22,532,562
Alabama.....	9,402	9,396	1,009,465	8,772	381,446	561,874	8,552	624	8,589	8,532	19,259,812
Mississippi.....	7,893	7,883	762,977	6,556	259,087	387,742	7,138	226	7,176	7,080	12,854,262
WEST SOUTH CENTRAL:											
Arkansas.....	6,991	6,973	583,209	6,083	206,563	313,347	5,462	611	5,613	5,459	11,399,038
Louisiana.....	4,038	4,020	863,067	3,571	257,066	363,004	3,622	148	3,568	3,515	13,043,865
Oklahoma.....	5,401	5,383	424,492	4,520	148,354	213,858	3,665	1,048	3,702	3,678	10,246,686
Texas.....	14,316	14,285	1,784,620	12,022	625,705	862,880	11,157	1,692	11,321	10,880	40,491,839
MOUNTAIN:											
Montana.....	1,333	1,329	137,566	1,166	54,435	60,874	745	261	766	755	4,380,231
Idaho.....	1,048	1,047	135,386	892	58,959	66,081	743	127	768	741	3,434,634
Wyoming.....	355	354	39,505	297	16,253	20,225	247	73	255	260	1,610,453
Colorado.....	1,465	1,455	257,977	1,310	97,650	126,943	1,142	173	1,162	1,144	10,010,482
New Mexico.....	1,088	1,076	209,809	885	70,045	82,624	685	254	712	696	1,951,963
Arizona.....	450	446	117,014	346	33,622	41,517	307	58	321	285	1,770,803
Utah.....	618	614	280,848	595	133,232	146,253	554	46	608	558	6,204,698
Nevada.....	130	129	16,145	105	5,919	7,668	93	20	93	91	614,733
PACIFIC:											
Washington.....	2,378	2,372	283,709	2,151	110,137	142,222	1,889	225	1,920	1,880	12,768,638
Oregon.....	1,612	1,609	179,468	1,415	69,262	90,860	1,307	127	1,344	1,311	7,735,283
California.....	3,771	3,744	893,366	3,370	347,258	416,204	3,162	361	3,244	3,149	40,510,180

GENERAL TABLES.

149

FOR ALL DENOMINATIONS, BY STATES: 1916.

DIVISION AND STATE.	Total number of organizations.	DEBT ON CHURCH PROPERTY.		PARSONAGES.		EXPENDITURES FOR YEAR.		SUNDAY SCHOOLS CONDUCTED BY CHURCH ORGANIZATIONS.			
		Number of organizations reporting.	Amount of debt reported.	Number of organizations reporting.	Value of parsonages reported.	Number of organizations reporting.	Amount reported.	Number of organizations reporting.	Number of Sunday schools reported.	Number of officers and teachers.	Number of scholars.
UNITED STATES.....	227,487	42,990	\$164,864,899	65,272	\$218,846,096	203,859	\$328,809,999	186,183	194,759	1,952,631	19,935,890
GEOGRAPHIC DIVISIONS:											
New England.....	8,546	2,066	13,799,490	4,479	22,200,319	7,880	28,148,031	7,445	7,942	111,073	1,105,119
Middle Atlantic.....	26,557	7,810	66,195,579	12,285	64,445,641	25,022	90,209,142	22,766	24,378	360,633	4,052,130
East North Central.....	36,165	7,628	36,008,042	14,327	48,123,840	33,262	69,684,109	30,742	32,065	386,048	4,028,299
West North Central.....	31,938	5,765	15,529,073	12,307	32,684,875	28,988	47,157,530	25,278	26,403	256,484	2,449,855
South Atlantic.....	46,116	7,497	12,829,307	7,868	21,368,017	42,629	35,573,904	38,970	40,655	337,852	3,408,250
East South Central.....	33,171	3,917	4,686,344	4,354	9,015,525	28,273	17,241,508	28,411	27,004	191,964	1,913,790
West South Central.....	30,746	4,613	6,002,894	5,293	9,549,975	25,736	20,655,882	23,164	23,905	182,886	1,795,993
Mountain.....	6,487	1,306	2,603,329	1,578	3,807,952	5,304	6,790,183	4,856	5,387	62,734	494,359
Pacific.....	7,761	2,388	8,210,841	2,781	7,649,952	6,765	13,349,710	6,645	7,020	72,957	688,095
NEW ENGLAND:											
Maine.....	1,623	322	754,058	729	1,879,779	1,443	2,069,919	1,358	1,479	14,881	130,433
New Hampshire.....	892	132	746,581	550	1,696,910	824	1,725,668	765	796	8,272	77,693
Vermont.....	861	122	347,217	520	1,459,835	807	1,129,658	763	782	7,487	61,109
Massachusetts.....	3,207	912	7,188,653	1,545	9,950,857	2,962	14,984,534	2,818	3,015	53,047	555,236
Rhode Island.....	508	151	1,432,255	226	1,566,019	473	2,216,317	466	500	8,513	90,393
Connecticut.....	1,455	427	3,330,728	909	5,646,919	1,371	6,022,135	1,275	1,370	18,873	190,355
MIDDLE ATLANTIC:											
New York.....	9,905	2,825	36,201,461	5,319	28,782,609	9,296	39,506,789	8,056	8,616	118,473	1,296,956
New Jersey.....	3,187	1,255	8,546,987	1,635	10,092,037	3,048	12,790,877	2,793	3,042	47,002	501,756
Pennsylvania.....	13,465	3,739	21,447,131	5,331	25,570,995	12,680	37,911,476	11,917	12,720	195,158	2,253,418
EAST NORTH CENTRAL:											
Ohio.....	9,567	1,842	9,178,832	3,397	12,092,247	8,975	19,726,849	8,688	8,970	123,153	1,330,312
Indiana.....	6,809	1,166	4,254,263	2,283	5,801,374	6,128	9,544,823	5,831	5,979	73,633	735,967
Illinois.....	9,343	2,184	12,959,904	3,940	15,117,239	8,416	21,105,351	7,921	8,271	103,837	1,083,048
Michigan.....	5,629	1,189	4,525,849	2,441	7,364,418	5,115	10,573,183	4,640	4,951	54,128	555,007
Wisconsin.....	4,917	1,247	4,295,194	2,286	7,748,562	4,628	8,433,903	3,662	3,894	31,277	323,965
WEST NORTH CENTRAL:											
Minnesota.....	5,022	1,151	3,938,699	2,112	6,020,743	4,635	8,849,638	3,629	3,876	32,723	328,883
Iowa.....	5,736	1,017	2,947,071	3,129	9,170,800	6,380	11,187,283	4,981	5,144	56,005	540,174
Missouri.....	8,486	1,239	4,408,507	1,852	4,918,091	7,309	9,870,091	6,673	6,828	67,893	684,567
North Dakota.....	2,620	623	986,801	770	1,815,655	2,324	2,494,057	1,747	1,916	11,291	102,411
South Dakota.....	2,180	339	624,597	837	2,021,275	1,986	2,360,111	1,558	1,856	98,825	98,825
Nehraska.....	3,288	550	1,007,564	1,658	4,004,012	3,042	5,315,969	2,598	2,689	27,879	253,765
Kansas.....	4,706	846	1,615,934	1,949	4,134,299	4,312	7,080,381	4,092	4,294	50,133	461,230
SOUTH ATLANTIC:											
Delaware.....	490	149	340,369	198	699,420	480	806,300	427	442	5,825	56,280
Maryland.....	2,955	815	2,628,920	1,135	3,872,368	2,836	5,116,089	2,674	2,797	34,193	329,626
District of Columbia.....	349	181	2,090,359	94	840,842	332	1,993,344	217	338	6,763	75,094
Virginia.....	7,152	1,027	2,081,152	1,406	4,044,167	6,552	6,398,567	6,022	6,461	60,083	598,379
West Virginia.....	4,639	695	1,382,105	790	2,353,522	4,088	3,039,781	3,800	4,050	34,624	337,682
North Carolina.....	9,735	1,382	1,306,437	1,322	3,077,203	9,118	6,126,046	8,525	8,930	739,215	739,215
South Carolina.....	5,679	972	857,303	954	2,224,415	5,516	3,701,891	5,272	5,413	42,851	452,047
Georgia.....	10,722	1,636	1,230,968	1,222	2,609,924	9,812	5,870,577	8,428	8,619	60,229	613,947
Florida.....	4,395	740	811,694	747	1,646,156	3,915	2,521,309	3,511	3,605	23,685	205,980
EAST SOUTH CENTRAL:											
Kentucky.....	7,331	702	1,477,019	1,134	2,668,861	5,973	5,198,845	5,556	5,704	44,800	476,566
Tennessee.....	8,545	857	1,394,111	1,076	2,347,760	6,993	4,540,361	6,737	6,884	51,131	523,681
Alabama.....	9,402	1,268	1,217,128	1,167	2,352,028	8,431	4,193,900	7,702	7,847	53,612	524,935
Mississippi.....	7,893	1,090	608,086	977	1,646,876	6,876	3,308,402	6,416	6,569	42,421	388,608
WEST SOUTH CENTRAL:											
Arkansas.....	6,991	955	839,447	851	1,188,270	5,671	3,075,080	5,215	6,302	38,238	342,947
Louisiana.....	4,038	882	1,051,871	737	1,732,464	3,635	2,781,655	3,266	3,399	21,698	221,326
Oklahoma.....	5,401	801	982,879	1,042	1,489,445	4,371	3,352,142	3,911	4,050	31,888	313,346
Texas.....	14,316	1,975	3,128,697	2,613	5,139,796	12,059	11,447,005	10,772	11,174	91,062	918,374
MOUNTAIN:											
Montana.....	1,333	273	456,171	305	860,767	1,077	1,426,693	893	1,013	6,570	59,788
Idaho.....	1,048	230	269,017	250	416,125	840	811,725	829	907	9,945	80,623
Wyoming.....	355	74	85,312	106	309,050	295	337,873	263	245	2,716	23,129
Colorado.....	1,465	386	1,166,917	510	1,289,528	1,281	2,427,365	1,216	1,304	14,181	139,406
New Mexico.....	1,088	109	116,390	173	305,925	793	467,296	631	715	3,855	45,122
Arizona.....	450	72	137,521	129	272,102	322	420,437	303	340	2,045	30,884
Utah.....	618	136	327,916	61	252,392	598	748,931	566	654	11,731	108,257
Nevada.....	130	26	44,085	44	102,060	98	97,863	95	109	782	7,150
PACIFIC:											
Washington.....	2,378	784	2,245,838	802	1,641,338	2,050	3,092,834	1,998	2,151	20,866	184,630
Oregon.....	1,612	425	970,667	553	1,121,820	1,385	1,783,554	1,310	1,423	13,786	120,162
California.....	3,771	1,179	4,994,336	1,426	4,886,794	3,321	8,473,322	3,237	3,446	38,305	383,303

RELIGIOUS BODIES.

TABLE 62.—STATISTICS OF RELIGIOUS BODIES IN

[Statistics are presented in detail for each denomination having more than one organization in a state. The statistics

DENOMINATION.	Total number of organizations.	MEMBERS.					PLACES OF WORSHIP.			VALUE OF CHURCH PROPERTY.	
		Number of organizations reporting.	Total number reported.	Sex.		Number of organizations reporting—	Number of church edifices reported.	Number of organizations reporting.	Value reported.		
				Number of organizations reporting.	Male.					Female.	Church edifices.
ALABAMA.											
All denominations	9,402	9,396	1,009,465	8,772	381,446	561,874	8,552	524	8,599	8,532	\$19,259,812
Adventist bodies:											
Advent Christian Church	7	7	296	7	138	158	7	7	7	3,450
Seventh-day Adventist Denomination	22	22	609	22	206	403	10	8	10	11	8,050
Assemblies of God, General Council	4	4	189	4	86	103	2	1	2	2	625
Baptist bodies:											
Baptists—											
Southern Baptist Convention	1,993	1,993	207,603	1,621	71,383	95,876	1,871	76	1,875	1,855	3,609,721
National Baptist Convention	2,157	2,156	311,103	2,153	117,801	193,010	2,067	57	2,071	2,076	3,168,222
Free Will Baptists	82	82	5,854	82	2,570	3,284	79	79	82	41,825
Regular Baptists	3	3	129	3	62	67	3	3	3	1,800
Duck River and Kindred Associations of Baptists (Baptist Church of Christ)	33	33	2,034	21	558	819	17	2	17	16	9,450
Primitive Baptists	243	242	7,652	241	3,117	4,508	184	7	184	159	80,525
Colored Primitive Baptists	38	38	3,410	38	1,382	2,034	28	29	26	22,140
Two-Seed-in-the-Spirit Predestinarian Baptists	3	3	51	2	14	18	2	2	2	800
Brethren, German Baptist (Dunkers):											
Church of the Brethren (Conservative Dunkers)	2	2	92	2	37	55	1	1	1	800
Christian Church (American Christian Convention)	26	26	2,140	24	884	1,174	23	1	23	23	29,000
Churches of Christ	361	361	20,943	361	9,081	11,912	307	52	307	312	311,780
Churches of God, General Assembly	27	27	918	27	319	599	13	5	13	16	7,335
Churches of the Living God:											
Church of the Living God, Christian Workers for Fellowship	9	9	792	9	247	545	4	3	4	4	4,500
Congregational Churches	82	82	4,822	82	2,053	2,769	73	2	73	74	104,282
Disciples of Christ	73	73	6,978	53	2,193	3,253	55	1	55	55	232,734
Evangelistic associations:											
Voluntary Missionary Society in America	4	4	855	4	278	577	4	4	4	2,580
Independent churches	7	7	1,201	6	184	292	5	1	5	6	26,250
Jewish congregations	15	15	2,947	14	1,185	1,437	10	5	10	10	291,000
Latter Day Saints:											
Church of Jesus Christ of Latter Day Saints	4	4	2,137	4	1,025	1,112	2	2	2	2	1,800
Reorganized Church of Jesus Christ of Latter Day Saints	12	12	1,738	12	788	950	9	3	9	9	8,900
Lutheran bodies:											
United Synod of the Evangelical Lutheran Church in the South	2	2	109	2	45	64	2	2	2	3,500
General Council of the Evangelical Lutheran Church in North America	3	3	74	3	32	42	2	1	2	2	5,000
Evangelical Lutheran Synodical Conference of America	12	12	1,334	12	552	782	12	15	12	33,157
Evangelical Lutheran Joint Synod of Ohio and Other States	2	2	82	2	29	53	1	1	1	2,200
Methodist bodies:											
Methodist Episcopal Church	361	361	26,933	256	7,498	11,606	353	6	355	353	455,275
Methodist Protestant Church	100	100	7,088	100	2,932	4,156	95	5	95	95	108,441
Wesleyan Methodist Connection of America	11	11	642	11	267	375	10	1	10	10	9,750
Methodist Episcopal Church, South	1,507	1,506	167,938	1,506	71,414	96,524	1,381	125	1,389	1,381	3,990,086
Congregational Methodist Church	38	38	3,073	38	1,289	1,784	38	38	38	24,060
Free Methodist Church of North America	2	2	27	2	12	15	1	1	1	1	850
African Methodist Episcopal Church	525	524	42,658	522	15,659	26,922	462	55	467	464	636,835
African Methodist Episcopal Zion Church	479	479	51,284	479	19,167	32,117	452	25	453	452	824,037
Union American Methodist Episcopal Church	11	11	197	11	126	6	5	6	9	2,650
Colored Methodist Episcopal Church	335	335	34,587	335	13,415	21,172	324	5	324	330	608,660
Nonsectarian Churches of Bible Faith	6	6	166	6	62	104	3	2	3	3	2,600
Pentecostal Church of the Nazarene	22	22	589	16	156	297	15	2	15	15	10,175
Pentecostal Holiness Church	4	4	201	3	20	46	3	3	3	353,500
Presbyterian bodies:											
Presbyterian Church in the United States of America	72	72	4,675	70	1,959	2,661	67	4	67	67	312,842
Cumberland Presbyterian Church	78	78	3,578	63	1,211	1,660	64	5	64	66	68,000
Colored Cumberland Presbyterian Church	72	72	7,859	72	3,313	4,546	67	70	67	113,525
United Presbyterian Church of North America	5	5	468	5	195	273	4	1	5	4	7,830
Presbyterian Church in the United States	220	220	20,428	192	6,826	9,928	211	3	221	210	1,288,900
Associate Reformed Presbyterian Church	8	8	345	7	105	135	7	1	7	7	11,200
Protestant Episcopal Church	110	110	10,069	87	3,479	5,485	96	1	101	93	1,052,470
Roman Catholic Church	174	174	37,482	149	14,332	14,924	84	34	84	77	1,306,050
Salvation Army	10	8	370	8	200	170	10
Theosophical societies:											
Theosophical Society, American Section	2	2	63	2
Universalists	9	9	609	9	281	328	7	1	7	7	28,650
Volunteers of America	3	3	156	3	154	2	1
All other denominations	12	12	1,882	11	1,230	622	9	2	9	8	32,000
ARIZONA.											
All denominations	450	446	117,014	346	33,522	41,517	307	58	321	285	\$1,770,803
Adventist bodies:											
Seventh-day Adventist Denomination	14	14	441	14	163	278	6	6	6	7	10,400
Baptist bodies:											
Baptists—											
Northern Baptist Convention	44	44	2,927	41	1,129	1,689	34	6	35	38	158,030
Brethren, German Baptist (Dunkers):											
Church of the Brethren (Conservative Dunkers)	3	3	127	3	58	69	2	1	2	2	3,200
Churches of Christ	7	7	239	7	104	135	1	6	1	1	1,500
Congregational Churches	9	9	539	9	179	360	6	1	6	6	46,500

GENERAL TABLES.

EACH STATE, BY DENOMINATIONS: 1916.

for denominations having only one organization in a state are combined under the heading "All other denominations."]

DENOMINATION.	Total number of organizations.	DEBT ON CHURCH PROPERTY.		PARSONAGES.		EXPENDITURES FOR YEAR.		SUNDAY SCHOOLS CONDUCTED BY CHURCH ORGANIZATIONS.			
		Number of organizations reporting.	Amount of debt reported.	Number of organizations reporting.	Value of parsonages reported.	Number of organizations reporting.	Amount reported.	Number of organizations reporting.	Number of Sunday schools reported.	Number of officers and teachers.	Number of scholars.

ALABAMA.

All denominations.....	9,402	1,268	\$1,217,128	1,167	\$2,352,028	8,431	\$4,193,900	7,702	7,847	63,612	524,935
Adventist bodies:											
Advent Christian Church.....	7					7	488	4	4	25	150
Seventh-day Adventist Denomination.....	22	4	1,330			16	8,972	19	21	121	588
Assemblies of God, General Council.....	4					4	1,396	1	2	6	150
Baptist bodies:											
Baptists—											
Southern Baptist Convention.....	1,993	169	231,324	134	303,350	1,772	763,112	1,496	1,538	12,818	119,417
National Baptist Convention.....	2,157	420	209,591	41	39,556	2,105	670,494	2,113	2,120	10,916	123,201
Free Will Baptists.....	82	5	442			63	4,752	29	29	160	1,558
Regular Baptists.....	3					3	512				
Duck River and Kindred Associations of Baptists (Baptist Church of Christ).....	33					19	775	5	5	33	274
Primitive Baptists.....	243	6	330			74	4,196				
Colored Primitive Baptists.....	38	6	626			26	4,911	18	18	103	852
Two-Seed-in-the-Spirit Predestinarian Baptists.....	3										
Brethren, German Baptist (Dunkers):											
Church of the Brethren (Conservative Dunkers).....	2					2	195	2	2	13	178
Christian Church (American Christian Convention).....	26	2	125			23	6,852	23	23	169	1,446
Churches of Christ.....	361	7	1,215	1	1,000	149	29,970	279	284	1,161	12,251
Churches of God, General Assembly.....	27	2	203			18	3,135	17	17	86	888
Churches of the Living God.....											
Church of the Living God, Christian Workers for Fellowship.....	9					3	1,075	6	6	21	192
Congregational Churches.....	82	7	7,218	12	20,950	72	18,112	65	74	415	3,763
Disciples of Christ.....	73	17	18,755	4	10,750	49	36,686	63	63	477	4,478
Evangelistic associations:											
Voluntary Missionary Society in America.....	4	1	63			4	2,199	4	4	29	386
Independent churches.....	7					6	26,620	6	9	69	744
Jewish congregations.....	15	4	71,500	1	3,000	11	57,721	11	12	78	778
Latter Day Saints:											
Church of Jesus Christ of Latter Day Saints.....	4					4	756	3	3	13	58
Reorganized Church of Jesus Christ of Latter Day Saints.....	12	2	145			9	1,770	12	12	134	634
Lutheran bodies:											
United Synod of the Evangelical Lutheran Church in the South.....	2					2	1,443	2	2	12	93
General Council of the Evangelical Lutheran Church in North America.....	3	1	500	1	2,700	3	397	2	2	9	79
Evangelical Lutheran Synodical Conference of America.....	12	4	1,280	6	8,250	12	10,166	10	14	68	907
Evangelical Lutheran Joint Synod of Ohio and Other States.....	2	1	238			1	400	1	1	2	25
Methodist bodies:											
Methodist Episcopal Church.....	361	58	17,683	91	65,923	354	88,080	312	319	2,161	17,912
Methodist Protestant Church.....	100	9	3,825	17	23,450	94	18,554	65	65	425	3,168
Wesleyan Methodist Connection of America.....	11	2	900	1	250	9	5,421	10	11	73	690
Methodist Episcopal Church, South.....	1,507	137	224,980	364	823,835	1,484	1,077,283	1,236	1,255	11,059	116,196
Congregational Methodist Church.....	38					25	2,012	27	27	150	1,540
Free Methodist Church of North America.....	2					2	98	1	1	7	30
African Methodist Episcopal Church.....	525	114	65,723	131	124,725	514	208,338	482	495	2,781	21,522
African Methodist Episcopal Zion Church.....	479	105	52,376	96	113,519	469	252,518	459	461	2,943	23,047
Union American Methodist Episcopal Church.....	11	2	870	1	200	10	1,418	7	7	27	123
Colored Methodist Episcopal Church.....	335	99	37,429	90	80,931	335	224,675	329	330	2,611	22,758
Nonsectarian Churches of Bible Faith.....	6	1	20			2	200	2	2	5	68
Pentecostal Church of the Nazarene.....	22	3	485	1	1,000	22	4,092	17	18	103	884
Pentecostal Holiness Church.....	4	1	437			4	4,497	2	2	16	165
Presbyterian bodies:											
Presbyterian Church in the United States of America.....	72	14	22,360	21	55,800	59	55,560	57	69	498	4,232
Cumberland Presbyterian Church.....	78	3	1,875	4	4,000	61	13,750	67	57	355	3,161
Colored Cumberland Presbyterian Church.....	72	2	1,840	3	3,300	70	21,504	71	72	514	4,227
United Presbyterian Church of North America.....	6			2	1,635	5	3,239	5	5	52	987
Presbyterian Church in the United States.....	220	31	101,155	62	193,200	203	253,944	174	191	1,802	17,346
Associate Reformed Presbyterian Church.....	8	1	49	2	3,500	8	5,746	7	7	42	364
Protestant Episcopal Church.....	110	10	60,557	36	243,000	95	141,713	78	78	551	4,635
Roman Catholic Church.....	174	17	88,379	42	214,504	122	125,041	90	97	371	7,376
Salvation Army.....	10					10	14,604	9	9	36	574
Theosophical societies:											
Theosophical Society, American Section.....	2										
Universalists.....	9			2	8,500	8	3,040	7	7	51	366
Volunteers of America.....	3					2	3,294				
All other denominations.....	12	1	1,300	1	1,200	7	9,274	7	7	41	524

ARIZONA.

All denominations.....	450	72	\$137,521	129	\$272,105	322	\$420,437	303	340	2,945	30,884
Adventist bodies:											
Seventh-day Adventist Denomination.....	14			1	500	10	6,727	13	14	62	322
Baptist bodies:											
Baptists—											
Northern Baptist Convention.....	44	11	7,790	18	31,375	40	37,708	42	48	356	2,911
Brethren, German Baptist (Dunkers):											
Church of the Brethren (Conservative Dunkers).....	3					2	400	3	3	25	147
Churches of Christ.....	7	1	150			6	711	5	5	14	201
Congregational Churches.....	9	1	1,600	6	11,000	9	15,204	8	8	83	573

TABLE 62.—STATISTICS OF RELIGIOUS BODIES IN

DENOMINATION.	Total number of organizations.	MEMBERS.					PLACES OF WORSHIP.			VALUE OF CHURCH PROPERTY.	
		Number of organizations reporting.	Total number reported.	Sex.		Number of organizations reporting—		Number of church edifices reported.	Number of organizations reporting.	Value reported.	
				Number of organizations reporting.	Male.	Female.	Church edifices.				Halls, etc.
ARIZONA—Continued.											
Disciples of Christ.....	14	14	1,712	12	678	991	11	1	12	12	\$82,800
Jewish congregations.....	3	3	170	3	85	85	1	2	1	1	12,500
Latter Day Saints:											
Church of Jesus Christ of Latter Day Saints.....	44	44	12,496	44	6,012	6,484	39	4	40	37	137,713
Reorganized Church of Jesus Christ of Latter Day Saints...	3	3	128	3	49	79	2	1	2	3	1,840
Lutheran bodies:											
Evangelical Lutheran Synodical Conference of America....	2	2	96	2	45	51	1	1	1	1	2,500
Methodist bodies:											
Methodist Episcopal Church.....	39	39	3,712	37	1,321	2,075	28	10	29	27	239,750
Methodist Episcopal Church, South.....	22	22	1,939	22	745	1,194	18	1	19	18	135,100
Free Methodist Church of North America.....	3	3	108	3	41	67	2	2	2	5,500
African Methodist Episcopal Church.....	4	4	234	4	72	162	3	3	3	15,200
African Methodist Episcopal Zion Church.....	2	2	50	2	22	28	2	2	2	2,550
Colored Methodist Episcopal Church.....	2	2	88	2	26	62	2	2	2	4,800
Presbyterian bodies:											
Presbyterian Church in the United States of America.....	43	43	4,353	42	1,886	2,464	36	6	36	36	183,200
Protestant Episcopal Church.....	19	19	2,318	15	782	1,087	16	1	18	16	191,750
Roman Catholic Church.....	160	157	84,742	70	19,884	23,916	93	5	100	67	506,970
Salvation Army.....	3	3	144	3	79	65
All other denominations.....	10	9	451	8	162	196	4	6	4	4	30,000

ARKANSAS.

All denominations.....	6,991	6,973	583,209	6,083	206,563	313,347	5,462	611	5,513	5,459	\$11,399,038
Adventist bodies:											
Advent Christian Church.....	3	3	84	2	34	35	1	1	1	1	800
Seventh-day Adventist Denomination.....	20	20	601	20	242	359	12	6	12	14	9,679
Churches of God in Christ Jesus.....	10	10	499	10	230	269	5	5	5	3,100
Assemblies of God, General Council.....	12	12	923	12	375	548	10	1	10	10	8,550
Baptist bodies:											
Baptists—											
Southern Baptist Convention.....	1,410	1,409	113,192	771	26,396	38,709	833	86	834	826	1,924,231
National Baptist Convention.....	1,473	1,472	174,157	1,472	66,655	107,502	1,388	17	1,390	1,417	1,791,606
Seventh Day Baptists.....	3	3	184	3	80	104	3	3	3	6,000
Free Will Baptists.....	62	62	2,926	62	1,203	1,723	41	15	41	43	25,395
Colored Free Will Baptists.....	2	2	67	2	27	40	2	2	2	1,850
General Baptists.....	36	36	1,227	36	503	724	18	14	18	17	10,500
Primitive Baptists.....	97	97	2,247	97	936	1,311	51	21	51	39	16,025
Colored Primitive Baptists.....	31	31	519	31	235	284	21	22	5	1,190
Two-Seed-in-the-Spirit Predestinarian Baptists.....	4	2	32	1	1
Brethren, German Baptist (Dunkers):											
Church of the Brethren (Conservative Dunkers).....	8	8	149	8	60	89	4	1	4	4	1,550
Christadelphians.....	5	5	127	5	58	69	2	3	2	2	3,500
Christian Union.....	5	5	96	4	25	44	2	1	2	2	1,000
Churches of Christ.....	514	514	26,239	514	11,396	14,843	390	123	390	399	311,987
Churches of God in North America, General Eldership of the... Churches of the Living God:	14	14	564	14	276	288	8	5	8	9	3,970
Church of the Living God, Christian Workers for Fellowship. Congregational Churches.....	34	34	1,857	32	672	910	13	18	13	13	11,750
Disciples of Christ.....	3	3	740	3	336	404	3	3	3	56,500
Free Christian Zion Church of Christ.....	155	155	13,275	101	3,589	5,368	100	10	103	91	366,265
German Evangelical Synod of North America.....	20	20	4,150	20	1,525	2,625	20	20	20	18,400
Independent churches.....	6	6	309	4	88	96	5	5	4	8,250
Jewish congregations.....	9	9	519	9	164	355	9	9	9	16,450
Latter Day Saints:	12	12	1,451	12	696	755	10	2	10	9	182,500
Church of Jesus Christ of Latter Day Saints.....	3	3	454	3	196	258	1	1	1	1	600
Reorganized Church of Jesus Christ of Latter Day Saints...	6	6	547	5	132	194	4	2	4	4	1,760
Lutheran bodies:											
Evangelical Lutheran Synodical Conference of America....	17	17	2,516	16	1,231	1,250	15	18	15	100,670
Evangelical Lutheran Synod of Iowa and Other States.....	2	2	186	2	94	92	1	1	1	4,000
Methodist bodies:											
Methodist Episcopal Church.....	213	213	12,419	159	3,646	5,860	188	15	188	188	342,255
Methodist Protestant Church.....	77	77	4,087	77	1,596	2,491	65	10	65	67	44,420
Methodist Episcopal Church, South.....	1,215	1,205	110,993	1,168	42,360	65,067	997	174	1,003	994	2,562,989
Free Methodist Church of North America.....	7	7	50	6	18	31	4	1	4	5	3,650
African Methodist Episcopal Church.....	435	435	30,457	433	11,081	19,291	422	4	440	423	642,376
African Methodist Episcopal Zion Church.....	125	125	7,668	125	2,755	4,913	104	14	104	104	117,790
Colored Methodist Episcopal Church.....	216	216	15,269	216	6,281	8,988	195	13	195	198	286,650
Pentecostal Church of the Nazarene.....	54	53	1,613	25	292	585	41	43	40	41,590
Presbyterian bodies:											
Presbyterian Church in the United States of America.....	127	127	7,451	112	2,900	3,630	97	15	97	98	306,822
Cumberland Presbyterian Church.....	142	142	5,400	132	2,109	3,000	108	14	110	108	94,650
United Presbyterian Church of North America.....	3	3	107	2	41	56	2	2	2	4,000
Presbyterian Church in the United States.....	116	116	10,762	113	4,425	6,251	114	1	120	113	740,375
Associate Reformed Presbyterian Church.....	8	8	888	7	367	421	8	9	8	42,050
Reformed Presbyterian Church.....	54	53	4,431	40	1,257	2,280	41	1	45	41	459,987
Reformed bodies:											
Reformed Church in the United States.....	2	2	107	1	27	20	1	1	1	2,000
Roman Catholic Church.....	205	204	21,120	182	9,697	10,622	95	20	97	95	809,406
Salvation Army.....	4	4	224	4	95	129
Universalists.....	4	4	164	4	85	79	4	4	4	9,250
All other denominations.....	7	7	162	7	77	85	3	2	3	2	700

GENERAL TABLES.

EACH STATE, BY DENOMINATIONS: 1916—Continued.

DENOMINATION.	Total number of organizations.	DEBT ON CHURCH PROPERTY.		PARSONAGES.		EXPENDITURES FOR YEAR.		SUNDAY SCHOOLS CONDUCTED BY CHURCH ORGANIZATIONS.			
		Number of organizations reporting.	Amount of debt reported.	Number of organizations reporting.	Value of parsonages reported.	Number of organizations reporting.	Amount reported.	Number of organizations reporting.	Number of Sunday schools reported.	Number of officers and teachers.	Number of scholars.
ARIZONA—Continued.											
Disciples of Christ.....	14	5	\$22,811	3	\$5,000	12	\$24,685	12	13	163	1,716
Jewish congregations.....	3	1	309			2	525	1	1	2	15
Letter Day Saints:											
Church of Jesus Christ of Latter Day Saints.....	44	2	1,956	1	500	43	27,293	44	48	785	5,981
Reorganized Church of Jesus Christ of Latter Day Saints.....	3	1	125			3	736	3	4	33	107
Lutheran bodies:											
Evangelical Lutheran Synodical Conference of America.....	2	1	400			2	1,324	2	3	11	75
Methodist bodies:											
Methodist Episcopal Church.....	39	11	21,000	28	50,450	36	62,440	37	43	462	5,204
Methodist Episcopal Church, South.....	22	6	11,402	10	17,400	22	28,763	21	23	240	2,503
Free Methodist Church of North America.....	3	1	391	2	3,500	3	4,358	2	2	20	157
African Methodist Episcopal Church.....	4	2	1,944			4	4,076	4	4	17	80
African Methodist Episcopal Zion Church.....	2	1	1,000	1	1,500	2	1,900	1	1	6	20
Colored Methodist Episcopal Church.....	2	2	1,663	2	2,750	2	2,290	2	2	10	49
Presbyterian bodies:											
Presbyterian Church in the United States of America.....	43	5	7,894	18	36,000	39	56,570	35	42	341	4,736
Protestant Episcopal Church.....	19	3	5,350	8	30,300	17	42,431	12	12	107	1,104
Roman Catholic Church.....	160	17	40,745	31	80,730	55	85,059	44	51	126	4,327
Salvation Army.....	3					3	7,001	3	4	12	127
All other denominations.....	10	1	11,000	1	1,100	10	3,636	9	9	70	529

ARKANSAS.

All denominations.....	6,991	955	\$839,447	851	\$1,188,270	5,671	\$3,075,080	5,215	5,302	38,238	342,947
Adventist bodies:											
Advent Christian Church.....	3					1	540	2	2	7	36
Seventh-day Adventist Denomination.....	20	3	1,049			18	8,109	15	17	131	525
Churches of God in Christ Jesus.....	10					2	180	7	7	56	587
Assemblies of God, General Council.....	12	5	965	2	2,050	12	5,512	8	8	42	610
Baptist bodies:											
Baptists—											
Southern Baptist Convention.....	1,410	65	135,764	56	108,220	1,034	478,055	767	786	5,941	59,097
National Baptist Convention.....	1,473	274	87,679	47	36,264	1,415	544,738	1,427	1,431	9,224	77,905
Seventh Day Baptists.....	3	1	200			3	822	2	2	20	122
Free Will Baptists.....	62	2	70	1	500	39	1,930	27	27	142	1,199
Colored Free Will Baptists.....	2					2	226				
General Baptists.....	36	2	165			18	1,649	16	16	92	756
Primitive Baptists.....	97	1	100			22	956				
Colored Primitive Baptists.....	31					6	672				
Two-Seed-in-the-Spirit Predestinarian Baptists.....	4										
Brethren, German Baptist (Dunkers):											
Church of the Brethren (Conservative Dunkers).....	8			1	150	5	572	4	4	21	120
Christadelphians.....	5					3	492	2	3	12	148
Christian Union.....	5	1	11			2	350	2	2	12	119
Churches of Christ.....	514	26	9,247	2	2,200	216	39,216	309	313	1,382	14,432
Churches of God in North America, General Eldership of the.....	14					7	481	6	6	33	250
Churches of the Living God.....											
Church of the Living God, Christian Workers for Fellowship.....	34	1	25			16	3,813	20	20	67	430
Congregational Churches.....	3	2	4,640	1	2,500	3	10,119	3	3	29	396
Disciples of Christ.....	155	23	40,902	10	15,700	93	82,920	134	134	1,018	9,453
Free Christian Zion Church of Christ.....	20	9	1,100	12	8,000	20	13,350	20	20	170	2,290
German Evangelical Synod of North America.....	6			2	2,500	4	2,013	4	4	19	124
Independent churches.....	9	3	2,175	1	1,500	8	7,877	8	8	44	327
Jewish congregations.....	12	5	29,700	1	3,500	10	30,345	9	10	58	437
Letter Day Saints:											
Church of Jesus Christ of Latter Day Saints.....	3					3	625	2	2	18	64
Reorganized Church of Jesus Christ of Latter Day Saints.....	6	1	85			2	212	6	6	37	159
Lutheran bodies:											
Evangelical Lutheran Synodical Conference of America.....	17	4	2,170	9	15,900	15	19,341	8	8	50	526
Evangelical Lutheran Synod of Iowa and Other States.....	2			1	2,000	2	553	1	1	7	44
Methodist bodies:											
Methodist Episcopal Church.....	213	57	14,542	69	52,926	196	61,977	183	189	1,516	11,334
Methodist Protestant Church.....	77	5	350	11	8,395	68	9,321	54	56	326	3,150
Methodist Episcopal Church, South.....	1,216	106	212,097	311	473,195	1,163	839,961	950	964	8,790	91,355
Free Methodist Church of North America.....	7					5	702	2	2	8	62
African Methodist Episcopal Church.....	435	164	72,338	97	59,475	415	146,814	412	427	3,387	18,533
African Methodist Episcopal Zion Church.....	125	31	7,876	17	6,410	113	48,284	108	110	717	4,515
Colored Methodist Episcopal Church.....	216	77	19,599	42	32,600	216	119,610	208	208	1,354	10,970
Pentecostal Church of the Nazarene.....	54	6	941	4	4,500	30	9,461	43	44	266	2,413
Presbyterian bodies:											
Presbyterian Church in the United States of America.....	127	19	23,044	30	62,560	112	109,355	107	111	940	8,460
Cumberland Presbyterian Church.....	142	6	2,211	6	3,625	114	15,495	94	94	628	4,783
United Presbyterian Church of North America.....	3	1	700	1	1,500	2	1,415	3	3	14	165
Presbyterian Church in the United States.....	116	21	39,412	42	109,700	108	240,996	97	103	1,031	9,378
Associate Reformed Presbyterian Church.....	8	1	2,500	6	11,050	8	11,565	7	8	100	1,007
Protestant Episcopal Church.....	54	11	30,750	25	55,650	46	81,762	34	36	276	2,016
Reformed bodies:											
Reformed Church in the United States.....	2					2	225	1	1	4	24
Roman Catholic Church.....	205	20	96,640	44	105,700	81	107,418	91	94	179	4,103
Salvation Army.....	4					4	14,285	4	4	29	309
Universalists.....	4	2	409			3	500	3	3	18	63
All other denominations.....	7					4	266	5	5	23	151

RELIGIOUS BODIES.

TABLE 62.—STATISTICS OF RELIGIOUS BODIES IN

DENOMINATION.	Total number of organizations.	MEMBERS.					PLACES OF WORSHIP.			VALUE OF CHURCH PROPERTY.	
		Number of organizations reporting.	Total number reported.	Sex.		Number of organizations reporting—		Number of church edifices reported.	Number of organizations reporting.	Value reported.	
				Number of organizations reporting.	Male.	Female.	Church edifices.				Halls, etc.
CALIFORNIA.											
All denominations.....	3,771	3,744	893,366	3,370	347,258	416,204	3,162	361	3,244	3,149	\$40,510,180
Adventist bodies:											
Advent Christian Church.....	13	13	980	11	287	498	11	2	11	11	73,000
Seventh-day Adventist Denomination.....	163	163	10,973	163	3,844	7,129	122	26	122	123	331,385
Armenian Church.....	4	4	3,347	4	1,687	1,660	3	1	3	3	37,500
Assemblies of God, General Council.....	4	4	286	4	115	171	2	2	2	2	4,571
Bahais.....	5	5	497	5	79	418		5			
Baptist bodies:											
Baptists—											
Northern Baptist Convention.....	244	244	39,570	217	13,110	22,333	239	2	254	239	3,041,498
National Baptist Convention.....	32	32	2,316	32	886	1,430	32		32	32	229,498
Seventh Day Baptists.....	3	3	153	3	56	97	2		2	2	6,150
Brethren, German Baptist (Dunkers):											
Church of the Brethren (Conservative Dunkers).....	33	32	2,654	32	1,211	1,443	30	3	32	30	114,770
Old Order German Baptist Brethren.....	2	2	101	2	44	57	2		2	2	4,800
The Brethren Church (Progressive Dunkers).....	7	7	982	6	373	567	6	1	6	6	56,000
Brethren, Plymouth:											
Brethren, Plymouth, I.....	12	12	369	12	149	220	2	10	2	2	11,800
Brethren, Plymouth, II.....	6	6	384	6	145	239	1	5	1	1	9,000
Brethren, Plymouth, IV.....	4	4	127	4	55	72		4			
Brethren, Plymouth, V.....	6	6	226	6	94	132		6			
Brethren, Plymouth, VI.....	2	2	24	2	5	19		2			
Brethren, River:											
Brethren in Christ.....	2	2	114	2	50	64	2		2	2	7,000
Buddhists:											
Japanesetemples.....	11	11	4,728	11	3,825	903	10	1	11	11	71,050
Catholic Apostolic Church.....	2	2	285	2	113	172	1		1	1	12,000
Christadelphians.....	10	10	303	10	129	174		8			
Christian and Missionary Alliance.....	8	8	749	8	259	490	6		6	6	41,000
Churches of Christ.....	35	35	1,149	35	495	654	17	18	17	18	29,200
Churches of the New Jerusalem:											
General Convention of the New Jerusalem in the United States of America.....	5	5	239	5	84	155	5		5	5	89,000
Congregational Churches.....	244	244	34,180	242	12,869	21,311	226	9	232	226	3,419,676
Disciples of Christ.....	165	165	32,211	137	10,657	17,036	146	2	151	138	1,868,831
Eastern Orthodox Churches:											
Greek Orthodox Church (Hellenic).....	2	2	6,000	2	4,950	1,050	2		3	2	40,000
Evangelical Association.....	18	18	1,389	18	589	800	18		18	18	183,100
Evangelistic associations:											
Apostolic Faith Movement.....	3	3	103	3	47	56	1	2	1	1	20,000
Peniel Missions.....	9	8	223	7	112	81	2	6	2	3	111,600
Friends:											
Society of Friends (Orthodox).....	23	23	3,904	23	1,786	2,118	19	1	19	20	186,075
German Evangelical Synod of North America.....	20	20	1,843	18	709	1,116	14		14	13	92,990
Holiness Church.....	14	14	368	14	141	227	13		13	13	19,550
Independent churches.....	26	25	4,000	23	1,051	1,399	18	8	20	15	103,130
Jewish congregations.....	34	23	8,178	20	3,618	3,860	15	8	15	15	1,209,500
Latter Day Saints:											
Church of Jesus Christ of Latter Day Saints.....	11	11	2,634	11	1,075	1,559	5	5	5	4	42,975
Reorganized Church of Jesus Christ of Latter Day Saints.....	20	20	2,848	19	1,196	1,486	13	7	13	15	44,265
Lutheran bodies:											
General Synod of the Evangelical Lutheran Church in the United States of America.....	27	27	5,587	25	1,932	2,625	27		27	27	704,500
General Council of the Evangelical Lutheran Church in North America.....	18	18	2,234	18	1,027	1,207	18		18	18	191,782
Evangelical Lutheran Synodical Conference of America.....	57	57	7,582	52	2,769	3,827	48	6	50	50	482,586
Norwegian Lutheran Church of America—											
Synod for the Norwegian Evangelical Lutheran Church of America.....	10	10	886	9	390	414	9	1	9	9	70,200
United Norwegian Lutheran Church in America.....	5	5	620	5	256	334	4		4	4	34,625
Evangelical Lutheran Joint Synod of Ohio and Other States.....	2	2	181	2	61	120	1		1	1	3,500
Danish Evangelical Lutheran Church in America.....	8	8	758	6	349	361	7		8	7	13,150
Finnish Evangelical Lutheran Church of America, or Suomi Synod.....	6	6	337	6	172	165	6		6	6	15,550
United Danish Evangelical Lutheran Church in America.....	9	9	905	9	441	464	8		8	9	61,750
Apostolic Lutheran Church (Finnish).....	3	3	117	3	58	59	2	1	2	2	1,700
Mennonite bodies:											
General Conference of Mennonites of North America.....	8	8	560	8	277	283	7	1	8	7	30,420
Mennonite Brethren Church of North America.....	4	4	486	4	217	269	4		4	4	12,150
Methodist bodies:											
Methodist Episcopal Church.....	652	651	84,642	555	29,811	44,141	606	46	620	607	6,992,821
Methodist Episcopal Church, South.....	120	118	12,176	104	4,034	6,417	100	19	100	103	883,278
Free Methodist Church of North America.....	38	38	1,585	38	533	1,052	37		38	37	130,250
African Methodist Episcopal Church.....	24	24	2,422	24	812	1,610	24		24	24	228,240
African Methodist Episcopal Zion Church.....	30	30	1,577	30	585	992	23	2	23	23	161,275
Colored Methodist Episcopal Church.....	5	5	252	5	105	147	5		5	5	17,300
Moravian bodies:											
Moravian Church (Unitas Fratrum).....	3	3	172	3	93	79	3		3	2	2,000
Pentecostal Church of the Nazarene.....	46	46	3,380	15	217	393	36	3	37	37	266,327
Presbyterian bodies:											
Presbyterian Church in the United States of America.....	358	357	54,011	340	18,323	29,645	333	21	339	334	4,971,700
Cumberland Presbyterian Church.....	7	7	273	7	157	116	3	3	3	4	14,825
United Presbyterian Church of North America.....	32	32	3,787	32	1,484	2,303	31	1	33	31	513,900
Synod of the Reformed Presbyterian Church of North America.....	3	3	215	3	94	121	2		2	2	22,000
Protestant Episcopal Church.....	261	260	30,018	223	8,784	15,480	240	5	241	234	3,341,629

GENERAL TABLES.

EACH STATE, BY DENOMINATIONS: 1916—Continued.

DENOMINATION.	Total number of organizations.	DEBT ON CHURCH PROPERTY.		PARSONAGES.		EXPENDITURES FOR YEAR.		SUNDAY SCHOOLS CONDUCTED BY CHURCH ORGANIZATIONS.			
		Number of organizations reporting.	Amount of debt reported.	Number of organizations reporting.	Value of parsonages reported.	Number of organizations reporting.	Amount reported.	Number of organizations reporting.	Number of Sunday schools reported.	Number of officers and teachers.	Number of scholars.
CALIFORNIA.											
All denominations.....	3,771	1,179	\$4,994,336	1,426	\$4,886,794	3,321	\$8,473,322	3,237	3,446	38,305	383,303
Adventist bodies:											
Advent Christian Church.....	13	1	3,000	3	6,200	11	17,752	13	13	157	1,009
Seventh-day Adventist Denomination.....	163	28	15,531	1	400	143	257,427	151	156	1,884	9,591
Armenian Church.....	4	2	5,800			4	8,890	2	3	10	215
Assemblies of God, General Council.....	4	2	1,537	1	2,000	3	5,080	3	3	17	131
Bahais.....	5					3	767				
Baptist bodies:											
Baptists—											
Northern Baptist Convention.....	244	98	312,890	88	180,645	240	673,424	241	274	3,914	35,462
National Baptist Convention.....	32	15	12,542	6	8,900	32	25,097	31	31	238	1,524
Seventh Day Baptists.....	3	1	1,500			3	2,475	3	3	28	139
Brethren, German Baptist (Dunkers):											
Church of the Brethren (Conservative Dunkers).....	33	7	3,330			32	49,347	32	36	375	3,655
Old Order German Baptist Brethren.....	2					1	200				
The Brethren Church (Progressive Dunkers).....	7	6	22,975			7	14,864	6	8	110	1,092
Brethren, Plymouth:											
Brethren, Plymouth, I.....	12	2	8,150			10	4,210	7	7	39	421
Brethren, Plymouth, II.....	6	1	1,000			6	6,650	5	6	33	328
Brethren, Plymouth, IV.....	4					2	1,117				
Brethren, Plymouth, V.....	6					6	2,903	3	3	9	71
Brethren, Plymouth, VI.....	2					2	610				
Brethren, River:											
Brethren in Christ.....	2					2	1,073	2	2	27	180
Buddhists:											
Japanese temples.....	11	2	6,055	4	7,000	11	21,252	6	6	15	293
Catholic Apostolic Church.....	2					2	6,740				
Christadelphians.....	10			1	2,000	5	1,597	5	5	22	144
Christian and Missionary Alliance.....	8	1	2,000	3	7,000	7	26,606	4	4	52	564
Churches of Christ.....	35	4	1,230	1	1,500	20	7,998	21	21	64	660
Churches of the New Jerusalem:											
General Convention of the New Jerusalem in the United States of America.....	5	1	1,000	1	10,000	4	5,405	4	4	19	79
Congregational Churches.....	244	87	353,191	112	251,600	230	673,905	230	244	3,225	28,057
Disciples of Christ.....	165	59	225,514	28	65,050	135	385,566	163	165	2,583	26,992
Eastern Orthodox Churches:											
Greek Orthodox Church (Hellenic).....	2	1	5,000			2	7,236	1	1	1	45
Evangelical Association.....	18	5	8,644	13	82,200	18	28,386	18	18	228	1,938
Evangelistic associations:											
Apostolic Faith Movement.....	3					3	9,375	1	1	2	9
Peniel Missions.....	9			1	1,000	7	4,745	4	4	15	66
Friends:											
Society of Friends (Orthodox).....	23	8	57,501	12	21,800	23	80,012	23	23	364	3,630
German Evangelical Synod of North America.....	20	7	13,530	6	25,000	20	17,384	18	18	84	639
Holiness Church.....	14	2	402	7	5,600	13	5,915	13	13	78	395
Independent churches.....	26	4	19,000	5	10,000	22	47,664	19	19	168	1,480
Jewish congregations.....	34	9	181,900			15	161,017	19	20	126	2,143
Latter Day Saints:											
Church of Jesus Christ of Latter Day Saints.....	11	2	1,700	2	7,500	10	5,329	11	12	166	1,218
Reorganized Church of Jesus Christ of Latter Day Saints.....	20	2	1,245			19	6,349	19	23	225	905
Lutheran bodies:											
General Synod of the Evangelical Lutheran Church in the United States of America.....	27	18	57,455	5	16,500	27	66,368	27	27	344	2,949
General Council of the Evangelical Lutheran Church in North America.....	18	10	25,827	8	31,200	18	37,687	17	17	162	1,112
Evangelical Lutheran Synodical Conference of America.....	57	24	56,550	30	79,250	54	100,157	48	55	263	2,307
Norwegian Lutheran Church of America—											
Synod for the Norwegian Evangelical Lutheran Church of America.....	10	3	9,600	2	4,500	9	12,818	9	10	54	547
United Norwegian Lutheran Church in America.....	5	2	3,500	1	4,000	5	5,633	4	5	33	177
Evangelical Lutheran Joint Synod of Ohio and Other States.....	2	1	1,450	1	2,000	2	2,041	2	3	7	57
Danish Evangelical Lutheran Church in America.....	8	2	2,250	3	5,100	6	4,498	5	5	13	104
Finnish Evangelical Lutheran Church of America, or Suomi Synod.....	6	3	3,950	2	1,400	5	2,881	5	6	20	130
United Danish Evangelical Lutheran Church in America.....	9	3	5,360	4	12,300	8	11,235	9	9	73	547
Apostolic Lutheran Church (Finnish).....	3					2	222	2	2	3	19
Mennonite bodies:											
General Conference of Mennonites of North America.....	8	3	2,925			8	7,202	8	8	79	742
Mennonite Brethren Church of North America.....	4	1	700			4	5,264	4	4	60	891
Methodist bodies:											
Methodist Episcopal Church.....	652	213	662,137	376	976,260	638	1,482,327	620	655	10,210	99,575
Methodist Episcopal Church, South.....	120	15	30,601	77	162,000	118	161,136	109	110	1,119	11,516
Free Methodist Church of North America.....	38	9	8,677	26	63,300	37	45,302	36	38	323	2,340
African Methodist Episcopal Church.....	24	13	19,643	17	29,150	24	37,230	24	24	207	1,250
African Methodist Episcopal Zion Church.....	30	11	13,562	8	6,450	28	21,695	24	24	136	868
Colored Methodist Episcopal Church.....	5	5	4,140	2	1,500	5	4,413	4	4	22	146
Moravian bodies:											
Moravian Church (Unitas Fratrum).....	3			2	2,000	2	1,382	3	3	10	94
Pentecostal Church of the Nazarene.....	46	26	34,425	6	9,300	44	91,102	45	45	459	3,314
Presbyterian bodies:											
Presbyterian Church in the United States of America.....	358	134	409,848	149	388,850	338	1,198,614	347	371	4,834	49,529
Cumberland Presbyterian Church.....	7	3	3,100	1	1,000	5	2,795	4	4	37	255
United Presbyterian Church of North America.....	32	9	20,350	16	50,300	32	89,280	32	34	508	3,994
Synod of the Reformed Presbyterian Church of North America.....	3					3	7,398	3	3	34	250
Protestant Episcopal Church.....	261	60	219,399	98	696,359	249	540,715	199	206	1,604	14,031

TABLE 62.—STATISTICS OF RELIGIOUS BODIES IN

DENOMINATION.	Total number of organizations.	MEMBERS.					PLACES OF WORSHIP.			VALUE OF CHURCH PROPERTY.	
		Number of organizations reporting.	Total number reported.	Sex.		Number of organizations reporting—		Number of church edifices reported.	Number of organizations reporting.	Value reported.	
				Number of organizations reporting.	Male.	Female.	Church edifices.				Halls, etc.
CALIFORNIA—Continued.											
Reformed bodies:											
Reformed Church in the United States.....	5	5	448	5	242	206	5	5	5	\$260,600	
Christian Reformed Church.....	4	4	164	4	88	76	3	1	3	12,900	
Roman Catholic Church.....	626	620	494,539	551	202,777	205,426	496	51	515	8,301,361	
Salvation Army.....	32	32	1,439	32	746	693					
Scandinavian Evangelical bodies:											
Swedish Evangelical Mission Covenant of America.....	13	13	1,594	13	703	891	13	14	13	160,423	
Swedish Evangelical Free Church.....	5	5	378	5	182	196	4	1	4	25,000	
Spiritualists:											
Spiritualists (National Spiritualists' Association).....	47	46	2,214	42	533	1,031	10	23	10	47,600	
Theosophical societies:											
Theosophical Society.....	3	3	20	3	6	14		3			
Theosophical Society, American Section.....	22	22	977					22			
Universal Brotherhood and Theosophical Society.....	1										
Unitarians.....	21	21	3,343	19	806	1,272	19	1	19	568,669	
United Brethren bodies:											
Church of the United Brethren in Christ.....	24	24	2,349	23	874	1,386	22	2	22	198,980	
Church of the United Brethren in Christ (Old Constitution).....	4	4	246	3	91	136	4		4	9,000	
Universalists.....	5	5	686	5	240	446	4		4	129,000	
Volunteers of America.....	5	5	594	5	541	53	1	2	1	36,000	
All other denominations.....	16	16	1,175	15	523	558	12	2	13	82,305	

COLORADO.

All denominations.....	1,465	1,455	257,977	1,310	97,650	126,943	1,142	173	1,162	1,144	\$10,010,432
Adventist bodies:											
Seventh-day Adventist Denomination.....	65	65	2,762	65	892	1,870	44	15	44	45	80,565
Baptist bodies:											
Baptists—											
Northern Baptist Convention.....	109	109	16,528	108	6,161	10,197	84	17	86	87	842,758
National Baptist Convention.....	12	12	2,020	12	799	1,221	12		12	12	103,485
Brethren, German Baptist (Dunkers):											
Church of the Brethren (Conservative Dunkers).....	16	16	956	16	412	544	14		15	14	47,700
Brethren, Plymouth:											
Brethren, Plymouth, Ill.....	2	2	25	2	9	16		2			
Churches of Christ.....	11	11	588	11	268	320	6	4	6	6	9,650
Churches of God in North America, General Eldership of the.....	3	3	137	3	65	72	2		2	2	5,000
Congregational Churches.....	99	99	11,782	99	4,543	7,239	89	8	89	91	805,675
Disciples of Christ.....	61	61	12,805	47	4,185	6,908	52	1	53	47	462,100
Eastern Orthodox Churches:											
Greek Orthodox Church (Hellenic).....	2	2	515	2	471	44	2		2	2	30,000
Russian Orthodox Church.....	3	3	981	3	584	397	3		3	3	17,000
Evangelical Association.....	15	15	868	15	380	488	11	4	11	11	36,500
Friends:											
Society of Friends (Orthodox).....	9	9	829	9	356	473	7	1	8	7	12,300
German Evangelical Synod of North America.....	12	12	1,845	10	829	928	9	2	9	9	39,455
Independent churches.....	5	5	124	5	60	64	2	3	2	2	4,250
Jewish congregations.....	17	7	2,356	7	1,182	1,174	7		7	7	127,500
Latter Day Saints:											
Church of Jesus Christ of Latter Day Saints.....	10	10	3,358	10	1,590	1,768	8	2	8	9	41,618
Reorganized Church of Jesus Christ of Latter Day Saints.....	13	13	1,197	13	501	696	4	9	4	5	13,230
Lutheran bodies:											
General Synod of the Evangelical Lutheran Church in the United States of America.....	16	16	1,700	16	703	997	1	3	11	12	86,800
General Council of the Evangelical Lutheran Church in North America.....	15	15	1,853	14	813	1,034	15		15	15	122,600
Evangelical Lutheran Synodical Conference of America.....	26	26	2,738	24	1,124	1,352	20	3	25	19	104,250
Norwegian Lutheran Church of America—											
Synod for the Norwegian Evangelical Lutheran Church of America.....	5	5	211	5	97	114	1		1	1	2,400
United Norwegian Lutheran Church in America.....	4	4	184	4	99	85	2	1	2	2	3,200
Evangelical Lutheran Joint Synod of Ohio and Other States.....	9	9	1,090	8	513	511	7	1	7	7	16,650
Evangelical Lutheran Synod of Iowa and Other States.....	14	14	1,754	13	818	816	12	2	12	12	39,700
United Danish Evangelical Lutheran Church in America.....	3	3	206	3	94	112	2		2	3	16,275
Mennonite bodies:											
Mennonite Church.....	4	4	273	4	137	136	3	1	3	3	10,000
Mennonite Brethren in Christ.....	5	5	81	5	33	48		5			
Mennonite Brethren Church of North America.....	2	2	85	2	40	45	1		1	1	500
Methodist bodies:											
Methodist Episcopal Church.....	236	236	38,584	208	13,768	20,754	208	25	211	207	1,871,950
Methodist Episcopal Church, South.....	16	16	1,858	16	712	1,146	15	1	15	15	116,500
Free Methodist Church of North America.....	35	35	520	35	169	351	18	5	18	17	35,150
African Methodist Episcopal Church.....	15	15	1,849	14	656	1,168	15		15	15	78,100
Pentecostal Church of the Nazarene.....	11	11	370	7	102	178	5	2	5	5	9,275
Presbyterian bodies:											
Presbyterian Church in the United States of America.....	147	147	22,960	122	7,156	12,206	118	5	120	119	1,352,700
United Presbyterian Church of North America.....	15	15	2,707	15	1,153	1,654	15		15	15	237,700
Synod of the Reformed Presbyterian Church of North America.....	4	4	245	4	114	131	4		4	4	21,000
Protestant Episcopal Church.....	109	109	8,437	74	2,634	4,585	77	3	77	77	853,107
Reformed bodies:											
Reformed Church in the United States.....	2	2	221	2	94	127	2		2	2	3,200
Christian Reformed Church.....	4	4	262	4	132	130	4		4	4	8,200
Roman Catholic Church.....	230	230	104,982	207	40,705	42,675	193	25	198	192	1,980,518
Salvation Army.....	12	12	533	12	242	291					

GENERAL TABLES.

EACH STATE, BY DENOMINATIONS: 1916—Continued.

DENOMINATION.	Total number of organizations.	DEBT ON CHURCH PROPERTY.		PARSONAGES.		EXPENDITURES FOR YEAR.		SUNDAY SCHOOLS CONDUCTED BY CHURCH ORGANIZATIONS.			
		Number of organizations reporting.	Amount of debt reported.	Number of organizations reporting.	Value of parsonages reported.	Number of organizations reporting.	Amount reported.	Number of organizations reporting.	Number of Sunday schools reported.	Number of officers and teachers.	Number of scholars.
CALIFORNIA—Continued.											
Reformed bodies:											
Reformed Church in the United States.....	5	2	\$101,200	2	\$3,000	5	\$6,996	5	5	30	273
Christian Reformed Church.....	4	3	8,250	3	7,900	3	3,292	4	4	10	93
Roman Catholic Church.....	626	213	1,907,098	255	1,535,075	419	1,683,144	444	497	2,329	54,617
Salvation Army.....	32					32	53,496	29	29	147	1,178
Scandinavian Evangelical bodies:											
Swedish Evangelical Mission Covenant of America.....	13	8	12,700	6	18,875	13	33,825	13	14	153	1,389
Swedish Evangelical Free Church.....	5	3	2,000	2	4,000	5	9,446	5	5	60	381
Spiritualists:											
Spiritualists (National Spiritualists' Association).....	47	4	4,673			32	20,420	8	10	44	257
Theosophical societies:											
Theosophical Society.....	3										
Theosophical Society, American Section.....	22										
Universal Brotherhood and Theosophical Society.....	1										
Unitarians.....	21	4	32,500	1	5,000	20	61,802	18	18	107	794
United Brethren bodies:											
Church of the United Brethren in Christ.....	24	10	18,630	21	50,935	24	38,176	24	25	369	3,308
Church of the United Brethren in Christ (Old Constitution).....	4	1	400	2	1,600	4	1,990	4	5	40	281
Universalists.....	5	1	10,000	2	9,000	5	14,490	5	5	58	365
Volunteers of America.....	5	1	14,169			3	22,717	1	1	3	18
All other denominations.....	16	4	21,100	3	13,295	12	9,796	9	10	63	530

COLORADO.

All denominations.....	1,465	386	\$1,166,917	510	\$1,289,528	1,281	\$2,427,365	1,216	1,304	14,181	139,406
Adventist bodies:											
Seventh-day Adventist Denomination.....	65	13	9,188			60	63,878	61	63	550	2,633
Baptist bodies:											
Baptists—											
Northern Baptist Convention.....	109	41	88,896	34	80,000	104	216,221	96	107	1,428	12,991
National Baptist Convention.....	12	6	18,694	3	6,350	12	18,157	12	12	117	1,013
Brethren, German Baptist (Dunkers):											
Church of the Brethren (Conservative Dunkers).....	16	4	2,660	1	1,600	13	10,751	15	18	186	1,277
Brethren, Plymouth:											
Brethren, Plymouth, II.....	2					2	358	2	2	7	51
Churches of Christ.....	11	1	264			6	1,072	7	8	36	385
Churches of God in North America, General Eldership of the.....	3			1	1,000	3	1,700	3	3	20	240
Congregational Churches.....	99	33	44,968	45	107,000	97	192,522	98	100	1,258	11,161
Disciples of Christ.....	61	19	44,095	11	24,400	45	103,598	57	58	891	10,109
Eastern Orthodox Churches:											
Greek Orthodox Church (Hellenic).....	2			1	2,000	2	5,576				
Russian Orthodox Church.....	3	3	2,340	3	6,000	3	5,461	2	2	2	52
Evangelical Association.....	15	2	1,200	4	8,800	14	14,488	15	15	195	1,377
Friends:											
Society of Friends (Orthodox).....	9	2	365	1	2,500	9	3,820	8	8	87	585
German Evangelical Synod of North America.....	12	6	15,289	3	3,500	12	13,417	11	11	63	835
Independent churches.....	5	1	400			3	5,365	4	4	29	180
Jewish congregations.....	17	1	6,000			6	29,884	4	6	69	921
Latter Day Saints:											
Church of Jesus Christ of Latter Day Saints.....	10	2	358			10	5,481	9	11	174	1,252
Reorganized Church of Jesus Christ of Latter Day Saints.....	13	2	2,000			11	4,773	12	14	130	543
Lutheran bodies:											
General Synod of the Evangelical Lutheran Church in the United States of America.....	16	6	12,430	5	13,000	16	21,953	15	15	158	1,067
General Council of the Evangelical Lutheran Church in North America.....	15	4	2,740	8	20,400	14	22,469	13	13	108	767
Evangelical Lutheran Synodical Conference of America.....	26	11	28,856	9	19,500	23	33,429	9	11	64	521
Norwegian Lutheran Church of America—											
Synod for the Norwegian Evangelical Lutheran Church of America.....	5	1	400	1	1,500	5	1,578	2	2	8	64
United Norwegian Lutheran Church in America.....	4					4	1,461	4	4	20	81
Evangelical Lutheran Joint Synod of Ohio and Other States.....	9	2	550	2	3,600	9	8,363	9	10	40	554
Evangelical Lutheran Synod of Iowa and Other States.....	14	6	19,958	4	8,600	13	9,652	10	12	36	702
United Danish Evangelical Lutheran Church in America.....	3			1	2,300	3	2,901	3	3	21	116
Mennonite bodies:											
Mennonite Church.....	4	1	750			4	6,714	4	5	48	352
Mennonite Brethren in Christ.....	5					5	469	4	4	25	130
Mennonite Brethren Church of North America.....	2					2	880	2	4	18	160
Methodist bodies:											
Methodist Episcopal Church.....	236	77	197,836	131	292,250	229	486,883	228	254	4,032	41,183
Methodist Episcopal Church, South.....	16	1	200	13	23,350	16	20,495	15	15	157	2,591
Free Methodist Church of North America.....	35	4	1,030	8	5,688	27	12,447	19	20	134	680
African Methodist Episcopal Church.....	15	5	6,665	9	17,700	15	21,030	13	13	116	735
Pentecostal Church of the Nazarene.....	11	1	1,975	1	1,000	10	9,203	10	10	74	438
Presbyterian bodies:											
Presbyterian Church in the United States of America.....	147	39	123,145	79	160,500	136	370,125	130	145	2,031	19,517
United Presbyterian Church of North America.....	15	6	4,525	6	20,400	15	48,556	15	15	231	2,420
Synod of the Reformed Presbyterian Church of North America.....	4					4	6,680	4	4	40	256
Protestant Episcopal Church.....	109	17	125,731	37	107,400	91	164,667	73	75	623	4,275
Reformed bodies:											
Reformed Church in the United States.....	2	2	3,100	2	2,900	2	5,156	2	2	22	218
Christian Reformed Church.....	4	4	3,225	2	4,600	4	9,850	3	6	18	129
Roman Catholic Church.....	230	52	378,639	73	320,440	161	383,590	160	167	515	13,085
Salvation Army.....	12					12	23,329	11	11	66	624

RELIGIOUS BODIES.

TABLE 62.—STATISTICS OF RELIGIOUS BODIES IN

DENOMINATION.	Total number of organizations.	MEMBERS.					PLACES OF WORSHIP.			VALUE OF CHURCH PROPERTY.	
		Number of organizations reporting.	Total number reported.	Sex.		Number of organizations reporting—		Number of church edifices reported.	Number of organizations reporting.	Value reported.	
				Number of organizations reporting.	Male.	Female.	Church edifices.				Halls, etc.

COLORADO—Continued.

Scandinavian Evangelical bodies:											
Swedish Evangelical Mission Covenant of America.....	2	2	172	1	15	15	2	2	2	2	\$14,700
Swedish Evangelical Free Church.....	7	7	419	7	182	237	7	7	7	7	33,821
Spiritualists:											
Spiritualists (National Spiritualists' Association).....	5	5	210	5	84	126	5	5	5	5	117,000
Theosophical societies:											
Theosophical Society, American Section.....	4	4	116	4	277	361	4	4	4	4	117,000
Unitarians.....	5	5	638	5	277	361	5	5	5	5	117,000
United Brethren bodies:											
Church of the United Brethren in Christ.....	17	17	1,240	16	482	701	14	3	14	14	68,950
Universalists.....	2	2	126	2	40	86	1	1	1	1	25,000
All other denominations.....	20	20	1,677	19	1,175	452	9	9	9	9	102,400

CONNECTICUT.

All denominations.....	1,455	1,437	724,692	1,316	289,880	328,986	1,338	76	1,402	1,327	\$33,258,584
Adventist bodies:											
Advent Christian Church.....	19	19	1,550	18	619	919	18	19	18	18	81,770
Seventh-day Adventist Denomination.....	11	11	419	11	130	289	6	4	6	5	16,500
Life and Advent Union.....	3	3	155	3	66	89	2	1	2	2	16,500
Baptist bodies:											
Baptists—											
Northern Baptist Convention.....	152	152	26,243	152	10,195	16,048	149	2	162	150	2,780,372
Brethren, Plymouth:											
Brethren, Plymouth, II.....	3	3	91	3	38	53	3	3	3	3	
Brethren, Plymouth, IV.....	4	4	27	4	10	17	4	4	4	4	
Brethren, Plymouth, VI.....	3	3	53	3	23	30	3	3	3	3	
Catholic Apostolic Church.....	3	3	228	3	100	128	2	1	2	2	35,000
Christadelphians.....	2	2	42	2	17	25	2	2	2	2	
Church of God and Saints of Christ.....	5	5	145	5	46	99	2	3	3	1	1,150
Congregational Churches.....	327	327	71,188	327	25,506	45,682	325	2	352	324	7,908,268
Disciples of Christ.....	2	2	628	2	305	323	2	2	2	2	45,000
Eastern Orthodox Churches:											
Greek Orthodox Church (Hellenic).....	6	6	1,969	6	1,442	527	3	3	3	3	25,000
Russian Orthodox Church.....	11	11	8,507	11	5,413	3,094	11	11	11	11	135,000
Independent churches.....	7	7	225	7	96	129	7	7	7	7	23,300
Jewish congregations.....	49	37	8,688	20	2,825	1,659	25	11	25	20	405,600
Lutheran bodies:											
General S. nod of the Evangelical Lutheran Church in the United States of America.....	2	2	509	2	228	281	2	2	2	2	22,000
General Council of the Evangelical Lutheran Church in North America.....	54	54	14,971	50	5,808	6,405	51	1	52	50	748,696
Evangelical Lutheran Synodical Conference of America.....	21	21	5,588	19	2,515	2,766	19	2	22	19	258,700
Danish Evangelical Lutheran Church in America.....	4	4	763	4	373	390	3	1	3	3	18,200
Methodist bodies:											
Methodist Episcopal Church.....	199	198	36,181	175	12,063	19,189	197	2	202	196	3,440,000
Methodist Protestant Church.....	5	5	128	5	52	76	5	5	5	5	20,650
African Methodist Episcopal Church.....	6	6	616	6	221	295	6	6	6	6	26,000
African Methodist Episcopal Zion Church.....	17	17	1,825	17	681	1,144	17	17	17	17	211,350
Pentecostal Church of the Nazarene.....	6	6	183	4	45	104	6	6	6	6	31,600
Polish National Catholic Church of America.....	2	2	1,020	2	575	445	2	2	2	2	18,000
Presbyterian bodies:											
Presbyterian Church in the United States of America.....	8	8	3,143	6	861	1,364	7	7	8	6	406,000
Protestant Episcopal Church.....	196	196	48,854	146	13,171	20,723	187	3	190	187	5,488,403
Reformed bodies:											
Reformed Church in the United States.....	4	4	1,600	4	820	780	4	4	4	4	98,000
Hungarian Reformed Church in America.....	2	2	574	2	338	236	2	2	2	2	26,000
Roman Catholic Church.....	265	261	483,834	243	203,224	202,938	245	7	251	243	10,242,250
Salvation Army.....	19	19	797	19	389	408	8	10	8	8	122,500
Spiritualists:											
Spiritualists (National Spiritualists' Association).....	2	2	84	2	35	49	1	1	1	1	800
Theosophical societies:											
Theosophical Society, American Section.....	2	2	32	2	130	186	2	2	2	2	125,000
Unitarians.....	4	4	316	4	130	186	3	3	3	3	125,000
Universalists.....	10	10	1,615	10	567	1,048	8	2	8	8	399,560
All other denominations.....	20	19	2,001	19	953	1,048	13	6	13	14	81,415

DELAWARE.

All denominations.....	490	485	86,524	400	26,881	34,758	455	17	462	454	\$4,847,275
Adventist bodies:											
Seventh-day Adventist Denomination.....	5	5	189	5	60	129	2	2	2	2	5,323
Baptist bodies:											
Baptists—											
Northern Baptist Convention.....	15	15	3,651	13	1,379	2,013	15	16	15	15	485,500
Primitive Baptists.....	2	2	61	1	12	29	1	2	1	1	1,000
Disciples of Christ.....	2	2	335	2	169	166	2	2	2	2	3,700
Friends:											
Religious Society of Friends (Hicksite).....	6	6	527	6	245	282	6	6	6	6	68,000
Jewish congregations.....	3	1	250	1	120	130	1	1	1	1	7,200
Lutheran bodies:											
General Council of the Evangelical Lutheran Church in North America.....	2	2	940	2	376	564	2	2	2	2	60,000

GENERAL TABLES.

EACH STATE, BY DENOMINATIONS: 1916—Continued.

DENOMINATION.	Total number of organizations.	DEBT ON CHURCH PROPERTY.		PARSONAGES.		EXPENDITURES FOR YEAR.		SUNDAY SCHOOLS CONDUCTED BY CHURCH ORGANIZATIONS.			
		Number of organizations reporting.	Amount of debt reported.	Number of organizations reporting.	Value of parsonages reported.	Number of organizations reporting.	Amount reported.	Number of organizations reporting.	Number of Sunday schools reported.	Number of officers and teachers.	Number of scholars.
COLORADO—Continued.											
Scandinavian Evangelical bodies:											
Swedish Evangelical Mission Covenant of America	2	1	\$3,000	1	\$1,200	2	\$4,746	2	2	19	150
Swedish Evangelical Free Church	7	1	1,500	1	2,500	7	7,222	6	6	62	575
Spiritualists:											
Spiritualists (National Spiritualists' Association)	5					4	1,106	1	1	8	55
Theosophical societies:											
Theosophical Society, American Section	4										
Unitarians	5	1	800	1	3,000	5	11,081	3	3	25	142
United Brethren bodies:											
Church of the United Brethren in Christ	17	3	2,125	8	13,050	16	18,990	17	18	227	1,663
Universalists	2	1	2,000			1	200	2	2	15	73
All other denominations	20	4	9,120	1	1,500	14	15,618	11	11	78	468

CONNECTICUT.

All denominations	1,455	427	\$3,330,726	909	\$5,646,919	1,371	\$6,022,135	1,275	1,370	18,873	190,355
Adventist bodies:											
Advent Christian Church	19	7	8,034	3	12,000	17	23,383	16	17	190	1,181
Seventh-day Adventist Denomination	11	3	7,400	1	2,500	10	15,455	11	13	83	384
Life and Advent Union	3	2	5,750			3	3,001	3	3	29	165
Baptist bodies:											
Baptists—											
Northern Baptist Convention	152	32	119,078	82	284,450	144	369,217	137	148	2,352	17,866
Brethren, Plymouth:											
Brethren, Plymouth, II	3					3	1,844	3	3	7	79
Brethren, Plymouth, IV	4					3	368				
Brethren, Plymouth, VI	3					3	836	1	1	2	21
Catholic Apostolic Church	3										
Christadelphians	2					2	201	2	2	6	22
Church of God and Saints of Christ	5					2	800	2	2	4	10
Congregational Churches	327	50	162,362	272	1,367,435	326	1,266,142	322	340	5,682	44,450
Disciples of Christ	2	1	2,888			2	7,322	2	2	29	318
Eastern Orthodox Churches:											
Greek Orthodox Church (Hellenic)	6	2	7,000			6	10,292				
Russian Orthodox Church	11	9	55,158	5	42,000	11	42,863	8	9	11	455
Independent churches	7	4	4,300	1	4,000	7	4,910	7	7	43	272
Jewish congregations	49	15	81,200	1	4,000	28	68,344	11	11	50	1,244
Lutheran bodies:											
General Synod of the Evangelical Lutheran Church in the United States of America	2	2	8,500	1	5,500	2	4,524	2	2	25	216
General Council of the Evangelical Lutheran Church in North America	54	34	155,303	26	127,300	54	157,398	52	61	695	5,134
Evangelical Lutheran Synodical Conference of America	21	15	49,950	11	49,800	20	61,072	18	18	151	1,420
Danish Evangelical Lutheran Church in America	4	2	2,729	1	3,000	4	3,447	2	2	9	71
Methodist bodies:											
Methodist Episcopal Church	199	39	138,627	164	665,450	197	535,084	186	194	3,682	32,412
Methodist Protestant Church	5	2	8,792	2	2,500	5	4,148	5	5	42	293
African Methodist Episcopal Church	6	2	1,250	2	6,000	6	7,735	6	6	33	297
African Methodist Episcopal Zion Church	17	11	38,430	10	36,100	17	29,455	15	15	117	897
Pentecostal Church of the Nazarene	6	4	11,400			4	5,840	5	5	36	229
Polish National Catholic Church of America	2	2	8,000	1	3,500	2	4,753	2	2	2	136
Presbyterian bodies:											
Presbyterian Church in the United States of America	8	4	34,500	4	73,500	8	92,462	8	8	225	2,043
Protestant Episcopal Church	196	16	66,200	129	911,173	193	793,778	178	189	2,278	17,324
Reformed bodies:											
Reformed Church in the United States	4	4	33,900	4	19,000	4	15,254	4	9	66	717
Hungarian Reformed Church in America	2	2	13,800	2	14,000	2	5,963	2	2	6	174
Roman Catholic Church	265	147	2,243,900	181	1,976,711	237	2,362,332	228	257	2,698	60,164
Salvation Army	19	7	40,500			19	47,430	15	15	86	652
Spiritualists:											
Spiritualists (National Spiritualists' Association)	2					1	1,117				
Theosophical societies:											
Theosophical Society, American Section	2										
Unitarians	4	1	9,000			3	17,086	2	2	14	70
Universalists	10	1	5,200	4	30,000	8	40,670	9	9	122	850
All other denominations	20	7	7,575	2	7,000	18	17,609	11	11	98	789

DELAWARE.

All denominations	490	149	\$340,369	198	\$699,420	460	\$806,300	427	442	5,825	56,280
Adventist bodies:											
Seventh-day Adventist Denomination	5	1	1,000			4	2,335	5	5	32	180
Baptist bodies:											
Baptists—											
Northern Baptist Convention	15	4	7,804	4	8,800	14	44,106	13	14	246	2,376
Primitive Baptists	2					1	525				
Disciples of Christ	2	1	800	1	1,700	1	850	2	2	21	279
Friends:											
Religious Society of Friends (Hicksite)	6					6	4,108	2	2	33	161
Jewish congregations	3	1	5,000			1	2,850	1	1	6	62
Lutheran bodies:											
General Council of the Evangelical Lutheran Church in North America	2			2	10,000	2	9,776	2	3	56	445

RELIGIOUS BODIES.

TABLE 62.—STATISTICS OF RELIGIOUS BODIES IN

DENOMINATION.	Total number of organizations.	MEMBERS.					PLACES OF WORSHIP.			VALUE OF CHURCH PROPERTY.	
		Number of organizations reporting.	Total number reported.	Sex.		Number of organizations reporting.	Number of organizations reporting—		Number of church edifices reported.	Number of organizations reporting.	Value reported.
				Male.	Female.		Church edifices.	Halls, etc.			

DELAWARE—Continued.

Methodist bodies:											
Methodist Episcopal Church.....	209	209	28,004	155	8,820	12,379	206	1	208	206	\$1,513,790
Methodist Protestant Church.....	40	40	4,598	40	1,939	2,659	40		40	40	194,450
African Methodist Episcopal Church.....	46	46	3,290	46	1,217	2,073	46		47	46	150,992
African Methodist Episcopal Zion Church.....	5	5	195	5	82	113	3	2	3	3	13,700
African Union Methodist Episcopal Church.....	8	8	732	8	259	473	8		8	8	20,100
Pentecostal Church of the Nazarene.....	13	13	1,629	13	682	947	12		12	12	59,900
Presbyterian bodies:											
Presbyterian Church in the United States of America.....	34	34	6,197	32	1,555	2,688	33	1	35	33	967,500
Protestant Episcopal Church.....	40	40	4,656	25	944	1,397	40		40	40	462,500
Roman Catholic Church.....	37	34	30,183	24	8,576	8,092	24	3	24	21	678,600
All other denominations.....	21	21	1,040	20	429	594	12	8	12	14	152,820

DISTRICT OF COLUMBIA.

All denominations.....	349	348	164,413	308	58,755	88,661	306	38	309	312	\$13,937,158
Adventist bodies:											
Seventh-day Adventist Denomination.....	6	6	1,006	6	330	676	4	2	4	4	57,402
Baptist bodies:											
Baptists—											
Northern Baptist Convention.....	17	17	9,667	17	3,498	6,169	17		18	16	967,900
Southern Baptist Convention.....	5	5	2,767	5	1,153	1,614	6		6	5	166,600
National Baptist Convention.....	60	60	27,544	60	9,773	17,771	67	3	57	60	1,361,074
Primitive Baptists.....	2	2	51	2	13	38	1	1	1	1	7,500
Christadelphians.....	2	2	42	2	15	27		2		1	100
Congregational Churches.....	6	6	3,255	6	1,237	2,018	6		6	6	606,000
Disciples of Christ.....	3	3	3,038	3	1,165	1,873	7	1	7	7	187,500
Independent churches.....	2	2	197	2	93	104		1			
Jewish congregations.....	10	10	3,225	3	500	400	6	4	6	4	157,000
Lutheran bodies:											
General Synod of the Evangelical Lutheran Church in the United States of America.....	11	11	3,050	10	1,178	1,756	11		11	11	645,000
Evangelical Lutheran Synodical Conference of America.....	2	2	582	2	223	359	2		2	2	53,000
Evangelical Lutheran Joint Synod of Ohio and Other States.....	2	2	560	2	262	298	2		2	2	42,500
Methodist bodies:											
Methodist Episcopal Church.....	40	40	13,085	35	4,453	7,555	39	1	39	39	1,443,060
Methodist Protestant Church.....	6	6	1,486	6	538	948	6		6	6	214,500
Methodist Episcopal Church, South.....	7	7	2,868	7	1,021	1,645	7		7	7	216,500
African Methodist Episcopal Church.....	9	9	2,353	9	912	1,441	9		9	9	192,300
African Methodist Episcopal Zion Church.....	7	7	2,732	7	953	1,779	6	1	6	6	293,500
Colored Methodist Protestant Church.....	4	4	325	4	103	222	2	2	2	2	14,123
African Union Methodist Protestant Church.....	2	2	85	2	21	64	1		1	1	2,000
Colored Methodist Episcopal Church.....	4	4	840	4	289	551	4		4	4	179,500
Pentecostal Church of the Nazarene.....	2	2	44	1	10	14		1		1	100
Presbyterian bodies:											
Presbyterian Church in the United States of America.....	21	21	9,338	20	2,812	4,992	21		21	21	1,334,000
Presbyterian Church in the United States.....	2	2	597	2	205	392	2		2	2	77,000
Protestant Episcopal Church.....	61	61	18,295	34	5,093	8,618	48	1	49	48	3,356,272
Reformed bodies:											
Reformed Church in the United States.....	2	2	705	1	152	228	2		2	2	94,000
Roman Catholic Church.....	29	28	51,421	23	20,271	24,300	27	2	27	28	1,677,677
Salvation Army.....	2	2	84	2	39	45					
Spiritualists:											
Spiritualists (National Spiritualists' Association).....	2	2	254	2	96	158		2		1	50
All other denominations.....	26	26	6,119	24	2,347	2,606	14	12	14	14	591,000

FLORIDA.

All denominations.....	4,395	4,390	324,856	3,999	119,010	181,922	3,811	269	3,872	3,794	\$11,166,357
Adventist bodies:											
Advent Christian Church.....	25	25	1,954	20	711	904	18	3	18	18	28,650
Seventh-day Adventist Denomination.....	35	35	1,259	35	414	845	23	7	23	23	32,575
Assemblies of God, General Council.....	6	6	285	6	122	163	5	1	5	5	1,750
Baptist bodies:											
Baptists—											
Southern Baptist Convention.....	686	683	57,732	497	17,963	25,944	597	63	606	600	1,753,561
National Baptist Convention.....	1,039	1,038	69,865	1,038	26,131	43,734	973	8	984	970	1,246,662
Free Will Baptists.....	26	26	1,424	26	698	826	21	2	21	24	10,879
Primitive Baptists.....	60	60	1,898	60	795	1,103	55		55	47	32,525
Colored Primitive Baptists.....	32	32	3,510	32	862	2,648	31	1	38	27	46,915
Two-Seed-in-the-Spirit Predestinarian Baptists.....	3	3	19	3	5	14	3		3	3	650
Brethren, German Baptist (Dunkers):											
Church of the Brethren (Conservative Dunkers).....	5	5	118	5	58	60	6		5	5	6,150
Brethren, Plymouth:											
Brethren, Plymouth, I.....	5	5	83	5	39	44	2	3	2	2	5,600
Brethren, Plymouth, V.....	2	2	31	2	14	17		2			
Brethren, Plymouth, W.....	3	3	34	3	14	20		2			
Christadelphians.....	74	74	2,865	74	1,234	1,631	60	14	60	62	63,659
Churches of Christ.....	44	44	1,294	44	468	826	26	9	26	27	16,790
Churches of God, General Assembly.....											
Churches of the Living God:											
Church of the Living God, Christian Workers for Fellowship.....	5	6	280	5	86	194	2	3	2	2	1,700

GENERAL TABLES.

161

EACH STATE, BY DENOMINATIONS: 1916—Continued.

DENOMINATION.	Total number of organizations.	DEBT ON CHURCH PROPERTY.		PARSONAGES.		EXPENDITURES FOR YEAR.		SUNDAY SCHOOLS CONDUCTED BY CHURCH ORGANIZATIONS.			
		Number of organizations reporting.	Amount of debt reported.	Number of organizations reporting.	Value of parsonages reported.	Number of organizations reporting.	Amount reported.	Number of organizations reporting.	Number of Sunday schools reported.	Number of officers and teachers.	Number of scholars.
DELAWARE—Continued.											
Methodist bodies:											
Methodist Episcopal Church.....	209	53	\$103,695	95	\$270,570	207	\$301,092	199	204	3,228	30,425
Methodist Protestant Church.....	40	10	23,505	16	43,600	40	44,186	39	39	522	4,572
African Methodist Episcopal Church.....	46	34	14,427	18	22,050	45	33,244	43	46	366	2,775
African Methodist Episcopal Zion Church.....	5	3	4,100			5	1,668	4	4	15	110
Union American Methodist Episcopal Church.....	8	6	2,117	1	1,000	8	5,763	7	7	44	233
African Union Methodist Protestant Church.....	13	8	4,146	3	4,700	13	11,770	11	11	77	895
Pentecostal Church of the Nazarene.....	2	1	575	1	1,500	2	677	1	1	7	24
Presbyterian bodies:											
Presbyterian Church in the United States of America.....	34	6	55,350	19	88,000	33	110,692	32	35	614	5,815
Protestant Episcopal Church.....	40	7	38,950	21	111,500	39	104,253	29	29	252	2,254
Roman Catholic Church.....	37	8	59,050	15	121,000	21	100,792	24	25	192	4,930
All other denominations.....	21	6	19,850	2	15,000	18	27,633	13	14	114	744

DISTRICT OF COLUMBIA.

All denominations.....	349	181	\$2,090,359	94	\$840,842	332	\$1,993,344	317	338	6,763	75,094
Adventist bodies:											
Seventh-day Adventist Denomination.....	6	1	6,500	1	3,000	3	22,613	6	6	110	803
Baptist bodies:											
Baptists—											
Northern Baptist Convention.....	17	10	109,082	2	8,000	17	130,498	17	17	712	8,320
Southern Baptist Convention.....	5	2	22,000			5	33,489	5	6	146	2,866
National Baptist Convention.....	60	41	259,739	3	16,500	58	121,226	60	60	696	7,668
Primitive Baptists.....	2	1	225			2	614				
Christadelphians.....	2					2	700	2	2	9	31
Congregational Churches.....	6	4	44,600	1	4,000	6	44,510	6	6	176	1,682
Disciples of Christ.....	8	5	46,250			7	29,696	8	8	235	2,714
Independent churches.....	2					2	1,763				
Jewish congregations.....	10	4	59,000			7	29,885	2	2	14	535
Lutheran bodies:											
General Synod of the Evangelical Lutheran Church in the United States of America.....	11	8	48,200	3	40,000	11	60,407	11	11	260	2,733
Evangelical Lutheran Synodical Conference of America.....	2	1	6,500	2	13,000	2	5,513	2	2	35	283
Evangelical Lutheran Joint Synod of Ohio and Other States.....	2	1	8,000			2	6,607	2	2	26	257
Methodist bodies:											
Methodist Episcopal Church.....	40	22	211,166	24	145,900	40	273,972	40	41	1,043	12,938
Methodist Protestant Church.....	6	6	31,500	3	22,000	6	22,105	6	6	176	1,733
Methodist Episcopal Church, South.....	7	5	29,900	2	9,500	7	55,013	7	7	183	2,485
African Methodist Episcopal Church.....	9	6	25,737	4	7,400	9	19,089	9	9	105	1,101
African Methodist Episcopal Zion Church.....	7	6	74,400	2	6,500	7	27,949	7	7	93	936
Colored Methodist Protestant Church.....	4	1	101	1	1,000	4	2,026	3	3	16	106
African Union Methodist Protestant Church.....	2					2	1,900	2	2	10	100
Colored Methodist Episcopal Church.....	4	3	18,000			4	8,450	4	4	43	445
Pentecostal Church of the Nazarene.....	2					2	817	1	1	6	45
Presbyterian bodies:											
Presbyterian Church in the United States of America.....	21	6	29,440	5	37,500	21	174,830	21	24	712	6,028
Presbyterian Church in the United States.....	2	1	25,000	1	9,500	2	23,356	2	2	42	376
Protestant Episcopal Church.....	51	23	508,086	16	200,542	49	519,928	42	52	823	7,616
Reformed bodies:											
Reformed Church in the United States.....	2	1	6,000	1	7,500	2	8,342	2	3	58	566
Roman Catholic Church.....	29	15	441,133	21	296,000	27	302,782	29	34	825	9,999
Salvation Army.....	2					2	6,866	2	2	14	115
Spiritualists:											
Spiritualists (National Spiritualists' Association).....	2					2	1,440	1	1	1	52
All other denominations.....	26	8	79,800	2	13,000	22	56,958	18	18	194	2,541

FLORIDA.

All denominations.....	4,395	740	\$811,694	747	\$1,646,156	3,915	\$2,521,309	3,511	3,605	23,685	205,980
Adventist bodies:											
Advent Christian Church.....	25	2	1,400	4	9,300	18	9,223	14	14	93	673
Seventh-day Adventist Denomination.....	35	3	335			28	22,751	32	34	264	1,264
Assemblies of God, General Council.....	6	1	65			6	675	1	1	7	128
Baptist bodies:											
Baptists—											
Southern Baptist Convention.....	686	67	107,446	54	188,614	643	372,322	488	505	4,057	37,895
National Baptist Convention.....	1,039	176	79,964	51	80,475	998	319,771	1,003	1,004	4,326	38,754
Free Will Baptists.....	26	4	500			21	3,270	10	10	54	423
Primitive Baptists.....	30	1	2,197			21	5,163				
Colored Primitive Baptists.....	32	9	2,737	11	12,940	27	8,966	25	26	133	1,284
Two-Seed-in-the-Spirit Predestinarian Baptists.....	3					3	28				
Brethren, German Baptist (Dunkers):											
Church of the Brethren (Conservative Dunkers).....	5	3	460			4	465	5	6	44	245
Brethren, Plymouth:											
Brethren, Plymouth, I.....	5	1	1,400			4	485	2	2	10	171
Brethren, Plymouth, V.....	2					2	340	1	2	2	22
Brethren, Plymouth, W.....	3					3	200	1	1	1	3
Christadelphians.....	74	6	1,730			34	6,788	50	52	192	1,843
Churches of Christ.....	44	5	1,368	2	1,500	32	7,065	22	22	114	787
Churches of God, General Assembly.....											
Churches of the Living God:											
Church of the Living God, Christian Workers for Fellowship.....	5	1	400			2	700	5	5	10	84

RELIGIOUS BODIES.

TABLE 62.—STATISTICS OF RELIGIOUS BODIES IN

DENOMINATION.	Total number of organizations.	MEMBERS.				PLACES OF WORSHIP.			VALUE OF CHURCH PROPERTY.	
		Number of organizations reporting.	Total number reported.	Sex.		Number of organizations reporting—		Number of church edifices reported.	Number of organizations reporting.	Value reported.
				Number of organizations reporting.	Male.	Female.	Church edifices.			

FLORIDA—Continued.

Churches of the New Jerusalem:											
General Convention of the New Jerusalem in the United States of America.....	2	2	23	2	9	14		1			
Congregational Churches.....	50	50	2,878	50	1,131	1,747	45	3	46	46	\$378,780
Disciples of Christ.....	41	41	3,790	29	1,103	1,847	28	3	28	25	304,800
Eastern Orthodox Churches:											
Greek Orthodox Church (Hellenic).....	2	2	1,700	2	1,480	220	2		2	2	18,000
German Evangelical Synod of North America.....	3	3	96	3	58	38	2		2	2	3,500
Independent churches.....	8	8	479	8	285	194	6	1	6	6	10,130
Jewish congregations.....	6	6	746	5	317	229	4	2	4	4	55,500
Latter Day Saints:											
Church of Jesus Christ of Latter Day Saints.....	8	8	2,608	8	1,238	1,370	4	4	5	4	7,348
Reorganized Church of Jesus Christ of Latter Day Saints.....	4	4	297	4	128	169	3		3	3	1,100
Lutheran bodies:											
United Synod of the Evangelical Lutheran Church in the South.....	4	4	555	4	271	284	4		4	4	48,300
General Council of the Evangelical Lutheran Church in North America.....	4	4	137	4	67	70	4		4	4	11,750
Evangelical Lutheran Synodical Conference of America.....	6	6	590	6	257	333	5	1	5	5	37,800
Methodist bodies:											
Methodist Episcopal Church.....	203	203	12,418	94	2,870	4,644	187	15	187	187	779,409
Methodist Protestant Church.....	3	3	141	3	54	87	3		3	3	2,500
Wesleyan Methodist Connection of America.....	8	8	91	8	36	55	8		8	8	2,450
Methodist Episcopal Church, South.....	590	590	51,505	590	20,430	31,075	492	52	505	491	1,721,210
Congregational Methodist Church.....	9	9	249	9	110	139	9		9	9	3,100
Free Methodist Church of North America.....	2	2	30	2	13	17	2		2	2	2,800
African Methodist Episcopal Church.....	698	698	39,402	698	14,729	24,673	625	31	636	616	871,601
African Methodist Episcopal Zion Church.....	118	118	11,496	113	3,584	7,902	108	4	108	108	216,573
Colored Methodist Episcopal Church.....	65	65	2,832	65	1,122	1,710	61		61	65	88,440
Pentecostal Church of the Nazarene.....	4	4	116	3	36	55	3		3	3	3,400
Pentecostal Holiness Church.....	14	14	449	8	90	183	11	1	11	11	3,875
Presbyterian bodies:											
Presbyterian Church in the United States of America.....	36	36	2,471	36	954	1,517	35	1	36	36	529,800
Cumberland Presbyterian Church.....	2	2	124	2	45	79	2		2	2	17,000
Presbyterian Church in the United States.....	111	111	10,170	97	3,790	5,909	96	4	101	95	652,305
Associate Reformed Presbyterian Church.....	5	5	356	3	145	157	5		5	4	15,000
Protestant Episcopal Church.....	152	151	10,399	105	2,887	4,901	137	6	138	135	1,174,624
Roman Catholic Church.....	153	153	24,650	145	11,552	12,627	78	6	81	78	817,170
Salvation Army.....	7	7	261	7	126	135	4		4	4	41,635
Spiritualists:											
Spiritualists (National Spiritualists' Association).....	3	3	139	3	70	69		2			
Unitarians.....	6	6	184	6	100	84	4	2	4	4	40,300
United Brethren bodies:											
Church of the United Brethren in Christ.....	8	8	317	8	129	188	6	1	6	5	31,700
Universalists.....	5	5	152	5	62	90	4	1	4	4	16,000
All other denominations.....	10	10	354	9	208	138	3	7	3	4	11,000

GEORGIA.

All denominations.....	10,722	10,712	1,234,132	9,839	456,358	678,812	10,000	234	10,071	9,959	\$28,139,165
Adventist bodies:											
Advent Christian Church.....	22	22	1,429	22	555	874	19		19	19	28,625
Seventh-day Adventist Denomination.....	21	21	710	21	197	513	11	7	11	11	18,600
Baptist bodies:											
Baptists—											
Southern Baptist Convention.....	2,408	2,408	305,055	2,147	113,239	155,966	2,234	47	2,251	2,227	6,582,197
National Baptist Convention.....	2,778	2,774	400,214	2,769	151,112	248,437	2,718	30	2,736	2,726	4,503,083
Free Will Baptists.....	95	95	6,152	95	2,482	3,670	32	1	32	34	63,079
Colored Free Will Baptists.....	35	35	1,592	35	646	946	35	2	33	34	21,375
Primitive Baptists.....	420	420	15,871	406	6,032	9,199	357	3	357	333	361,540
Colored Primitive Baptists.....	106	106	2,924	106	1,236	1,688	52		52	24	11,020
Two-Seed-in-the-Spirit Predestinarian Baptists.....	4	4	34	1	2	7			1	1	250
Christian Church (American Christian Convention).....	12	12	902	8	271	323	10		10	10	24,000
Church of God and Saints of Christ.....	4	4	174	4	57	117	2		2	1	1,300
Churches of Christ.....	58	58	2,671	58	1,114	1,557	43	15	43	46	46,375
Churches of God, General Assembly.....	27	27	978	27	826	926	18	7	18	18	9,405
Congregational Churches.....	83	83	6,119	83	2,510	3,609	77	1	77	77	453,200
Disciples of Christ.....	144	144	16,885	84	5,016	6,591	108	1	108	98	704,650
Eastern Orthodox Churches:											
Greek Orthodox Church (Hellenic).....	2	2	1,330	2	1,080	250	2		2	2	22,000
Independent churches.....	2	2	181	1	9	22	2		2	2	6,700
Jewish congregations.....	16	15	2,880	15	1,485	1,395	13	2	13	13	324,000
Latter Day Saints:											
Church of Jesus Christ of Latter Day Saints.....	6	6	2,615	6	1,251	1,364	4	2	4	5	10,160
Lutheran bodies:											
United Synod of the Evangelical Lutheran Church in the South.....	26	26	3,739	26	1,667	2,072	25		25	25	228,880
Methodist bodies:											
Methodist Episcopal Church.....	348	348	28,749	132	4,051	6,754	335	13	336	335	696,622
Methodist Protestant Church.....	50	50	2,884	50	1,251	1,633	46	4	46	46	59,145
Wesleyan Methodist Connection of America.....	39	39	1,005	32	360	573	31	2	31	31	18,300
Methodist Episcopal Church, South.....	1,665	1,665	219,755	1,432	79,214	107,603	1,607	17	1,617	1,612	5,913,257
Congregational Methodist Church.....	37	37	2,385	37	995	1,390	37		37	37	32,925
Free Methodist Church of North America.....	9	9	212	8	66	137	4	2	4	4	7,300
New Congregational Methodist Church.....	24	24	1,256	19	349	548	18		18	18	14,450
African Methodist Episcopal Church.....	1,146	1,144	89,295	1,143	34,526	54,759	1,091	34	1,103	1,097	1,518,872
African Methodist Episcopal Zion Church.....	99	99	5,523	99	2,078	3,447	85	14	85	85	152,475
Colored Methodist Episcopal Church.....	456	456	49,976	456	19,131	30,845	445	5	445	451	1,144,210
Reformed Methodist Union Episcopal Church.....	2	2	80	2	33	47	2		2	2	2,500

GENERAL TABLES.

EACH STATE, BY DENOMINATIONS: 1916—Continued.

DENOMINATION.	Total number of organizations.	DEBT ON CHURCH PROPERTY.		PARSONAGES.		EXPENDITURES FOR YEAR.		SUNDAY SCHOOLS CONDUCTED BY CHURCH ORGANIZATIONS.			
		Number of organizations reporting.	Amount of debt reported.	Number of organizations reporting.	Value of parsonages reported.	Number of organizations reporting.	Amount reported.	Number of organizations reporting.	Number of Sunday schools reported.	Number of officers and teachers.	Number of scholars.
FLORIDA—Continued.											
Churches of the New Jerusalem:											
General Convention of the New Jerusalem in the United States of America	2					2	\$210				
Congregational Churches	50	11	\$12,040	18	\$58,786	43	46,797	38	38	338	2,731
Disciples of Christ	41	13	30,685	7	15,250	30	52,863	39	39	350	3,371
Eastern Orthodox Churches:											
Greek Orthodox Church (Hellenic)	2			1	1,000	2	3,760				
German Evangelical Synod of North America	3	2	1,625	1	300	7	1,572	2	2	6	36
Independent churches	8	3	222			7	1,263	7	7	42	301
Jewish congregations	6	2	16,000			5	11,620	3	3	18	192
Latter Day Saints:											
Church of Jesus Christ of Latter Day Saints	8					5	525	8	9	47	280
Reorganized Church of Jesus Christ of Latter Day Saints	4					2	300	4	4	37	134
Lutheran bodies:											
United Synod of the Evangelical Lutheran Church in the South	4	3	3,900	3	4,900	4	5,570	4	4	40	271
General Council of the Evangelical Lutheran Church in North America	4	2	2,875	1	2,000	3	2,441	3	3	12	46
Evangelical Lutheran Synodical Conference of America	6	2	14,400	3	7,600	6	3,872	4	4	22	201
Methodist bodies:											
Methodist Episcopal Church	203	44	46,279	64	159,507	196	135,385	177	184	1,408	11,683
Methodist Protestant Church	3					3	367	1	1	6	50
Wesleyan Methodist Connection of America	8			1	200	3	380	3	3	13	69
Methodist Episcopal Church, South	590	64	129,112	155	395,600	508	507,807	475	493	4,232	44,558
Congregational Methodist Church	9					5	160	6	6	20	162
Free Methodist Church of North America	2			1	1,200	2	650	2	2	12	47
African Methodist Episcopal Church	698	181	68,305	167	139,335	679	277,145	590	612	4,285	26,318
African Methodist Episcopal Zion Church	113	24	20,734	37	23,920	108	50,195	106	107	770	6,132
Colored Methodist Episcopal Church	65	33	6,829	13	11,750	65	30,261	57	57	311	2,087
Pentecostal Church of the Nazarene	4	1	250	1	1,650	3	1,869	4	4	34	166
Pentecostal Holiness Church	14	2	108	3	575	10	2,867	11	11	56	410
Presbyterian bodies:											
Presbyterian Church in the United States of America	36	18	20,670	23	113,900	36	52,354	36	37	355	2,951
Cumberland Presbyterian Church	2					2	1,630	2	2	17	125
Presbyterian Church in the United States	111	18	37,950	37	134,400	98	209,962	86	98	951	10,142
Associate Reformed Presbyterian Church	5	1	25,894	5	3,000	5	7,843	5	5	45	548
Protestant Episcopal Church	152	12	25,894	24	187,604	136	190,423	95	98	504	5,372
Roman Catholic Church	153	19	163,906	59	84,350	66	110,202	62	65	207	2,889
Salvation Army	7	2	6,500			7	22,558	7	8	38	339
Spiritualists:											
Spiritualists (National Spiritualists' Association)	3					2	362				
Unitarians	6					3	3,372	2	2	8	38
United Brethren bodies:											
Church of the United Brethren in Christ	8	2	1,100	2	2,200	8	17,833	8	8	76	521
Universalists	5	1	28	1	300	4	2,986	2	2	8	44
All other denominations	10	1	2,400	2	4,000	8	5,613	3	3	20	165

GEORGIA.

All denominations	10,722	1,636	\$1,230,968	1,222	\$2,609,924	9,812	\$5,870,577	8,428	8,619	60,229	613,947
Adventist bodies:											
Advent Christian Church	22	5	689			20	2,631	12	12	60	583
Seventh-day Adventist Denomination	21	3	1,025			19	14,807	19	23	141	756
Baptist bodies:											
Baptists—											
Southern Baptist Convention	2,408	138	194,698	114	381,375	2,219	1,317,049	1,791	1,852	15,575	162,054
National Baptist Convention	2,778	512	258,750	32	46,100	2,710	950,606	2,430	2,444	10,731	130,290
Free Will Baptists	95	11	1,794	3	500	84	9,453	37	38	232	1,801
Colored Free Will Baptists	35	4	96			33	4,841	16	16	64	557
Primitive Baptists	420	8	2,959			208	25,677				
Colored Primitive Baptists	106	5	73			18	1,000				
Two-Seed-in-the-Spirit Predestinarian Baptists	4					1	5				
Christian Church (American Christian Convention)	12	1	200	1	1,500	8	4,059	10	10	73	798
Church of God and Saints of Christ	4	1	700			4	1,100	1	1	4	83
Churches of Christ	58	4	850			31	9,757	35	36	151	1,763
Churches of God, General Assembly	27	4	1,189	1	500	22	8,556	22	22	97	907
Congregational Churches	83	16	22,844	7	14,850	67	40,130	68	70	455	4,401
Disciples of Christ	144	19	60,604	11	37,050	88	85,545	116	119	878	8,946
Eastern Orthodox Churches:											
Greek Orthodox Church (Hellenic)	2			1	4,000	2	11,258	2	2	2	87
Independent churches	2					1	400	1	1	4	35
Jewish congregations	16	9	33,250	1	3,000	13	54,348	15	17	120	1,546
Latter Day Saints:											
Church of Jesus Christ of Latter Day Saints	6					6	540	4	4	33	225
Lutheran bodies:											
United Synod of the Evangelical Lutheran Church in the South	26	4	22,525	8	30,500	25	42,018	21	23	310	2,248
Methodist bodies:											
Methodist Episcopal Church	348	90	48,800	97	79,800	337	121,143	322	332	2,355	19,635
Methodist Protestant Church	50	3	970	4	5,400	49	8,654	36	38	240	2,045
Wesleyan Methodist Connection of America	39	2	300	5	3,750	38	6,974	23	23	128	1,104
Methodist Episcopal Church, South	1,665	130	248,650	440	1,030,336	1,594	1,610,207	1,416	1,453	12,942	149,771
Congregational Methodist Church	37	2	74			29	2,845	25	25	151	1,322
Free Methodist Church of North America	9	2	350	2	1,800	7	2,488	8	8	54	472
New Congregational Methodist Church	24	2	78			16	1,372	6	6	29	302
African Methodist Episcopal Church	1,146	431	84,145	242	203,473	1,130	387,596	1,045	1,062	7,364	46,131
African Methodist Episcopal Zion Church	99	29	5,029	9	8,325	93	33,569	81	81	482	3,344
Colored Methodist Episcopal Church	456	132	43,713	77	92,815	456	312,924	450	450	3,497	33,575
Reformed Methodist Union Episcopal Church	2	1	700			2	146	2	2	7	50

RELIGIOUS BODIES.

TABLE 62.—STATISTICS OF RELIGIOUS BODIES IN

DENOMINATION.	Total number of organizations.	MEMBERS.					PLACES OF WORSHIP.			VALUE OF CHURCH PROPERTY.	
		Number of organizations reporting.	Total number reported.	Sex.		Number of organizations reporting—		Number of church edifices reported.	Number of organizations reporting.	Value reported.	
				Number of organizations reporting.	Male.	Female.	Church edifices.				Halls, etc.

GEORGIA—Continued.

Pentecostal Church of the Nazarene.....	12	12	230	8	65	67	10	1	10	9	\$31,537
Pentecostal Holiness Church.....	32	32	847	29	324	458	25	3	25	25	20,790
Presbyterian bodies:											
Presbyterian Church in the United States of America.....	35	35	2,223	29	604	1,000	30	30	30	104,542
Cumberland Presbyterian Church.....	6	6	246	4	81	120	6	6	6	3,050
Presbyterian Church in the United States.....	230	230	25,181	216	9,723	14,006	221	3	238	221	2,138,600
Associate Reformed Presbyterian Church.....	11	11	927	10	356	459	11	11	11	42,600
Protestant Episcopal Church.....	117	115	11,098	88	3,316	5,521	103	105	102	1,488,000
Roman Catholic Church.....	97	97	18,214	94	8,811	9,401	49	4	49	47	1,200,900
Salvation Army.....	8	8	367	8	180	187	2	6	2	2	18,300
United Brethren bodies:											
Church of the United Brethren in Christ.....	4	3	168	3	57	111	3	1	3	3	8,900
Universalists.....	12	12	591	12	275	316	12	12	12	36,000
All other denominations.....	14	14	465	12	201	204	6	7	6	6	67,450

IDAHO.

All denominations.....	1,048	1,047	135,386	892	58,959	66,081	743	127	768	741	\$3,434,634
Adventist bodies:											
Advent Christian Church.....	2	2	139	2	66	73	2	2	2	2,450
Seventh-day Adventist Denomination.....	30	30	1,065	30	403	662	16	9	16	16	25,200
Baptist bodies:											
Baptists—											
Northern Baptist Convention.....	61	61	5,682	58	2,000	3,529	53	4	55	55	224,803
Brethren, German Baptist (Dunkers):											
Church of the Brethren (Conservative Dunkers).....	10	10	743	10	340	403	9	1	11	9	21,950
Churches of Christ.....	9	9	364	9	166	198	5	4	5	5	3,300
Congregational Churches.....	45	45	2,827	45	1,074	1,753	36	8	37	36	161,605
Disciples of Christ.....	45	45	5,065	28	1,557	2,293	36	2	36	29	141,700
Friends:											
Society of Friends (Orthodox).....	4	4	695	4	353	342	3	1	3	3	6,700
German Evangelical Synod of North America.....	8	8	377	8	172	205	3	1	3	3	6,500
Independent churches.....	2	2	124	2	51	73	2	2	2	7,500
International Apostolic Holiness Church.....	5	5	100	5	45	55	1	3	1	1	1,100
Jewish congregations.....	2	2	50	2	23	27	1	1	1	1	7,500
Latter Day Saints:											
Church of Jesus Christ of Latter Day Saints.....	225	225	72,439	225	36,326	36,113	198	24	215	204	1,145,720
Reorganized Church of Jesus Christ of Latter Day Saints.....	10	10	626	10	298	328	5	4	5	5	5,950
Lutheran bodies:											
General Council of the Evangelical Lutheran Church in North America.....	11	11	743	8	326	340	11	11	11	43,650
Evangelical Lutheran Synodical Conference of America.....	12	12	902	9	379	376	7	2	7	7	6,800
Norwegian Lutheran Church of America—											
Synod for the Norwegian Evangelical Lutheran Church of America.....	3	3	79	2	39	28	2	2	2	6,000
United Norwegian Lutheran Church in America.....	10	10	501	10	254	247	9	9	9	19,900
Evangelical Lutheran Joint Synod of Ohio and Other States.....	8	8	450	8	226	224	5	3	5	6	6,600
Evangelical Lutheran Synod of Iowa and Other States.....	3	3	235	3	118	117	3	3	3	11,200
Mennonite bodies:											
Mennonite Church.....	2	2	71	2	35	36	2	2	2	4,700
General Conference of Mennonites of North America.....	3	3	257	3	140	117	2	1	2	2	6,500
Methodist bodies:											
Methodist Episcopal Church.....	121	121	11,373	103	3,920	5,631	108	13	108	108	617,742
Methodist Episcopal Church, South.....	16	16	680	16	325	355	12	4	12	12	25,130
Free Methodist Church of North America.....	16	16	181	13	80	93	6	4	6	6	7,500
African Methodist Episcopal Church.....	2	2	44	2	12	32	2	2	2	1,250
Pentecostal Church of the Nazarene.....	12	12	325	11	132	177	7	2	7	7	5,200
Presbyterian bodies:											
Presbyterian Church in the United States of America.....	82	82	6,943	73	2,604	4,015	69	6	70	65	263,050
United Presbyterian Church of North America.....	5	5	381	5	178	203	5	5	4	29,500
Protestant Episcopal Church.....	73	72	2,404	29	515	1,155	44	1	44	44	234,343
Reformed bodies:											
Reformed Church in the United States.....	3	3	83	2	22	18	2
Roman Catholic Church.....	169	169	17,947	121	6,052	6,307	59	14	61	59	337,000
Salvation Army.....	4	4	180	4	87	93
Scandinavian Evangelical bodies:											
Swedish Evangelical Mission Covenant of America.....	2	2	98	1	30	33	2	2	2	10,500
United Brethren bodies:											
Church of the United Brethren in Christ.....	3	3	125	1	26	45	2	1	2	2	2,650
Church of the United Brethren in Christ (Old Constitution).....	12	12	291	12	146	145	6	6	6	7	4,416
All other denominations.....	18	18	797	16	439	240	10	6	10	10	29,025

ILLINOIS.

All denominations.....	9,343	9,294	2,522,373	7,933	922,139	1,110,748	8,584	338	8,758	8,374	\$103,613,316
Adventist bodies:											
Advent Christian Church.....	14	14	1,023	11	296	486	10	1	10	10	47,100
Seventh-day Adventist Denomination.....	64	64	2,440	64	703	1,737	33	22	33	34	103,990
Churches of God in Christ Jesus.....	10	10	276	10	98	98	7	7	7	6,050
Armenian Church.....	3	3	245	3	245
Assemblies of God, General Council.....	3	3	331	3	160	171	1	1	2	6,300
Bahais.....	2	2	562	1	200	300	2

GENERAL TABLES.

EACH STATE, BY DENOMINATIONS: 1916—Continued.

DENOMINATION.	Total number of organizations.	DEBT ON CHURCH PROPERTY.		PARSONAGES.		EXPENDITURES FOR YEAR.		SUNDAY SCHOOLS CONDUCTED BY CHURCH ORGANIZATIONS.			
		Number of organizations reporting.	Amount of debt reported.	Number of organizations reporting.	Value of parsonages reported.	Number of organizations reporting.	Amount reported.	Number of organizations reporting.	Number of Sunday schools reported.	Number of officers and teachers.	Number of scholars.

GEORGIA—Continued.

Pentecostal Church of the Nazarene.....	12	5	\$3,497			5	\$940	6	6	36	324
Pentecostal Holiness Church.....	32	5	2,790			27	6,604	20	20	116	866
Presbyterian bodies:											
Presbyterian Church in the United States of America.....	35	4	6,755	8	\$13,200	32	14,710	33	35	274	2,787
Cumberland Presbyterian Church.....	6			1	750	5	638	2	2	15	95
Presbyterian Church in the United States.....	230	26	62,882	80	336,080	220	421,459	196	212	2,398	22,381
Associate Reformed Presbyterian Church.....	11	1	400	6	7,400	11	8,002	11	14	115	1,025
Protestant Episcopal Church.....	117	12	40,876	38	163,550	108	216,251	80	86	646	6,277
Roman Catholic Church.....	97	11	66,700	31	138,200	43	95,695	43	46	320	3,964
Salvation Army.....	8	2	10,500			8	24,386	8	10	41	533
United Brethren bodies:											
Church of the United Brethren in Christ.....	4	1	785	1	1,400	3	2,282	4	6	30	373
Universalists.....	12			1	1,300	12	3,326	4	4	25	175
All other denominations.....	14	1	750	1	3,000	8	6,586	7	8	34	336

IDAHO.

All denominations.....	1,048	230	\$269,017	250	\$416,125	840	\$811,725	829	907	9,945	80,623
Adventist bodies:											
Advent Christian Church.....	2			2	2,050	1	100	2	2	13	110
Seventh-day Adventist Denomination.....	30	1	295			25	21,609	29	36	280	1,270
Baptist bodies:											
Baptists—											
Northern Baptist Convention.....	61	26	23,191	25	38,900	58	68,623	58	64	668	5,446
Brethren, German Baptist (Dunkers):											
Church of the Brethren (Conservative Dunkers).....	10	1	250			10	5,251	10	11	129	896
Churches of Christ.....	9					4	781	7	8	22	265
Congregational Churches.....	45	15	12,916	24	27,150	41	32,934	43	47	424	3,607
Disciples of Christ.....	45	11	30,090	7	8,700	30	39,069	41	42	464	4,613
Friends:											
Society of Friends (Orthodox).....	4			2	1,550	4	4,138	4	4	52	357
German Evangelical Synod of North America.....	8	3	1,340			6	2,278	8	8	24	259
Independent churches.....	2	1	500	2	2,500	2	1,925	1	1	11	108
International Apostolic Holiness Church.....	5					4	1,082	5	6	34	134
Jewish congregations.....	2					2	844	1	1	2	8
Latter Day Saints:											
Church of Jesus Christ of Latter Day Saints.....	225	61	50,896	5	6,500	225	168,085	225	249	4,227	31,889
Reorganized Church of Jesus Christ of Latter Day Saints.....	10	1	300			5	1,254	8	9	71	303
Lutheran bodies:											
General Council of the Evangelical Lutheran Church in North America.....	11	3	3,909	4	11,500	9	13,047	7	7	48	342
Evangelical Lutheran Synodical Conference of America.....	12	3	725	6	5,900	8	6,055	3	10	19	158
Norwegian Lutheran Church of America—											
Synod for the Norwegian Evangelical Lutheran Church of America.....	3	1	2,000	1	3,000	2	1,100	2	2	8	52
United Norwegian Lutheran Church in America.....	10	1	500	3	7,000	10	3,595	6	6	28	173
Evangelical Lutheran Joint Synod of Ohio and Other States.....	8	2	250	3	4,000	8	3,735	7	8	11	116
Evangelical Lutheran Synod of Iowa and Other States.....	3	3	4,050			3	3,991	3	4	13	140
Mennonite bodies:											
Mennonite Church.....	2	1	300			2	649	2	2	20	120
General Conference of Mennonites of North America.....	3					2	2,412	3	3	37	399
Methodist bodies:											
Methodist Episcopal Church.....	121	40	83,081	65	95,100	118	192,943	112	122	1,584	14,533
Methodist Episcopal Church, South.....	16	1	400	7	4,600	16	6,779	13	13	98	729
Free Methodist Church of North America.....	16	3	820	3	1,450	11	3,679	9	9	59	349
African Methodist Episcopal Church.....	2	1	200	1	250	2	652	1	1	6	22
Pentecostal Church of the Nazarene.....	12	2	725	2	2,200	11	7,583	12	12	74	543
Presbyterian bodies:											
Presbyterian Church in the United States of America.....	82	21	17,754	36	76,200	78	107,261	79	89	964	8,207
United Presbyterian Church of North America.....	5	3	3,625	3	9,500	5	6,556	5	5	70	491
Protestant Episcopal Church.....	73	5	9,650	22	49,300	42	38,926	41	41	193	1,710
Reformed bodies:											
Reformed Church in the United States.....	3					3	220	3	4	12	133
Roman Catholic Church.....	169	16	17,750	21	49,250	60	43,930	49	50	79	1,760
Salvation Army.....	4					4	4,387	3	3	14	111
Scandinavian Evangelical bodies:											
Swedish Evangelical Mission Covenant of America.....	2			1	2,500	2	2,705	2	2	14	98
United Brethren bodies:											
Church of the United Brethren in Christ.....	3					3	850	3	3	27	135
Church of the United Brethren in Christ (Old Constitution).....	12	1	400	2	1,400	11	4,643	11	11	83	537
All other denominations.....	18	3	3,100	3	5,625	13	8,054	11	12	63	500

ILLINOIS.

All denominations.....	9,343	2,184	\$12,953,904	3,940	\$15,117,239	8,416	\$21,405,351	7,921	8,271	103,857	1,083,048
Adventist bodies:											
Advent Christian Church.....	14	3	8,776	4	13,000	10	11,494	12	12	134	1,102
Seventh-day Adventist Denomination.....	64	10	6,586			54	79,118	58	65	508	2,355
Churches of God in Christ Jesus.....	10	1	100			9	2,075	8	8	40	224
Armenian Church.....	3										
Assemblies of God, General Council.....	3					3	4,820	3	3	16	285
Bahais.....	2					1	400				

TABLE 62.—STATISTICS OF RELIGIOUS BODIES IN

DENOMINATION.	MEMBERS.						PLACES OF WORSHIP.			VALUE OF CHURCH PROPERTY.	
	Total number of organizations.	Number of organizations reporting.	Total number reported.	Sex.		Number of organizations reporting—		Number of church edifices reported.	Number of organizations reporting.	Value reported.	
				Male.	Female.	Church edifices.	Halls, etc.				
ILLINOIS—Continued.											
Baptist bodies:											
Baptists:											
Northern Baptist Convention.....	459	459	84,406	424	30,079	48,830	447	7	470	451	\$5,550,720
Southern Baptist Convention.....	609	604	62,822	475	20,498	30,507	564	8	569	540	1,361,611
National Baptist Convention.....	184	184	23,224	184	9,093	14,131	161	12	161	163	874,623
Seventh Day Baptists.....	4	4	295	4	116	179	3	1	3	3	8,300
Free Baptists.....	13	13	1,243	12	452	691	13	13	13	41,100
Colored Free Will Baptists.....	3	3	241	3	84	157	3	3	3	13,500
General Baptists.....	62	62	4,410	58	1,531	2,532	56	3	56	56	47,205
Separate Baptists.....	5	5	477	5	213	264	5	5	5	5,850
Primitive Baptists.....	53	53	2,621	51	848	1,596	50	2	50	45	51,850
Two-Seed-in-the-Spirit Predestinarian Baptists.....	3	3	68
Brethren, German Baptist (Dunkers):											
Church of the Brethren (Conservative Dunkers).....	55	55	5,029	52	2,200	2,789	54	1	67	54	246,325
Old Order German Baptist Brethren.....	2	2	72	2	27	45	2	2	2	2,000
The Brethren Church (Progressive Dunkers).....	4	4	581	4	208	373	4	4	4	22,600
Brethren, Plymouth:											
Brethren, Plymouth, I.....	8	8	135	8	59	76	1	7	1	1	1,000
Brethren, Plymouth, II.....	9	9	670	9	270	400	2	7	2	2	13,500
Brethren, Plymouth, III.....	2	2	36	2	14	22
Brethren, Plymouth, IV.....	6	6	85	6	35	50
Brethren, Plymouth, V.....	8	8	254	8	108	146
Brethren, River.....	3	3	47	3	20	27	1	1	1	2	1,750
Brethren in Christ.....	2	2	500	2	250	250	2	2	2	33,000
Catholic Apostolic Church.....	10	10	173	10	69	104	1	9	1	1	600
Christian and Missionary Alliance.....	2	2	195	2	64	131	2	2	2	7,800
Christian Church (American Christian Convention).....	107	106	8,391	94	3,281	4,546	104	1	104	103	211,050
Christian Union.....	4	4	155	4	67	88	3	1	3	2	2,500
Church of God and Saints of Christ.....	2	2	225	2	50	175	2	2	2	4,500
Churches of Christ.....	103	103	6,726	103	2,801	3,925	96	5	96	97	155,800
Churches of God in North America, General Eldership of the.....	26	26	1,516	25	554	832	25	1	25	24	75,400
Churches of the Living God:											
Church of the Living God, Christian Workers for Fellowship.....	9	9	318	9	118	200	4	5	4	4	4,700
Churches of the New Jerusalem:											
General Convention of the New Jerusalem in the United States of America.....	11	11	472	10	141	221	8	1	8	8	121,133
General Church of the New Jerusalem.....	3	3	192	3	83	109	2	2	2	26,000
Congregational Churches.....	325	325	57,926	325	21,103	36,823	319	5	333	318	5,599,396
Disciples of Christ.....	690	690	116,639	462	35,693	54,120	559	2	566	470	4,384,203
Eastern Orthodox Churches:											
Bulgarian Orthodox Church.....	2	2	734	2	615	119	2	2	2	2,000
Greek Orthodox Church (Hellenic).....	5	5	15,050	4	7,724	1,326	4	1	4	4	187,814
Russian Orthodox Church.....	6	6	4,090	6	2,725	1,365	6	6	6	58,475
Evangelical Association.....	106	106	9,408	106	3,857	5,551	104	2	106	103	804,000
Evangelical Protestant Church of North America.....	2	2	925	2	440	435	2	2	2	30,800
Evangelistic associations:											
Apostolic Christian Church.....	15	15	2,165	15	747	1,418	15	16	15	124,300
Missionary Church Association.....	2	2	120	2	48	72	2	3	2	10,000
Friends:											
Society of Friends (Orthodox).....	13	13	1,477	13	652	825	13	14	12	57,500
Religious Society of Friends (Hicksite).....	4	4	372	4	188	184	3	1	3	3	9,000
German Evangelical Synod of North America.....	228	227	71,274	174	28,194	30,691	221	3	221	219	2,421,350
Independent churches.....	35	35	5,798	33	2,145	2,923	25	8	25	25	526,300
Jewish congregations.....	117	87	33,377	51	9,715	7,072	37	71	37	24	2,002,500
Latter Day Saints:											
Church of Jesus Christ of Latter Day Saints.....	6	6	1,762	6	810	952	4	2	5	3	58,000
Reorganized Church of Jesus Christ of Latter Day Saints.....	45	45	3,949	45	1,701	2,248	28	11	29	31	57,076
Lutheran bodies:											
General Synod of the Evangelical Lutheran Church in the United States of America.....	125	125	23,678	119	9,983	13,031	122	1	122	123	1,400,925
General Council of the Evangelical Lutheran Church in North America.....	132	132	42,726	118	17,614	21,745	129	1	131	129	2,340,721
Evangelical Lutheran Synodical Conference of America.....	366	366	121,342	328	48,909	54,902	348	9	364	347	4,430,269
Norwegian Lutheran Church of America—											
Hauge's Norwegian Evangelical Lutheran Synod.....	17	17	2,350	13	612	720	16	16	16	138,300
Synod for the Norwegian Evangelical Lutheran Church of America.....	19	19	3,161	16	1,234	1,558	16	18	16	216,900
United Norwegian Lutheran Church in America.....	36	36	6,336	34	2,761	3,264	34	35	34	335,253
Evangelical Lutheran Joint Synod of Ohio and Other States.....	23	23	7,744	21	3,516	4,038	23	26	23	193,000
Lutheran Synod of Buffalo.....	3	3	298	3	3	3	5,800
Evangelical Lutheran Synod of Iowa and Other States.....	80	80	14,038	78	6,615	7,163	76	1	77	76	511,500
Danish Evangelical Lutheran Church in America.....	7	7	1,273	7	607	666	6	6	6	72,800
Finnish Evangelical Lutheran Church of America, or Suomi Synod.....	3	3	381	3	187	194	2	1	2	2	10,000
Lutheran Free Church (Norwegian).....	2	2	90	2	43	47	2	2	2	9,000
United Danish Evangelical Lutheran Church in America.....	7	7	456	6	146	155	6	6	6	37,175
Mennonite bodies:											
Mennonite Church.....	14	14	1,757	14	866	891	13	13	13	60,900
Old Order Amish Mennonite Church.....	6	6	508	6	245	263	6
Defenseless Mennonites.....	2	2	164	2	57	107	2	2	2	11,500
Central Conference of Mennonites.....	14	14	1,894	14	865	1,029	13	13	13	87,000
Conference of Defenseless Mennonites of North America.....	3	3	196	3	79	117	2	2	2	9,000
Methodist bodies:											
Methodist Episcopal Church.....	1,947	1,944	287,931	1,516	96,256	149,224	1,931	15	1,943	1,935	17,373,712
Methodist Protestant Church.....	86	86	4,948	86	1,995	2,953	84	2	84	84	218,400
Wesleyan Methodist Connection of America.....	7	7	248	7	98	150	6	1	6	6	11,600
Primitive Methodist Church in the United States of America.....	2	2	259	2	78	181	2	2	2	19,000
Methodist Episcopal Church, South.....	105	104	7,328	104	2,935	4,393	102	3	102	102	141,500

GENERAL TABLES.

EACH STATE, BY DENOMINATIONS: 1916—Continued.

DENOMINATION.	Total number of organizations.	DEBT ON CHURCH PROPERTY.		PARSONAGES.		EXPENDITURES FOR YEAR.		SUNDAY SCHOOLS CONDUCTED BY CHURCH ORGANIZATIONS.			
		Number of organizations reporting.	Amount of debt reported.	Number of organizations reporting.	Value of parsonages reported.	Number of organizations reporting.	Amount reported.	Number of organizations reporting.	Number of Sunday schools reported.	Number of officers and teachers.	Number of scholars.

ILLINOIS—Continued.

Baptist bodies:														
Baptists—														
Northern Baptist Convention	459	112	\$441,999	176	\$537,875	446	\$1,125,838	435	488	7,323	68,715			
Southern Baptist Convention	609	65	111,286	43	99,700	548	324,304	513	527	4,750	43,995			
National Baptist Convention	184	52	91,065	13	17,050	148	139,166	124	124	1,018	8,191			
Seventh Day Baptists	4			2	2,500	3	2,537	4	4	40	181			
Free Baptists	13	3	6,700	1	1,000	13	3,871	12	12	103	1,045			
Colored Free Will Baptists	3					3	906	3	3	35	157			
General Baptists	62	4	327			68	7,730	47	47	339	2,501			
Separate Baptists	5					5	1,641	5	5	42	229			
Primitive Baptists	53	1	100			31	2,706							
Two-Seed-in-the-Spirit Predestinarian Baptists	3													
Brethren, German Baptist (Dunkers):														
Church of the Brethren (Conservative Dunkers)	55	2	4,305	9	25,200	50	55,905	60	61	701	5,739			
Old Order German Baptist Brethren	2					2	390							
The Brethren Church (Progressive Dunkers)	4			1	3,000	4	4,636	4	4	52	608			
Brethren, Plymouth:														
Brethren, Plymouth, I.	8					4	1,694	2	2	4	46			
Brethren, Plymouth, II.	9	1	1,700			8	7,607	7	7	53	388			
Brethren, Plymouth, III.	2					2	280							
Brethren, Plymouth, IV.	6					4	1,145							
Brethren, Plymouth, V.	8					4	1,766			14	93			
Brethren, River:														
Brethren in Christ	3					2	180	2	2	12	58			
Catholic Apostolic Church	2	2	6,000			2	20,000	2	2	8	70			
Christadelphians	10					3	450	4	4	11	81			
Christian and Missionary Alliance	2	1	400			2	3,994	2	3	30	435			
Christian Church (American Christian Convention)	107	2	4,200	11	16,100	100	46,892	98	99	938	6,794			
Christian Union	4					3	1,355	3	3	22	137			
Church of God and Saints of Christ	2					2	1,000	2	2	15	60			
Churches of Christ	103	5	1,739	1	3,500	34	12,819	40	40	231	2,547			
Churches of God in North America, General Eldership of the	26			21	21,550	25	11,832	25	25	251	1,814			
Churches of the Living God:														
Church of the Living God, Christian Workers for Fellowship	9	2	1,750			4	2,015	5	5	15	107			
Churches of the New Jerusalem:														
General Convention of the New Jerusalem in the United States of America	11			1	1,500	9	7,626	7	7	27	142			
General Church of the New Jerusalem	3	2	8,000	1	5,000	3	6,980	3	4	10	112			
Congregational Churches	325	74	345,933	169	593,936	318	1,067,343	318	330	5,671	50,111			
Disciples of Christ	690	102	402,286	112	287,500	453	890,348	658	670	8,196	90,411			
Eastern Orthodox Churches:														
Bulgarian Orthodox Church	2	1	1,000			2	901							
Greek Orthodox Church (Hellenic)	5	3	38,000			4	17,919	2	2	5	204			
Russian Orthodox Church	6	5	25,018	4	11,600	6	25,056	6	7	7	222			
Evangelical Association	106	14	48,885	62	146,850	105	201,127	105	107	1,630	14,864			
Evangelical Protestant Church of North America	2			2	6,800	2	5,350	2	2	43	450			
Evangelistic associations:														
Apostolic Christian Church	15	1	700	1	2,000	15	16,946	12	12	61	964			
Missionary Church Association	2			1	3,000	1	1,614	1	1	18	222			
Friends:														
Society of Friends (Orthodox)	13	2	850	6	9,800	13	9,120	12	12	130	823			
Religious Society of Friends (Hicksite)	4					4	976	3	3	23	120			
German Evangelical Synod of North America	228	73	251,035	168	566,050	227	502,828	219	230	2,867	27,538			
Independent churches	35	3	30,900	7	147,400	31	134,937	30	30	362	3,425			
Jewish congregations	117	25	25,900	3	1,000	86	362,136	34	38	217	5,021			
Latter Day Saints:														
Church of Jesus Christ of Latter Day Saints	6			1	25,000	6	1,219	6	10	82	804			
Reorganized Church of Jesus Christ of Latter Day Saints	45	8	4,380			37	10,062	43	50	502	2,166			
Lutheran bodies:														
General Synod of the Evangelical Lutheran Church in the United States of America	125	33	152,175	70	218,090	123	334,277	119	122	1,891	18,445			
General Council of the Evangelical Lutheran Church in North America	132	72	362,401	74	373,625	129	543,626	124	132	2,466	22,235			
Evangelical Lutheran Synodical Conference of America	366	198	666,193	277	832,321	355	1,147,584	142	152	1,332	15,953			
Norwegian Lutheran Church of America—														
Hauge's Norwegian Evangelical Lutheran Synod	17	6	29,600	6	23,000	16	43,695	15	16	219	2,548			
Synod for the Norwegian Evangelical Lutheran Church of America	19	7	40,260	7	32,100	18	27,646	15	17	206	2,182			
United Norwegian Lutheran Church in America	36	11	60,258	12	46,500	35	78,140	32	37	322	3,048			
Evangelical Lutheran Joint Synod of Ohio and Other States	23	6	19,100	18	56,100	23	52,801	18	20	115	1,528			
Lutheran Synod of Buffalo	3			3	3,200	3	3,900							
Evangelical Lutheran Synod of Iowa and Other States	80	13	27,376	50	151,000	80	127,215	62	65	387	3,903			
Danish Evangelical Lutheran Church in America	7	3	5,300	6	18,400	7	10,033	4	4	27	275			
Finnish Evangelical Lutheran Church of America, or Suomi Synod	3	1	200	1	3,000	3	2,495	2	2	21	182			
Lutheran Free Church (Norwegian)	2	1	800			2	2,050	2	2	12	55			
United Danish Evangelical Lutheran Church in America	7	4	4,800	1	1,800	7	12,159	7	7	44	287			
Mennonite bodies:														
Mennonite Church	14					14	26,629	14	15	294	3,420			
Old Order Amish Mennonite Church	6					2	117							
Defenseless Mennonites	2	1	600			1	1,089	2	2	30	351			
Central Conference of Mennonites	14					14	20,393	14	14	199	1,860			
Conference of Defenseless Mennonites of North America	3					2	3,844	2	2	42	422			
Methodist bodies:														
Methodist Episcopal Church	1,947	371	1,018,192	1,053	2,889,015	1,930	3,814,826	1,866	1,895	30,775	304,468			
Methodist Protestant Church	86	4	4,350	31	55,400	84	66,617	80	80	766	5,816			
Wesleyan Methodist Connection of America	7	1	1,460	4	7,000	7	4,903	7	7	62	423			
Primitive Methodist Church in the United States of America	2	1	500	2	4,000	2	3,813	2	2	26	364			
Methodist Episcopal Church, South	105	9	2,700	37	40,800	105	44,500	98	100	921	7,151			

RELIGIOUS BODIES.

TABLE 62.—STATISTICS OF RELIGIOUS BODIES IN

DENOMINATION.	Total number of organizations.	MEMBERS.					PLACES OF WORSHIP.			VALUE OF CHURCH PROPERTY.	
		Number of organizations reporting.	Total number reported.	Sex.		Number of organizations reporting—		Number of church edifices reported.	Number of organizations reporting.	Value reported.	
				Male.	Female.	Church edifices.	Halls, etc.				
ILLINOIS—Continued.											
Methodist bodies—Continued.											
Free Methodist Church of North America	137	137	3,690	127	1,196	2,360	126	1	133	130	\$263,850
African Methodist Episcopal Church	101	101	16,280	101	4,962	11,318	98	3	98	99	636,750
African Methodist Episcopal Zion Church	12	12	2,184	12	637	1,547	10	2	10	10	64,100
Colored Methodist Episcopal Church	15	15	1,865	15	761	1,104	14	1	14	14	37,900
New Apostolic Church	4	4	710	4	341	369		3			
Old Roman Catholic Churches in America:											
Catholic Church of North America	5	5	2,250	5	1,010	1,240	5		5	5	52,300
Catholic Church of North America	4	4	6,225	3	2,900	2,725	3	1	3	3	35,500
Pentecostal Church of the Nazarene	27	27	1,756	21	439	717	23	4	24	26	133,730
Polish National Catholic Church of America	2	2	3,377	2	1,834	1,543	2		2	2	80,000
Presbyterian bodies:											
Presbyterian Church in the United States of America	587	586	114,857	526	40,434	60,719	570	5	587	537	9,789,638
Cumberland Presbyterian Church	70	69	3,814	62	1,353	2,186	64	2	64	64	131,775
Colored Cumberland Presbyterian Church	2	2	170	2	80	90	2		2	2	1,750
Welsh Calvinistic Methodist Church	4	4	819	4	391	428	2	1	3	2	43,000
United Presbyterian Church of North America	66	66	9,782	65	3,899	5,720	66		67	66	530,000
Synod of the Reformed Presbyterian Church of North America	5	5	390	4	143	207	4		4	4	49,000
Reformed Presbyterian Church in North America, General Synod	4	4	439	4	195	244	4		4	4	22,000
Protestant Episcopal Church	205	205	40,725	168	11,879	19,946	198	1	206	194	4,180,068
Reformed bodies:											
Reformed Church in America	35	35	7,053	33	2,997	3,615	34		34	34	329,900
Reformed Church in the United States	30	30	2,143	23	799	1,047	27		29	27	179,700
Christian Reformed Church	14	14	3,093	13	1,501	1,553	14		14	14	186,046
Hungarian Reformed Church in America	3	3	285	3	232	53	3		3	3	34,700
Reformed Episcopal Church	5	5	1,501	5	556	945	5		5	5	208,000
Roman Catholic Church	959	955	1,171,381	799	431,649	427,313	896	12	924	826	30,189,660
Salvation Army	50	49	2,725	49	1,265	1,460					
Scandinavian Evangelical bodies:											
Swedish Evangelical Mission Covenant of America	43	43	7,798	39	2,642	4,411	42		42	42	583,043
Swedish Evangelical Free Church	9	9	1,294	9	531	763	9		9	9	130,500
Norwegian-Danish Free Church	4	4	665	4	237	428	4		4	4	62,000
Social Brethren	19	19	950	19	391	559	18	1	18	18	15,000
Spiritualists:											
Spiritualists (National Spiritualists' Association)	24	23	2,031	23	815	1,216	5	11	5	7	42,275
Progressive Spiritual Church	4	4	5,448	4	2,059	3,389	1		1	1	50,000
Theosophical societies:											
Theosophical Society, American Section	14	14	232					14			
Unitarians	17	17	1,593	15	623	855	17		17	17	390,000
United Brethren bodies:											
Church of the United Brethren in Christ	237	237	23,008	211	8,909	12,434	232	2	232	231	802,000
Church of the United Brethren in Christ (Old Constitution)	19	19	941	19	362	579	18	1	18	19	34,875
United Evangelical Church	75	75	6,830	68	2,521	3,889	74		76	74	408,850
Universalists	39	39	5,244	38	1,830	3,014	36	1	36	36	744,200
Volunteers of America	5	5	1,112	5	1,026	86	2		2	2	93,500
All other denominations	14	14	3,090	14	1,667	1,423	8	6	9	9	59,800

INDIANA.

All denominations	6,809	6,794	1,177,341	5,668	417,528	554,822	6,311	192	6,403	6,242	\$46,218,760
Adventist bodies:											
Advent Christian Church	7	7	618	7	272	346	7		7	7	11,600
Seventh-day Adventist Denomination	60	60	1,800	60	573	1,227	42	12	42	43	59,835
Churches of God in Christ Jesus	11	11	663	11	248	415	9	2	9	9	15,100
American Rescue Workers	2	2	65	2	24	41		1			
Baptist bodies:											
Baptists—											
Northern Baptist Convention	494	494	75,374	429	26,207	40,288	487	3	502	486	3,203,181
National Baptist Convention	52	52	10,412	52	3,781	6,631	52		54	52	282,725
General Baptists	78	77	7,497	74	2,882	4,442	73	3	75	73	171,720
Separate Baptists	17	17	1,698	17	722	976	17		17	17	27,165
Regular Baptists	19	19	1,214	13	259	442	11	2	11	10	12,300
Primitive Baptists	95	95	5,432	92	1,966	3,366	85	6	85	82	123,100
Two-Seed-in-the-Spirit Predestinarian Baptists	4	4	58	4	18	40	3		3	3	5,000
Brethren, German Baptist (Dunkers):											
Church of the Brethren (Conservative Dunkers)	124	123	12,558	118	5,219	6,577	117	5	141	118	484,005
Old Order German Baptist Brethren	13	13	659	13	301	358	12	1	12	12	16,800
The Brethren Church (Progressive Dunkers)	41	41	5,879	41	2,393	3,486	39	2	39	40	163,925
Church of God (New Dunkers)	13	13	929	8	261	415	13		13	13	28,000
Brethren, Plymouth:											
Brethren, Plymouth, I.	2	2	25	2	10	15		2			
Brethren, Plymouth, II.	6	6	97	6	39	58		6			
Brethren, Plymouth, IV.	3	3	87	3	37	50		3			
Brethren, River:											
Brethren in Christ	3	3	138	3	60	78	3		3	3	8,500
Christian and Missionary Alliance	6	6	130	6	40	90	4	2	4	6	10,100
Christian Church (American Christian Convention)	197	197	20,253	163	7,037	9,686	195	1	195	194	597,650
Christian Union	13	13	1,366	13	568	798	13		13	13	29,500
Churches of Christ	210	210	16,612	210	6,890	9,532	202	7	202	201	309,400
Churches of God in North America, General Eldership of the	29	29	2,064	29	838	1,226	28	1	28	28	85,600
Churches of the Living God:											
Church of the Living God, Christian Workers for Fellowship	5	4	316	4	67	249	2	3	2	2	5,000

GENERAL TABLES.

EACH STATE, BY DENOMINATIONS: 1916—Continued.

DENOMINATION.	Total number of organizations.	DEBT ON CHURCH PROPERTY.		PARSONAGES.		EXPENDITURES FOR YEAR.		SUNDAY SCHOOLS CONDUCTED BY CHURCH ORGANIZATIONS.			
		Number of organizations reporting.	Amount of debt reported.	Number of organizations reporting.	Value of parsonages reported.	Number of organizations reporting.	Amount reported.	Number of organizations reporting.	Number of Sunday schools reported.	Number of officers and teachers.	Number of scholars.

ILLINOIS—Continued.

Methodist bodies—Continued.											
Free Methodist Church of North America	137	7	\$6,145	71	\$115,000	123	\$79,239	105	112	938	6,875
African Methodist Episcopal Church	101	65	87,036	50	87,050	100	133,530	98	99	956	6,773
African Methodist Episcopal Zion Church	12	8	14,582	5	6,000	11	17,892	10	10	83	756
Colored Methodist Episcopal Church	15	6	6,420	6	4,700	15	15,592	15	15	112	836
New Apostolic Church	4					2	503	3	3	4	115
Old Catholic Churches in America:											
Old Roman Catholic Church	5	5	29,500	2	4,200	5	4,850	5	5	22	746
Catholic Church of North America	4	3	17,500			4	16,000	1	3	5	1,041
Pentecostal Church of the Nazarene	27	13	12,516	2	3,000	24	26,002	27	29	306	2,041
Polish National Catholic Church of America	2	2	18,000	1	13,000	2	9,445	1	1	3	123
Presbyterian bodies:											
Presbyterian Church in the United States of America	587	111	250,213	346	1,246,685	563	2,105,071	556	587	10,087	101,256
Cumberland Presbyterian Church	70	5	2,560	6	9,500	53	17,113	52	53	472	3,404
Colored Cumberland Presbyterian Church	2					2	310	2	2	12	85
Welsh Calvinistic Methodist Church	4					4	10,671	4	4	43	345
United Presbyterian Church of North America	66	11	13,250	52	167,050	66	174,119	66	68	993	9,369
Synod of the Reformed Presbyterian Church of North America	5			2	8,000	5	7,402	5	5	57	528
Reformed Presbyterian Church in North America, General Synod	4	1	1,500	2	4,000	4	4,554	4	4	49	301
Protestant Episcopal Church	205	63	319,402	80	611,388	192	883,769	176	182	1,899	14,940
Reformed bodies:											
Reformed Church in America	35	16	40,600	28	107,000	35	128,821	33	35	600	5,828
Reformed Church in the United States	30	7	33,700	14	28,400	25	25,820	24	24	240	2,006
Christian Reformed Church	14	11	46,000	14	63,483	14	59,546	12	16	128	2,091
Hungarian Reformed Church in America	3	3	20,861	1	1,000	2	7,197	2	2	8	132
Reformed Episcopal Church	5	2	6,000	2	29,000	5	41,100	5	6	126	1,198
Roman Catholic Church	959	441	7,436,869	611	4,894,463	765	5,310,525	664	736	3,564	124,432
Salvation Army	50					49	95,940	47	47	311	2,652
Scandinavian Evangelical bodies:											
Swedish Evangelical Mission Covenant of America	43	16	53,457	13	58,050	41	155,823	43	44	899	10,110
Swedish Evangelical Free Church	9	6	25,000	1	1,050	8	25,366	8	8	152	2,294
Norwegian-Danish Free Church	4	4	14,550	1	5,000	4	16,940	4	4	56	620
Social Brethren	19					10	817	8	8	57	421
Spiritualists:											
Spiritualists (National Spiritualists' Association)	24	2	7,200			20	8,995	4	4	28	337
Progressive Spiritual Church	4					4	18,154	1	1	14	50
Theosophical societies:											
Theosophical Society, American Section	14					14	32,723	11	11	61	331
Unitarians											
Unitarians	17	2	1,030	5	24,500	14	32,723	11	11	61	331
United Brethren bodies:											
Church of the United Brethren in Christ	237	28	75,048	86	145,858	232	221,081	231	233	2,895	25,645
Church of the United Brethren in Christ (Old Constitution)	19	1	400	8	11,600	19	11,192	17	17	165	1,173
United Evangelical Church	75	10	29,301	45	101,950	71	107,341	72	80	1,307	10,691
Universalists	39	10	45,729	12	54,550	36	86,332	32	32	401	2,837
Volunteers of America	5	2	60,000			3	11,282	2	2	16	175
All other denominations	14	2	15,450	3	8,500	13	28,868	9	10	75	910

INDIANA.

All denominations	6,809	1,166	\$4,254,263	2,263	\$5,801,374	6,128	\$9,544,823	5,831	5,979	73,633	735,967
Adventist bodies:											
Advent Christian Church	7	3	400	3	4,200	6	3,098	5	5	48	330
Seventh-day Adventist Denomination	60	6	3,810			47	38,410	49	50	379	1,561
Churches of God in Christ Jesus	11	1	250			11	2,111	9	9	67	395
American Rescue Workers	2					1	440	2	2	10	80
Baptist bodies:											
Baptists—											
Northern Baptist Convention	494	82	278,327	75	203,152	483	624,053	462	484	6,198	55,328
National Baptist Convention	52	18	33,700	12	22,300	52	53,554	43	43	360	3,031
General Baptists	78	11	12,875	5	10,300	76	28,434	63	63	573	5,066
Separate Baptists	17	1	75			17	6,322	13	13	120	753
Regular Baptists	19	1	8			8	1,041	7	7	42	295
Primitive Baptists	95	2	850			63	5,621				
Two-Seed-in-the-Spirit Predestinarian Baptists	4										
Brethren, German Baptist (Dunkers):											
Church of the Brethren (Conservative Dunkers)	124	10	6,920	2	7,000	114	71,296	114	134	1,469	13,270
Old Order German Baptist Brethren	13					8	1,882				
The Brethren Church (Progressive Dunkers)	41	9	4,264	2	2,500	41	40,283	41	42	573	5,476
Church of God (New Dunkers)	13					11	5,243	12	12	115	799
Brethren, Plymouth:											
Brethren, Plymouth, I.	2					1	239	2	2	3	26
Brethren, Plymouth, II.	6					4	516	2	2	8	80
Brethren, Plymouth, IV	3					2	1,871	1	1	3	72
Brethren, River:											
Brethren in Christ	3					3	765	3	3	32	235
Christian and Missionary Alliance	6	6	3,050			3	2,970	6	6	28	275
Christian Church (American Christian Convention)	197	6	3,950	18	34,450	190	122,767	187	187	2,137	16,067
Christian Union	13			1	1,500	12	4,149	10	10	100	809
Churches of Christ	210	11	10,840	1	1,000	79	26,855	68	68	347	4,017
Churches of God in North America, General Eldership of the	29	2	825	5	11,500	28	15,602	26	26	346	2,340
Churches of the Living God:											
Church of the Living God, Christian Workers for Fellowship	5	1	400			2	1,200	4	4	8	107

RELIGIOUS BODIES.

TABLE 62.—STATISTICS OF RELIGIOUS BODIES IN

DENOMINATION.	Total number of organizations.	MEMBERS.					PLACES OF WORSHIP.			VALUE OF CHURCH PROPERTY.	
		Number of organizations reporting.	Total number reported.	Sex.		Number of organizations reporting—		Number of church edifices reported.	Number of organizations reporting.	Value reported.	
				Number of organizations reporting.	Male.	Female.	Church edifices.				Halls, etc.
INDIANA—Continued.											
Churches of the New Jerusalem:											
General Convention of the New Jerusalem in the United States of America.....	2	2	72	2	22	50	1	1	1	\$7,000	
Congregational Churches.....	39	39	5,768	39	2,148	3,620	39	39	39	586,200	
Disciples of Christ.....	766	765	137,727	517	43,187	61,957	575	6	577	4,472,331	
Eastern Orthodox Churches:											
Greek Orthodox Church (Hellenic).....	3	3	2,530	3	2,340	190	1	2	1	2	
Serbian Orthodox Church.....	2	2	2,232	2	1,566	666	2	2	2	15,000	
Evangelical Association.....	111	111	10,876	111	4,254	6,622	110	1	111	666,300	
Evangelical Protestant Church of North America.....	2	2	421	2	210	211	2	2	2	40,350	
Evangelistic associations:											
Apostolic Christian Church.....	8	8	628	8	260	368	7	7	7	35,000	
Christian Congregation.....	7	7	645	6	225	327	5	2	5	11,500	
Church of God as Organized by Christ.....	6	6	98	6	39	59	2	2	2	1,100	
Missionary Church Association.....	5	5	517	5	213	304	4	1	4	34,000	
Pentecost Bands of the World.....	8	8	158	8	67	91	8	8	8	14,800	
Friends:											
Society of Friends (Orthodox).....	186	183	26,658	160	10,556	12,424	163	165	161	617,350	
Religious Society of Friends (Hicksite).....	6	6	829	6	393	436	6	6	6	29,200	
Orthodox Conservative Friends (Wilburite).....	6	6	232	6	99	133	6	6	6	8,200	
German Evangelical Synod of North America.....	94	94	25,403	84	10,777	12,416	91	93	90	913,950	
Holiness Church.....	2	2	62	2	21	41	1	1	1	1,000	
Independent churches.....	10	10	861	8	300	425	8	2	8	15,600	
International Apostolic Holiness Church.....	21	21	539	21	193	346	13	6	13	13,320	
Jewish congregations.....	29	27	5,461	25	3,001	2,240	21	5	21	399,500	
Latter Day Saints:											
Church of Jesus Christ of Latter Day Saints.....	4	4	667	4	281	386	3	1	3	3,340	
Reorganized Church of Jesus Christ of Latter Day Saints.....	8	8	671	8	287	384	8	8	8	8,950	
Lutheran bodies:											
General Synod of the Evangelical Lutheran Church in the United States of America.....	87	87	10,505	76	4,089	5,718	87	87	87	739,930	
General Council of the Evangelical Lutheran Church in North America.....	52	52	6,209	52	2,906	3,303	51	1	51	451,100	
Evangelical Lutheran Synodical Conference of America.....	123	123	38,309	116	16,704	19,040	121	1	124	1,445,811	
Evangelical Lutheran Joint Synod of Ohio and Other States.....	44	43	9,570	42	4,233	5,037	42	45	42	300,776	
Immanuel Synod of the Evangelical Lutheran Church in North America.....	2	2	1,342	2	651	691	2	2	2	34,500	
Mennonite bodies:											
Mennonite Church.....	18	18	2,903	18	1,330	1,573	17	17	17	68,600	
Conservative Amish Mennonite Church.....	2	2	101	2	61	40	2	2	2	1,600	
Old Order Amish Mennonite Church.....	20	20	1,942	20	931	1,011	20	20	20	6,000	
Old Order Mennonite Church (Wisler).....	4	4	155	4	68	87	4	6	1	7,000	
Defenseless Mennonites.....	3	3	315	3	145	170	3	3	3	25,400	
Mennonite Brethren in Christ.....	9	8	493	8	173	320	8	1	8		
Methodist bodies:											
Methodist Episcopal Church.....	1,636	1,636	261,228	1,231	84,780	130,171	1,619	15	1,626	10,778,005	
Methodist Protestant Church.....	130	130	10,367	130	4,228	6,139	128	2	128	386,500	
Wesleyan Methodist Connection of America.....	96	96	4,511	92	1,638	2,679	90	5	90	180,247	
Methodist Episcopal Church, South.....	2	2	428	2	168	260	2	2	2	12,500	
Free Methodist Church of North America.....	48	47	1,128	45	330	677	43	3	44	76,800	
African Methodist Episcopal Church.....	52	52	4,961	52	1,690	3,271	52	52	52	237,830	
African Methodist Episcopal Zion Church.....	19	19	2,465	19	756	1,709	16	3	16	95,000	
Colored Methodist Episcopal Church.....	3	3	258	3	103	155	2	1	2	4,800	
Moravian bodies:											
Moravian Church (Unitas Fratrum).....	3	3	440	3	170	270	3	4	3	32,800	
New Apostolic Church.....	2	2	123	2	66	57	1	1	1	100	
Nonsectarian Churches of Bible Faith.....	3	3	63	2	22	21	2	2	2	1,600	
Pentecostal Church of the Nazarene.....	24	24	1,141	24	414	727	22	1	22	60,297	
Polish National Catholic Church of America.....	4	4	1,904	4	1,034	870	4	5	4	61,336	
Presbyterian bodies:											
Presbyterian Church in the United States of America.....	351	351	59,209	313	22,044	33,826	334	340	308	4,799,919	
Cumberland Presbyterian Church.....	14	14	1,146	14	557	589	13	15	13	54,500	
United Presbyterian Church of North America.....	24	24	2,844	21	1,013	1,523	24	24	24	423,400	
Synod of the Reformed Presbyterian Church of North America.....	3	3	237	3	97	140	3	4	3	14,000	
Protestant Episcopal Church.....	70	68	8,848	65	3,352	5,073	60	1	60	1,115,800	
Reformed bodies:											
Reformed Church in America.....	3	3	267	3	115	152	3	4	3	4,900	
Reformed Church in the United States.....	62	62	10,642	58	4,474	5,754	60	62	60	497,642	
Christian Reformed Church.....	4	4	719	4	362	357	4	4	4	21,500	
Roman Catholic Church.....	369	369	272,288	262	92,717	93,637	361	5	365	8,454,127	
Salvation Army.....	28	28	963	28	409	554	7	21	7	83,399	
Scandinavian Evangelical bodies:											
Swedish Evangelical Mission Covenant of America.....	5	5	216	5	105	111	5	5	5	13,243	
Spiritualists:											
Spiritualists (National Spiritualists' Association).....	21	21	1,161	19	496	627	7	10	7	24,095	
Theosophical societies:											
Theosophical Society, American Section.....	2	2	32	2	147	229	2	2	2	41,977	
Unitarians.....	2	2	376	2	147	229	2	2	2	41,977	
United Brethren bodies:											
Church of the United Brethren in Christ.....	528	528	59,955	400	19,445	29,336	520	4	525	1,768,779	
Church of the United Brethren in Christ (Old Constitution).....	66	65	3,665	64	1,412	2,169	63	2	66	126,750	
Universalists.....	24	24	1,656	24	587	1,069	24	24	24	115,800	
Volunteers of America.....	3	3	134	3	51	83	1	2	1	3,500	
All other denominations.....	15	15	3,223	15	2,164	1,059	9	3	9	94,800	

GENERAL TABLES.

EACH STATE, BY DENOMINATIONS: 1916—Continued.

DENOMINATION.	Total number of organizations.	DEBT ON CHURCH PROPERTY.		PARSONAGES.		EXPENDITURES FOR YEAR.		SUNDAY SCHOOLS CONDUCTED BY CHURCH ORGANIZATIONS.			
		Number of organizations reporting.	Amount of debt reported.	Number of organizations reporting.	Value of parsonages reported.	Number of organizations reporting.	Amount reported.	Number of organizations reporting.	Number of Sunday schools reported.	Number of officers and teachers.	Number of scholars.
INDIANA—Continued.											
Churches of the New Jerusalem:											
General Convention of the New Jerusalem in the United States of America	2	1	\$466	1	\$3,500	2	\$1,750	2	2	11	57
Congregational Churches:	39	11	47,368	9	28,348	36	90,985	37	38	506	4,956
Disciples of Christ	766	127	474,393	65	208,800	524	868,088	702	704	8,464	99,716
Eastern Orthodox Churches:											
Greek Orthodox Church (Hellenic)	3	2	3,300			2	1,900				
Serbian Orthodox Church	2	1	3,112			2	4,150	1	1	1	89
Evangelical Association	111	21	79,709	51	113,050	108	153,630	108	109	1,601	15,603
Evangelical Protestant Church of North America	2	1	600	1	2,500	2	4,101	2	2	13	139
Evangelistic associations:											
Apostolic Christian Church	8					8	3,322	7	7	35	621
Christian Congregation	7					5	1,650	5	5	53	376
Church of God as Organized by Christ	6										
Missionary Church Association	5	1	700	1	1,500	5	17,902	5	10	119	1,175
Pentecost Bands of the World	8	5	7,900	6	7,000	8	3,445	8	8	58	310
Friends:											
Society of Friends (Orthodox)	186	11	15,265	35	59,000	183	176,274	179	180	2,161	19,608
Religious Society of Friends (Hicksite)	6					6	2,174	5	5	39	295
Orthodox Conservative Friends (Wilburite)	6					6	431	1	1	4	34
German Evangelical Synod of North America	94	24	72,675	69	187,450	93	174,218	87	89	1,204	11,477
Holiness Church	2					2	519	1	1	8	30
Independent churches	10	2	240	1	2,500	10	5,411	7	7	59	430
International Apostolic Holiness Church	21	4	1,840	1	1,200	20	5,407	17	19	126	803
Jewish congregations	29	8	67,000			23	64,016	20	23	106	1,123
Latter Day Saints:											
Church of Jesus Christ of Latter Day Saints	4	1	760			4	428	4	6	62	530
Reorganized Church of Jesus Christ of Latter Day Saints	8	1	600			5	534	7	8	81	321
Lutheran bodies:											
General Synod of the Evangelical Lutheran Church in the United States of America	87	17	75,036	35	88,625	87	154,689	83	83	1,190	9,599
General Council of the Evangelical Lutheran Church in North America	52	10	68,730	22	55,750	52	64,205	47	48	457	3,390
Evangelical Lutheran Synodical Conference of America	123	27	63,867	93	290,200	122	342,218	28	30	198	2,473
Evangelical Lutheran Joint Synod of Ohio and Other States	44	12	30,975	31	79,750	44	68,921	37	39	330	3,544
Immanuel Synod of the Evangelical Lutheran Church in North America	2			2	6,250	2	5,077	2	2	33	273
Mennonite bodies:											
Mennonite Church	18	2	190	2	6,000	18	14,180	18	18	371	3,415
Conservative Amish Mennonite Church	2					2	35	2	2	12	140
Old Order Amish Mennonite Church	20					1	229	2	2	6	93
Old Order Mennonite Church (Wisler)	4										
Defenseless Mennonites	3					3	3,388	3	3	42	456
Mennonite Brethren in Christ	9	1	400	1	2,000	8	3,999	9	9	109	645
Methodist bodies:											
Methodist Episcopal Church	1,636	239	549,819	910	1,617,700	1,606	2,353,954	1,559	1,568	24,551	244,902
Methodist Protestant Church	130	11	13,134	48	76,900	129	94,513	124	125	1,518	10,991
Wesleyan Methodist Connection of America	96	10	11,470	34	31,550	87	74,550	90	90	793	5,764
Wesleyan Methodist Church, South	2	1	1,100	1	2,000	2	2,650	2	3	35	471
Free Methodist Church of North America	48	6	3,732	22	28,100	45	24,995	36	37	313	2,090
African Methodist Episcopal Church	52	26	27,199	35	48,780	51	48,397	49	49	402	2,950
African Methodist Episcopal Zion Church	19	11	10,810	2	6,000	19	20,955	19	19	126	1,048
Colored Methodist Episcopal Church	3					3	2,471	3	3	16	168
Moravian bodies:											
Moravian Church (Unitas Fratrum)	3			2	13,500	3	4,599	2	2	41	303
New Apostolic Church	2					2	239	1	1	25	25
Nonsectarian Churches of Bible Faith	3					1	100	1	1	1	19
Pentecostal Church of the Nazarene	24	17	18,623	1	500	22	27,633	23	23	211	1,471
Poish National Catholic Church of America	4	3	22,000	2	5,664	4	9,083	2	2	3	119
Presbyterian bodies:											
Presbyterian Church in the United States of America	351	80	277,885	150	594,300	334	999,554	327	348	6,110	48,838
Cumberland Presbyterian Church	14	3	14,900	3	5,600	14	11,903	10	11	132	992
United Presbyterian Church of North America	24	5	10,100	16	49,500	23	49,073	23	24	279	2,673
Synod of the Reformed Presbyterian Church of North America	3			1	2,500	3	5,503	3	5	46	334
Protestant Episcopal Church	70	20	58,059	28	160,400	66	165,661	51	53	407	3,414
Reformed bodies:											
Reformed Church in America	3	2	975	2	2,800	3	4,658	3	3	20	202
Reformed Church in the United States	62	11	29,975	36	116,050	61	104,613	57	57	913	9,225
Christian Reformed Church	4	2	3,200	4	13,100	4	11,366	1	1	16	165
Roman Catholic Church	366	165	1,639,470	259	1,272,385	329	1,659,255	274	310	1,006	39,209
Salvation Army	28	5	29,900			28	44,896	27	27	157	1,518
Scandinavian Evangelical bodies:											
Swedish Evangelical Mission Covenant of America	5	1	350			5	3,839	5	5	38	219
Spiritualists:											
Spiritualists (National Spiritualists' Association)	21	2	4,900			17	10,575	1	1	8	60
Theosophical societies:											
Theosophical Society, American Section	2										
Unitarians	2	2	8,224			2	11,656	2	2	18	141
United Brethren bodies:											
Church of the United Brethren in Christ	528	66	122,878	140	272,350	511	412,901	491	495	6,220	60,268
Church of the United Brethren in Christ (Old Constitution)	66	2	550	11	15,600	66	36,823	57	57	593	3,779
Universalists	24	3	8,900	3	16,500	19	19,686	15	15	136	912
Volunteers of America	3	1	1,500			3	10,073	2	2	14	75
All other denominations	15	3	8,850	3	8,270	11	22,651	6	6	83	1,489

TABLE 62.—STATISTICS OF RELIGIOUS BODIES IN

DENOMINATION.	Total number of organizations reporting.	MEMBERS.					PLACES OF WORSHIP.			VALUE OF CHURCH PROPERTY.	
		Number of organizations reporting.	Total number reported.	Sex.		Number of organizations reporting—		Number of church edifices reported.	Number of organizations reporting.	Value reported.	
				Number of organizations reporting.	Male.	Female.	Church edifices.				Halls, etc.
IOWA.											
All denominations.....	5,736	5,732	937,334	5,115	366,778	473,507	5,376	171	5,491	5,314	\$43,534,798
Adventist bodies:											
Advent Christian Church.....	10	10	502	9	154	283	9	1	9	9	13,600
Seventh-day Adventist Denomination.....	97	97	2,851	97	878	1,973	62	19	63	62	119,376
Church of God (Adventist).....	2	2	50	2	18	32	1	1	1	1	1,000
Churches of God in Christ Jesus.....	9	9	208	9	81	127	5	3	5	5	7,900
Assemblies of God, General Council.....	4	4	182	4	75	107	3	1	4	3	6,000
Baptist bodies:											
Baptists—											
Northern Baptist Convention.....	357	357	44,939	347	16,152	26,435	349	3	364	349	2,575,253
National Baptist Convention.....	34	34	2,520	30	997	1,465	29	4	29	29	106,875
Seventh Day Baptists.....	2	2	170	2	77	93	2		2	2	5,000
Primitive Baptists.....	10	10	344	10	146	198	5		5	5	5,800
Brethren, German Baptist (Dunkers):											
Church of the Brethren (Conservative Dunkers).....	42	42	3,688	42	1,656	2,032	41		49	41	182,875
The Brethren Church (Progressive Dunkers).....	9	9	1,269	9	568	701	8	1	8	8	70,400
Brethren, Plymouth:											
Brethren, Plymouth, I.....	7	7	104	7	39	65		7			
Brethren, Plymouth, II.....	9	9	347	9	149	198	4	5	4	4	7,500
Brethren, Plymouth, IV.....	2	2	57	2	22	35					
Brethren, Plymouth, V.....	9	9	268	9	143	125	1	8	1	1	1,000
Brethren, River:											
Brethren in Christ.....	2	2	31	2	16	15	2		2	2	16,000
Christadelphians.....	2	2	42	2	15	27	1	1	1	1	3,000
Christian Church (American Christian Convention).....	33	33	3,501	29	1,237	1,576	30	1	30	30	67,000
Christian Union.....	14	14	1,048	11	443	542	11	1	12	11	36,200
Churches of Christ.....	30	30	1,534	30	617	917	26	4	26	26	41,000
Churches of God in North America, General Eldership of the.....	20	20	907	19	308	474	19	1	19	19	45,700
Churches of the New Jerusalem:											
General Convention of the New Jerusalem in the United States of America.....	2	2	49	2	21	28	1		1	1	1,200
Communitistic societies:											
Amara Society.....	7	7	1,534	7	715	819	7		22	7	16,300
Congregational Churches.....	277	277	39,524	276	14,518	24,964	270	3	280	272	2,942,450
Disciples of Christ.....	384	384	73,237	291	24,320	36,828	350		353	294	2,689,475
Evangelical Association.....	85	85	5,847	85	2,571	3,276	82	3	83	82	409,075
Evangelistic associations:											
Apostolic Christian Church.....	5	5	290	5	117	173	5		5	5	13,700
Hephzibah Faith Missionary Association.....	6	6	179	6	80	99	5	1	5	5	14,600
Friends:											
Society of Friends (Orthodox).....	68	68	7,797	52	2,511	3,207	67	1	68	67	280,100
Religious Society of Friends (Hicksite).....	3	3	127	3	70	57	2	1	2	2	2,200
Orthodox Conservative Friends (Wilburite).....	9	9	965	9	468	497	9		9	9	18,600
German Evangelical Synod of North America.....	85	85	13,353	65	5,119	5,180	82	1	84	82	438,280
Independent churches.....	12	12	1,776	12	627	949	10	2	10	11	56,250
Jewish congregations.....	20	18	2,595	17	1,410	1,165	18	1	18	18	168,500
Latter Day Saints:											
Church of Jesus Christ of Latter Day Saints.....	4	4	396	4	167	229	1	3	1		
Reorganized Church of Jesus Christ of Latter Day Saints.....	70	70	9,878	69	3,977	5,812	60	8	60	61	151,025
Lutheran bodies:											
General Synod of the Evangelical Lutheran Church in the United States of America.....	36	36	7,457	33	2,659	3,808	36		36	36	484,950
General Council of the Evangelical Lutheran Church in North America.....	83	83	14,289	79	6,575	7,380	78	1	78	78	664,250
Evangelical Lutheran Synodical Conference of America.....	178	178	27,550	166	12,337	13,111	164	8	167	164	883,325
Norwegian Lutheran Church of America—											
Hauge's Norwegian Evangelical Lutheran Synod.....	33	33	4,197	25	1,480	1,439	27	1	28	28	133,700
Synod for the Norwegian Evangelical Lutheran Church of America.....	57	57	10,263	56	4,953	5,089	55	1	56	55	396,250
United Norwegian Lutheran Church in America.....	114	114	19,331	111	8,877	9,861	114		115	114	719,790
Evangelical Lutheran Joint Synod of Ohio and Other States.....	21	21	3,890	19	1,752	1,828	21		22	21	138,500
Evangelical Lutheran Church in America, Bielsen's Synod.....	5	5	305	5	155	150	2	3	2	2	9,000
Evangelical Lutheran Synod of Iowa and Other States.....	163	163	26,781	159	12,503	13,307	150	5	156	149	855,105
Danish Evangelical Lutheran Church in America.....	14	14	3,985	14	1,466	1,619	13		13	13	49,400
Lutheran Free Church (Norwegian).....	5	5	120	5	53	67	3	2	3	3	7,200
United Danish Evangelical Lutheran Church in America.....	33	33	3,844	32	1,843	1,927	30		32	30	106,600
Mennonite bodies:											
Mennonite Church.....	7	7	1,399	7	704	695	6		6	6	29,089
Old Order Amish Mennonite Church.....	5	5	583	4	194	204		5			
General Conference of Mennonites of North America.....	2	2	408	2	204	204	2		2	2	10,000
Mennonite Brethren in Christ.....	3	3	102	3	37	65	3		3	3	3,700
Methodist bodies:											
Methodist Episcopal Church.....	1,376	1,376	199,036	1,120	69,603	104,419	1,357	13	1,367	1,362	9,866,445
Methodist Protestant Church.....	49	49	3,426	49	1,401	2,025	49		49	49	131,400
Wesleyan Methodist Connection of America.....	19	19	556	16	198	346	17	1	17	17	25,250
Primitive Methodist Church in the United States of America.....	2	2	40	2	20	20	2		2	2	3,000
Methodist Episcopal Church, South.....	2	2	116	2	49	67	2		2	2	2,600
Free Methodist Church of North America.....	86	85	1,614	82	555	1,027	69	8	69	69	112,550
African Methodist Episcopal Church.....	21	21	2,248	20	727	1,383	21		21	21	106,350
African Methodist Episcopal Zion Church.....	6	6	143	6	50	93	3	3	3	3	2,200
Moravian bodies:											
Independent Bohemian and Moravian Brethren Churches.....	3	3	320	3	151	169	3		3	3	9,000
Pentecostal Church of the Nazarene.....	20	20	765	11	129	235	13	4	13	14	53,540
Presbyterian bodies:											
Presbyterian Church in the United States of America.....	413	413	59,311	388	22,002	34,283	399	3	412	391	4,289,250
Cumberland Presbyterian Church.....	3	3	108	3	51	57	3		3	3	2,700
Welsh Calvinistic Methodist Church.....	6	6	472	5	222	223	5		5	5	21,300

GENERAL TABLES.

EACH STATE, BY DENOMINATIONS: 1916—Continued.

DENOMINATION.	Total number of organizations.	DEBT ON CHURCH PROPERTY.		PARSONAGES.		EXPENDITURES FOR YEAR.		SUNDAY SCHOOLS CONDUCTED BY CHURCH ORGANIZATIONS.			
		Number of organizations reporting.	Amount of debt reported.	Number of organizations reporting.	Value of parsonages reported.	Number of organizations reporting.	Amount reported.	Number of organizations reporting.	Number of Sunday schools reported.	Number of officers and teachers.	Number of scholars.
IOWA.											
All denominations.....	5,736	1,017	\$2,947,071	3,129	\$9,170,800	6,380	\$11,187,283	4,981	5,144	56,006	540,174
Adventist bodies:											
Advent Christian Church.....	10	2	480	3	3,100	9	3,085	9	9	69	371
Seventh-day Adventist Denomination.....	97	10	6,036			85	86,671	84	90	614	2,687
Church of God (Adventist).....	2										
Churches of God in Christ Jesus.....	9					9	1,612	6	6	28	166
Assemblies of God, General Council.....	4	1	200	1	300	4	574	2	2	16	75
Baptist bodies:											
Baptists—											
Northern Baptist Convention.....	357	51	90,146	174	436,975	338	633,063	327	351	4,360	35,572
National Baptist Convention.....	34	10	6,880	5	8,050	33	18,550	33	33	235	1,587
Seventh Day Baptists.....	2			2	4,000	2	1,792	2	2	26	138
Primitive Baptists.....	10					3	635				
Brethren, German Baptist (Dunkers):											
Church of the Brethren (Conservative Dunkers).....	42	5	3,200	6	11,100	38	43,882	38	47	515	4,057
The Brethren Church (Progressive Dunkers).....	9	2	4,600	2	4,500	8	21,967	9	9	137	1,389
Brethren, Plymouth:											
Brethren, Plymouth, I.....	7					5	1,184	1	1	3	8
Brethren, Plymouth, II.....	9					9	5,202	7	7	37	485
Brethren, Plymouth, IV.....	2					2	1,306	1	1	1	11
Brethren, Plymouth, V.....	9					6	2,776	4	4	13	168
Brethren, River:											
Brethren in Christ.....	2			1	5,000	2	2,172	2	2	9	64
Christadelphians.....	2	1	500			1	275	1	1	4	25
Christian Church (American Christian Convention).....	33	1	1,000	7	13,200	31	24,329	31	31	297	2,201
Christian Union.....	14	1	1,500	1	1,500	10	4,837	10	11	103	832
Churches of Christ.....	30	2	370			9	2,425	16	16	67	628
Churches of God in North America, General Eldership of the.....	20	1	195	4	5,200	19	11,261	18	18	174	1,066
Churches of the New Jerusalem:											
General Convention of the New Jerusalem in the United States of America.....	2					1	28	1	1	7	14
Communitistic societies:											
Amana Society.....	7										
Congregational Churches.....	277	65	133,168	178	617,350	262	802,531	256	260	3,495	30,227
Disciples of Christ.....	384	57	277,137	85	243,925	294	663,522	371	379	4,590	54,705
Evangelical Association.....	85	9	27,934	57	144,450	83	123,924	78	78	888	7,773
Evangelistic associations:											
Apostolic Christian Church.....	5					5	1,522	5	5	17	256
Hepzibah Faith Missionary Association.....	6					6	1,095	6	6	46	284
Friends:											
Society of Friends (Orthodox).....	68	5	3,350	44	78,725	65	67,654	67	69	861	6,272
Religious Society of Friends (Hicksite).....	3					3	325	2	2	9	35
Orthodox Conservative Friends (Wilburite).....	9	2	1,600			9	4,320	3	3	9	93
German Evangelical Synod of North America.....	85	11	10,925	54	150,450	83	91,800	75	77	599	4,558
Independent churches.....	12	1	400	3	6,300	12	24,321	11	11	125	990
Jewish congregations.....	20	9	131,000	1	1,000	16	34,755	15	15	66	685
Latter Day Saints:											
Church of Jesus Christ of Latter Day Saints.....	4					4	777	4	4	33	209
Reorganized Church of Jesus Christ of Latter Day Saints.....	70	7	4,430	1	2,000	62	24,054	66	70	894	4,560
Lutheran bodies:											
General Synod of the Evangelical Lutheran Church in the United States of America.....	36	14	53,087	21	70,500	35	107,820	35	35	453	4,358
General Council of the Evangelical Lutheran Church in North America.....	83	18	33,149	51	179,350	83	183,558	72	76	780	5,476
Evangelical Lutheran Synodical Conference of America.....	178	24	36,520	131	338,728	177	360,557	61	63	194	2,127
Norwegian Lutheran Church of America—											
Hauge's Norwegian Evangelical Lutheran Synod.....	33	4	3,100	10	35,500	30	39,951	29	30	218	1,970
Synod for the Norwegian Evangelical Lutheran Church of America.....	57	4	3,500	25	114,100	57	83,862	21	23	138	1,114
United Norwegian Lutheran Church in America.....	114	16	17,863	48	169,525	114	213,289	84	95	690	4,966
Evangelical Lutheran Joint Synod of Ohio and Other States.....	21	9	8,117	14	28,600	21	28,046	19	23	102	1,067
Evangelical Lutheran Church in America, Elisen's Synod.....	5	1	700			5	2,950	2	2	5	60
Evangelical Lutheran Synod of Iowa and Other States.....	163	21	30,504	108	293,400	161	247,063	138	142	741	6,975
Danish Evangelical Lutheran Church in America.....	14	3	6,300	9	29,900	14	17,866	11	11	40	507
Lutheran Free Church (Norwegian).....	6					6	1,135	5	5	13	63
United Danish Evangelical Lutheran Church in America.....	33	4	4,300	22	59,050	33	43,174	29	31	191	1,594
Mennonite bodies:											
Mennonite Church.....	7					6	6,129	7	8	177	1,598
Old Order Amish Mennonite Church.....	5					2	2,084	2	2	35	293
General Conference of Mennonites of North America.....	2			2	1,750	3	965	3	3	34	80
Mennonite Brethren in Christ.....	3										
Methodist bodies:											
Methodist Episcopal Church.....	1,376	212	515,568	914	2,006,125	1,361	2,660,798	1,310	1,334	19,861	193,274
Methodist Protestant Church.....	49	4	7,900	15	27,200	48	32,550	46	46	486	3,006
Wesleyan Methodist Connection of America.....	19			12	15,400	15	10,191	16	17	121	759
Primitive Methodist Church in the United States of America.....	2			1	1,000	2	140	2	2	20	165
Methodist Episcopal Church, South.....	2			1	1,000	2	1,430	2	2	13	130
Free Methodist Church of North America.....	86	3	658	44	57,700	72	34,292	56	57	400	2,560
African Methodist Episcopal Church.....	21	13	8,711	14	18,350	21	24,378	21	21	180	998
African Methodist Episcopal Zion Church.....	6	1	158			6	1,352	6	6	35	111
Moravian bodies:											
Independent Bohemian and Moravian Brethren Churches.....	3			1	3,000	3	1,847	3	3	14	348
Pentecostal Church of the Nazarene.....	20	3	1,200	2	5,000	11	11,220	20	21	183	936
Presbyterian bodies:											
Presbyterian Church in the United States of America.....	413	98	159,412	273	855,150	400	1,105,839	388	400	5,473	51,158
Cumberland Presbyterian Church.....	3			3	2,200	3	1,305	2	2	19	100
Welsh Calvinistic Methodist Church.....	6			3	4,000	6	7,601	6	6	55	333

RELIGIOUS BODIES.

TABLE 62.—STATISTICS OF RELIGIOUS BODIES IN

DENOMINATION.	Total number of organizations.	MEMBERS.					PLACES OF WORSHIP.			VALUE OF CHURCH PROPERTY.	
		Number of organizations reporting.	Total number reported.	Sex.		Number of organizations reporting—		Number of church edifices reported.	Number of organizations reporting.	Value reported.	
				Male.	Female.	Church edifices.	Halls, etc.				
IOWA—Continued.											
Presbyterian bodies—Continued.											
United Presbyterian Church of North America	79	79	9,588	77	4,054	5,477	79	80	77	\$697,750	
Associate Synod of North America (Associate Presbyterian Church)	4	4	199	4	81	118	4	4	4	12,000	
Synod of the Reformed Presbyterian Church of North America	6	6	830	6	271	359	6	6	6	33,000	
Protestant Episcopal Church	75	75	8,126	45	2,460	4,014	73	74	73	1,082,261	
Reformed bodies:											
Reformed Church in America	66	66	7,575	65	3,547	4,000	59	59	59	439,075	
Reformed Church in the United States	43	43	5,004	40	2,227	2,640	41	48	41	228,900	
Christian Reformed Church	34	34	4,276	34	2,136	2,140	32	34	31	163,850	
Roman Catholic Church	588	588	262,513	520	110,398	115,036	570	577	568	9,855,028	
Salvation Army	19	19	904	19	440	464					
Scandinavian bodies:											
Swedish Evangelical Mission Covenant of America	25	25	2,235	24	926	1,259	25	25	25	160,406	
Swedish Evangelical Free Church	10	10	530	10	248	282	9	9	9	48,550	
Norwegian-Danish Free Church	3	3	112	3	51	61	3	3	3	5,000	
Spiritualists:											
Spiritualists (National Spiritualists' Association)	8	8	467	8	176	291	3	4	2	35,000	
Theosophical societies:											
Theosophical Society, American Section	4	4	46				4				
Unitarians	7	7	1,004	7	418	586	7	7	7	154,000	
United Brethren bodies:											
Church of the United Brethren in Christ	156	156	12,672	145	4,751	7,195	148	148	148	602,000	
Church of the United Brethren in Christ (Old Constitution)	6	6	197	6	69	128	5	5	5	17,100	
United Evangelical Church	73	73	5,202	70	2,089	2,961	71	71	71	255,150	
Universalists	9	8	1,040	7	181	344	9	9	9	103,800	
Volunteers of America	3	3	388	3	358	30		1			
All other denominations	12	12	758	11	265	318	7	7	7	20,250	
KANSAS.											
All denominations	4,706	4,692	610,347	4,022	228,895	305,177	4,217	286	4,295	4,176	\$23,808,525
Adventist bodies:											
Advent Christian Church	7	7	341	7	151	190	6	1	6	6	10,200
Seventh-day Adventist Denomination	75	75	2,504	75	867	1,637	42	20	42	42	71,760
Assemblies of God, General Council	6	6	242	6	81	161	3	3	3	4	5,225
Baptist bodies:											
Baptists—											
Northern Baptist Convention	400	399	46,906	371	16,664	26,503	372	23	378	374	1,806,554
National Baptist Convention	127	118	13,477	118	4,777	8,700	123	2	125	122	564,315
Free Will Baptists	6	6	373	6	168	205	4	2	4	4	7,800
Brethren, German Baptist (Dunkers):											
Church of the Brethren (Conservative Dunkers)	65	65	4,940	64	2,143	2,710	59	4	65	58	214,100
Old Order German Baptist Brethren	3	3	203	3	88	115	3		3	3	4,550
The Brethren Church (Progressive Dunkers)	13	13	1,007	13	383	624	10		10	10	19,600
Brethren, Plymouth:											
Brethren, Plymouth, I	3	3	59	3	26	33		3			
Brethren, Plymouth, II	6	6	117	6	60	57		6			
Brethren, Plymouth, V	3	3	20	3	7	13		3			
Brethren, River:											
Brethren in Christ	7	7	498	7	216	282	6		6	7	19,525
Christadelphians	3	3	18	3	10	8		2			
Christian Church (American Christian Convention)	17	17	1,033	15	394	539	14	3	14	14	22,600
Church of God and Saints of Christ	2	2	56	2	17	39	1	1	1		
Churches of Christ	110	110	5,573	110	2,300	3,273	93	17	93	93	153,050
Churches of God in North America, General Eldership of the	11	11	935	11	423	512	9	1	9	9	12,950
Churches of the Living God:											
Church of the Living God, Christian Workers for Fellowship	4	4	110	4	42	68	1	3	1	1	1,500
Churches of the New Jerusalem:											
General Convention of the New Jerusalem in the United States of America	2	2	141	2	73	68	2		2	2	4,050
Congregational Churches	132	132	16,893	131	6,271	10,562	127	3	129	128	996,025
Disciples of Christ	411	411	67,554	300	22,471	32,646	334	17	338	293	2,010,665
Evangelical Association	81	81	6,210	81	2,703	3,507	75	3	75	75	266,500
Evangelistic associations:											
Apostolic Christian Church	6	6	437	6	175	262	5	1	5	5	24,725
Missionary Church Association	4	4	153	4	72	81	3	1	3	3	6,300
Friends:											
Society of Friends (Orthodox)	57	57	7,586	54	3,404	3,679	50	1	50	50	130,500
Orthodox Conservative Friends (Wilburite)	3	3	276	3	142	134	3		3	3	10,000
German Evangelical Synod of North America	39	39	4,182	26	1,478	1,450	34		34	33	124,180
Independent Churches	10	9	362	9	140	222	9	1	10	9	18,200
International Apostolic Holiness Church	6	6	105	6	34	71	2	4	2	2	3,162
Jewish congregations	3	3	170	3	77	93	1	2	1		
Latter Day Saints:											
Church of Jesus Christ of Latter Day Saints	4	4	567	4	257	310	3		3	3	3,000
Reorganized Church of Jesus Christ of Latter Day Saints	21	21	2,034	21	883	1,151	12	6	12	14	19,160
Lutheran bodies:											
General Synod of the Evangelical Lutheran Church in the United States of America	52	52	6,780	50	2,869	3,747	49	3	49	49	425,050
General Council of the Evangelical Lutheran Church in North America	45	45	8,651	37	3,822	4,150	45		49	44	368,650
Evangelical Lutheran Synodical Conference of America	118	118	15,081	106	6,909	7,104	105	6	116	103	387,325
Norwegian Lutheran Church of America—											
United Norwegian Lutheran Church in America	5	5	344	4	168	161	3	2	3	3	9,700

GENERAL TABLES.

EACH STATE, BY DENOMINATIONS: 1916—Continued.

DENOMINATION.	Total number of organizations.	DEBT ON CHURCH PROPERTY.		PARSONAGES.		EXPENDITURES FOR YEAR.		SUNDAY SCHOOLS CONDUCTED BY CHURCH ORGANIZATIONS.			
		Number of organizations reporting.	Amount of debt reported.	Number of organizations reporting.	Value of parsonages reported.	Number of organizations reporting.	Amount reported.	Number of organizations reporting.	Number of Sunday schools reported.	Number of officers and teachers.	Number of scholars.

IOWA—Continued.

Presbyterian bodies—Continued.											
United Presbyterian Church of North America.....	79	9	\$12,016	66	\$194,440	77	\$207,629	79	81	956	8,970
Associate Synod of North America (Associate Presbyterian Church).....	4					4	3,023	2	2	2	47
Synod of the Reformed Presbyterian Church of North America.....	6			5	16,000	6	18,294	5	5	66	537
Protestant Episcopal Church.....	75	13	26,115	39	199,362	74	174,250	55	56	402	3,074
Reformed bodies:											
Reformed Church in America.....	66	29	53,450	53	180,850	66	227,357	61	62	753	7,319
Reformed Church in the United States.....	43	6	32,798	27	66,100	41	47,845	38	40	456	3,434
Christian Reformed Church.....	34	20	39,950	30	86,400	33	98,530	26	27	146	2,465
Roman Catholic Church.....	588	192	1,088,053	408	2,136,445	546	2,092,894	467	486	1,553	41,721
Salvation Army.....	19					19	36,491	18	18	120	1,251
Scandinavian bodies:											
Swedish Evangelical Mission Covenant of America.....	25	8	19,100	18	65,800	25	42,572	25	26	269	2,414
Swedish Evangelical Free Church.....	10			6	12,800	9	13,306	8	8	89	719
Norwegian-Danish Free Church.....	3					3	1,423	3	3	17	132
Spiritualists:											
Spiritualists (National Spiritualists' Association).....	8	1	1,500			7	4,225	1	1	1	20
Theosophical societies:											
Theosophical Society, American Section.....	4							7	7		442
Unitarians.....	7	3	4,100	3	14,000	7	19,949	7	7	63	442
United Brethren bodies:											
Church of the United Brethren in Christ.....	156	12	47,565	70	146,700	151	161,641	143	143	1,570	12,161
Church of the United Brethren in Christ (Old Constitution).....	6	1	178	1	800	6	2,570	6	6	44	243
United Evangelical Church.....	73	13	10,112	43	75,550	67	69,768	72	73	862	6,141
Universalists.....	9	3	9,800	4	19,000	8	15,385	7	7	86	478
Volunteers of America.....	3					1	4,761	1	1	6	50
All other denominations.....	12	3	6,536	3	3,400	6	5,792	5	5	38	259

KANSAS.

All denominations.....	4,706	846	\$1,615,934	1,949	\$4,134,299	4,312	\$7,080,381	4,092	4,294	50,133	461,230
Adventist bodies:											
Advent Christian Church.....	7	2	450	2	3,000	7	5,379	7	7	58	296
Seventh-day Adventist Denomination.....	75	3	860			64	54,923	67	69	513	2,529
Assemblies of God, General Council.....	6	3	1,175			4	2,819	4	4	31	231
Baptist bodies:											
Baptists—											
Northern Baptist Convention.....	400	76	96,035	143	262,015	386	470,399	368	387	4,705	40,363
National Baptist Convention.....	127	40	29,067	18	13,550	120	85,329	101	101	736	5,623
Free Will Baptists.....	6			3	3,200	5	955	3	3	21	150
Brethren, German Baptist (Dunkers):											
Church of the Brethren (Conservative Dunkers).....	65	3	1,000	2	3,500	61	44,545	60	67	674	5,711
Old Order German Baptist Brethren.....	3					2	533				
The Brethren Church (Progressive Dunkers).....	13			2	1,750	11	6,058	12	12	105	960
Brethren, Plymouth:											
Brethren, Plymouth, I.....	3					2	745	1	1	3	72
Brethren, Plymouth, II.....	6					6	1,380	4	4	15	139
Brethren, Plymouth, V.....	3					1	295	1	1	2	6
Brethren, River:											
Brethren in Christ.....	7			1	800	7	6,405	7	9	108	821
Christadelphians.....	3					2	140	1	1	3	12
Christian Church (American Christian Convention).....	17			1	1,200	16	6,669	16	16	175	1,050
Church of God and Saints of Christ.....	2							1	1	5	32
Churches of Christ.....	110	9	5,977	1	800	45	21,059	58	59	273	3,093
Churches of God in North America, General Eldership of the.....	11	1	50	1	600	8	7,871	9	9	98	803
Churches of the Living God:											
Church of the Living God, Christian Workers for Fellowship.....	4					2	525	2	2	5	41
Churches of the New Jerusalem:											
General Convention of the New Jerusalem in the United States of America.....	2			1	1,500	1	1,223	2	2	17	211
Congregational Churches.....	132	45	65,050	74	162,950	131	245,942	127	132	1,836	15,071
Disciples of Christ.....	411	71	149,886	69	141,800	297	513,170	389	400	4,955	54,884
Evangelical Association.....	81	8	37,037	40	76,800	80	98,712	80	83	1,170	9,260
Evangelistic associations:											
Apostolic Christian Church.....	6					5	1,556	6	6	19	406
Missionary Church Association.....	4					3	1,555	3	3	29	240
Friends:											
Society of Friends (Orthodox).....	57	3	10,625	26	35,250	48	39,859	48	50	567	4,517
Orthodox Conservative Friends (Wilburite).....	3					3	110				
German Evangelical Synod of North America.....	39	4	6,200	22	37,500	36	34,015	36	37	227	2,141
Independent churches.....	10	1	200	1	1,000	10	6,068	9	10	65	436
International Apostolic Holiness Church.....	6					6	2,178	6	6	42	146
Jewish congregations.....	3					2	2,350	3	3	12	99
Latter Day Saints:											
Church of Jesus Christ of Latter Day Saints.....	4					4	1,400	4	5	25	97
Reorganized Church of Jesus Christ of Latter Day Saints.....	21	1	600			15	3,712	14	18	207	1,074
Lutheran bodies:											
General Synod of the Evangelical Lutheran Church in the United States of America.....	52	8	12,650	25	61,950	50	114,413	48	50	581	4,399
General Council of the Evangelical Lutheran Church in North America.....	45	4	18,600	26	108,200	41	121,224	39	47	411	3,358
Evangelical Lutheran Synodical Conference of America.....	118	16	14,546	79	128,000	112	167,028	25	28	90	1,072
Norwegian Lutheran Church of America—											
United Norwegian Lutheran Church in America.....	5			2	3,700	4	2,850	3	3	23	158

RELIGIOUS BODIES.

TABLE 62.—STATISTICS OF RELIGIOUS BODIES IN

DENOMINATION.	Total number of organizations.	MEMBERS.					PLACES OF WORSHIP.			VALUE OF CHURCH PROPERTY.	
		Number of organizations reporting.	Total number reported.	Sex.		Number of organizations reporting—		Number of church edifices reported.	Number of organizations reporting.	Value reported.	
				Number of organizations reporting.	Male.	Female.	Church edifices.				Halls, etc.
KANSAS—Continued.											
Lutheran bodies—Continued.											
Evangelical Lutheran Joint Synod of Ohio and Other States.	16	16	1,544	13	628	645	15	17	15	\$27,010	
Evangelical Lutheran Synod of Iowa and Other States.	30	30	2,945	27	1,380	1,447	23	31	23	58,600	
Lutheran Free Church (Norwegian).	2	2	300	2	133	167	2	3	2	5,000	
Mennonite bodies:											
Mennonite Church	12	12	1,060	12	504	556	12	13	12	41,900	
Old Order Amish Mennonite Church.	8	8	484	8	238	246	8	8	7	14,190	
Church of God in Christ (Mennonite).	9	9	697	9	318	379	8	1	8	1,990	
Reformed Mennonite Church.	2	2	68	2	22	46	2	2	2	118,950	
General Conference of Mennonites of North America.	27	27	4,937	27	2,422	2,615	26	26	26	1,420	
Mennonite Brethren in Christ.	3	3	59	3	31	28	1	1	2	53,400	
Mennonite Brethren Church of North America.	12	12	1,434	12	692	742	11	1	11	21,000	
Krimmer Brueder-Gemeinde.	6	6	501	6	227	274	6	6	6	3,200	
Kleine Gemeinde.	3	3	171	3	76	95	2	1	2		
Methodist bodies:											
Methodist Episcopal Church.	1,200	1,200	151,348	864	47,605	70,420	1,135	54	1,153	6,004,286	
Methodist Protestant Church.	26	26	1,490	26	545	945	25	1	25	72,900	
Wesleyan Methodist Connection of America.	28	28	1,004	20	368	489	25	2	24	28,900	
Methodist Episcopal Church, South.	23	23	1,795	23	671	1,124	20	3	20	62,000	
Free Methodist Church of North America.	78	78	1,794	73	607	1,140	55	10	55	81,900	
African Methodist Episcopal Church.	69	69	4,975	69	1,715	3,260	68	1	68	212,025	
African Methodist Episcopal Zion Church.	2	2	35	2	11	24	1	1	1	1,250	
Colored Methodist Episcopal Church.	21	21	1,511	21	532	979	20	2	20	52,200	
Nonsectarian Churches of Bible Faith.	3	3	29	3	15	14	2	2	2		
Pentecostal Church of the Nazarene.	46	46	1,390	45	514	865	31	12	31	67,831	
Presbyterian bodies:											
Presbyterian Church in the United States of America.	312	312	45,263	304	17,473	26,948	302	10	304	2,729,900	
United Presbyterian Church of North America.	47	47	4,995	47	2,026	2,969	45	2	46	237,050	
Associate Synod of North America (Associate Presbyterian Church).	3	3	109	3	42	67	3	3	3	2,900	
Synod of the Reformed Presbyterian Church of North America.	11	11	1,201	11	531	670	11	11	11	60,500	
Protestant Episcopal Church.	97	96	5,843	57	1,582	2,309	90	90	92	726,531	
Reformed bodies:											
Reformed Church in America.	4	4	290	3	62	63	4	4	4	15,950	
Reformed Church in the United States.	12	12	1,130	12	482	648	12	12	12	54,400	
Christian Reformed Church.	2	2	338	2	172	166	2	2	2	16,000	
Roman Catholic Church.	379	377	128,948	348	56,136	57,184	372	1	378	4,321,692	
Salvation Army.	15	15	597	15	262	335					
Scandinavian Evangelical bodies:											
Swedish Evangelical Mission Covenant of America.	18	18	1,328	17	540	660	18	20	18	82,925	
Spiritualists:											
Spiritualists (National Spiritualists' Association).	3	3	232	3	94	138	3	2	3		
Unitarians.	3	3	258	3	106	152	3	3	3	40,500	
United Brethren bodies:											
Church of the United Brethren in Christ.	253	253	19,924	201	6,880	9,672	217	19	217	732,904	
Church of the United Brethren in Christ (Old Constitution).	18	18	689	18	270	419	14	2	14	36,000	
United Evangelical Church.	11	11	615	11	322	293	10	1	10	22,350	
Universalists.	4	4	322	4	96	226	4	4	4	33,500	
Volunteers of America.	2	2	710	2	710						
All other denominations.	19	19	2,046	17	1,090	791	14	4	14	44,550	

KENTUCKY.

All denominations.	7,331	7,319	967,602	5,612	318,003	441,087	6,109	408	6,163	6,108	\$24,606,112
Adventist bodies:											
Advent Christian Church.	4	4	130	1	10	5	1	1	1	1	500
Seventh-day Adventist Denomination.	15	15	382	15	110	272	9	4	9	9	9,775
Baptist bodies:											
Baptists—											
Southern Baptist Convention.	1,839	1,835	252,554	1,176	74,166	102,815	1,622	93	1,634	1,619	5,349,799
National Baptist Convention.	703	703	98,052	703	39,087	58,965	678	16	682	681	1,559,689
Free Will Baptists.	4	4	344	4	168	176	4	4	4	4	3,975
General Baptists.	108	108	8,663	102	3,350	4,628	96	8	96	97	87,230
Separate Baptists.	19	19	1,859	18	791	988	19	19	19	18	14,450
Regular Baptists.	160	160	8,609	79	1,744	2,854	64	16	64	62	40,050
United Baptists.	192	192	17,125	90	3,229	5,417	66	15	67	67	39,862
Primitive Baptists.	55	55	2,250	55	872	1,378	36	7	36	38	23,625
Colored Primitive Baptists.	10	10	318	10	142	176					
Two-Seed-in-the-Spirit Predestinarian Baptists.	9	6	101	2	19	23	9		9	9	5,450
Brethren, German Baptist (Dunkers):											
Church of the Brethren (Conservative Dunkers).	2	2	47	2	15	32	1	1	1	1	700
The Brethren Church (Progressive Dunkers).	2	2	341	2	148	193	2	2	2	2	22,500
Christian Church (American Christian Convention).	52	52	2,424	35	796	1,006	25	19	25	25	17,700
Christian Union.	5	5	55				4	4	4	4	775
Churches of Christ.	330	330	24,216	330	9,989	14,227	295	30	295	303	374,516
Churches of God, General Assembly.	6	6	203	5	43	137	3	3	3	3	850
Churches of the Living God:											
Church of the Living God, Christian Workers for Fellowship.	7	7	1,046	7	349	697	2	5	2	2	6,500
Congregational Churches:											
Disciples of Christ.	952	952	129,912	576	34,377	46,383	554	50	559	558	880,541
Evangelical Association.	2	2	363	2	158	205	2	2	2	2	24,000
Evangelical Protestant Church of North America.	4	4	1,099	2	385	491	4	4	4	4	50,800
German Evangelical Synod of North America.	23	23	8,773	18	3,515	4,510	22	22	22	22	570,600
Holiness Church.	12	12	372	9	79	155	11	11	11	11	9,350
Independent churches.	5	5	447	5	177	270	4	1	4	4	24,000
International Apostolic Holiness Church.	15	15	463	15	170	293	13	1	13	13	13,900
Jewish congregations.	8	7	2,695	7	1,165	1,530	7	1	7	7	209,823

GENERAL TABLES.

EACH STATE, BY DENOMINATIONS: 1916—Continued.

DENOMINATION.	Total number of organizations.	DEBT ON CHURCH PROPERTY.		PARSONAGES.		EXPENDITURES FOR YEAR.		SUNDAY SCHOOLS CONDUCTED BY CHURCH ORGANIZATIONS.			
		Number of organizations reporting.	Amount of debt reported.	Number of organizations reporting.	Value of parsonages reported.	Number of organizations reporting.	Amount reported.	Number of organizations reporting.	Number of Sunday schools reported.	Number of officers and teachers.	Number of scholars.

KANSAS—Continued.

Lutheran bodies—Continued.											
Evangelical Lutheran Joint Synod of Ohio and Other States.....	16	3	\$500	9	\$11,550	14	\$9,907	14	14	58	655
Evangelical Lutheran Synod of Iowa and Other States.....	30	3	400	15	19,800	29	28,157	24	24	64	906
Lutheran Free Church (Norwegian).....	2	2	2,000	2	1,600	2	2	20	150
Mennonite bodies:											
Mennonite Church.....	12	1	1,200	1	1,000	12	7,713	12	14	183	1,763
Old Order Amish Mennonite Church.....	8
Church of God in Christ (Mennonite).....	9	1	400	8	2,412	4	4	19	245
Reformed Mennonite Church.....	2	2	384
General Conference of Mennonites of North America.....	27	1	145	1	3,000	27	57,320	26	27	392	5,478
Mennonite Brethren in Christ.....	3	1	500	2	1,277	3	3	25	153
Mennonite Brethren Church of North America.....	12	12	10,590	12	13	129	2,175
Krimmer Brueder-Gemeinde.....	6	1	1,000	6	5,634	6	8	55	850
Kleine Gemeinde.....	3	2	390	2	25	3	4	14	66
Methodist bodies:											
Methodist Episcopal Church.....	1,200	210	507,708	608	1,113,518	1,178	2,134,717	1,146	1,219	19,240	174,881
Methodist Protestant Church.....	26	3	2,000	13	15,700	26	18,361	25	25	246	1,770
Wesleyan Methodist Connection of America.....	28	3	495	17	15,500	25	20,074	24	25	209	1,544
Methodist Episcopal Church, South.....	23	9	14,100	22	14,941	19	20	170	1,916
Free Methodist Church of North America.....	78	3	550	42	41,700	70	54,970	62	64	488	3,312
African Methodist Episcopal Church.....	69	32	24,877	29	25,500	67	41,555	57	57	441	2,690
African Methodist Episcopal Zion Church.....	2	2	721	2	2	6	35
Colored Methodist Episcopal Church.....	21	7	4,338	8	7,350	21	14,571	20	20	112	740
Nonsectarian Churches of Bible Faith.....	3	2	260	1	1	4	30
Pentecostal Church of the Nazarene.....	46	16	13,570	12	16,800	42	49,919	41	43	373	2,069
Presbyterian bodies:											
Presbyterian Church in the United States of America.....	312	94	172,092	197	492,300	305	810,621	302	329	4,625	43,534
United Presbyterian Church of North America.....	47	3	18,050	36	71,250	46	94,317	45	50	611	5,284
Associate Synod of North America (Associate Presbyterian Church).....	3	3	2,024	2	3	7	65
Synod of the Reformed Presbyterian Church of North America.....	11	2	461	2	6,500	11	22,324	11	14	160	1,215
Protestant Episcopal Church.....	97	28	11,800	36	114,200	81	137,229	64	64	358	2,564
Reformed bodies:											
Reformed Church in America.....	4	2	1,400	3	7,500	4	7,356	4	4	37	327
Reformed Church in the United States.....	12	2	1,500	8	15,100	11	18,880	12	12	138	1,102
Christian Reformed Church.....	2	1	5,000	2	5,300	2	6,771	2	2	12	170
Roman Catholic Church.....	379	97	328,385	222	860,139	350	1,125,636	266	273	512	15,861
Salvation Army.....	15	15	27,867	15	15	107	1,091
Scandinavian Evangelical bodies:											
Swedish Evangelical Mission Covenant of America.....	18	3	900	14	32,925	18	22,778	18	18	177	1,345
Spiritualists:											
Spiritualists (National Spiritualists' Association).....	3	2	436	1	1	6	50
Unitarians.....	3	2	390	1	5,000	3	5,768	2	2	15	92
United Brethren bodies:											
Church of the United Brethren in Christ.....	253	23	65,725	103	147,902	246	211,874	237	237	2,849	24,705
Church of the United Brethren in Christ (Old Constitution).....	18	1	485	5	17,300	17	10,023	18	19	206	1,142
United Evangelical Church.....	11	6	9,700	11	6,988	11	11	124	709
Universalists.....	4	2	4,000	4	6,192	2	2	16	115
Volunteers of America.....	2
All other denominations.....	19	4	2,165	6	8,100	15	14,795	13	13	119	930

KENTUCKY.

All denominations.....	7,331	702	\$1,477,019	1,134	\$2,668,861	5,973	\$5,198,845	5,556	5,704	44,800	476,566
Adventist bodies:											
Advent Christian Church.....	4	1	1	4	46
Seventh-day Adventist Denomination.....	15	4	850	10	2,553	13	13	82	347
Baptist bodies:											
Baptists—											
Southern Baptist Convention.....	1,839	81	165,816	83	250,500	1,649	1,227,699	1,439	1,483	13,064	137,096
National Baptist Convention.....	703	47	23,741	17	26,800	697	247,480	678	678	3,858	32,473
Free Will Baptists.....	4	3	370	3	3	12	126
General Baptists.....	108	4	644	1	800	96	13,488	62	62	391	3,616
Separate Baptists.....	19	1	35	11	1,505	12	12	75	729
Regular Baptists.....	160	8	940	48	1,847	6	6	32	374
United Baptists.....	192	1	5	52	3,542	11	12	72	551
Primitive Baptists.....	55	3	184	2	500	26	1,139
Colored Primitive Baptists.....	10
Two-Seed-in-the-Spirit Predestinarian Baptists.....	9
Brethren, German Baptist (Dunkers):											
Church of the Brethren (Conservative Dunkers).....	2	1	10	2	2	13	85
The Brethren Church (Progressive Dunkers).....	2	1	600	2	2,800	2	4	19	450
Christian Church (American Christian Convention).....	52	1	18	18	5,502	26	26	156	1,211
Christian Union.....	5
Churches of Christ.....	330	14	6,828	133	48,197	217	218	1,020	11,081
Churches of God, General Assembly.....	6	1	125	1	1,000	4	738	5	6	20	196
Churches of the Living God:											
Church of the Living God, Christian Workers for Fellowship.....	7	1	2,000	1	500	4	4	20	200
Congregational Churches.....	12	1	300	5	10,000	8	4,801	11	11	76	801
Disciples of Christ.....	952	59	115,571	42	118,000	544	505,474	748	752	6,483	73,897
Evangelical Association.....	2	1	10,000	2	11,000	2	17,745	2	2	56	626
Evangelical Protestant Church of North America.....	4	2	5,150	3	11,000	4	10,042	4	4	71	922
German Evangelical Synod of North America.....	23	18	75,250	13	60,000	22	88,276	22	23	496	6,507
Holiness Church.....	12	1	250	10	1,932	4	4	13	135
Independent churches.....	5	3	1,050	1	1,000	5	2,250	4	4	27	355
International Apostolic Holiness Church.....	15	6	999	14	7,123	7	7	47	385
Jewish congregations.....	8	5	48,550	1	1,000	7	32,826	7	8	53	526

TABLE 62.—STATISTICS OF RELIGIOUS BODIES IN

DENOMINATION.	MEMBERS.						PLACES OF WORSHIP.			VALUE OF CHURCH PROPERTY.	
	Total number of organizations.	Number of organizations reporting.	Total number reported.	Sex.		Number of organizations reporting—		Number of church edifices reported.	Number of organizations reporting.	Value reported.	
				Number of organizations reporting.	Male.	Female.	Church edifices.				Halls, etc.
KENTUCKY—Continued.											
Latter Day Saints:											
Church of Jesus Christ of Latter Day Saints.....	6	6	1,553	6	740	813	6	6	6	\$3,350	
Reorganized Church of Jesus Christ of Latter Day Saints...	2	2	252	1	53	73	2	2	2	1,700	
Lutheran bodies:											
General Synod of the Evangelical Lutheran Church in the United States of America.....	18	18	3,845	15	1,345	1,756	16	2	16	283,700	
Evangelical Lutheran Synodical Conference of America....	6	6	1,381	6	577	804	6	7	6	51,700	
Methodist bodies:											
Methodist Episcopal Church.....	394	394	30,147	187	6,126	9,938	387	6	387	1,032,640	
Methodist Protestant Church.....	37	37	1,836	37	803	1,033	22	15	22	15,750	
Methodist Episcopal Church, North America.....	1,086	1,084	114,795	1,010	43,027	64,395	1,026	59	1,033	3,746,710	
Free Methodist Church of North America.....	13	13	145	8	36	70	10	10	10	10,400	
African Methodist Episcopal Church.....	144	144	10,187	144	3,536	6,651	141	3	141	409,475	
African Methodist Episcopal Zion Church.....	82	82	5,578	82	1,979	3,599	67	14	67	189,730	
Colored Methodist Episcopal Church.....	96	96	8,911	96	3,222	5,689	89	5	89	321,900	
Pentecostal Church of the Nazarene.....	18	18	728	18	249	479	13	2	13	17,110	
Presbyterian bodies:											
Presbyterian Church in the United States of America.....	137	137	14,354	89	4,136	6,497	101	6	106	1,071,950	
Cumberland Presbyterian Church.....	157	157	11,827	145	4,825	6,430	150	2	151	231,100	
Colored Cumberland Presbyterian Church.....	9	9	1,270	9	565	705	9	9	9	22,500	
United Presbyterian Church of North America.....	4	4	161	2	53	80	4	4	4	3,200	
Presbyterian Church in the United States.....	162	162	22,242	145	8,062	12,055	154	1	167	1,632,856	
Associate Reformed Presbyterian Church.....	2	2	117	2	51	66	2	2	2	11,000	
Protestant Episcopal Church.....	75	73	9,383	71	3,275	5,893	67	3	68	1,070,700	
Reformed bodies:											
Reformed Church in America.....	2	2	127	2	71	56	2	2	2	15,000	
Reformed Church in the United States.....	11	11	1,931	8	688	809	9	9	9	90,675	
Roman Catholic Church.....	255	255	160,185	208	58,345	63,636	227	9	229	4,817,286	
Salvation Army.....	7	7	227	7	105	122	4	3	4	50,400	
Spiritualists:											
Spiritualists (National Spiritualists' Association).....	5	5	316	4	34	132	2	1	2	7,110	
United Brethren bodies:											
Church of the United Brethren in Christ.....	27	27	1,256	8	250	316	17	17	17	23,500	
Universalists.....	7	7	392	7	167	225	6	6	6	7,650	
All other denominations.....	14	14	901	13	357	499	7	6	7	90,650	
LOUISIANA.											
All denominations.....	4,038	4,020	863,067	3,571	257,066	353,004	3,522	148	3,568	\$13,043,865	
Adventist bodies:											
Advent Christian Church.....	2	2	142	2	60	82	2	2	2	1,400	
Seventh-day Adventist Denomination.....	15	15	481	15	128	353	8	4	8	16,300	
Baptist bodies:											
Baptists:											
Southern Baptist Convention.....	606	602	66,298	437	20,314	28,154	484	10	489	1,040,801	
National Baptist Convention.....	1,421	1,418	146,720	1,418	52,024	94,696	1,319	36	1,321	2,169,100	
Colored Free Will Baptists.....	8	8	276	8	120	156	7	7	7	8,850	
Primitive Baptists.....	12	12	398	12	166	232	1	1	1	1,000	
Colored Primitive Baptists.....	9	9	138	9	56	82	8	18	8	1,975	
Churches of Christ.....	38	38	1,268	38	550	718	22	14	22	36,425	
Churches of God, General Assembly.....	3	3	149	3	53	96	3	3	3	1,400	
Churches of the New Jerusalem:											
General Convention of the New Jerusalem in the United States of America.....	2	2	16	2	6	10	1	1	1	
Congregational Churches.....	31	31	1,765	31	613	1,152	25	5	25	71,762	
Disciples of Christ.....	31	31	3,615	26	1,498	1,912	21	1	24	122,300	
German Evangelical Synod of North America.....	6	6	4,009	6	1,694	2,315	6	6	6	133,000	
Independent churches.....	7	7	289	7	105	184	5	5	5	3,454	
Jewish congregations.....	15	15	4,284	14	2,423	1,841	15	16	13	360,500	
Latter Day Saints:											
Church of Jesus Christ of Latter Day Saints.....	4	4	968	4	422	546	3	3	3	1,075	
Lutheran bodies:											
Evangelical Lutheran Synodical Conference of America....	25	25	7,429	24	3,014	4,396	23	1	24	149,950	
Evangelical Lutheran Joint Synod of Ohio and Other States.	3	3	818	3	300	518	3	3	3	15,000	
Methodist bodies:											
Methodist Episcopal Church.....	256	256	18,311	178	4,052	8,190	243	13	243	499,580	
Methodist Protestant Church.....	84	84	3,010	74	1,010	1,505	71	13	71	44,100	
Methodist Episcopal Church, South.....	403	402	38,940	402	15,347	23,593	345	13	347	1,490,795	
Congregational Methodist Church.....	18	18	1,281	18	590	691	18	18	18	11,897	
Free Methodist Church of North America.....	12	12	171	12	59	112	9	2	9	3,200	
African Methodist Episcopal Church.....	196	196	10,260	196	3,595	6,665	181	8	181	247,985	
African Methodist Episcopal Zion Church.....	44	44	2,831	44	1,010	1,821	39	4	39	47,825	
Colored Methodist Episcopal Church.....	177	177	13,762	177	5,531	8,231	164	164	175	315,040	
Pentecostal Church of the Nazarene.....	7	7	214	3	15	48	5	5	5	13,000	
Presbyterian bodies:											
Presbyterian Church in the United States of America.....	24	24	1,599	24	664	935	13	6	13	63,950	
Cumberland Presbyterian Church.....	17	17	685	16	227	323	17	17	17	19,000	
Presbyterian Church in the United States.....	97	97	9,636	92	3,519	5,326	89	3	101	789,850	
Protestant Episcopal Church.....	85	85	11,632	38	2,336	4,940	63	63	57	826,261	
Roman Catholic Church.....	360	350	509,910	221	134,426	152,543	299	5	308	4,493,890	
Salvation Army.....	3	3	62	3	34	28	1	1	1	
Theosophical societies:											
Theosophical Society, American Section.....	3	3	85	3	
United Brethren bodies:											
Church of the United Brethren in Christ.....	4	4	329	4	132	197	4	4	4	9,500	
Volunteers of America.....	2	2	659	2	620	39	1	1	1	5,700	
All other denominations.....	8	8	727	8	353	374	6	2	6	28,000	

GENERAL TABLES.

EACH STATE, BY DENOMINATIONS: 1916—Continued.

DENOMINATION.	Total number of organizations.	DEBT ON CHURCH PROPERTY.		PARSONAGES.		EXPENDITURES FOR YEAR.		SUNDAY SCHOOLS CONDUCTED BY CHURCH ORGANIZATIONS.			
		Number of organizations reporting.	Amount of debt reported.	Number of organizations reporting.	Value of parsonages reported.	Number of organizations reporting.	Amount reported.	Number of organizations reporting.	Number of Sunday schools reported.	Number of officers and teachers.	Number of scholars.
KENTUCKY—Continued.											
Latter Day Saints:											
Church of Jesus Christ of Latter Day Saints.....	6					6	\$600	5	8	39	195
Reorganized Church of Jesus Christ of Latter Day Saints.....	2					1	50	1	1	12	47
Lutheran bodies:											
General Synod of the Evangelical Lutheran Church in the United States of America.....	18	7	\$36,525	7	\$27,500	18	51,663	16	16	295	3,008
Evangelical Lutheran Synodical Conference of America.....	6	2	2,450	4	19,500	6	12,903	4	4	22	254
Methodist bodies:											
Methodist Episcopal Church.....	394	96	35,488	231	170,537	381	189,877	315	326	2,732	26,386
Methodist Protestant Church.....	37	1	35	3	2,200	36	4,510	23	24	121	1,442
Methodist Episcopal Church, South.....	1,086	90	134,163	304	639,258	1,070	841,941	928	950	7,764	85,010
Free Methodist Church of North America.....	13	1	250	3	2,340	12	1,289	6	6	36	262
African Methodist Episcopal Church.....	144	55	39,554	55	37,650	144	76,094	131	133	803	4,954
African Methodist Episcopal Zion Church.....	82	21	24,226	23	9,350	76	48,512	73	73	498	3,227
Colored Methodist Episcopal Church.....	96	26	15,440	37	48,690	95	79,802	93	93	712	7,285
Pentecostal Church of the Nazarene.....	18	6	4,648	1	600	16	6,422	15	15	126	735
Presbyterian bodies:											
Presbyterian Church in the United States of America.....	137	18	38,627	38	183,300	118	234,498	111	122	1,246	12,489
Cumberland Presbyterian Church.....	157	11	5,680	5	13,550	134	42,104	115	115	807	7,159
Colored Cumberland Presbyterian Church.....	9	2	1,979	1	800	8	2,890	9	9	96	805
United Presbyterian Church of North America.....	4					3	1,078	4	5	30	577
Presbyterian Church in the United States.....	162	20	96,530	71	273,400	152	381,546	137	161	1,715	17,185
Associate Reformed Presbyterian Church.....	2			2	6,500	2	1,763	1	1	13	140
Protestant Episcopal Church.....	75	18	51,023	29	115,600	65	193,930	54	57	521	4,343
Reformed bodies:											
Reformed Church in America.....	2			1	2,500	2	273	2	5	23	490
Reformed Church in the United States.....	11	4	27,700	6	16,025	11	17,622	10	10	133	1,869
Roman Catholic Church.....	255	58	473,395	136	597,861	195	743,088	177	188	681	24,020
Salvation Army.....	7	3	30,500			7	17,893	6	7	31	256
Spiritualists:											
Spiritualists (National Spiritualists' Association).....	5	1	500			5	560				
United Brethren bodies:											
Church of the United Brethren in Christ.....	27			1	500	27	2,805	20	20	121	1,268
Universalists.....	7			1	1,000	7	1,378	3	3	16	102
All other denominations.....	14			3	8,000	9	15,915	7	7	47	323

LOUISIANA.

All denominations.....	4,038	882	\$1,051,871	787	\$1,732,464	3,635	\$2,781,655	3,266	3,399	21,698	221,326
Adventist bodies:											
Advent Christian Church.....	2					2	340	2	2	16	80
Seventh-day Adventist Denomination.....	15	2	1,030			12	8,500	14	14	91	437
Baptist bodies:											
Baptists—											
Southern Baptist Convention.....	606	42	48,298	42	84,100	508	297,633	421	452	3,277	31,961
National Baptist Convention.....	1,421	398	175,771	94	57,409	1,370	449,639	1,322	1,331	6,978	65,273
Colored Free Will Baptists.....	8					8	799				
Primitive Baptists.....	12										
Colored Primitive Baptists.....	9	2	875			9	379				
Churches of Christ.....	38	3	1,070			20	3,607	17	17	69	628
Churches of God, General Assembly.....	3	1	40			3	830	2	2	8	99
Churches of the New Jerusalem:											
General Convention of the New Jerusalem in the United States of America.....	2					1	50	1	1	1	7
Congregational Churches.....	31	6	1,226	10	12,290	27	12,449	29	30	195	1,850
Disciples of Christ.....	31	7	22,750	4	10,500	18	26,556	27	29	281	3,264
German Evangelical Synod of North America.....	6	3	11,100	4	24,500	6	21,995	6	7	227	2,014
Independent churches.....	7					6	1,245	6	6	36	287
Jewish congregations.....	15	8	80,575	1	500	12	55,218	12	13	67	770
Latter Day Saints:											
Church of Jesus Christ of Latter Day Saints.....	4					4	850	4	4	34	147
Lutheran bodies:											
Evangelical Lutheran Synodical Conference of America.....	25	9	9,369	13	32,375	23	44,648	19	26	264	2,407
Evangelical Lutheran Joint Synod of Ohio and Other States.....	3	2	7,200	2	4,700	3	4,412	3	3	40	433
Methodist bodies:											
Methodist Episcopal Church.....	256	115	71,333	135	116,725	252	134,120	241	248	1,569	15,341
Methodist Protestant Church.....	84	1	150	10	5,700	84	8,887	49	49	200	2,378
Methodist Episcopal Church, South.....	403	38	62,548	115	256,920	345	456,188	333	342	3,154	32,686
Congregational Methodist Church.....	18					10	1,149	18	18	73	889
Free Methodist Church of North America.....	12			1	200	12	1,775	11	11	60	423
African Methodist Episcopal Church.....	196	61	17,658	76	57,160	191	79,290	173	177	958	7,317
African Methodist Episcopal Zion Church.....	44	19	4,213	10	7,100	43	14,717	37	37	230	1,578
Colored Methodist Episcopal Church.....	177	59	17,062	31	31,525	177	102,888	176	176	1,244	10,378
Pentecostal Church of the Nazarene.....	7	2	175	1	1,500	4	1,362	7	7	61	398
Presbyterian bodies:											
Presbyterian Church in the United States of America.....	24	4	2,600	4	9,000	22	20,299	17	18	107	1,122
Cumberland Presbyterian Church.....	17					13	1,531	8	8	45	285
Presbyterian Church in the United States.....	97	19	93,166	31	119,550	95	173,538	79	97	936	9,013
Protestant Episcopal Church.....	85	12	33,281	33	158,850	68	175,716	54	54	534	3,871
Roman Catholic Church.....	360	67	384,481	163	731,060	273	648,290	165	207	780	24,996
Salvation Army.....	3					3	9,672	2	2	13	49
Theosophical societies:											
Theosophical Society, American Section.....	3										
United Brethren bodies:											
Church of the United Brethren in Christ.....	4			4	5,000	4	6,275	4	4	34	395
Volunteers of America.....	2					1	7,642				
All other denominations.....	8	2	5,900	3	5,800	6	9,166	7	7	56	350

RELIGIOUS BODIES.

TABLE 62.—STATISTICS OF RELIGIOUS BODIES IN

DENOMINATION.	Total number of organizations.	MEMBERS.					PLACES OF WORSHIP.			VALUE OF CHURCH PROPERTY.	
		Number of organizations reporting.	Total number reported.	Sex.		Number of organizations reporting—	Number of church edifices reported.	Number of organizations reporting.	Value reported.		
				Male.	Female.					Church edifices.	Halls, etc.

MAINE.

All denominations.....	1,623	1,607	255,293	1,458	105,449	140,796	1,451	129	1,502	1,449	\$10,478,836
Adventist bodies:											
Advent Christian Church.....	57	57	2,575	52	978	1,435	53	1	53	53	138,420
Seventh-day Adventist Denomination.....	18	18	586	18	202	384	10	3	10	10	24,800
Life and Advent Union.....	3	3	37	2	13	17	1	2	1	1	600
Baptist bodies:											
Baptists—											
Northern Baptist Convention.....	399	397	32,537	355	9,670	19,335	388	4	395	386	1,907,742
Free Baptists.....	58	58	2,955	58	1,003	1,952	56	1	57	56	161,260
Free Will Baptists (Bullockites).....	10	10	154	10	66	88	5	4	5	5	2,950
Primitive Baptists.....	4	4	57	2	4	9	2
Christadelphians.....	2	2	13	2	7	6	2
Christian Church (American Christian Convention).....	24	24	1,561	23	610	981	23	1	23	21	89,800
Churches of Christ.....	6	6	153	6	48	105	3	3	3	3	4,750
Churches of the New Jerusalem:											
General Convention of the New Jerusalem in the United States of America.....	3	3	143	3	41	102	3	3	3	16,300
Communitistic societies:											
United Society of Believers (Shakers).....	2	2	84	2	15	69	2	2	1	2,000
Congregational Churches.....	264	264	21,641	255	6,240	15,169	252	10	274	250	2,163,200
Disciples of Christ.....	7	7	687	6	223	434	6	6	6	22,800
Eastern Orthodox Churches:											
Greek Orthodox Church (Hellenic).....	2	2	525	2	360	165	1	1	1	1	2,500
Evangelical Association.....	2	2	80	2	32	48	2	2	2	2,000
Friends:											
Society of Friends (Orthodox).....	26	26	1,518	25	661	845	25	25	26	57,600
Independent churches.....	18	17	651	16	213	388	12	6	13	11	34,500
Jewish congregations.....	6	6	565	6	375	190	4	2	4	4	29,200
Latter Day Saints:											
Reorganized Church of Jesus Christ of Latter Day Saints.....	11	11	980	11	385	595	6	4	7	7	17,625
Lutheran bodies:											
General Council of the Evangelical Lutheran Church in North America.....	4	4	274	3	89	125	4	4	4	32,800
Evangelical Lutheran Synodical Conference of America.....	2	2	155	2	60	95	2
Finnish Evangelical Lutheran Church of America, or Suomi Synod.....	2	2	51	2	24	27	2
United Danish Evangelical Lutheran Church in America.....	3	3	261	2	111	113	2	2	2	7,000
Methodist bodies:											
Methodist Episcopal Church.....	329	338	22,551	281	6,437	12,697	303	36	316	303	1,653,490
Pentecostal Church of the Nazarene.....	11	11	297	5	56	89	5	2	5	6	12,865
Presbyterian bodies:											
Presbyterian Church in the United States of America.....	2	2	320	2	120	200	2	3	2	31,000
Protestant Episcopal Church.....	63	63	5,628	56	1,725	3,603	55	4	55	55	781,051
Roman Catholic Church.....	155	146	148,530	143	72,533	75,822	134	15	136	136	2,192,800
Salvation Army.....	100	10	550	10	272	278	1	9	1	1	43,648
Spiritualists:											
Spiritualists (National Spiritualists' Association).....	13	13	1,084	11	357	587	2	10	3	4	6,535
Unitarians.....	19	18	2,488	17	834	1,254	17	1	17	17	349,500
Universalists.....	72	70	5,034	64	1,513	3,456	70	1	71	69	641,100
All other denominations.....	6	6	568	4	166	183	4	1	5	4	49,000

MARYLAND.

All denominations.....	2,955	2,936	602,587	2,428	221,373	297,457	2,792	87	2,867	2,767	\$29,162,381
Adventist bodies:											
Seventh-day Adventist Denomination.....	17	17	897	17	272	625	11	5	11	12	37,991
American Rescue Workers.....	2	2	100	2	48	52	1
Assemblies of God, General Council.....	4	4	170	4	75	95	2	1	2	2	5,500
Baptist bodies:											
Baptists—											
Northern Baptist Convention.....	2	2	180	2	83	97	2	2	2	12,000
Southern Baptist Convention.....	85	84	14,650	69	4,976	7,757	82	1	86	81	1,280,478
National Baptist Convention.....	88	88	29,405	88	11,291	18,114	80	7	80	79	577,950
Free Baptists.....	4	4	430	4	182	248	2	1	2	3	5,200
Primitive Baptists.....	9	9	201	7	40	108	7	7	7	8,350
Brethren, German Baptist (Dunkers):											
Church of the Brethren (Conservative Dunkers).....	36	36	5,397	35	2,134	3,068	34	2	64	35	175,650
Old Order German Baptist Brethren.....	2	2	165	2	60	105	2	2	2	2,050
The Brethren Church (Progressive Dunkers).....	5	5	976	5	337	639	5	5	5	37,200
Brethren, Plymouth:											
Brethren, Plymouth, I.....	2	2	85	2	38	47	2
Christadelphians.....	3	3	72	3	25	47	1
Church of God and Saints of Christ.....	3	3	82	3	31	51	1	1	1	1	300
Churches of God, General Assembly.....	2	2	128	2	43	85	2	2	2	1,300
Churches of God in North America, General Eldership of the..	27	27	1,797	27	758	1,039	26	1	26	27	50,300
Churches of the New Jerusalem:											
General Convention of the New Jerusalem in the United States of America.....	5	5	220	5	84	136	4	1	4	4	48,600
Congregational Churches.....	5	5	875	5	298	577	5	5	5	143,200
Disciples of Christ.....	42	41	5,719	31	1,937	3,046	33	1	33	31	278,175
Evangelical Association.....	6	6	520	6	224	296	6	6	6	65,000
Friends:											
Society of Friends (Orthodox).....	5	5	498	5	231	267	5	5	5	60,750
Religious Society of Friends (Hicksite).....	14	14	1,174	12	508	585	14	17	14	189,200

GENERAL TABLES.

EACH STATE, BY DENOMINATIONS: 1916—Continued.

DENOMINATION.	Total number of organizations.	DEBT ON CHURCH PROPERTY.		PARSONAGES.		EXPENDITURES FOR YEAR.		SUNDAY SCHOOLS CONDUCTED BY CHURCH ORGANIZATIONS.			
		Number of organizations reporting.	Amount of debt reported.	Number of organizations reporting.	Value of parsonages reported.	Number of organizations reporting.	Amount reported.	Number of organizations reporting.	Number of Sunday schools reported.	Number of officers and teachers.	Number of scholars.

MAINE.

All denominations.....	1,623	322	\$754,058	729	\$1,879,779	1,443	\$2,069,919	1,358	1,479	14,881	130,433
Adventist bodies:											
Advent Christian Church.....	57	10	9,890	4	7,500	52	31,190	43	43	361	2,288
Seventh-day Adventist Denomination.....	18	1	271			15	15,506	16	19	103	489
Life and Advent Union.....	3					1	30	1	1	3	25
Baptist bodies:											
Baptists—											
Northern Baptist Convention.....	399	29	37,020	188	382,900	356	376,352	342	371	3,908	32,447
Free Baptists.....	58	4	3,934	17	25,000	46	32,951	42	43	396	3,020
Free Will Baptists (Bullockites).....	10					2	175	1	1	3	12
Primitive Baptists.....	4										
Christadelphians.....	2					2	33	2	2	4	12
Christian Church (American Christian Convention).....	24	2	7,000	10	26,200	19	13,962	21	21	214	1,601
Churches of Christ.....	6					1	520	2	2	8	80
Churches of the New Jerusalem:											
General Convention of the New Jerusalem in the United States of America.....	3	1	1,000			3	4,120	3	3	19	68
Communitic societies:											
United Society of Believers (Shakers).....	2							2	2	5	40
Congregational Churches.....	264	125	63,686	125	301,359	246	355,383	240	255	2,675	20,168
Disciples of Christ.....	7			1	3,000	6	5,283	7	7	53	545
Eastern Orthodox Churches:											
Greek Orthodox Church (Hellenic).....	2	1	500			2	3,515	1	1	2	25
Evangelical Association.....	2			2	2,800	2	2,058	2	3	27	224
Friends:											
Society of Friends (Orthodox).....	26			1	1,500	21	9,263	19	19	142	987
Independent churches.....	18	1	450	3	6,500	14	8,258	12	14	113	782
Jewish congregations.....	6	4	11,500			5	5,049	3	3	6	165
Latter Day Saints:											
Reorganized Church of Jesus Christ of Latter Day Saints.....	11	2	925			7	1,454	9	12	103	641
Lutheran bodies:											
General Council of the Evangelical Lutheran Church in North America.....	4	2	3,030	1	3,000	4	3,875	4	4	16	128
Evangelical Lutheran Synodical Conference of America.....	2					2	830	1	1	1	20
Finnish Evangelical Lutheran Church of America, or Suomi Synod.....	2					1	60	2	3	9	54
United Danish Evangelical Lutheran Church in America.....	3	1	2,000	2	5,000	2	3,796	3	3	23	156
Methodist bodies:											
Methodist Episcopal Church.....	339	55	51,300	234	396,500	325	333,095	328	372	3,834	37,720
Pentecostal Church of the Nazarene.....	11	1	2,000	1	3,500	4	4,132	9	10	74	383
Presbyterian bodies:											
Presbyterian Church in the United States of America.....	2	1	2,725	1	3,000	2	4,112	2	3	18	169
Protestant Episcopal Church.....	63	2	875	33	169,120	59	93,798	47	47	278	2,561
Roman Catholic Church.....	155	63	497,723	84	466,700	136	604,160	113	130	1,683	20,097
Salvation Army.....	10	1	18,000			10	22,450	9	9	38	303
Spiritualists:											
Spiritualists (National Spiritualists' Association).....	13	1	1,000			9	3,812	2	2	4	50
Unitarians.....	19	2	5,100	11	54,000	13	46,310	15	15	149	915
Universalists.....	72	11	28,679	10	22,200	67	80,318	52	52	568	3,878
All other denominations.....	6	2	5,650	1	3,000	4	4,069	5	6	41	290

MARYLAND.

All denominations.....	2,955	815	\$2,628,920	1,135	\$3,872,368	2,836	\$5,116,089	2,674	2,797	34,193	329,626
Adventist bodies:											
Seventh-day Adventist Denomination.....	17	7	13,400			16	24,491	16	19	143	984
American Rescue Workers.....	2					1	3,020	1	1	5	30
Assemblies of God, General Council.....	4	2	2,200			3	1,928	3	3	21	138
Baptist bodies:											
Baptists—											
Northern Baptist Convention.....	2	1	100	1	1,800	1	950	1	1	16	110
Southern Baptist Convention.....	85	28	98,429	23	60,450	82	234,703	81	90	1,424	13,747
National Baptist Convention.....	88	42	71,198	23	1,500	88	91,861	83	83	776	7,933
Free Baptists.....	4	2	1,832	1	1,600	4	966	4	4	25	161
Primitive Baptists.....	9					5	925				
Brethren, German Baptist (Dunkers):											
Church of the Brethren (Conservative Dunkers).....	36	5	4,962	1	1,000	35	22,820	33	57	579	5,482
Old Order German Baptist Brethren.....	2					2	245				
The Brethren Church (Progressive Dunkers).....	5	1	12,000	1	2,000	5	7,587	4	5	61	605
Brethren, Plymouth:											
Brethren, Plymouth, I.....	2					2	1,257	2	2	16	208
Brethren, Plymouth, II.....	3					2	260	1	1	1	8
Christadelphians.....	3					1	144	2	2	13	73
Church of God and Saints of Christ.....	3					1	500	2	2	13	90
Churches of God, General Assembly.....	2					1	500	2	2	13	90
Churches of God in North America, General Eldership of the.....	27	3	4,200	3	3,900	27	7,853	23	23	270	2,283
Churches of God in North America, General Eldership of the.....											
General Convention of the New Jerusalem in the United States of America.....	5	1	800	1	1,000	4	2,875	3	3	23	85
Congregational Churches.....	5	3	6,200	1	1,500	5	12,620	5	5	69	749
Disciples of Christ.....	42	10	24,265	4	16,400	33	49,174	39	39	453	4,507
Evangelical Association.....	6	5	30,177	2	5,000	6	10,293	6	6	94	846
Friends:											
Society of Friends (Orthodox).....	5					5	4,670	4	4	24	141
Religious Society of Friends (Hicksite).....	14					13	9,804	6	8	41	257

RELIGIOUS BODIES.

TABLE 62.—STATISTICS OF RELIGIOUS BODIES IN

DENOMINATION.	MEMBERS.						PLACES OF WORSHIP.			VALUE OF CHURCH PROPERTY.	
	Total number of organizations.	Number of organizations reporting.	Total number reported.	Sex.		Number of organizations reporting—		Number of church edifices reported.	Number of organizations reporting.	Value reported.	
				Number of organizations reporting.	Male.	Female.	Church edifices.				Halls, etc.
MARYLAND—Continued.											
German Evangelical Synod of North America.....	14	13	4,790	10	1,108	1,737	14	14	14	\$253,000	
Independent churches.....	8	7	1,678	7	709	969	8	9	8	126,400	
International Apostolic Holiness Church.....	11	11	440	11	201	239	10	10	9	20,600	
Jewish congregations.....	30	29	12,056	15	4,894	3,687	16	11	16	827,000	
Latter Day Saints:											
Church of Jesus Christ of Latter Day Saints.....	2	2	125	2	56	60	1	1	1	1,200	
Reorganized Church of Jesus Christ of Latter Day Saints...	2	2	138	2	54	84	1	1	1	2,250	
Lutheran bodies:											
General Synod of the Evangelical Lutheran Church in the United States of America.....	126	126	33,555	110	11,530	15,763	125	1	128	2,036,150	
Evangelical Lutheran Synodical Conference of America.....	28	28	4,792	27	1,995	2,715	24	3	25	308,181	
Evangelical Lutheran Joint Synod of Ohio and Other States.....	28	28	4,198	24	1,170	1,522	26	1	27	170,680	
Mennonite bodies:											
Mennonite Church.....	8	8	696	8	314	382	8	8	8	13,935	
Conservative Amish Mennonite Church.....	3	3	120	3	54	66	3	3	3	2,750	
Methodist bodies:											
Methodist Episcopal Church.....	977	973	112,853	676	32,973	49,489	963	11	974	6,012,004	
Methodist Protestant Church.....	189	189	22,174	189	8,742	13,432	188	1	188	1,329,210	
Methodist Episcopal Church, South.....	155	155	15,751	152	6,040	9,361	151	1	153	812,350	
Free Methodist Church of North America.....	7	7	199	7	77	122	7	7	7	46,250	
African Methodist Episcopal Church.....	107	107	10,509	103	3,480	5,586	107	110	107	593,730	
African Methodist Episcopal Zion Church.....	26	26	2,519	26	816	1,703	23	3	23	83,050	
Colored Methodist Protestant Church.....	12	12	1,147	10	521	543	10	2	10	26,075	
Union American Methodist Episcopal Church.....	10	10	416	10	149	267	9	1	9	12,175	
African Union Methodist Protestant Church.....	21	21	510	21	185	325	20	20	18	28,550	
Colored Methodist Episcopal Church.....	4	4	348	4	125	223	4	4	4	12,100	
African American Methodist Episcopal Church.....	2	2	125	2	50	75	2	2	2	135	
Moravian bodies:											
Moravian Church (Unitas Fratrum).....	2	2	221	2	105	116	2	2	2	2,000	
Pentecostal Church of the Nazarene.....	8	8	217	6	78	105	6	2	6	4,800	
Presbyterian bodies:											
Presbyterian Church in the United States of America.....	99	99	19,603	97	7,393	12,026	99	100	98	2,107,989	
United Presbyterian Church of North America.....	2	2	368	2	148	220	2	2	2	60,000	
Presbyterian Church in the United States.....	13	13	1,580	11	575	868	13	14	13	213,500	
Protestant Episcopal Church.....	276	270	38,469	197	11,586	18,493	253	1	255	4,094,950	
Reformed bodies:											
Reformed Church in the United States.....	79	79	15,801	77	6,158	9,015	78	82	78	1,075,353	
Reformed Episcopal Church.....	4	4	485	4	175	310	4	4	4	62,500	
Roman Catholic Church.....	225	221	219,530	187	90,812	104,287	206	2	214	5,129,624	
Salvation Army.....	8	8	274	8	132	142	1	7	1	6,421	
Spiritualists:											
Spiritualists (National Spiritualists' Association).....	2	2	77	2	28	49	1	1	1	6,900	
Theosophical societies:											
Theosophical Society, American Section.....	2	2	36					2			
United Brethren bodies:											
Church of the United Brethren in Christ.....	59	59	8,237	44	2,919	4,054	55	2	55	349,925	
Church of the United Brethren in Christ (Old Constitution).....	3	3	191	3	65	126	3	3	3	6,600	
United Evangelical Church.....	19	19	2,155	18	787	1,281	18	1	18	133,750	
Volunteers of America.....	2	2	179	2	178	1	1	1	1	1,000	
All other denominations.....	14	14	2,284	13	1,316	921	9	5	9	210,100	

MASSACHUSETTS.

All denominations.....	3,207	3,157	1,977,482	2,759	700,750	869,383	2,837	256	2,937	2,845	\$89,893,220
Adventist bodies:											
Advent Christian Church.....	33	33	2,780	32	953	1,543	31	2	31	31	213,500
Seventh-day Adventist Denomination.....	37	37	1,655	37	508	1,147	10	13	10	11	39,775
Life and Advent Union.....	2	2	92	2	46	46	1	1	1	1	1,000
Armenian Church.....	11	11	9,285	11	6,227	3,058	2	5	2	2	22,000
Bahais.....	5	5	172	5	69	103		5			
Baptist bodies:											
Baptists—											
Northern Baptist Convention.....	350	350	86,551	323	27,933	50,267	343	4	356	343	9,478,701
National Baptist Convention.....	4	4	1,474	4	598	876	2	1	2	2	43,500
Free Baptists.....	7	7	1,465	7	485	980	7		7	7	111,900
Brethren, Plymouth:											
Brethren, Plymouth, I.....	6	6	127	6	47	80		6			
Brethren, Plymouth, II.....	9	9	576	9	209	367	2	7	2	2	5,500
Brethren, Plymouth, IV.....	2	2	79	2	28	51		2			
Brethren, Plymouth, V.....	3	3	38	3	15	23		3			
Christadelphians.....	13	13	395	13	170	225		11		3	575
Christian and Missionary Alliance.....	5	5	247	5	74	173	5		5	5	12,100
Christian Church (American Christian Convention).....	25	24	1,846	24	560	1,286	25		25	25	236,500
Church of God and Saints of Christ.....	2	2	76	2	37	39	1		1	1	2,800
Churches of the New Jerusalem:											
General Convention of the New Jerusalem in the United States of America.....	15	15	1,378	15	418	960	14	1	14	14	314,760
Communistic societies:											
United Society of Believers (Shakers).....	2	2	56	2	9	47	2		2	1	6,000
Congregational Churches.....	609	609	133,509	604	43,342	89,434	596	8	653	596	19,189,313
Disciples of Christ.....	8	8	1,264	7	385	680	8		8	7	133,000
Eastern Orthodox Churches:											
Greek Orthodox Church (Hellenic).....	13	13	19,882	11	5,349	1,733	5	7	5	8	92,900
Russian Orthodox Church.....	8	8	3,983	8	2,630	1,353	7	1	7	8	72,635
Syrian Orthodox Church.....	4	4	3,930	3	1,617	1,263	4		4	4	28,574

GENERAL TABLES.

EACH STATE, BY DENOMINATIONS: 1916—Continued.

DENOMINATION.	Total number of organizations.	DEBT ON CHURCH PROPERTY.		PARSONAGES.		EXPENDITURES FOR YEAR.		SUNDAY SCHOOLS CONDUCTED BY CHURCH ORGANIZATIONS.			
		Number of organizations reporting.	Amount of debt reported.	Number of organizations reporting.	Value of parsonages reported.	Number of organizations reporting.	Amount reported.	Number of organizations reporting.	Number of Sunday schools reported.	Number of officers and teachers.	Number of scholars.

MARYLAND—Continued.

German Evangelical Synod of North America.....	14	6	\$11,720	9	\$38,500	14	\$38,964	13	13	285	3,400
Independent churches.....	8	1	5,000	4	7,250	7	15,525	8	8	126	1,237
International Apostolic Holiness Church.....	11	3	4,949	2	2,100	9	6,187	10	10	89	561
Jewish congregations.....	30	10	64,200	1	5,000	28	77,932	10	11	54	1,049
Latter Day Saints:											
Church of Jesus Christ of Latter Day Saints.....	2					2	300	2	2	15	61
Reorganized Church of Jesus Christ of Latter Day Saints.....	2					1	265	2	2	27	96
Lutheran bodies:											
General Synod of the Evangelical Lutheran Church in the United States of America.....	126	33	185,865	53	248,950	125	300,555	124	129	2,635	26,324
Evangelical Lutheran Synodical Conference of America.....	28	15	62,997	15	49,757	26	49,835	21	25	328	2,516
Evangelical Lutheran Joint Synod of Ohio and Other States.....	28	12	26,646	11	24,550	26	26,704	28	29	318	3,640
Mennonite bodies:											
Mennonite Church.....	8					8	2,418	6	6	45	352
Conservative Amish Mennonite Church.....	3					3	385	3	3	18	188
Methodist bodies:											
Methodist Episcopal Church.....	977	291	499,312	381	940,664	976	1,096,990	955	971	12,931	114,157
Methodist Protestant Church.....	189	36	117,541	81	241,015	189	281,378	178	178	2,451	21,567
Methodist Episcopal Church, South.....	155	15	19,904	52	145,150	151	153,533	146	160	1,721	15,754
Free Methodist Church of North America.....	7					6	2,586	6	6	49	445
African Methodist Episcopal Church.....	107	65	140,984	44	72,500	107	109,377	103	108	1,018	8,145
African Methodist Episcopal Zion Church.....	26	9	11,534	4	12,200	26	17,710	23	23	180	1,416
Colored Methodist Protestant Church.....	12	6	2,915	1	300	9	4,263	12	7	79	529
Union American Methodist Episcopal Church.....	10	1	3,000			10	3,201	7	7	32	170
African Union Methodist Protestant Church.....	21	7	2,059	4	4,850	18	10,514	16	16	79	458
Colored Methodist Episcopal Church.....	4	3	2,300			4	2,838	4	4	35	289
African American Methodist Episcopal Church.....	2					2	920	1	1	3	25
Moravian bodies:											
Moravian Church (Unitas Fratrum).....	2			1	1,000	2	572	1	1	13	76
Pentecostal Church of the Nazarene.....	8	2	140	2	1,800	8	3,251	6	7	47	190
Presbyterian bodies:											
Presbyterian Church in the United States of America.....	99	43	92,620	57	285,000	97	394,976	96	105	1,646	15,027
United Presbyterian Church of North America.....	2					2	8,009	2	2	35	436
Presbyterian Church in the United States.....	13	1	500	10	54,500	12	44,283	12	15	141	1,192
Protestant Episcopal Church.....	276	43	269,655	171	590,858	268	676,704	215	216	1,775	15,434
Reformed bodies:											
Reformed Church in the United States.....	79	14	96,200	40	159,900	79	184,013	75	76	1,326	12,734
Reformed Episcopal Church.....	4	3	14,500	1	4,500	4	12,029	4	4	83	510
Roman Catholic Church.....	225	63	635,397	115	779,028	176	953,908	175	207	1,202	28,616
Salvation Army.....	8	1	4,750			7	13,054	8	8	50	488
Spiritualists:											
Spiritualists (National Spiritualists' Association).....	2					1	1,567				
Theosophical societies:											
Theosophical Society, American Section.....	2										
United Brethren bodies:											
Church of the United Brethren in Christ.....	59	10	35,072	22	67,750	59	73,904	55	56	867	10,456
Church of the United Brethren in Christ (Old Constitution).....	3			1	2,000	3	1,112	1	1	22	130
United Evangelical Church.....	19	9	20,225	10	23,100	19	29,765	19	19	337	2,992
Volunteers of America.....	2					1	4,500				
All other denominations.....	14	3	29,172	3	14,000	10	23,116	8	8	64	576

MASSACHUSETTS.

All denominations.....	3,207	912	\$7,188,653	1,545	\$9,950,857	2,962	\$14,984,534	2,818	3,015	53,047	555,236
Adventist bodies:											
Advent Christian Church.....	33	8	28,790	3	10,500	33	43,491	32	32	375	2,045
Seventh-day Adventist Denomination.....	37	4	4,100			33	41,680	32	34	321	1,675
Life and Advent Union.....	2					2	450	2	2	9	60
Armenian Church.....	11	2	7,500			10	6,894				
Bahais.....	5										
Baptist bodies:											
Baptists—											
Northern Baptist Convention.....	350	93	719,648	141	460,970	347	1,436,643	337	365	7,611	79,995
National Baptist Convention.....	4	1	4,300			2	7,375	2	2	16	134
Free Baptists.....	7	2	6,750	2	3,800	7	20,047	7	7	157	1,391
Brethren, Plymouth:											
Brethren, Plymouth, I.....	6					5	1,567	4	4	12	121
Brethren, Plymouth, II.....	9	2	2,100			9	7,862	9	12	77	609
Brethren, Plymouth, IV.....	2					1	818	1	1	2	37
Brethren, Plymouth, V.....	3					3	415	1	1	1	8
Christadelphians	13					11	3,514	9	9	37	284
Christian and Missionary Alliance.....	5	2	1,300	1	2,000	5	8,579	5	5	46	256
Christian Church (American Christian Convention).....	25	3	3,000	9	23,700	22	27,287	22	22	290	1,937
Church of God and Saints of Christ.....	2	1	2,600			1	369	2	2	6	25
Churches of the New Jerusalem:											
General Convention of the New Jerusalem in the United States of America.....	15	2	9,800	4	15,500	14	69,798	12	12	94	718
Communitic societies:											
United Society of Believers (Shakers).....	2					1	100	1	1	1	7
Congregational Churches	609	115	561,393	357	1,636,485	605	2,803,466	596	637	12,747	108,854
Disciples of Christ	8	6	18,290	1	1,200	7	14,986	8	8	141	1,259
Eastern Orthodox Churches:											
Greek Orthodox Church (Hellenic).....	13	3	32,273			10	25,707	2	2	7	270
Russian Orthodox Church.....	8	6	26,986	3	12,500	8	19,393	3	4	4	107
Syrian Orthodox Church.....	4	3	9,200			4	4,180	1	1	4	100

RELIGIOUS BODIES.

TABLE 62.—STATISTICS OF RELIGIOUS BODIES IN

DENOMINATION.	Total number of organizations.	MEMBERS.					PLACES OF WORSHIP.			VALUE OF CHURCH PROPERTY.	
		Number of organizations reporting.	Total number reported.	Sex.		Number of organizations reporting—	Number of church edifices reported.	Church edifices.	Halls, etc.	Number of organizations reporting.	Value reported.
				Male.	Female.						

MASSACHUSETTS—Continued.

Evangelical Association.....	11	11	602	11	192	410	10	10	10	\$78,430
Friends:										
Society of Friends (Orthodox).....	21	21	1,386	21	577	809	20	20	20	195,617
Orthodox Conservative Friends (Wilburite).....	3	3	38	3	16	22	2	2	2	2,700
Independent churches:										
Jacobite Church (Assyrian).....	41	37	3,165	35	1,186	1,819	34	5	34	341,062
Jewish congregations.....	6	6	291	6	177	114	6	6	6	764,700
Latter Day Saints:										
Church of Jesus Christ of Latter Day Saints.....	136	99	38,867	42	9,159	6,937	35	67	36	130
Reorganized Church of Jesus Christ of Latter Day Saints.....	3	3	272	3	124	148	2	1	2	26,100
Lithuanian National Catholic Church.....	8	8	702	8	270	432	6	2	6	48,000
Lutheran bodies:										
General Council of the Evangelical Lutheran Church in North America.....	2	2	3,786	2	2,524	1,262	2	2	2	471,087
Evangelical Lutheran Synodical Conference of America.....	37	37	8,209	27	3,257	3,700	31	4	31	203,460
Norwegian Lutheran Church of America—Synod for the Norwegian Evangelical Lutheran Church of America.....	18	17	4,971	14	1,877	2,537	14	1	16	33,500
Danish Evangelical Lutheran Church in America.....	3	3	501	3	221	280	2	1	2	496
Immanuel Synod of the Evangelical Lutheran Church in North America.....	2	2	90	2	49	41	1	1	1	19,000
Finnish Evangelical Lutheran Church of America, or Suomi Synod.....	2	2	502	2	222	280	2	2	2	69,800
United Danish Evangelical Lutheran Church in America.....	6	6	1,059	6	481	578	6	7	6	11,000
Finnish Evangelical Lutheran National Church.....	2	2	111	2	49	62	1	1	1	3,000
Finnish Evangelical Lutheran National Church.....	2	2	264	2	126	138	1	1	1	7,372,459
Methodist bodies:										
Methodist Episcopal Church.....	396	396	75,965	360	25,411	44,860	392	3	393	280,000
Primitive Methodist Church in the United States of America.....	11	11	1,599	11	604	995	11	11	11	176,900
Free Methodist Church of North America.....	2	2	29	2	16	13	1	1	1	136,800
African Methodist Episcopal Church.....	15	15	1,581	15	574	1,007	13	2	13	136,800
African Methodist Episcopal Zion Church.....	10	10	1,527	9	490	992	8	1	9	23,000
Old Catholic Churches in America:										
Old Roman Catholic Church.....	5	5	1,150	5	495	655	4	1	4	132,175
Pentecostal Church of the Nazarene.....	20	20	1,319	12	252	472	15	1	15	67,000
Polish National Catholic Church of America.....	4	4	1,334	3	600	624	4	5	4	756,350
Presbyterian bodies:										
Presbyterian Church in the United States of America.....	24	24	7,326	24	2,933	4,393	23	23	23	285,000
United Presbyterian Church of North America.....	12	12	2,993	11	998	1,545	11	11	11	48,000
Synod of the Reformed Presbyterian Church of North America.....	3	3	242	3	92	150	2	1	2	9,616,175
Protestant Episcopal Church.....	256	254	75,217	177	19,584	30,695	242	6	250	47,000
Reformed bodies:										
Reformed Church in the United States.....	2	2	271	2	95	176	2	2	2	27,686,437
Roman Catholic Church.....	603	599	1,410,208	472	519,486	578,845	575	14	586	221,407
Salvation Army.....	45	45	3,002	45	1,378	1,624	15	30	15	44,361
Spiritualists:										
Spiritualists (National Spiritualists' Association).....	24	23	1,510	23	542	968	5	16	5	8,119,288
Theosophical societies:										
Theosophical Society, American Section.....	7	7	232	7	232	232	7	7	7	2,502,503
Unitarians.....	179	179	41,587	152	10,346	16,726	176	1	178	105,250
Universalists.....	99	99	13,203	97	3,879	8,636	99	100	98	
Volunteers of America.....	3	3	154	3	127	27	2	2	2	
All other denominations.....	11	11	1,357	9	632	677	6	3	7	

MICHIGAN.

All denominations.....	5,529	5,518	1,181,431	4,918	444,388	533,960	4,915	379	5,023	4,892	\$45,756,864
Adventist bodies:											
Advent Christian Church.....	12	12	325	10	99	171	9	1	9	9	28,500
Seventh-day Adventist Denomination.....	180	180	6,266	180	2,156	4,110	115	35	116	118	232,910
Church of God (Adventist).....	3	3	153	3	60	93	2	1	2	2	2,700
Churches of God in Christ Jesus.....	8	8	338	8	110	228	5	1	5	5	11,500
Armenian Church.....	5	5	5,000	5	5	5	5	5	5	5	
Bahais.....	5	5	58	5	21	37	5	5	5	5	
Baptist bodies:											
Baptists—											
Northern Baptist Convention.....	399	399	49,766	357	16,815	29,185	389	3	408	388	3,712,216
National Baptist Convention.....	18	18	1,229	18	512	717	18	18	18	13	45,700
Brethren, German Baptist (Dunkers):											
Church of the Brethren (Conservative Dunkers).....	27	27	1,421	26	619	772	25	27	25	25	51,700
Old Order German Baptist Brethren.....	4	4	90	4	45	45	4	4	4	4	3,400
The Brethren Church (Progressive Dunkers).....	5	5	248	5	79	169	5	5	5	5	10,300
Brethren, Plymouth:											
Brethren, Plymouth, I.....	7	7	300	7	128	172	1	6	1	1	2,500
Brethren, Plymouth, II.....	7	7	434	7	171	263	1	6	1	1	1,000
Brethren, Plymouth, IV.....	2	2	46	2	20	26	2	2	2	2	
Brethren, Plymouth, V.....	3	3	29	3	13	16	3	3	3	3	
Brethren, Plymouth, VI.....	2	2	39	2	15	24	2	2	2	2	
Brethren, River:											
Brethren in Christ.....	3	3	77	3	35	42	3	3	3	3	3,000
Christadelphians.....	5	5	45	5	21	24	5	5	5	5	
Christian Church (American Christian Convention).....	16	16	1,023	15	378	611	14	14	14	14	40,150
Churches of Christ.....	17	17	1,398	17	533	865	10	7	10	10	72,900
Churches of God in North America, General Eldership of the.....	10	10	282	10	116	166	9	1	9	8	14,300

GENERAL TABLES.

EACH STATE, BY DENOMINATIONS: 1916—Continued.

DENOMINATION.	Total number of organizations.	DEBT ON CHURCH PROPERTY.		PARSONAGES.		EXPENDITURES FOR YEAR.		SUNDAY SCHOOLS CONDUCTED BY CHURCH ORGANIZATIONS.			
		Number of organizations reporting.	Amount of debt reported.	Number of organizations reporting.	Value of parsonages reported.	Number of organizations reporting.	Amount reported.	Number of organizations reporting.	Number of Sunday schools reported.	Number of officers and teachers.	Number of scholars.

MASSACHUSETTS—Continued.

Evangelical Association	11	10	\$41,089	1	\$4,000	11	\$16,795	11	11	118	826
Friends:											
Society of Friends (Orthodox)	21			2	1,700	19	33,491	17	17	170	1,217
Orthodox Conservative Friends (Wilburite)	3										
Independent churches	41	8	21,965	3	8,000	39	44,528	35	37	392	2,881
Jacobite Church (Assyrian)	6										
Jewish congregations	136	31	256,300			92	153,062	27	37	193	3,260
Latter Day Saints:											
Church of Jesus Christ of Latter Day Saints	3					3	360	3	3	20	196
Reorganized Church of Jesus Christ of Latter Day Saints	8	3	3,236			8	3,493	8	8	133	553
Lithuanian National Catholic Church	2	2	34,300			2	10,550	1	1	2	140
Lutheran bodies:											
General Council of the Evangelical Lutheran Church in North America	37	23	116,442	10	40,407	37	83,129	35	39	545	4,054
Evangelical Lutheran Synodical Conference of America	18	12	33,624	9	45,540	16	39,985	16	17	226	1,738
Norwegian Lutheran Church of America—Synod for the Norwegian Evangelical Lutheran Church of America	3	1	8,000			3	15,446	3	3	32	224
Danish Evangelical Lutheran Church in America	2					2	955				
Immanuel Synod of the Evangelical Lutheran Church in North America	2			1	4,000	2	2,240	2	2	24	129
Finnish Evangelical Lutheran Church of America, or Suomi Synod	6	5	17,300			6	6,705	6	12	103	767
United Danish Evangelical Lutheran Church in America	2	1	4,000			2	2,764	2	2	11	55
Finnish Evangelical Lutheran National Church	2					2	1,010	2	2	11	121
Methodist bodies:											
Methodist Episcopal Church	396	89	379,318	280	1,094,405	396	1,335,436	385	396	8,267	82,574
Primitive Methodist Church in the United States of America	11	8	24,000	7	32,000	11	24,894	11	12	244	2,643
Free Methodist Church of North America	2					2	1,886	2	2	9	63
African Methodist Episcopal Church	15	8	16,590	5	20,500	15	26,841	14	14	145	1,085
African Methodist Episcopal Zion Church	10	5	38,115	1	2,600	9	19,385	8	8	87	1,089
Old Catholic Churches in America:											
Old Roman Catholic Church	5	4	15,860	1	4,000	4	3,100	4	4	13	280
Pentecostal Church of the Nazarene	20	10	27,400	5	12,300	12	22,879	19	19	240	1,342
Polish National Catholic Church of America	4	4	19,500	3	15,000	4	8,540	3	3	3	240
Presbyterian bodies:											
Presbyterian Church in the United States of America	24	11	72,250	11	22,000	24	114,599	23	24	475	5,423
United Presbyterian Church of North America	12	6	46,800	1	3,000	12	43,984	12	12	254	1,977
Synod of the Reformed Presbyterian Church of North America	3	2	15,400			3	6,603	3	3	27	185
Protestant Episcopal Church	256	45	146,985	142	1,050,010	254	1,627,320	245	253	3,757	29,808
Reformed bodies:											
Reformed Church in the United States	2	1	1,100	1	3,500	2	4,435	2	2	23	174
Roman Catholic Church	603	281	3,921,931	450	4,846,828	493	5,567,935	534	607	12,152	190,092
Salvation Army	45	14	116,200			45	115,278	38	38	271	1,810
Spiritualists:											
Spiritualists (National Spiritualists' Association)	24	5	12,225			21	20,835	10	11	99	554
Theosophical societies:											
Theosophical Society, American Section	7										
Unitarians	179	37	190,130	68	456,312	163	737,959	155	157	1,594	10,146
Universalists	99	29	139,013	22	112,100	98	316,176	89	89	1,407	9,230
Volunteers of America	3					2	4,875				
All other denominations	11	4	31,550	1	6,900	8	22,440	5	7	43	473

MICHIGAN.

All denominations	5,529	1,189	\$4,325,849	2,441	\$7,364,418	5,115	\$10,573,183	4,640	4,951	54,128	555,007
Adventist bodies:											
Advent Christian Church	12	1	7,000	2	1,900	6	3,939	8	8	50	347
Seventh-day Adventist Denomination	180	19	12,990	1	400	153	180,161	153	163	1,272	6,281
Church of God (Adventist)	3					2	350				
Churches of God in Christ Jesus	8	2	515			7	891	4	4	32	277
Armenian Church	5					4	1,259				
Bahais	5					2	75	1	1	3	15
Baptist bodies:											
Baptists—											
Northern Baptist Convention	399	64	235,618	210	420,225	381	729,887	379	422	5,582	49,233
National Baptist Convention	18	4	5,028	3	3,700	18	12,319	18	18	135	726
Brethren, German Baptist (Dunkers):											
Church of the Brethren (Conservative Dunkers)	27	5	665			23	7,614	24	27	254	1,872
Old Order German Baptist Brethren	4					3	235				
The Brethren Church (Progressive Dunkers)	5					5	2,125	5	5	48	280
Brethren, Plymouth:											
Brethren, Plymouth, I	7					6	4,136	4	6	38	469
Brethren, Plymouth, II	7					6	3,965	4	4	9	97
Brethren, Plymouth, IV	2					1	473				
Brethren, Plymouth, V	3							2	2	3	23
Brethren, Plymouth, VI	2					2	472	1	1	3	23
Brethren, River:											
Brethren in Christ	3			1	800	3	639	3	3	21	141
Christadelphians	5					1	90	4	4	5	26
Christian Church (American Christian Convention)	18			3	7,000	13	6,235	16	16	131	1,216
Churches of Christ	17	3	1,325			13	12,491	12	12	97	973
Churches of God in North America, General Eldership of the	10	1	650	1	500	9	3,317	10	12	95	636

TABLE 62.—STATISTICS OF RELIGIOUS BODIES IN

DENOMINATION.	MEMBERS.						PLACES OF WORSHIP.			VALUE OF CHURCH PROPERTY.	
	Total number of organizations.	Number of organizations reporting.	Total number reported.	Sex.		Number of organizations reporting—		Number of church edifices reported.	Number of organizations reporting.	Value reported.	
				Male.	Female.	Church edifices.	Halls, etc.				
MICHIGAN—Continued.											
Churches of the New Jerusalem:											
General Convention of the New Jerusalem in the United States of America.....	3	3	192	3	63	129	2	2	2	\$25,000	
Congregational Churches.....	286	286	35,597	284	12,155	23,398	285	1	295	2,972,202	
Disciples of Christ.....	121	120	12,740	89	4,266	6,695	87	3	87	582,550	
Eastern Orthodox Churches:											
Russian Orthodox Church.....	6	6	5,509	6	3,876	1,633	6	6	6	41,250	
Syrian Orthodox Church.....	2	2	700	2	390	310	2	2	2	8,500	
Evangelical Association.....	137	137	9,599	137	3,943	5,656	132	1	133	571,574	
Evangelistic associations:											
Apostolic Christian Church.....	2	2	87	2	35	52	1	1	1	3,500	
Church of Daniel's Band.....	6	6	393	6	167	226	4	2	5	7,800	
Church of God as Organized by Christ.....	4	4	66	4	30	36	1	1	1	400	
Missionary Church Association.....	2	2	86	2	39	47	2	2	2	5,000	
Friends:											
Society of Friends (Orthodox).....	16	16	1,006	15	419	578	12	3	12	18,400	
German Evangelical Synod of North America.....	76	76	22,483	67	8,211	9,068	69	3	69	829,700	
Independent churches.....	24	24	3,046	22	1,220	1,696	18	6	19	194,500	
International Apostolic Holiness Church.....	16	16	619	16	274	345	12	3	12	22,900	
Jewish congregations.....	17	17	5,383	17	3,047	2,336	15	2	15	456,600	
Latter Day Saints:											
Church of Jesus Christ of Latter Day Saints.....	5	5	711	5	305	406	1	4	1	1,200	
Reorganized Church of Jesus Christ of Latter Day Saints.....	93	93	7,487	92	3,103	4,359	51	32	52	97,345	
Lutheran bodies:											
General Synod of the Evangelical Lutheran Church in the United States of America.....	14	14	3,605	13	1,273	1,988	14	15	243,700	
General Council of the Evangelical Lutheran Church in North America.....	79	79	11,823	57	4,020	4,834	76	76	479,173	
Evangelical Lutheran Synodical Conference of America.....	261	261	67,001	230	27,806	29,919	236	3	250	1,720,550	
Norwegian Lutheran Church of America—											
Synod for the Norwegian Evangelical Lutheran Church of America.....	13	13	1,077	12	496	542	10	1	10	22,800	
United Norwegian Lutheran Church in America.....	18	18	1,958	16	834	899	16	16	44,000	
Evangelical Lutheran Joint Synod of Ohio and Other States.....	35	35	13,031	30	3,669	4,210	35	35	352,200	
Lutheran Synod of Buffalo.....	5	5	642	5	306	336	5	6	29,020	
Evangelical Lutheran Synod of Iowa and Other States.....	49	49	6,607	44	2,822	2,915	45	1	45	225,400	
Danish Evangelical Lutheran Church in America.....	11	11	1,381	11	623	758	11	12	34,713	
Finnish Evangelical Lutheran Church of America, or Suomi Synod.....	53	53	9,753	53	4,919	4,834	35	12	35	145,085	
Lutheran Free Church (Norwegian).....	8	8	1,015	8	493	522	6	2	6	44,600	
United Danish Evangelical Lutheran Church in America.....	7	7	453	7	224	229	6	6	11,850	
Finnish Evangelical Lutheran National Church.....	10	10	1,933	10	955	978	10	10	44,566	
Apostolic Lutheran Church (Finnish).....	12	12	2,293	12	1,119	1,174	7	2	7	12,367	
Evangelical Lutheran Jehovah Conference.....	5	5	531	5	242	289	5	6	12,800	
Mennonite bodies:											
Mennonite Church.....	8	8	509	8	248	261	5	2	5	7,440	
Old Order Amish Mennonite Church.....	6	6	225	6	109	116	6	6	44,600	
Church of God in Christ (Mennonite).....	2	2	132	2	62	70	1	1	1	2,000	
Reformed Mennonite Church.....	2	2	108	2	40	68	2	2	4,000	
Mennonite Brethren in Christ.....	34	34	1,171	33	456	691	29	3	29	49,410	
Mennonite Brethren Church of North America.....	2	2	44	2	23	21	2	
Methodist bodies:											
Methodist Episcopal Church.....	1,279	1,279	144,094	1,083	48,665	80,450	1,199	79	1,214	1,198	8,933,284
Methodist Protestant Church.....	134	134	5,797	134	2,278	3,519	126	8	126	129	351,050
Wesleyan Methodist Connection of America.....	72	72	2,411	66	841	1,383	62	8	62	62	103,750
Free Methodist Church of North America.....	254	252	5,554	239	1,816	3,516	216	20	217	215	325,800
African Methodist Episcopal Church.....	28	28	4,964	28	1,838	3,126	28	28	27	248,750
African Methodist Episcopal Zion Church.....	6	6	515	6	183	332	4	2	4	4	11,700
Moravian bodies:											
Moravian Church (Unitas Fratrum).....	2	2	363	2	183	180	2	2	2	12,000
New Apostolic Church.....	2	2	110	2	47	63	2	1	110
Nonsectarian Churches of Bible Faith.....	3	3	23	3	11	12	1
Pentecostal Church of the Nazarene.....	18	18	746	18	274	472	12	2	12	12	22,500
Presbyterian bodies:											
Presbyterian Church in the United States of America.....	257	256	48,989	207	16,953	28,379	251	4	256	242	4,956,010
United Presbyterian Church of North America.....	10	10	1,093	10	463	630	10	10	10	84,200
Synod of the Reformed Presbyterian Church of North America.....	2	2	123	2	56	67	2	2	2	4,000
Protestant Episcopal Church.....	206	203	33,409	153	10,182	15,127	174	9	178	174	2,980,892
Reformed bodies:											
Reformed Church in America.....	76	76	14,903	73	6,610	8,178	73	1	75	73	726,238
Reformed Church in the United States.....	17	17	1,890	16	714	1,076	15	1	15	15	73,650
Christian Reformed Church.....	88	88	20,645	79	8,286	8,965	87	1	103	87	835,528
Hungarian Reformed Church in America.....	3	3	1,186	3	731	455	3	3	3	21,800
Roman Catholic Church.....	582	579	572,117	489	219,512	216,619	554	11	559	543	11,144,676
Salvation Army.....	35	35	2,575	35	1,269	1,306	13	16	13	13	100,050
Scandinavian Evangelical bodies:											
Swedish Evangelical Mission Covenant of America.....	29	29	2,040	28	767	992	29	31	28	176,825
Swedish Evangelical Free Church.....	2	2	154	2	69	85	2	2	2	5,200
Spiritualists:											
Spiritualists (National Spiritualists' Association).....	16	16	1,450	16	607	843	3	10	3	8	11,250
Theosophical societies:											
Theosophical Society, American Section.....	9	9	175	9
Unitarians.....	8	7	1,478	5	404	514	8	8	8	350,100
United Brethren bodies:											
Church of the United Brethren in Christ.....	71	71	3,861	68	1,440	2,203	60	5	60	60	159,500
Church of the United Brethren in Christ (Old Constitution).....	98	98	4,058	95	1,572	2,352	94	3	95	94	195,080
Universalists.....	12	12	1,003	12	392	611	12	13	12	244,800
All other denominations.....	22	22	6,142	22	3,997	2,145	12	7	14	11	121,250

GENERAL TABLES.

EACH STATE, BY DENOMINATIONS: 1916—Continued.

DENOMINATION.	Total number of organizations.	DEBT ON CHURCH PROPERTY.		PARSONAGES.		EXPENDITURES FOR YEAR.		SUNDAY SCHOOLS CONDUCTED BY CHURCH ORGANIZATIONS.			
		Number of organizations reporting.	Amount of debt reported.	Number of organizations reporting.	Value of parsonages reported.	Number of organizations reporting.	Amount reported.	Number of organizations reporting.	Number of Sunday schools reported.	Number of officers and teachers.	Number of scholars.
MICHIGAN—Continued.											
Churches of the New Jerusalem:											
General Convention of the New Jerusalem in the United States of America.....	3					3	\$4,447	1	1	5	44
Congregational Churches.....	286	77	\$119,758	159	\$323,242	279	723,491	278	283	3,968	33,221
Disciples of Christ.....	121	29	56,327	18	23,400	84	119,561	112	114	1,288	12,882
Eastern Orthodox Churches:											
Russian Orthodox Church.....	6	5	17,358	3	16,850	6	22,570	4	4	4	67
Syrian Orthodox Church.....	2					2	2,000	1	1	3	35
Evangelical Association.....	137	40	76,411	65	146,050	134	136,285	135	135	1,665	16,245
Evangelistic associations:											
Apostolic Christian Church.....	2					1	30	1	1	3	34
Church of Daniel's Band.....	6					4	895	1	1	7	22
Church of God as Organized by Christ.....	4										
Missionary Church Association.....	2			1	1,500	2	4,591	2	3	24	224
Friends:											
Society of Friends (Orthodox).....	1	1	1,000	5	5,650	16	7,092	15	15	183	891
German Evangelical Synod of North America.....	76	26	65,151	51	151,200	73	127,831	65	63	747	7,048
Independent churches.....	24	5	12,200	7	20,600	22	63,789	16	17	118	1,147
International Apostolic Holiness Church.....	16	4	2,184	2	1,500	15	9,143	16	16	120	777
Jewish congregations.....	17	7	34,800			16	61,582	9	10	38	751
Latter Day Saints:											
Church of Jesus Christ of Latter Day Saints.....	5					5	986	5	8	48	239
Reorganized Church of Jesus Christ of Latter Day Saints.....	93	17	11,329	1	1,000	60	22,243	81	92	990	3,736
Lutheran bodies:											
General Synod of the Evangelical Lutheran Church in the United States of America.....	14	5	36,800	6	31,800	14	32,806	13	13	250	2,788
General Council of the Evangelical Lutheran Church in North America.....	79	27	59,738	23	77,240	75	101,700	64	70	838	5,351
Evangelical Lutheran Synodical Conference of America.....	261	75	262,606	172	440,790	240	528,262	88	94	545	6,466
Norwegian Lutheran Church of America— Synod for the Norwegian Evangelical Lutheran Church of America.....	13	1	150	4	6,300	12	4,250	10	10	31	273
United Norwegian Lutheran Church in America.....	18	3	2,000	8	12,400	18	10,716	13	14	91	652
Evangelical Lutheran Joint Synod of Ohio and Other States.....	35	15	70,209	28	93,500	35	90,651	29	30	321	4,455
Lutheran Synod of Buffalo.....	5	2	4,000	4	6,950	5	6,771	2	2	22	128
Danish Evangelical Lutheran Synod of Iowa and Other States.....	49	13	15,547	22	50,550	49	40,104	38	41	218	1,994
Danish Evangelical Lutheran Church in America.....	11	2	2,905	6	16,352	11	9,200	10	11	44	393
Finnish Evangelical Lutheran Church of America, or Suomi Synod.....	53	11	6,703	9	26,000	50	28,872	48	114	774	5,419
Lutheran Free Church (Norwegian).....	8	3	6,550	3	10,400	8	13,456	8	9	76	458
United Danish Evangelical Lutheran Church in America.....	7	1	450	3	7,200	7	2,902	4	4	12	98
Finnish Evangelical Lutheran National Church.....	10	8	11,230	2	9,000	10	5,049	8	9	49	462
Apostolic Lutheran Church (Finnish).....	12					8	2,204	9	11	68	557
Evangelical Lutheran Jehovah Conference.....	5	3	4,600	2	1,400	5	5,189	3	3	15	267
Mennonite bodies:											
Mennonite Church.....	8					7	922	8	8	79	627
Old Order Amish Mennonite Church.....	6										
Church of God in Christ (Mennonite).....	2					2	360	2	2	8	206
Reformed Mennonite Church.....	2					2	415				
Mennonite Brethren in Christ.....	34	4	3,660	10	12,050	34	21,037	30	30	252	1,658
Mennonite Brethren Church of North America.....	2					2	363	2	2	10	77
Methodist bodies:											
Methodist Episcopal Church.....	1,279	195	758,791	601	1,344,650	1,271	2,140,958	1,205	1,252	17,126	175,168
Methodist Protestant Church.....	134	11	19,873	58	91,200	134	87,914	126	127	1,177	8,633
Wesleyan Methodist Connection of America.....	72	3	3,741	42	42,650	66	37,056	60	65	499	3,834
Free Methodist Church of North America.....	254	29	13,058	111	137,970	225	110,146	188	202	1,434	8,272
African Methodist Episcopal Church.....	28	15	16,798	18	52,700	28	50,774	28	28	317	2,017
African Methodist Episcopal Zion Church.....	6	2	3,250	1	1,600	6	6,165	4	4	23	190
Moravian bodies:											
Moravian Church (Unitas Fratrum).....	2	1	500	1	3,000	2	6,849	2	3	26	273
New Apostolic Church.....	2					2	265	1	1	2	20
Nonsectarian Churches of Bible Faith.....	3					1	20				
Pentecostal Church of the Nazarene.....	18	7	4,255	2	1,450	14	11,533	18	20	170	963
Presbyterian bodies:											
Presbyterian Church in the United States of America.....	257	83	274,714	118	482,500	228	939,607	224	240	4,178	46,586
United Presbyterian Church of North America.....	10	2	3,700	8	25,300	9	15,675	8	8	119	998
Synod of the Reformed Presbyterian Church of North America.....	2					2	2,330	2	2	21	133
Protestant Episcopal Church.....	206	33	143,970	87	408,159	184	620,531	146	155	1,486	13,537
Reformed bodies:											
Reformed Church in America.....	76	47	141,688	57	213,200	75	252,555	74	76	1,282	15,220
Reformed Church in the United States.....	17	3	6,400	10	19,550	15	16,808	15	15	195	1,547
Christian Reformed Church.....	88	66	269,568	77	269,564	87	342,395	83	100	977	14,096
Hungarian Reformed Church in America.....	3	3	8,521	2	5,500	3	18,485	3	3	14	294
Roman Catholic Church.....	582	154	1,376,255	324	2,204,219	518	2,444,939	429	445	1,916	72,985
Salvation Army.....	35	8	17,120	1	357	35	65,258	35	36	269	2,407
Scandinavian Evangelical bodies:											
Swedish Evangelical Mission Covenant of America.....	29	10	21,100	14	26,400	29	35,611	26	30	295	2,416
Swedish Evangelical Free Church.....	2			2	3,500	2	2,639	2	2	15	83
Spiritualists:											
Spiritualists (National Spiritualists' Association).....	16	1	300	1	1,500	14	6,993	7	7	41	275
Theosophical societies:											
Theosophical Society, American Section.....	9										
Unitarians.....	8	2	10,300	1	8,000	5	17,685	3	3	26	238
United Brethren bodies:											
Church of the United Brethren in Christ.....	71	9	24,117	24	27,300	61	52,631	64	64	727	5,255
Church of the United Brethren in Christ (Old Constitution).....	98	11	2,175	40	44,200	97	50,720	90	94	918	5,492
Universalists.....	12	4	9,500	1	2,000	11	15,935	6	6	50	309
All other denominations.....	22	7	48,700	5	20,500	17	38,288	14	14	133	1,539

TABLE 62.—STATISTICS OF RELIGIOUS BODIES IN

DENOMINATION.	Total number of organizations.	MEMBERS.					PLACES OF WORSHIP.			VALUE OF CHURCH PROPERTY.	
		Number of organizations reporting.	Total number reported.	Sex.		Number of organizations reporting—	Number of church edifices reported.	Number of organizations reporting.	Value reported.		
				Male.	Female.					Church edifices.	Halls, etc.
MINNESOTA.											
All denominations.....	5,022	5,014	931,388	4,416	369,377	425,007	4,429	238	4,538	4,448	\$39,693,528
Adventist bodies:											
Advent Christian Church.....	4	4	296	2	52	74	4	4	4	28,800
Seventh-day Adventist Denomination.....	65	65	2,300	65	754	1,546	41	16	42	43	163,525
Baptist bodies:											
Baptists—											
Northern Baptist Convention.....	239	239	28,145	222	10,101	15,819	225	6	239	228	1,970,264
National Baptist Convention.....		2	478	2	205	273	2	2	2	26,000
Brethren, German Baptist (Dunkers):											
Church of the Brethren (Conservative Dunkers).....	8	8	531	8	246	285	8	8	8	14,500
Brethren, Plymouth:											
Brethren, Plymouth, I.....	19	19	321	19	117	204	6	13	6	6	8,700
Brethren, Plymouth, II.....	4	4	119	4	44	75	4
Brethren, Plymouth, IV.....	3	3	53	3	22	31	3
Brethren, Plymouth, V.....	4	4	17	4	6	11	4
Christadelphians.....	2	2	3	2	2	1	1
Christian and Missionary Alliance.....	4	4	133	4	49	84	3	1	3	3	3,500
Churches of the New Jerusalem:											
General Convention of the New Jerusalem in the United States of America.....	2	2	66	2	20	46	2	2	2	17,000
Congregational Churches.....	226	226	22,987	226	8,358	14,629	213	6	224	213	2,168,995
Disciples of Christ.....	55	55	5,042	43	1,760	2,718	43	3	44	42	270,425
Eastern Orthodox Churches:											
Russian Orthodox Church.....	3	3	3,279	3	1,757	1,522	3	3	3	109,800
Evangelical Association.....	121	121	7,864	121	3,470	4,394	113	2	114	113	419,607
Evangelistic associations:											
Apostolic Christian Church.....	2	2	113	2	49	64	1	1	1	1	4,200
Apostolic Faith Movement.....	2	2	130	2	80	50	2	2	2	12,500
Friends:											
Society of Friends (Orthodox).....	3	3	267	3	133	134	3	3	3	17,700
German Evangelical Synod of North America.....	68	68	11,353	54	4,503	4,602	65	65	65	342,700
Independent churches.....	23	22	1,618	21	751	827	17	4	18	18	63,000
Jewish congregations.....	7	7	2,740	7	1,665	1,075	7	7	7	179,500
Latter Day Saints:											
Church of Jesus Christ of Latter Day Saints.....	4	4	439	4	198	241	2	2	2	3	6,800
Reorganized Church of Jesus Christ of Latter Day Saints.....	4	4	410	4	182	228	3	1	4	3	4,000
Lutheran bodies:											
General Council of the Evangelical Lutheran Church in North America.....	342	342	58,833	279	21,735	23,697	322	2	340	322	2,416,038
Evangelical Lutheran Synodical Conference of America.....	403	403	75,726	330	29,414	31,589	327	23	332	328	1,840,310
Norwegian Lutheran Church of America—											
Hauge's Norwegian Evangelical Lutheran Synod.....	109	109	10,048	73	3,619	3,974	77	79	78	362,998
Synod for the Norwegian Evangelical Lutheran Church of America.....	314	314	39,211	288	17,559	18,591	270	17	273	277	1,518,960
United Norwegian Lutheran Church in America.....	367	367	52,855	350	24,648	24,904	339	14	343	342	1,655,417
Evangelical Lutheran Joint Synod of Ohio and Other States.....	67	67	14,073	66	6,517	6,811	65	2	71	65	319,830
Lutheran Synod of Buffalo.....	5	5	431	5	210	221	4	1	4	4	16,000
Evangelical Lutheran Church in America, Eielsen's Synod.....	8	8	396	8	200	196	4	3	4	4	7,700
Evangelical Lutheran Synod of Iowa and Other States.....	58	58	8,209	57	3,959	4,174	54	3	55	54	242,000
Danish Evangelical Lutheran Church in America.....	8	8	1,613	8	805	808	8	8	8	31,850
Icelandic Evangelical Lutheran Synod in North America.....	3	3	466	3	213	253	3	3	3	13,200
Immanuel Synod of the Evangelical Lutheran Church in North America.....	2	2	60	2	30	30
Finnish Evangelical Lutheran Church of America, or Suomi Synod.....	23	23	2,198	23	1,082	1,116	16	1	17	16	34,100
Lutheran Free Church (Norwegian).....	163	161	13,903	149	5,569	5,963	142	10	145	143	521,725
United Danish Evangelical Lutheran Church in America.....	23	23	1,828	20	837	860	22	22	22	58,800
Finnish Evangelical Lutheran National Church.....	28	28	3,099	28	1,530	1,569	18	10	19	18	44,000
Apostolic Lutheran Church (Finnish).....	7	7	1,579	7	819	760	6	8	6	27,075
Church of the Lutheran Brethren of America (Norwegian).....	8	8	314	8	142	172	6	1	7	7	18,550
Mennonite bodies:											
General Conference of Mennonites of North America.....	6	6	990	6	475	515	6	6	6	19,000
Mennonite Brethren Church of North America.....	2	2	358	1	100	100	2	2	2	12,500
Conference of the Defenseless Mennonites of North America.....	3	3	577	3	277	300	3	4	3	13,575
Methodist bodies:											
Methodist Episcopal Church.....	639	638	59,576	567	20,256	30,574	603	30	614	602	4,492,522
Wesleyan Methodist Connection of America.....	2	2	54	2	16	38	1	1	1	2,000
Free Methodist Church of North America.....	28	28	514	25	152	310	16	2	16	16	22,000
African Methodist Episcopal Church.....	5	5	1,426	5	549	877	3	1	3	4	30,300
Moravian bodies:											
Moravian Church (Unitas Fratrum).....	11	11	1,361	11	676	685	11	11	11	39,578
Polish National Catholic Church of America.....	2	2	1,170	2	660	510	2	2	2	76,500
Presbyterian bodies:											
Presbyterian Church in the United States of America.....	299	296	32,494	262	11,424	19,094	282	5	291	278	2,982,300
Welsh Calvinistic Methodist Church.....	13	13	1,155	13	545	610	13	13	13	68,200
Protestant Episcopal Church.....	214	214	22,635	152	6,680	9,952	191	6	192	190	2,013,077
Reformed bodies:											
Reformed Church in America.....	15	15	1,109	15	543	566	15	15	15	68,950
Reformed Church in the United States.....	6	6	805	6	363	442	6	6	6	30,500
Christian Reformed Church.....	16	16	1,205	16	600	605	13	2	14	14	46,087
Roman Catholic Church.....	714	713	415,664	574	165,796	176,808	647	10	653	642	13,550,005
Salvation Army.....	21	21	1,161	21	575	586
Scandinavian Evangelical bodies:											
Swedish Evangelical Mission Covenant of America.....	102	102	6,506	100	2,427	3,024	88	1	89	95	458,646
Swedish Evangelical Free Church.....	22	22	1,271	21	511	657	22	22	22	102,000
Norwegian-Danish Free Church.....	2	2	70	2	26	44	2	2	2	9,300
Spiritualists:											
Spiritualists (National Spiritualists' Association).....	10	10	806	10	350	456	3	5	3	4	24,020
Theosophical societies:											
Theosophical Society, American Section.....	7	7	338	7

RELIGIOUS BODIES.

TABLE 62.—STATISTICS OF RELIGIOUS BODIES IN

DENOMINATION.	Total number of organizations.	MEMBERS.					PLACES OF WORSHIP.			VALUE OF CHURCH PROPERTY.	
		Number of organizations reporting.	Total number reported.	Sex.		Number of organizations reporting—	Church edifices.	Halls, etc.	Number of church edifices reported.	Number of organizations reporting.	Value reported.
				Number of organizations reporting.	Male.						
Unitarians.....	19	10	1,898	10	952	946	9	9	9	\$250,034
United Brethren bodies:											
Church of the United Brethren in Christ.....	23	23	1,530	23	605	925	20	3	22	20	68,200
United Evangelical Church.....	18	18	648	18	296	352	13	5	13	13	38,865
Universalists.....	7	7	1,609	7	587	1,022	6	6	6	341,000
All other denominations.....	13	13	912	13	524	388	6	7	6	6	34,300

MINNESOTA—Continued.

Unitarians.....	19	10	1,898	10	952	946	9	9	9	\$250,034
United Brethren bodies:											
Church of the United Brethren in Christ.....	23	23	1,530	23	605	925	20	3	22	20	68,200
United Evangelical Church.....	18	18	648	18	296	352	13	5	13	13	38,865
Universalists.....	7	7	1,609	7	587	1,022	6	6	6	341,000
All other denominations.....	13	13	912	13	524	388	6	7	6	6	34,300

MISSISSIPPI.

All denominations.....	7,893	7,883	762,977	6,556	259,037	387,742	7,138	226	7,176	7,080	\$12,854,262
Adventist bodies:											
Advent Christian Church.....	7	7	313	6	116	127	5	1	5	5	2,500
Seventh-day Adventist Denomination.....	18	18	398	18	116	282	13	3	13	13	18,475
Baptist bodies:											
Baptists—											
Southern Baptist Convention.....	1,438	1,436	153,497	754	39,590	51,096	1,090	21	1,095	1,083	2,313,610
National Baptist Convention.....	2,531	2,527	287,796	2,527	109,096	178,700	2,487	2	2,487	2,466	2,843,412
Free Will Baptists.....	18	18	921	18	382	539	13	1	13	13	4,850
Colored Free Will Baptists.....	7	7	290	7	116	174	7	7	7	10,100
Regular Baptists.....	2	2	93	1	5	20	1	1	1	1	400
Duck River and Kindred Associations of Baptists (Baptist Church of Christ).....	5	5	249	3	41	75	1	1	1	1	650
Primitive Baptists.....	101	101	3,401	101	1,404	1,997	91	3	91	81	43,000
Colored Primitive Baptists.....	13	13	184	13	81	103	4	7	4	1,300
Churches of Christ.....	122	122	5,994	122	2,591	3,403	97	25	97	97	74,980
Churches of God, General Assembly.....	11	11	510	11	178	332	6	3	7	5	2,550
Churches of the Living God:											
Church of the Living God, Christian Workers for Fellowship.....	11	11	282	11	105	177	4	6	4	4	3,000
Congregational Churches.....	5	5	371	5	160	211	4	4	4	14,161
Disciples of Christ.....	77	77	5,364	56	1,831	2,555	55	4	55	50	130,350
Independent churches.....	3	3	479	3	168	311	2	2	2	18,200
Jewish congregations.....	10	10	1,928	10	892	1,036	9	1	9	9	194,500
Latter Day Saints:											
Church of Jesus Christ of Latter Day Saints.....	5	5	1,622	5	769	853	5	5	5	1,085
Lutheran bodies:											
United Synod of the Evangelical Lutheran Church in the South.....	10	10	567	10	280	287	10	10	10	32,600
Methodist bodies:											
Methodist Episcopal Church.....	553	553	45,482	190	6,270	11,031	543	9	548	543	568,884
Methodist Protestant Church.....	102	102	4,531	102	1,858	2,673	90	12	90	90	38,950
Methodist Episcopal Church, South.....	1,157	1,154	114,469	1,030	43,030	58,201	1,091	66	1,093	1,080	2,771,370
Congregational Methodist Church.....	31	31	2,148	31	920	1,228	31	31	31	27,750
Free Methodist Church of North America.....	8	8	59	8	27	32	1	1	1	500
African Methodist Episcopal Church.....	498	498	26,133	497	9,469	16,608	477	10	482	480	476,407
African Methodist Episcopal Zion Church.....	127	127	7,202	127	2,674	4,528	114	10	114	114	124,504
Colored Methodist Episcopal Church.....	367	367	33,070	367	12,745	20,325	359	5	359	363	594,944
Nonsectarian Churches of Bible Faith.....	2	2	30	2	17	13	1	1	1
Pentecostal Church of the Nazarene.....	15	15	233	12	77	117	7	7	7	7	1,980
Pentecostal Holiness Church.....	2	2	26	2	12	14	1	1	1	400
Presbyterian bodies:											
Presbyterian Church in the United States of America.....	65	65	2,738	63	1,100	1,468	56	1	56	55	101,000
Cumberland Presbyterian Church.....	42	42	2,785	38	969	1,205	36	2	36	36	38,150
Presbyterian Church in the United States.....	266	266	19,758	196	6,642	9,224	231	4	242	228	939,050
Associate Reformed Presbyterian Church.....	4	4	790	3	277	307	4	4	3	7,500
Protestant Episcopal Church.....	97	97	6,132	67	1,786	2,902	77	1	81	77	697,660
Roman Catholic Church.....	141	140	32,160	118	12,251	15,098	104	18	104	100	735,540
Salvation Army.....	7	7	189	7	85	104	2	5	2	2	5,500
Universalists.....	4	4	254	4	114	140	3	3	3	2,400
Volunteers of America.....	2	2	567	2	566	1	1	1
All other denominations.....	9	9	472	9	227	245	6	2	8	6	12,050

MISSOURI.

All denominations.....	8,486	8,473	1,370,551	6,752	454,761	613,094	7,552	443	7,630	7,209	\$48,877,820
Adventist bodies:											
Advent Christian Church.....	5	5	358	4	108	150	4	4	4	7,700
Seventh-day Adventist Denomination.....	54	54	1,830	54	536	1,294	37	15	37	38	59,300
Church of God (Adventist).....	7	7	379	7	148	231	3	4	3	3	3,300
Churches of God in Christ Jesus.....	2	2	81	2	40	41	2	2	2	2,800
Assemblies of God, General Council.....	11	11	531	11	218	313	6	3	6	7	7,275
Baptist bodies:											
Baptists—											
Southern Baptist Convention.....	1,909	1,905	210,889	1,225	58,705	85,285	1,729	89	1,734	1,630	5,684,705
National Baptist Convention.....	282	282	41,218	282	12,977	28,241	261	19	262	262	769,456
Free Will Baptists.....	68	68	4,868	68	2,014	2,854	59	5	59	57	45,395
General Baptists.....	168	168	8,857	162	3,333	5,120	111	39	111	115	76,857
Regular Baptists.....	4	4	115	1	15	18
United Baptists.....	21	21	1,334	16	388	668	7	1	7	7	5,300
Primitive Baptists.....	59	59	2,636	59	995	1,641	49	3	49	43	55,250
Brethren, German Baptist (Dunkers):											
Church of the Brethren (Conservative Dunkers).....	37	37	1,868	35	780	1,018	36	42	36	59,400
Old Order German Baptist Brethren.....	2	2	52	2	23	29	1	1	1	1	100
The Brethren Church (Progressive Dunkers).....	2	2	35	2	13	22

GENERAL TABLES.

191

EACH STATE, BY DENOMINATIONS: 1916—Continued.

DENOMINATION.	Total number of organizations.	DEBT ON CHURCH PROPERTY.		PARSONAGES.		EXPENDITURES FOR YEAR.		SUNDAY SCHOOLS CONDUCTED BY CHURCH ORGANIZATIONS.			
		Number of organizations reporting.	Amount of debt reported.	Number of organizations reporting.	Value of parsonages reported.	Number of organizations reporting.	Amount reported.	Number of organizations reporting.	Number of Sunday schools reported.	Number of officers and teachers.	Number of scholars.

MINNESOTA—Continued.

Unitarians.....	10	4	\$2,850	2	\$5,800	9	\$19,986	7	7	43	397
United Brethren bodies:											
Church of the United Brethren in Christ.....	23	3	8,710	12	16,300	21	18,638	22	22	224	1,802
United Evangelical Church.....	18			7	14,300	16	7,680	16	19	153	901
Universalists.....	7	3	13,050	1	7,000	6	35,723	5	5	66	482
All other denominations.....	13	1	200	3	5,000	9	13,155	6	6	45	249

MISSISSIPPI.

All denominations.....	7,893	1,090	\$608,086	977	\$1,646,876	6,876	\$3,308,402	6,416	6,569	42,421	388,608
Adventist bodies:											
Advent Christian Church.....	7					4	370	2	2	7	70
Seventh-day Adventist Denomination.....	18	3	646	2	900	16	3,224	15	15	81	367
Baptist bodies:											
Baptists—											
Southern Baptist Convention.....	1,438	63	100,841	111	265,580	1,251	726,882	900	927	6,624	69,783
National Baptist Convention.....	2,531	365	124,714	46	30,844	2,083	565,600	2,415	2,427	13,895	126,673
Free Will Baptists.....	18					12	246	2	2	9	130
Colored Free Will Baptists.....	7	1	45			7	928	3	3	21	106
Regular Baptists.....	7					1	30				
Duck River and Kindred Associations of Baptists (Baptist Church of Christ).....	5					2	54				
Primitive Baptists.....	101					26	850				
Colored Primitive Baptists.....	13					1	56	1	1	4	16
Churches of Christ.....	122	2	831			42	7,449	78	79	288	2,724
Churches of God, General Assembly.....	11	1	60			6	690	5	5	23	232
Churches of the Living God:											
Church of the Living God, Christian Workers for Fellowship.....	11	1	110			4	334	5	5	12	85
Congregational Churches.....	5			2	2,200	5	1,526	5	5	39	465
Disciples of Christ.....	77	11	10,206	4	6,000	55	31,695	65	65	365	3,432
Independent churches.....	3	1	5,552			3	9,950	3	3	34	473
Jewish congregations.....	10	3	27,500	2	17,500	9	21,200	9	9	55	391
Latter Day Saints:											
Church of Jesus Christ of Latter Day Saints.....	5					1	278	5	5	21	90
Lutheran bodies:											
United Synod of the Evangelical Lutheran Church in the South.....	10	1	7,000	2	1,000	8	1,674	8	8	40	279
Methodist bodies:											
Methodist Episcopal Church.....	553	178	21,611	142	97,963	549	139,192	518	542	3,670	28,048
Methodist Protestant Church.....	102			3	2,600	102	7,972	54	54	292	2,706
Methodist Episcopal Church, South.....	1,157	76	139,198	303	576,100	1,140	888,682	944	981	7,230	75,772
Congregational Methodist Church.....	31	1	20			28	3,291	19	19	124	1,356
Free Methodist Church of North America.....	8					8	458	2	2	13	88
African Methodist Episcopal Church.....	498	193	46,925	121	66,755	490	157,415	446	466	2,853	16,040
African Methodist Episcopal Zion Church.....	127	46	9,920	19	9,750	123	44,633	118	119	734	4,006
Colored Methodist Episcopal Church.....	367	83	17,208	43	39,100	366	232,172	358	358	3,036	28,462
Nonsectarian Churches of Bible Faith.....	2										
Pentecostal Church of the Nazarene.....	15	2	53			12	772	7	7	26	201
Pentecostal Holiness Church.....	2					1	110	1	1	6	62
Presbyterian bodies:											
Presbyterian Church in the United States of America.....	65	4	2,300	15	19,500	61	22,655	47	48	320	2,457
Cumberland Presbyterian Church.....	42	2	670	1	2,000	26	5,707	24	24	131	1,063
Presbyterian Church in the United States.....	266	20	40,635	73	212,050	228	225,525	189	204	1,677	13,857
Associate Reformed Presbyterian Church.....	4			3	3,700	4	3,937	3	3	45	597
Protestant Episcopal Church.....	97	11	14,322	37	122,804	82	97,463	64	66	423	2,711
Roman Catholic Church.....	141	18	34,626	45	167,200	102	88,463	85	95	232	5,119
Salvation Army.....	7					7	12,636	7	7	49	465
Universalists.....	4					2	450	3	3	14	92
Volunteers of America.....	2					1	196				
All other denominations.....	9	4	3,093	3	3,330	8	3,637	6	9	28	190

MISSOURI.

All denominations.....	8,486	1,239	\$4,408,507	1,852	\$4,918,091	7,309	\$9,870,091	6,673	6,828	67,893	664,567
Adventist bodies:											
Advent Christian Church.....	5					4	2,307	5	5	37	320
Seventh-day Adventist Denomination.....	54	5	2,325			47	37,504	49	52	379	1,752
Church of God (Adventist).....	7					3	503				
Churches of God in Christ Jesus.....	2					1	100	1	1	3	20
Assemblies of God, General Council.....	11	1	216	1	600	8	2,958	8	8	35	394
Baptist bodies:											
Baptists—											
Southern Baptist Convention.....	1,909	85	112,490	80	189,538	1,719	1,302,974	1,509	1,527	15,013	138,161
National Baptist Convention.....	282	77	102,961	18	31,500	277	239,095	271	272	2,425	15,499
Free Will Baptists.....	68	1	40			57	4,448	32	32	245	1,629
General Baptists.....	168	10	2,671			130	10,692	89	89	582	4,984
Regular Baptists.....	4										
United Baptists.....	21					7	439	2	2	13	72
Primitive Baptists.....	59	2	615			35	3,077				
Brethren, German Baptist (Dunkers):											
Church of the Brethren (Conservative Dunkers).....	37	1	160	1	3,500	36	9,893	31	36	275	1,927
Old Order German Baptist Brethren.....	2					2	57				
The Brethren Church (Progressive Dunkers).....	2					1	30	1	1	5	55

TABLE 62.—STATISTICS OF RELIGIOUS BODIES IN

DENOMINATION.	Total number of organizations.	MEMBERS.					PLACES OF WORSHIP.			VALUE OF CHURCH PROPERTY.	
		Number of organizations reporting.	Total number reported.	Sex.		Number of organizations reporting—		Number of church edifices reported.	Number of organizations reporting.	Value reported.	
				Number of organizations reporting.	Male.	Female.	Church edifices.				Halls, etc.
MISSOURI—Continued.											
Brethren, Plymouth:											
Brethren, Plymouth, I.....	2	2	133	2	40	93	1	1	1	\$5,000	
Brethren, Plymouth, II.....	7	7	318	7	128	190	1	6	1	150	
Brethren, Plymouth, V.....	4	4	105	4	42	63		4			
Christadelphians.....	6	6	106	6	49	57		6			
Christian Church (American Christian Convention).....	27	27	2,157	27	925	1,232	21	6	21	32,000	
Christian Union.....	39	39	2,382	34	958	1,294	36	2	36	65,800	
Churches of Christ.....	279	279	15,160	278	6,043	8,992	239	39	239	264,450	
Churches of God in North America, General Eldership of the.....	27	27	986	23	358	524	15	5	15	10,975	
Churches of the Living God:											
Church of the Living God, Christian Workers for Fellowship.....	6	6	298	6	92	206	1	5	1	1,300	
Churches of the New Jerusalem:											
General Convention of the New Jerusalem in the United States of America.....	3	3	316	3	137	179	3		3	14,200	
Congregational Churches.....	65	65	10,479	65	3,899	6,580	64		64	1,327,250	
Disciples of Christ.....	1,025	1,023	145,403	680	44,106	64,330	844	19	846	4,663,480	
Evangelical Association.....	19	19	1,416	19	586	830	19		19	100,300	
Evangelical Protestant Church of North America.....	2	2	373	2	169	204	2		2	69,500	
Evangelistic associations:											
Apostolic Faith Movement.....	2	2	142	2	54	88		2			
Friends:											
Society of Friends (Orthodox).....	5	5	543	5	236	307	4		4	16,997	
German Evangelical Synod of North America.....	161	160	37,374	125	13,863	16,173	159		159	1,584,150	
Independent churches.....	24	24	2,244	20	830	1,095	18	3	18	152,100	
Jewish congregations.....	17	16	8,347	10	3,524	3,033	8		8	573,000	
Latter Day Saints:											
Church of Jesus Christ of Latter Day Saints.....	6	6	1,069	6	471	598	3	1	3	39,611	
Reorganized Church of Jesus Christ of Latter Day Saints.....	64	64	9,974	63	3,054	3,880	48	14	48	137,904	
Lutheran bodies:											
General Synod of the Evangelical Lutheran Church in the United States of America.....	17	17	2,375	17	960	1,415	17		17	225,045	
General Council of the Evangelical Lutheran Church in North America.....	6	6	890	5	381	484	6		7	95,100	
Evangelical Lutheran Synodical Conference of America.....	184	184	45,313	156	18,099	20,706	170	2	177	1,697,850	
Evangelical Lutheran Joint Synod of Ohio and Other States.....	3	3	273	3	104	169	3		3	14,500	
Evangelical Lutheran Synod of Iowa and Other States.....	21	21	2,052	21	1,059	993	19	2	19	63,600	
Mennonite bodies:											
Mennonite Church.....	14	14	734	14	315	419	9	3	11	12,721	
Methodist bodies:											
Methodist Episcopal Church.....	854	854	94,379	630	29,290	45,609	838	14	849	4,742,779	
Methodist Protestant Church.....	73	73	4,216	73	1,711	2,505	65	8	65	92,230	
Methodist Episcopal Church, South.....	1,114	1,114	133,756	1,047	48,259	73,610	1,057	34	1,070	5,130,709	
Congregational Methodist Church.....	12	12	676	12	266	410	12		12	33,300	
Free Methodist Church of North America.....	28	28	370	19	98	143	17		18	24,550	
African Methodist Episcopal Church.....	127	127	13,616	127	4,402	9,214	126		127	472,850	
African Methodist Episcopal Zion Church.....	16	16	4,046	16	1,130	2,916	14	2	14	143,270	
Colored Methodist Episcopal Church.....	28	28	3,282	28	1,127	2,155	25	2	25	78,140	
Nonsectarian Churches of Bible Faith.....	3	3	44	3	24	20	2		2	1,100	
Pentecostal Church of the Nazarene.....	23	23	903	17	188	381	19	2	19	58,988	
Pentecostal Holiness Church.....	5	5	86	5	28	58	5		5	3,500	
Presbyterian bodies:											
Presbyterian Church in the United States of America.....	431	430	50,193	310	16,010	24,893	367	9	371	3,352,300	
Cumberland Presbyterian Church.....	178	176	7,094	122	2,124	3,195	159	4	160	221,645	
Colored Cumberland Presbyterian Church.....	7	7	466	7	178	288	7		7	23,525	
United Presbyterian Church of North America.....	14	14	1,899	14	715	1,184	14		14	167,800	
Presbyterian Church in the United States.....	140	140	17,435	111	6,015	9,329	134	2	142	1,365,350	
Associate Reformed Presbyterian Church.....	2	2	106	2	42	64	2		2	9,000	
Synod of the Reformed Presbyterian Church of North America.....	3	3	192	3	72	120	3		3	27,800	
Protestant Episcopal Church.....	112	112	14,309	84	4,563	7,085	103	2	104	2,118,953	
Reformed bodies:											
Reformed Church in the United States.....	8	8	1,204	8	565	639	8		8	85,600	
Roman Catholic Church.....	521	520	445,352	470	151,867	163,237	482	26	494	12,439,970	
Salvation Army.....	13	13	629	13	280	349					
Spiritualists:											
Spiritualists (National Spiritualists' Association).....	13	13	732	13	269	463	4	8	4	7,890	
Theosophical societies:											
Theosophical Society, American Section.....	2	2	211					2			
Unitarians.....	3	3	911	3	367	544	3		3	117,700	
United Brethren bodies:											
Church of the United Brethren in Christ.....	60	60	4,286	55	1,724	2,220	53	3	55	120,200	
Universalists.....	9	9	371	9	103	208	7		7	16,900	
Volunteers of America.....	2	2	64	2	23	41		2			
All other denominations.....	19	18	3,710	16	2,486	1,145	11	6	11	91,500	

MONTANA.

All denominations.....	1,333	1,329	137,566	1,166	54,435	60,874	745	261	766	755	\$4,380,231
Adventist bodies:											
Seventh-day Adventist Denomination.....	18	18	701	18	242	459	12	4	12	12	22,600
Baptist bodies:											
Baptists—											
Northern Baptist Convention.....	44	44	4,073	40	1,417	2,494	33	6	35	37	289,130
Brethren, German Baptist (Dunkers):											
Church of the Brethren (Conservative Dunkers).....	4	4	223	4	103	120	2	1	6	2	2,300

GENERAL TABLES.

EACH STATE, BY DENOMINATIONS: 1916—Continued.

DENOMINATION.	Total number of organizations.	DEBT ON CHURCH PROPERTY.		PARSONAGES.		EXPENDITURES FOR YEAR.		SUNDAY SCHOOLS CONDUCTED BY CHURCH ORGANIZATIONS.			
		Number of organizations reporting.	Amount of debt reported.	Number of organizations reporting.	Value of parsonages reported.	Number of organizations reporting.	Amount reported.	Number of organizations reporting.	Number of Sunday schools reported.	Number of officers and teachers.	Number of scholars.

MISSOURI—Continued.

Brethren, Plymouth:													
Brethren, Plymouth, I.	2	1	\$2,800			2	\$3,372	2	3		26	272	
Brethren, Plymouth, II.	7					7	4,999	3	3		20	249	
Brethren, Plymouth, V.	4					4	1,491	2	2		15	110	
Christadelphians	6					2	142	1	1		2	24	
Christian Church (American Christian Convention)	27	2	360			23	7,141	17	17		122	904	
Christian Union	39	2	2,168	1	\$800	28	7,366	22	22		167	1,302	
Churches of Christ	279	16	5,015			100	22,887	155	155		735	7,683	
Churches of God in North America, General Eldership of the	27			7	500	16	1,909	17	17		136	820	
Churches of the Living God:													
Church of the Living God, Christian Workers for Fellowship	6	1	475			2	455	2	2		8	53	
Churches of the New Jerusalem:													
General Convention of the New Jerusalem in the United States of America	3					3	3,490	2	2		6	51	
Congregational Churches	65	28	65,124	25	74,500	63	195,046	59	63	1,023	8,359		
Disciples of Christ	1,025	85	343,710	59	168,250	678	897,147	910	914	9,279	98,825		
Evangelical Association	19			9	21,144	18	20,158	18	18		229	2,151	
Evangelical Protestant Church of North America	2	2	25,400	1	9,000	2	65,950	2	2		37	323	
Evangelistic associations:													
Apostolic Faith Movement	2					2	1,700	1	1		2	25	
Friends:													
Society of Friends (Orthodox)	5	1	2,000			4	3,493	4	4		40	360	
German Evangelical Synod of North America	161	56	293,813	113	313,100	156	286,836	149	153	1,733	18,087		
Independent churches	24	2	30,720	3	2,800	21	24,437	16	17		149	1,631	
Jewish congregations	17	4	96,000			14	65,951	6	8		77	1,790	
Latter Day Saints:													
Church of Jesus Christ of Latter Day Saints	6					6	4,475	6	11		78	565	
Reorganized Church of Jesus Christ of Latter Day Saints	64	3	910			54	20,700	58	64		875	4,857	
Lutheran bodies:													
General Synod of the Evangelical Lutheran Church in the United States of America	17	5	27,700	6	13,250	16	29,408	17	17		194	1,708	
General Council of the Evangelical Lutheran Church in North America	6	3	14,175	4	15,400	6	8,388	3	4		45	391	
Evangelical Lutheran Synodical Conference of America	184	60	355,542	136	316,000	164	376,331	65	70	1,018	9,927		
Evangelical Lutheran Joint Synod of Ohio and Other States	3	1	500	2	4,000	3	3,282	3	3		22	177	
Evangelical Lutheran Synod of Iowa and Other States	21	4	1,400	11	20,700	18	18,085	9	10		22	381	
Mennonite bodies:													
Mennonite Church	14					13	2,566	13	15		133	892	
Methodist bodies:													
Methodist Episcopal Church	854	249	703,014	336	569,984	839	898,040	753	769	9,794	85,470		
Methodist Protestant Church	73	4	715	19	16,775	72	19,726	58	58		498	3,352	
Methodist Episcopal Church, South	1,114	97	164,516	371	743,615	1,098	1,148,295	978	990	10,278	117,273		
Congregational Methodist Church	12	1	25			4	683	12	12		48	467	
Free Methodist Church of North America	28	3	3,060	6	5,600	25	6,104	15	15		92	502	
African Methodist Episcopal Church	127	68	50,808	62	75,000	124	78,824	115	117		780	5,142	
African Methodist Episcopal Zion Church	16	10	32,488	3	22,100	15	23,258	14	14		109	1,213	
Colored Methodist Episcopal Church	28	12	10,725	12	10,900	27	24,394	26	26		146	1,217	
Nonsectarian Churches of Bible Faith	3					2	125	1	1		5	65	
Pentecostal Church of the Nazarene	23	8	18,058	1	1,000	22	16,184	19	19		139	1,085	
Pentecostal Holiness Church	5	2	541			2	1,247	5	5		29	264	
Presbyterian bodies:													
Presbyterian Church in the United States of America	431	68	155,049	113	284,600	374	947,172	362	389	5,256	48,443		
Cumberland Presbyterian Church	178	8	2,840	9	8,300	112	41,454	101	102		809	5,496	
Colored Cumberland Presbyterian Church	7	1	2,000			2	2,290	7	7		31	237	
United Presbyterian Church of North America	14	5	12,150	5	16,750	14	48,047	14	15		254	2,622	
Presbyterian Church in the United States	140	14	105,209	53	154,800	131	292,356	115	128	1,477	13,075		
Associate Reformed Presbyterian Church	2	1	3,300	1	1,000	2	1,595	2	2		12	80	
Synod of the Reformed Presbyterian Church of North America	3			1	2,000	3	4,699	3	3		26	165	
Protestant Episcopal Church	112	25	174,855	34	232,650	107	335,398	83	87		779	6,623	
Reformed bodies:													
Reformed Church in the United States	8	2	10,000	6	11,800	8	24,605	8	8		136	1,213	
Roman Catholic Church	521	186	1,430,189	322	1,538,785	469	2,152,195	323	336	1,152	37,382		
Salvation Army	13					13	19,846	12	12		67	670	
Spiritualists:													
Spiritualists (National Spiritualists' Association)	13	3	2,100	1	7,000	12	5,404	4	4		20	144	
Theosophical societies:													
Theosophical Society, American Section	2												
Unitarians	3	1	4,600			3	23,532	3	4		26	201	
United Brethren bodies:													
Church of the United Brethren in Christ	60	7	6,828	16	20,250	57	31,039	58	59		561	4,266	
Universalists	9					2	995	6	6		30	143	
Volunteers of America	2					2	3,528	2	2		10	89	
All other denominations	19	6	26,150	4	10,600	16	27,774	14	15		124	938	

MONTANA.

All denominations	1,333	273	\$456,171	305	\$860,767	1,077	\$1,426,693	893	1,013	6,579	59,788
Adventist bodies:											
Seventh-day Adventist Denomination	18	4	2,745			14	15,967	15	17	146	618
Baptist bodies:											
Baptists											
Northern Baptist Convention	44	15	38,700	11	33,700	43	67,197	39	40	391	3,287
Brethren, German Baptist (Dunkers):											
Church of the Brethren (Conservative Dunkers)	4					3	630	4	9	52	445

TABLE 62.—STATISTICS OF RELIGIOUS BODIES IN

DENOMINATION.	Total number of organizations.	MEMBERS.					PLACES OF WORSHIP.			VALUE OF CHURCH PROPERTY.	
		Number of organizations reporting.	Total number reported.	Sex.		Number of organizations reporting—	Number of church edifices reported.	Number of organizations reporting.	Value reported.		
				Male.	Female.						

MONTANA—Continued.

Churches of Christ.....	3	3	41	3	15	26	59	3	59	\$288,465
Congregational Churches.....	90	89	3,841	87	1,506	2,265	15	19	16	105,750
Disciples of Christ.....	29	29	3,719	8	1,058	1,692	4	2	4	7,575
Evangelical Association.....	8	8	95	8	48	47	6	1	6	9,100
German Evangelical Synod of North America.....	10	10	319	10	183	136	3	1	3	57,000
Jewish congregations.....	4	4	740	4	409	331	3	1	3	2,686
Letter Day Saints:										
Church of Jesus Christ of Latter Day Saints.....	6	6	1,460	6	656	804	1	5	1	6,670
Reorganized Church of Jesus Christ of Latter Day Saints.....	9	9	639	9	304	335	4	4	5	
Lutheran bodies:										
General Council of the Evangelical Lutheran Church in North America.....	7	7	830	7	406	424	7	8	7	79,673
Evangelical Lutheran Synodical Conference of America.....	32	32	4,033	29	1,718	1,996	16	11	16	82,975
Norwegian Lutheran Church of America—Hauge's Norwegian Evangelical Lutheran Church in America.....	8	8	206	4	64	71	2	1	2	1,600
Synod for the Norwegian Evangelical Lutheran Church of America.....	51	51	2,203	51	1,249	954	21	25	21	62,800
United Norwegian Lutheran Church in America.....	61	61	2,893	59	1,475	1,363	26	21	27	89,355
Evangelical Lutheran Joint Synod of Ohio and Other States.....	4	4	345	4	181	164	1	2	1	1,200
Evangelical Lutheran Synod of Iowa and Other States.....	21	21	394	21	213	181	5	14	5	2,300
Finnish Evangelical Lutheran Church of America, or Suomi Synod.....	2	2	700	2	320	380	1	2	1	5,000
Lutheran Free Church (Norwegian).....	9	9	343	9	184	159	2	7	2	1,000
United Danish Evangelical Lutheran Church in America.....	5	5	343	5	172	171	4	4	4	23,500
Mennonite bodies:										
Mennonite Church.....	2	2	42	2	22	20	1	1	1	1,000
Brethren.....	2	2	145	2	62	83	2	2	2	1,100
General Conference of Mennonites of North America.....	4	4	111	4	41	70	4	4	2	2,300
Conference of the Defenseless Mennonites of North America.....	2	2	102	2	54	48	2	2	2	800
Methodist bodies:										
Methodist Episcopal Church.....	227	227	12,615	204	4,166	6,805	164	63	166	805,290
Methodist Episcopal Church, South.....	16	16	1,258	16	508	750	15	15	15	85,400
Free Methodist Church of North America.....	8	8	101	7	35	59	1	4	1	3,000
African Methodist Episcopal Church.....	5	5	199	5	68	131	5	5	5	11,200
Pentecostal Church of the Nazarene.....	4	4	69	3	21	30	3	1	3	2,900
Presbyterian bodies:										
Presbyterian Church in the United States of America.....	91	90	6,792	65	1,520	2,523	55	5	57	441,844
Protestant Episcopal Church.....	95	94	4,607	69	1,079	2,224	53	15	55	396,993
Reformed bodies:										
Reformed Church in America.....	3	3	136	3	66	70	3	3	3	6,600
Christian Reformed Church.....	5	5	351	5	174	177	5	5	5	27,850
Roman Catholic Church.....	398	398	78,113	342	31,551	31,982	188	35	189	1,328,675
Salvation Army.....	11	11	645	11	331	314				
Scandinavian Evangelical bodies:										
Swedish Evangelical Mission Covenant of America.....	5	5	193	5	77	116	5	5	5	24,500
Spiritualists:										
Spiritualists (National Spiritualists' Association).....	3	3	82	3	43	39		1	1	100
Theosophical societies:										
Theosophical Society, American Section.....	4	4	106				4			
Unitarians.....	4	4	375	3	85	140	4	4	4	45,700
United Brethren bodies:										
Church of the United Brethren in Christ.....	9	9	246	8	85	108	6	3	6	12,900
United Evangelical Church.....	2	2	50	2	23	27	1	1	1	3,000
All other denominations.....	8	7	3,087	7	2,501	586	4	4	4	38,400

NEBRASKA.

All denominations.....	3,288	3,286	440,791	2,979	180,131	225,328	2,865	190	2,908	2,863	\$18,702,423
Adventist bodies:											
Advent Christian Church.....	3	3	125	3	53	72	2	2	2	2	3,000
Seventh-day Adventist Denomination.....	54	54	2,443	54	805	1,638	40	13	40	40	99,650
Churches of God in Christ Jesus.....	8	8	164	8	73	91	2	4	2	2	600
Assemblies of God, General Council.....	2	2	60	2	23	37	1	1	1	1	4,000
Baptist bodies:											
Baptists—											
Northern Baptist Convention.....	188	188	19,643	177	7,193	11,561	170	9	175	170	919,725
Seventh Day Baptists.....	2	2	368	2	148	220	2	2	2	1	15,000
Free Will Baptists.....	11	11	581	11	254	327	10	10	10	10	14,000
General Baptists.....	9	9	244	9	112	132	2	3	2	2	4,000
Primitive Baptists.....	6	6	158	6	67	91	5	1	5	3	4,200
Brethren, German Baptist (Dunkers):											
Church of the Brethren (Conservative Dunkers).....	22	22	1,254	22	576	678	19	3	20	20	48,000
The Brethren Church (Progressive Dunkers).....	3	3	645	3	280	365	3	3	4	3	28,000
Brethren, Plymouth:											
Brethren, Plymouth, IV.....	10	10	112	10	43	69		10			
Christian Church (American Christian Convention).....	2	2	315	2	154	161	2	2	2	2	5,500
Christian Union.....	2	2	48	1	9	10	2	2	2	2	5,050
Churches of Christ.....	31	31	1,252	31	500	752	23	8	23	23	31,000
Churches of God in North America, General Eldership of the.....	2	2	93	2	39	54	2	2	2	2	3,200
Congregational Churches.....	198	198	19,423	197	7,380	11,682	189	5	192	188	1,105,815
Disciples of Christ.....	171	171	24,140	125	7,334	11,072	127	128	128	126	867,442
Evangelical Association.....	60	59	2,944	59	1,302	1,642	56	3	57	56	142,577
Evangelistic associations:											
Hepzibah Faith Missionary Association.....	2	2	31	2	13	18	2	2	2	2	1,500

GENERAL TABLES.

EACH STATE, BY DENOMINATIONS: 1916—Continued.

DENOMINATION.	Total number of organizations.	DEBT ON CHURCH PROPERTY.		PARSONAGES.		EXPENDITURES FOR YEAR.		SUNDAY SCHOOLS CONDUCTED BY CHURCH ORGANIZATIONS.			
		Number of organizations reporting.	Amount of debt reported.	Number of organizations reporting.	Value of parsonages reported.	Number of organizations reporting.	Amount reported.	Number of organizations reporting.	Number of Sunday schools reported.	Number of officers and teachers.	Number of scholars.

MONTANA—Continued.

Churches of Christ.....	3					1	\$70	3	3	6	52
Congregational Churches.....	90	21	\$22,705	23	\$55,550	83	63,249	81	87	558	4,628
Disciples of Christ.....	29	7	14,280	6	23,900	17	32,502	23	24	273	3,009
Evangelical Association.....	8	2	275			8	2,788	7	8	46	282
German Evangelical Synod of North America.....	10	4	2,560			7	1,521	4	5	9	112
Jewish congregations.....	4	1	4,000			2	8,000	3	3	9	103
Latter Day Saints:											
Church of Jesus Christ of Latter Day Saints.....	6			1	698	6	1,991	6	10	95	419
Reorganized Church of Jesus Christ of Latter Day Saints.....	9					7	1,178	9	10	67	292
Lutheran bodies:											
General Council of the Evangelical Lutheran Church in North America.....	7	4	18,200	4	14,700	7	12,448	7	7	61	380
Evangelical Lutheran Synodical Conference of America.....	32	9	17,050	6	14,200	30	19,750	15	26	76	871
Norwegian Lutheran Church of America—											
Hauge's Norwegian Evangelical Lutheran Church in America.....	8	1	200			4	1,232	5	5	14	79
Synod for the Norwegian Evangelical Lutheran Church of America.....	51	6	8,462	3	7,800	46	10,052	13	15	66	470
United Norwegian Lutheran Church in America.....	61	7	4,550	5	13,300	55	28,426	29	30	114	682
Evangelical Lutheran Joint Synod of Ohio and Other States.....	4	1	400			2	1,143	2	3	7	87
Evangelical Lutheran Synod of Iowa and Other States.....	21	1	150	1	450	15	2,334	11	13	81	263
Finnish Evangelical Lutheran Church of America, or Suomi Synod.....	2	1	3,300	1	5,000	2	1,060	2	2	6	50
Lutheran Free Church (Norwegian).....	9					7	1,905	4	5	14	96
United Danish Evangelical Lutheran Church in America.....	5	1	1,000	1	1,500	4	14,650	4	4	24	138
Mennonite bodies:											
Mennonite Church.....	2					2	224	2	2	15	84
Hutterian Brethren.....	2	1	109					2	2	3	72
General Conference of Mennonites of North America.....	4			1	1,200	2	599	3	3	14	176
Conference of the Defenseless Mennonites of North America.....	2					1	600	2	2	18	177
Methodist bodies:											
Methodist Episcopal Church.....	227	57	37,361	108	179,030	218	260,189	213	278	2,274	19,688
Methodist Episcopal Church, South.....	16	2	3,250	11	31,300	16	16,015	13	13	123	1,117
Free Methodist Church of North America.....	8	2	1,775	3	3,500	7	2,212	7	7	36	197
African Methodist Episcopal Church.....	5	3	356	3	3,300	5	4,751	5	5	36	120
Pentecostal Church of the Nazarene.....	4			1	350	3	1,109	4	5	29	151
Presbyterian bodies:											
Presbyterian Church in the United States of America.....	91	20	49,300	27	69,950	78	166,784	73	80	733	6,975
Protestant Episcopal Church.....	95	16	40,333	24	92,400	89	129,835	44	45	323	2,356
Reformed bodies:											
Reformed Church in America.....	3	2	2,550	1	2,500	3	3,137	3	3	17	141
Christian Reformed Church.....	5	4	13,950	3	7,950	5	9,509	3	3	5	63
Roman Catholic Church.....	398	74	161,575	54	289,789	249	486,460	200	206	652	10,388
Salvation Army.....	11					11	28,927	11	11	72	623
Scandinavian Evangelical bodies:											
Swedish Evangelical Mission Covenant of America.....	5	1	2,500	2	2,500	3	3,272	5	5	30	222
Spiritualists:											
Spiritualists (National Spiritualists' Association).....	3					3	534				
Theosophical societies:											
Theosophical Society, American Section.....	4										
Unitarians.....	4					3	7,320	3	3	8	59
United Brethren bodies:											
Church of the United Brethren in Christ.....	9	3	2,685	3	3,600	9	10,840	9	9	87	534
United Evangelical Church.....	2	1	750	1	1,500	2	1,324	2	2	18	130
All other denominations.....	8	2	1,100	1	600	5	4,959	3	3	21	172

NEBRASKA.

All denominations.....	3,288	550	\$1,007,564	1,658	\$4,004,012	3,042	\$5,315,999	2,598	2,689	27,879	253,765
Adventist bodies:											
Advent Christian Church.....	3			2	2,500	2	868	2	2	12	74
Seventh-day Adventist Denomination.....	54	4	10,700			48	55,939	48	52	407	1,933
Churches of God in Christ Jesus.....	8	2	350			3	413	6	6	31	164
Assemblies of God, General Council.....	2	1	570			2	180	1	1	8	60
Baptist bodies:											
Baptists—											
Northern Baptist Convention.....	188	25	22,755	91	181,400	182	274,389	173	193	2,220	17,079
Seventh Day Baptists.....	2			1	3,000	2	6,493	2	2	44	320
Free Will Baptists.....	11			5	4,500	10	1,952	5	5	50	243
General Baptists.....	9					8	695	4	4	30	220
Primitive Baptists.....	6					4	1,250				
Brethren, German Baptist (Dunkers):											
Church of the Brethren (Conservative Dunkers).....	22	2	330	3	8,000	21	22,951	19	19	195	1,419
The Brethren Church (Progressive Dunkers).....	3			2	5,000	3	6,451	3	3	71	501
Brethren, Plymouth:											
Brethren, Plymouth, IV.....	10					5	880				
Christian Church (American Christian Convention).....	2			1	1,500	2	1,455	2	2	29	245
Christian Union.....	2					2	635	1	1	8	30
Churches of Christ.....	31	4	1,500	1	1,000	11	4,942	14	14	69	599
Churches of God in North America, General Eldership of tho.....	2					2	333	2	3	18	65
Congregational Churches.....	198	46	69,888	132	292,720	189	325,810	186	189	2,290	18,407
Disciples of Christ.....	171	30	68,048	35	55,500	128	195,810	167	168	2,199	20,064
Evangelical Association.....	60			33	73,960	60	66,498	54	55	638	4,364
Evangelistic associations:											
Hephzibah Faith Missionary Association.....	2	1	150			2	260	2	2	10	55

TABLE 62.—STATISTICS OF RELIGIOUS BODIES IN

DENOMINATION.	Total number of organizations.	MEMBERS.					PLACES OF WORSHIP.			VALUE OF CHURCH PROPERTY.	
		Number of organizations reporting.	Total number reported.	Sex.		Number of organizations reporting—		Number of church edifices reported.	Number of organizations reporting.	Value reported.	
				Male.	Female.	Church edifices.	Halls, etc.				
NEBRASKA—Continued.											
Friends:											
Society of Friends (Orthodox).....	13	13	1,130	13	476	654	11	2	11	\$26,510	
German Evangelical Synod of North America.....	36	36	5,456	33	2,649	2,537	31	1	31	160,600	
Independent churches.....	8	8	597	6	250	303	6	1	7	23,080	
Jewish congregations.....	7	7	1,695	6	900	645	6	1	6	140,500	
Latter Day Saints:											
Church of Jesus Christ of Latter Day Saints.....	2	2	278	2	123	155	2	2	2		
Reorganized Church of Jesus Christ of Latter Day Saints.....	20	20	1,973	20	841	1,132	15	4	15	29,400	
Lutheran bodies:											
General Synod of the Evangelical Lutheran Church in the United States of America.....	132	132	18,206	121	7,788	9,150	124	5	124	808,375	
General Council of the Evangelical Lutheran Church in North America.....	46	46	9,261	39	3,831	3,986	45	7	46	462,060	
Evangelical Lutheran Synodical Conference of America.....	239	239	31,234	205	13,141	13,244	206	7	215	963,455	
Norwegian Lutheran Church of America.....	3	3	327	3	207	120	3		3	10,700	
Hauge's Norwegian Evangelical Lutheran Synod.....	3	3	327	3	207	120	3		3	10,700	
Synod for the Norwegian Evangelical Lutheran Church of America.....	13	13	1,223	10	490	545	11		11	36,600	
United Norwegian Lutheran Church in America.....	5	5	326	5	170	156	5		5	10,700	
Evangelical Lutheran Joint Synod of Ohio and Other States.....	15	15	2,454	13	916	948	12	1	12	49,105	
Evangelical Lutheran Synod of Iowa and Other States.....	68	68	8,205	64	3,965	3,845	65	1	67	304,775	
Danish Evangelical Lutheran Church in America.....	14	14	1,589	14	783	806	13		13	44,400	
United Danish Evangelical Lutheran Church in America.....	35	35	2,410	34	1,149	1,185	33		33	97,830	
Mennonite bodies:											
Mennonite Church.....	8	8	1,060	8	518	542	8		8	20,781	
General Conference of Mennonites of North America.....	6	6	927	6	441	486	5	1	5	26,700	
Mennonite Brethren in Christ.....	8	8	275	8	102	173	5	3	5	10,200	
Mennonite Brethren Church of North America.....	3	3	354	3	146	208	2	1	2	3,650	
Conference of the Defenseless Mennonites of North America.....	3	3	178	3	84	94	2	1	2	5,500	
Methodist bodies:											
Methodist Episcopal Church.....	713	712	81,879	629	29,330	45,060	667	43	671	3,653,275	
Methodist Episcopal Church, South.....	3	3	184	1	8	11	3		3	3,200	
Free Methodist Church of North America.....	76	76	736	67	256	416	32	19	33	40,200	
African Methodist Episcopal Church.....	9	9	723	9	247	476	8		8	29,475	
Pentecostal Church of the Nazarene.....	15	15	556	13	182	294	11	4	11	32,550	
Presbyterian bodies:											
Presbyterian Church in the United States of America.....	228	228	26,233	189	9,085	14,182	198	1	201	1,653,000	
Welsh Calvinistic Methodist Church.....	4	4	265	4	127	138	4		4	7,250	
United Presbyterian Church of North America.....	21	21	2,338	20	930	1,368	21		21	159,950	
Synod of the Reformed Presbyterian Church of North America.....	2	2	134	2	55	79	2		2	5,000	
Protestant Episcopal Church.....	125	125	7,931	105	1,998	3,427	89	5	94	794,071	
Reformed bodies:											
Reformed Church in America.....	3	3	1,094	2	411	403	3		4	16,000	
Reformed Church in the United States.....	17	17	2,503	17	1,228	1,275	15	2	15	68,200	
Roman Catholic Church.....	383	383	135,537	372	64,308	68,202	363	9	366	5,038,598	
Salvation Army.....	5	5	136	5	64	72					
Scandinavian Evangelical bodies:											
Swedish Evangelical Mission Covenant of America.....	24	24	2,284	23	876	990	23		24	133,532	
Swedish Evangelical Free Church.....	17	17	1,003	15	424	448	16	1	16	54,060	
Norwegian-Danish Free Church.....	3	3	80	3	43	37	3		3	6,500	
Theosophical societies:											
Theosophical Society, American Section.....	3	3	97					3			
Unitarians.....	2	2	549	2	256	293	1	1	1	25,000	
United Brethren bodies:											
Church of the United Brethren in Christ.....	85	85	7,234	81	2,856	4,066	78	4	78	274,320	
Church of the United Brethren in Christ (Old Constitution).....	4	4	157	4	70	87	4		4	4,150	
United Evangelical Church.....	60	60	3,028	60	1,109	1,919	49	3	49	136,700	
Volunteers of America.....	2	2	227	2	207	20		1			
All other denominations.....	14	14	2,682	12	733	479	8	4	8	30,212	
NEVADA.											
All denominations.....	130	129	16,145	105	5,919	7,668	93	20	93	\$514,733	
Adventist bodies:											
Seventh-day Adventist Denomination.....	3	3	149	3	48	101	2		2	2,600	
Baptist bodies:											
Baptists—											
Northern Baptist Convention.....	7	7	356	5	126	222	7		7	32,500	
Latter Day Saints:											
Church of Jesus Christ of Latter Day Saints.....	13	13	3,429	13	1,682	1,747	11	2	11	32,843	
Lutheran bodies:											
Evangelical Lutheran Synodical Conference of America.....	2	2	444	2	192	252	2		2	16,000	
Methodist bodies:											
Methodist Episcopal Church.....	21	20	777	14	219	475	17	2	17	87,300	
Presbyterian bodies:											
Presbyterian Church in the United States of America.....	16	16	501	16	177	324	12		12	63,100	
Protestant Episcopal Church.....	32	32	1,207	27	357	839	22	6	22	106,000	
Roman Catholic Church.....	30	30	8,742	20	2,820	3,477	18	7	18	142,440	
All other denominations.....	6	6	540	5	298	231	2	3	2	31,950	

GENERAL TABLES.

EACH STATE, BY DENOMINATIONS: 1916—Continued.

DENOMINATION.	Total number of organizations.	DEBT ON CHURCH PROPERTY.		PARSONAGES.		EXPENDITURES FOR YEAR.		SUNDAY SCHOOLS CONDUCTED BY CHURCH ORGANIZATIONS.			
		Number of organizations reporting.	Amount of debt reported.	Number of organizations reporting.	Value of parsonages reported.	Number of organizations reporting.	Amount reported.	Number of organizations reporting.	Number of Sunday schools reported.	Number of officers and teachers.	Number of scholars.

NEBRASKA—Continued.

Friends:													
Society of Friends (Orthodox)	13	2	\$250	8	\$8,800	11	\$10,186	12	12	139	1,139		
German Evangelical Synod of North America	36	6	5,750	22	50,400	34	45,271	28	29	180	1,691		
Independent churches	8	2	2,150	1	5,000	6	3,852	5	5	47	317		
Jewish congregations	7	5	26,200	1	1,500	7	19,510	6	6	28	572		
Latter Day Saints:													
Church of Jesus Christ of Latter Day Saints	2					2	460	1	1	11	45		
Reorganized Church of Jesus Christ of Latter Day Saints	20	2	4,250	1	400	15	5,470	18	21	198	858		
Lutheran bodies:													
General Synod of the Evangelical Lutheran Church in the United States of America	132	23	51,030	72	158,750	130	212,688	122	125	1,089	9,758		
General Council of the Evangelical Lutheran Church in North America	46	9	19,000	32	147,300	46	180,905	44	46	528	3,310		
Evangelical Lutheran Synodical Conference of America	239	45	55,870	160	315,050	214	365,631	37	43	106	1,263		
Norwegian Lutheran Church of America—													
Hauge's Norwegian Evangelical Lutheran Synod	3			1	5,000	3	3,450	3	3	23	187		
Synod for the Norwegian Evangelical Lutheran Church of America	13			6	10,500	13	14,144	3	3	30	296		
United Norwegian Lutheran Church in America	5	1	374	2	4,800	5	4,325	2	2	13	120		
Evangelical Lutheran Joint Synod of Ohio and Other States	15	1	1,825	10	15,740	15	24,889	12	13	42	529		
Evangelical Lutheran Synod of Iowa and Other States	68	4	4,600	48	83,975	68	158,444	55	56	161	2,046		
Danish Evangelical Lutheran Church in America	14	1	600	6	12,400	14	13,549	7	7	25	260		
United Danish Evangelical Lutheran Church in America	35	5	2,400	15	34,520	34	22,971	27	29	136	982		
Mennonite bodies:													
Mennonite Church	8	1	800			8	6,117	8	8	158	1,428		
General Conference of Mennonites of North America	6					5	5,639	6	7	56	1,151		
Mennonite Brethren in Christ	8	1	60	1	2,000	8	3,374	8	10	75	564		
Mennonite Brethren Church of North America	3					3	2,751	3	3	27	453		
Conference of the Defenseless Mennonites of North America	3					3	1,761	3	3	24	341		
Methodist bodies:													
Methodist Episcopal Church	713	82	113,882	423	877,430	702	1,302,537	653	671	9,606	90,529		
Methodist Episcopal Church, South	3			1	1,500	3	2,256	2	2	17	180		
Free Methodist Church of North America	76	2	1,025	25	19,020	66	17,054	33	34	200	1,118		
African Methodist Episcopal Church	9	6	4,827	3	3,000	9	10,085	9	9	94	625		
Pentecostal Church of the Nazarene	15	7	12,697	2	2,500	15	16,366	14	15	142	715		
Presbyterian bodies:													
Presbyterian Church in the United States of America	228	70	105,813	121	324,000	204	510,189	199	206	2,722	24,374		
Welsh Calvinistic Methodist Church	4			3	2,900	4	3,978	3	3	32	243		
United Presbyterian Church of North America	21	3	6,205	16	31,150	20	46,073	20	20	251	2,501		
Synod of the Reformed Presbyterian Church of North America	2			1	1,500	2	3,533	2	2	20	120		
Protestant Episcopal Church	125	28	43,825	42	134,410	104	140,803	58	60	359	2,810		
Reformed bodies:													
Reformed Church in America	3	1	100	3	8,000	3	7,851	3	4	52	452		
Reformed Church in the United States	17	2	10,000	11	20,600	17	24,942	17	18	184	1,505		
Roman Catholic Church	383	101	335,443	204	886,950	355	903,309	292	297	693	19,103		
Salvation Army	5					5	7,247	4	4	18	81		
Scandinavian Evangelical bodies:													
Swedish Evangelical Mission Covenant of America	24	2	2,250	19	56,800	24	48,301	22	22	228	1,915		
Swedish Evangelical Free Church	17	2	1,900	12	16,490	17	22,182	17	18	148	1,166		
Norwegian-Danish Free Church	3					3	620	2	2	17	90		
Theosophical societies:													
Theosophical Society, American Section	3												
Unitarians	2					2	7,210	2	2	19	136		
United Brethren bodies:													
Church of the United Brethren in Christ	85	7	8,900	44	70,872	83	95,232	84	84	978	8,525		
Church of the United Brethren in Christ (Old Constitution)	4	1	100	1	700	4	1,710	4	4	31	255		
United Evangelical Church	60	11	5,747	33	57,175	59	53,495	52	54	625	3,836		
Volunteers of America	2					1	9,860						
All other denominations	14	2	5,400	2	3,800	10	7,045	5	5	33	334		

NEVADA.

All denominations	130	26	\$44,085	44	\$102,060	98	\$97,863	95	109	782	7,150
Adventist bodies:											
Seventh-day Adventist Denomination	3			1	1,800	2	3,910	2	2	25	134
Baptist bodies:											
Baptists—											
Northern Baptist Convention	7	3	2,235	1	1,000	6	7,414	6	6	65	584
Latter Day Saints:											
Church of Jesus Christ of Latter Day Saints	13					13	4,528	12	16	207	1,706
Lutheran bodies:											
Evangelical Lutheran Synodical Conference of America	2	1	6,000	1	2,000	2	3,040	2	6	14	151
Methodist bodies:											
Methodist Episcopal Church	21	4	5,100	13	26,600	21	19,354	19	25	182	1,636
Presbyterian bodies:											
Presbyterian Church in the United States of America	16	9	10,500	7	11,200	15	11,616	13	13	110	843
Protestant Episcopal Church	32	3	10,500	11	33,650	25	22,287	21	21	101	929
Roman Catholic Church	30	4	9,100	9	22,810	9	17,682	16	16	43	864
All other denominations	6	2	650	1	3,000	5	8,032	4	4	35	303

RELIGIOUS BODIES.

TABLE 62.—STATISTICS OF RELIGIOUS BODIES IN

DENOMINATION.	Total number of organizations.	MEMBERS.					PLACES OF WORSHIP.			VALUE OF CHURCH PROPERTY.	
		Number of organizations reporting.	Total number reported.	Sex.		Number of organizations reporting—	Church edifices.	Halls, etc.	Number of church edifices reported.	Number of organizations reporting.	Value reported.
				Number of organizations reporting.	Male.						
NEW HAMPSHIRE.											
All denominations.....	892	887	210,736	784	67,535	88,973	791	54	820	785	\$8,646,642
Adventist bodies:											
Advent Christian Church.....	34	33	1,570	31	598	930	28	4	28	29	98,850
Seventh-day Adventist Denomination.....	8	8	164	8	50	114	3	2	3	4	3,525
Baptist bodies:											
Baptists—											
Northern Baptist Convention.....	155	155	15,027	141	4,826	9,143	149	2	164	147	1,117,650
Free Baptists.....	26	26	2,308	26	741	1,567	26	27	26	138,800
Free Will Baptists (Bullockites).....	2	2	30	2	5	25	1	1	1	1	500
Christian Church (American Christian Convention).....	19	19	1,111	19	360	751	17	2	17	17	67,600
Churches of the New Jerusalem:											
General Convention of the New Jerusalem in the United States of America.....	2	2	152	2	52	100	2	2	2	7,500
Communitistic societies:											
United Society of Believers (Shakers).....	2	2	76	2	4	72	1	1	1	2	1,750
Congregational Churches.....	191	190	20,084	190	6,218	13,866	185	5	193	185	1,955,540
Eastern Orthodox Churches:											
Greek Orthodox Church (Hellenic).....	3	3	4,250	3	2,650	1,600	2	1	2	2	43,000
Russian Orthodox Church.....	3	3	598	3	394	204	3	3	3	34,400
Friends:											
Society of Friends (Orthodox).....	8	8	345	7	135	180	7	7	7	13,500
Independent churches.....	2	2	76	2	24	52	1	1	1	1	500
Jewish congregations.....	3	3	358	3	218	140	2	1	2	1	5,500
Lutheran bodies:											
General Council of the Evangelical Lutheran Church in North America.....	2	2	537	2	246	291	2	2	2	24,900
Finnish Evangelical Lutheran National Church.....	3	3	208	3	106	102	1	2	1	1	1,000
Methodist bodies:											
Methodist Episcopal Church.....	152	152	13,574	144	4,284	8,338	138	13	138	138	918,100
Pentecostal Church of the Nazarene.....	4	4	171	2	42	62	2	2	2	12,000
Presbyterian bodies:											
Presbyterian Church in the United States of America.....	9	9	908	9	329	579	8	1	8	7	62,200
Protestant Episcopal Church.....	56	55	6,715	28	1,348	2,143	50	1	52	50	552,995
Roman Catholic Church.....	136	135	136,020	96	43,201	46,266	108	2	110	104	2,939,500
Salvation Army.....	12	12	334	12	158	176	2	10	2	2	8,650
Spiritualists:											
Spiritualists (National Spiritualists' Association).....	3	3	84	3	35	49	3
Unitarians.....	23	22	3,890	17	760	1,135	23	23	23	351,400
Universalists.....	27	27	1,611	23	613	693	26	27	25	254,782
All other denominations.....	7	7	535	6	138	195	4	2	4	4	34,500
NEW JERSEY.											
All denominations.....	3,187	3,175	1,337,983	2,845	517,401	624,556	2,816	204	2,937	2,804	\$64,699,435
Adventist bodies:											
Seventh-day Adventist Denomination.....	29	29	1,181	29	304	877	11	14	11	12	46,150
Assemblies of God, General Council.....	5	5	143	5	65	78	2	2	2	2	4,825
Bahais.....	6	6	98	6	39	59	6
Baptist bodies:											
Baptists—											
Northern Baptist Convention.....	270	270	62,769	244	21,507	35,510	269	1	295	269	6,067,525
National Baptist Convention.....	106	106	18,149	106	6,105	12,044	95	10	95	105	896,205
Seventh Day Baptists.....	4	4	805	4	336	469	4	4	4	89,500
Brethren, German Baptist (Dunkers):											
The Brethren Church (Progressive Dunkers).....	2	2	94	2	31	63	2	2	2	3,800
Brethren, Plymouth:											
Brethren, Plymouth, I.....	11	11	376	11	154	222	11
Brethren, Plymouth, II.....	19	19	903	19	363	540	1	18	1	1	7,000
Brethren, Plymouth, III.....	3	3	147	3	74	73	3
Brethren, Plymouth, IV.....	5	5	105	5	37	68	5
Brethren, Plymouth, V.....	2	2	29	2	11	18	2
Christadelphians.....	7	7	176	6	74	87	1	4	1	2	160
Christian and Missionary Alliance.....	7	7	308	7	111	197	3	4	3	3	20,200
Christian Church (American Christian Convention).....	12	12	1,678	12	698	980	12	12	12	121,300
Church of God and Saints of Christ.....	8	8	245	8	82	163	2	2	2	1	500
Churches of the New Jerusalem:											
General Convention of the New Jerusalem in the United States of America.....	3	3	140	3	50	90	2	2	2	25,847
Congregational Churches.....	50	50	10,839	50	4,187	6,652	49	53	49	1,599,750
Disciples of Christ.....	2	2	534	1	230	274	2	2	1	50,000
Eastern Orthodox Churches:											
Russian Orthodox Church.....	12	12	11,308	12	6,309	4,999	12	12	12	311,500
Evangelical Association.....	7	7	751	7	284	467	7	7	7	80,000
Evangelistic associations:											
Pillar of Fire.....	6	6	542	6	221	321	4	2	4	4	91,350
Friends:											
Society of Friends (Orthodox).....	18	18	1,217	18	553	664	17	1	19	17	124,000
Religious Society of Friends (Hicksite).....	20	20	2,446	18	1,089	1,283	20	21	19	165,900
German Evangelical Synod of North America.....	8	8	2,453	4	853	1,006	8	8	8	121,000
Independent churches.....	14	14	2,057	11	635	847	11	3	13	11	192,277
Jacobite Church (Assyrian).....	5	5	311	5	166	145	5
Jewish congregations.....	60	57	15,720	36	4,429	2,941	41	18	41	35	933,150

GENERAL TABLES.

ACH STATE, BY DENOMINATIONS: 1916—Continued.

DENOMINATION.	Total number of organizations.	DEBT ON CHURCH PROPERTY.		PARSONAGES.		EXPENDITURES FOR YEAR.		SUNDAY SCHOOLS CONDUCTED BY CHURCH ORGANIZATIONS.			
		Number of organizations reporting.	Amount of debt reported.	Number of organizations reporting.	Value of parsonages reported.	Number of organizations reporting.	Amount reported.	Number of organizations reporting.	Number of Sunday schools reported.	Number of officers and teachers.	Number of scholars.

NEW HAMPSHIRE.

All denominations.....	892	132	\$746,581	550	\$1,696,910	824	\$1,725,568	765	796	8,272	77,593
Adventist bodies:											
Advent Christian Church.....	34	3	1,800	10	20,700	31	21,248	28	28	248	1,238
Seventh-day Adventist Denomination.....	8	1	200			6	4,029	6	6	35	133
Episcopal bodies:											
Baptists—											
Northern Baptist Convention.....	155	12	17,225	106	214,700	141	197,351	139	149	1,735	12,683
Free Baptists.....	26			19	37,900	24	28,313	24	28	319	2,393
Free Will Baptists (Bullockites).....	2					1	100				
Christian Church (American Christian Convention).....	19			11	16,900	17	12,900	17	17	156	1,040
Churches of the New Jerusalem:											
General Convention of the New Jerusalem in the United States of America.....	2					2	1,494	2	2	13	95
Communitistic societies:											
United Society of Believers (Shakers).....	2							1	1	2	25
Congregational Churches.....	191	9	4,532	151	380,900	139	318,494	184	191	2,101	16,276
Eastern Orthodox Churches:											
Greek Orthodox Church (Hellenic).....	3	2	13,000			2	10,477	1	1	2	120
Russian Orthodox Church.....	3	3	26,000	1	2,600	3	6,102	2	2	2	37
Societies:											
Society of Friends (Orthodox).....	8			1	1,200	7	1,944	6	6	32	254
Independent churches.....	2					2	900	2	3	17	80
Fishing congregations.....	3	1	1,400			1	7,600	1	1	4	20
Lutheran bodies:											
General Council of the Evangelical Lutheran Church in North America.....	2	1	1,100	1	5,000	2	4,607	2	2	32	165
Finnish Evangelical Lutheran National Church.....	3	1	800			3	296	3	3	8	80
Methodist bodies:											
Methodist Episcopal Church.....	152	13	14,820	118	236,635	150	222,631	143	150	1,843	16,857
Methodist Episcopal Church of the Nazarene.....	4	1	900			2	3,157	3	3	28	111
Presbyterian bodies:											
Presbyterian Church in the United States of America.....	9	1	800	4	6,800	9	14,278	9	10	91	677
Methodist Episcopal Church.....	56	8	7,100	32	149,000	62	104,880	41	41	303	2,328
Roman Catholic Church.....	136	66	643,154	76	557,775	116	666,723	99	100	893	20,457
Evangelical Army.....	12	2	5,000			12	22,302	12	12	49	353
Spiritualists:											
Spiritualists (National Spiritualists' Association).....	3					3	837				75
Unitarians.....	23	3	3,300	11	39,300	20	42,695	17	17	136	755
Universalists.....	27	2	3,000	7	21,500	23	26,652	19	19	171	1,155
Other denominations.....	7	3	2,450	2	6,000	6	6,658	4	4	52	261

NEW JERSEY.

All denominations.....	3,187	1,255	\$8,546,987	1,635	\$10,092,037	3,046	\$12,790,877	2,793	3,042	47,002	501,756
Adventist bodies:											
Seventh-day Adventist Denomination.....	29	5	11,276			27	30,223	28	29	242	1,204
Emblems of God, General Council.....	5					6	3,721	3	3	19	115
Episcopal bodies:											
Baptists—											
Northern Baptist Convention.....	270	133	677,787	170	685,645	265	965,971	262	292	5,940	52,136
National Baptist Convention.....	106	67	120,180	13	29,600	106	137,057	106	107	842	7,260
Seventh Day Baptists.....	4			4	13,700	4	10,632	4	4	83	389
Brethren, German Baptist (Dunkers):											
The Brethren Church (Progressive Dunkers).....	2			1	1,800	2	812	2	2	14	50
Brethren, Plymouth:											
Brethren, Plymouth, I.....	11					10	6,821	10	10	38	350
Brethren, Plymouth, II.....	19					19	19,120	16	18	135	1,290
Brethren, Plymouth, III.....	3					3	974	2	2	11	168
Brethren, Plymouth, IV.....	5					4	2,122				
Brethren, Plymouth, V.....	2					2	474	2	2	2	18
Philadelphia.....	7					4	1,825	3	3	19	130
Christian and Missionary Alliance.....	7	2	6,250			7	10,921	5	5	29	203
Christian Church (American Christian Convention).....	12	3	13,200	9	27,200	12	13,487	12	12	166	2,171
Church of God and Saints of Christ.....	8	1	52			5	3,406	6	6	23	123
Churches of the New Jerusalem:											
General Convention of the New Jerusalem in the United States of America.....	3					2	3,007	1	1	3	15
Congregational Churches.....	50	24	166,576	20	153,000	49	368,579	49	53	993	7,941
Principles of Christ.....	2	1	13,300			1	12,009	2	2	42	521
Eastern Orthodox Churches:											
Russian Orthodox Church.....	12	11	170,180	5	34,500	12	63,043	10	11	16	888
Angelic Association.....	7	2	15,500	5	18,800	7	17,620	7	7	123	1,108
Angelic associations:											
Pillar of Fire.....	6	2	4,500			6	42,308	4	4	28	267
Societies:											
Society of Friends (Orthodox).....	18					17	10,631	2	2	12	95
Religious Society of Friends (Hicksite).....	20					18	14,833	18	18	153	1,231
Roman Evangelical Synod of North America.....	8	3	15,500	4	19,000	8	17,863	8	8	115	1,227
Independent churches.....	14	5	20,450	2	11,500	13	33,925	12	14	153	1,598
Assyrian Church (Assyrian).....	5										
Fishing congregations.....	60	24	243,080	4	15,500	51	124,087	23	24	112	2,276

TABLE 62.—STATISTICS OF RELIGIOUS BODIES IN

DENOMINATION.	Total number of organizations.	MEMBERS.					PLACES OF WORSHIP.			VALUE OF CHURCH PROPERTY.	
		Number of organizations reporting.	Total number reported.	Sex.		Number of organizations reporting—		Number of church edifices reported.	Number of organizations reporting.	Value reported.	
				Male.	Female.	Church edifices.	Halls, etc.				
NEW JERSEY—Continued.											
Lutheran bodies:											
General Synod of the Evangelical Lutheran Church in the United States of America.....	35	35	8,406	34	3,366	5,002	33	1	33	33	\$500,860
General Council of the Evangelical Lutheran Church in North America.....	76	76	19,680	65	5,460	7,139	70	1	71	70	1,301,032
Evangelical Lutheran Synodical Conference of America.....	31	31	5,616	29	2,120	3,154	26	3	29	27	220,550
Norwegian Lutheran Church of America—Synod for the Norwegian Evangelical Lutheran Church of America.....	3	3	614	2	232	232	3	3	3	47,000
Danish Evangelical Lutheran Church in America.....	3	3	480	1	10	10	2	1	2	2	17,000
Methodist bodies:											
Methodist Episcopal Church.....	673	672	131,211	586	44,581	69,894	652	20	658	651	10,718,635
Methodist Protestant Church.....	46	46	6,076	46	2,362	3,714	46	46	46	404,750
Congregational Methodist Church.....	5	5	201	5	89	112	5	5	5	18,500
Free Methodist Church of North America.....	4	4	213	4	85	128	3	3	3	12,000
African Methodist Episcopal Church.....	76	76	7,230	76	2,534	4,606	69	3	71	70	342,025
African Methodist Episcopal Zion Church.....	31	31	3,478	31	1,113	2,365	29	2	29	29	228,700
Union American Methodist Episcopal Church.....	12	12	710	12	275	435	11	1	11	12	29,080
African Union Methodist Protestant Church.....	7	7	498	7	208	290	7	7	7	19,100
Colored Methodist Episcopal Church.....	5	5	126	5	58	68	5	5	5	8,500
African American Methodist Episcopal Church.....	7	7	250	7	98	152	7	7	295
Moravian bodies:											
Moravian Church (Unitas Fratrum).....	4	4	704	4	303	401	4	5	4	56,000
New Apostolic Church.....	2	2	409	2	163	246	2
Pentecostal Church of the Nazarene.....	5	5	93	5	42	51	3	1	3	4	4,600
Polish National Catholic Church of America.....	4	4	1,680	4	1,045	635	4	4	4	31,900
Presbyterian bodies:											
Presbyterian Church in the United States of America.....	392	389	102,290	346	35,211	56,291	370	3	407	368	12,100,270
United Presbyterian Church of North America.....	10	10	1,904	10	741	1,163	10	10	8	148,000
Protestant Episcopal Church.....	289	289	67,996	223	21,645	30,373	264	8	270	282	7,306,612
Reformed bodies:											
Reformed Church in America.....	149	149	37,959	144	14,263	22,613	146	164	144	3,992,235
Reformed Church in the United States.....	3	3	813	3	358	455	3	3	3	47,000
Christian Reformed Church.....	13	13	3,067	13	1,363	1,704	12	1	12	12	195,722
Hungarian Reformed Church in America.....	11	11	3,254	11	2,095	1,159	10	10	10	99,550
Reformed Episcopal Church.....	3	2	234	2	72	162	3	3	3	47,500
Roman Catholic Church.....	517	513	790,764	463	325,385	337,484	415	14	423	397	15,353,158
Salvation Army.....	23	23	915	23	395	520	13	10	13	13	132,123
Spiritualists:											
Spiritualists (National Spiritualists' Association).....	6	6	360	6	115	245	1	3	1	1	3,000
Theosophical societies:											
Theosophical Society, American Section.....	5	5	85	5
Unitarians.....	12	12	1,291	12	527	764	11	11	11	162,764
Universalists.....	3	3	566	3	222	344	3	5	3	121,000
Volunteers of America.....	6	6	373	6	273	100	5
All other denominations.....	15	15	2,913	15	1,595	1,318	8	4	10	9	78,035
NEW MEXICO.											
All denominations.....	1,088	1,076	209,809	885	70,045	82,624	685	254	712	606	\$1,951,963
Adventist bodies:											
Seventh-day Adventist Denomination.....	12	12	323	12	131	192	5	4	5	5	4,300
Baptists:											
Baptists—											
Southern Baptist Convention.....	135	135	6,721	134	2,648	4,044	61	52	61	63	205,986
Brethren, German Baptist (Dunkers):											
Church of the Brethren (Conservative Dunkers).....	4	4	201	4	99	102	3	1	4	3	6,500
Churches of Christ.....	51	51	1,333	51	534	799	13	38	13	13	11,750
Churches of God, General Assembly.....	2	2	46	2	18	28	1	1	1	1	350
Congregational Churches.....	7	7	366	7	140	226	7	7	7	38,150
Disciples of Christ.....	33	32	2,284	19	549	1,082	12	7	12	12	75,600
Independent churches.....	6	6	210	6	84	126	2	3	2	2	1,600
Latter Day Saints:											
Church of Jesus Christ of Latter Day Saints.....	7	7	1,484	7	686	798	7	8	6	8,995
Lutheran bodies:											
General Synod of the Evangelical Lutheran Church in the United States of America.....	3	3	208	3	84	124	2	1	2	2	14,000
Evangelical Lutheran Synodical Conference of America.....	2	2	301	2	139	162	2	2	2	1,550
Methodist bodies:											
Methodist Episcopal Church.....	77	77	4,385	50	1,326	1,952	57	12	58	57	173,900
Methodist Episcopal Church, South.....	114	114	7,120	101	2,472	4,009	47	67	47	47	203,800
Free Methodist Church of North America.....	4	4	43	4	14	29	1	1	1	1	1,000
African Methodist Episcopal Church.....	5	5	140	5	52	88	4	1	4	4	8,000
Colored Methodist Episcopal Church.....	6	6	79	6	30	49	6	6	6	4,300
Pentecostal Church of the Nazarene.....	3	3	69	3	23	46	2	1	2	2	1,557
Presbyterian bodies:											
Presbyterian Church in the United States of America.....	62	62	3,892	47	1,405	1,925	48	11	48	48	175,225
Cumberland Presbyterian Church.....	3	3	43	2	11	18	1
Presbyterian Church in the United States.....	7	7	310	6	126	169	3	3	3	19,200
Protestant Episcopal Church.....	45	45	1,718	32	578	946	23	1	23	23	98,900
Reformed bodies:											
Christian Reformed Church.....	2	2	119	2	52	67	2
Roman Catholic Church.....	476	466	177,727	369	58,697	65,461	370	47	392	381	875,400
Salvation Army.....	2	2	63	2	26	37
United Brethren bodies:											
Church of the United Brethren in Christ.....	12	12	255	2	41	48	4	1	4	4	9,300
All other denominations.....	8	8	369	7	80	97	5	2	7	4	12,600

GENERAL TABLES.

EACH STATE, BY DENOMINATIONS: 1916—Continued.

DENOMINATION.	Total number of organizations.	DEBT ON CHURCH PROPERTY.		PARSONAGES.		EXPENDITURES FOR YEAR.		SUNDAY SCHOOLS CONDUCTED BY CHURCH ORGANIZATIONS.			
		Number of organizations reporting.	Amount of debt reported.	Number of organizations reporting.	Value of parsonages reported.	Number of organizations reporting.	Amount reported.	Number of organizations reporting.	Number of Sunday schools reported.	Number of officers and teachers.	Number of scholars.

NEW JERSEY—Continued.

Lutheran bodies:											
General Synod of the Evangelical Lutheran Church in the United States of America.....	35	24	\$114,829	18	\$88,000	34	\$91,473	34	38	659	6,977
General Council of the Evangelical Lutheran Church in North America.....	76	57	287,825	41	200,100	76	197,570	73	89	1,241	12,061
Evangelical Lutheran Synodical Conference of America.....	31	22	49,808	13	54,700	30	60,123	28	36	342	3,005
Norwegian Lutheran Church of America— Synod for the Norwegian Evangelical Lutheran Church of America.....	3	2	14,200	2	9,500	3	6,516	3	5	88	547
Danish Evangelical Lutheran Church in America.....	3	1	3,075	1	5,000	2	1,236	1	1	4	80
Methodist bodies:											
Methodist Episcopal Church.....	673	225	1,045,845	422	1,850,850	661	1,674,891	643	672	12,902	133,169
Methodist Protestant Church.....	46	20	42,940	33	94,850	46	82,809	46	47	873	8,238
Congregational Methodist Church.....	5	3	2,007			3	105	5	5	26	276
Free Methodist Church of North America.....	4	1	2,000	2	8,000	4	3,970	3	3	31	180
African Methodist Episcopal Church.....	76	46	51,869	39	83,400	76	105,927	70	70	662	5,462
African Methodist Episcopal Zion Church.....	31	18	48,162	8	20,400	30	47,409	28	25	224	2,393
Union American Methodist Episcopal Church.....	12	6	3,270			12	7,373	11	11	53	315
African Union Methodist Protestant Church.....	7	2	1,300	1	600	7	7,425	7	7	40	400
Colored Methodist Episcopal Church.....	5	1	150			5	1,320	5	5	23	109
African American Methodist Episcopal Church.....	7					7	2,990	1	1	4	20
Moravian bodies:											
Moravian Church (Unitas Fratrum).....	4	2	8,000	4	16,500	4	8,448	4	4	50	557
New Apostolic Church.....	2					2	655	2	2	5	122
Pentecostal Church of the Nazarene.....	5	2	350			5	1,544	4	4	24	105
Polish National Catholic Church of America.....	4	4	9,300	3	15,000	2	8,350	2	2	3	220
Presbyterian bodies:											
Presbyterian Church in the United States of America.....	392	104	603,310	247	1,485,879	380	2,104,236	372	433	9,333	83,757
United Presbyterian Church of North America.....	10	5	31,800	1	5,000	10	31,942	10	11	228	2,571
Protestant Episcopal Church.....	289	72	284,995	137	1,445,590	285	1,296,176	275	285	3,916	33,101
Reformed bodies:											
Reformed Church in America.....	149	57	259,621	109	602,840	148	702,900	149	188	3,615	35,141
Reformed Church in the United States.....	3	1	1,000	2	10,000	3	30,703	2	2	44	363
Christian Reformed Church.....	13	9	52,625	12	65,498	13	73,862	13	13	190	2,385
Hungarian Reformed Church in America.....	11	9	33,750	5	24,450	11	31,997	7	8	11	693
Reformed Episcopal Church.....	3			1	4,000	3	5,534	3	3	26	187
Roman Catholic Church.....	517	258	4,016,512	290	2,951,135	460	4,156,431	344	375	2,706	83,820
Salvation Army.....	23	10	56,174			23	54,534	22	23	132	1,167
Spiritualists:											
Spiritualists (National Spiritualists' Association).....	6	1	1,500	1	1,500	5	4,365	2	3	20	83
Theosophical societies:											
Theosophical Society, American Section.....	5										
Unitarians.....	12	7	29,500	2	11,000	12	35,021	11	11	82	470
Universalists.....	3			3	26,000	3	14,292	3	3	28	295
Volunteers of America.....	6					5	5,829	2	2	12	89
All other denominations.....	15	3	13,400	1	2,000	13	16,244	11	13	87	714

NEW MEXICO.

All denominations.....	1,088	109	\$116,390	173	\$305,925	793	\$463,296	631	715	3,855	45,122
Adventist bodies:											
Seventh-day Adventist Denomination.....	12					10	5,068	9	11	57	230
Baptist bodies:											
Baptists—											
Southern Baptist Convention.....	135	23	16,756	6	10,000	116	65,254	90	94	805	6,585
Brethren, German Baptist (Dunkers):											
Church of the Brethren (Conservative Dunkers).....	4	1	300			4	897	3	4	36	273
Churches of Christ.....	51					20	3,555	22	23	63	654
Churches of God, General Assembly.....	7	3	2,200	2	2,600	4	10,700	6	6	39	473
Congregational Churches.....	33	4	9,604	4	5,800	20	22,512	25	25	207	2,206
Disciples of Christ.....	6	1	350			2	60	6	6	40	185
Independent churches.....	6										
Latter Day Saints:											
Church of Jesus Christ of Latter Day Saints.....	7	1	20			7	2,857	7	7	124	654
Lutheran bodies:											
General Synod of the Evangelical Lutheran Church in the United States of America.....	3	1	750	2	6,500	3	6,455	3	3	26	239
Evangelical Lutheran Synodical Conference of America.....	2	1	350	2	1,150	2	1,279	2	3	3	48
Methodist bodies:											
Methodist Episcopal Church.....	77	13	8,944	30	47,500	72	52,494	68	85	568	4,912
Methodist Episcopal Church, South.....	114	10	20,876	35	52,900	114	81,635	72	76	598	6,332
Free Methodist Church of North America.....	4					4	595	3	4	14	120
African Methodist Episcopal Church.....	5	3	940	2	1,500	5	2,255	4	4	33	101
Colored Methodist Episcopal Church.....	6	3	490	1	400	6	1,640	5	5	22	74
Pentecostal Church of the Nazarene.....	3					3	1,286	2	2	14	81
Presbyterian bodies:											
Presbyterian Church in the United States of America.....	62	4	2,370	18	33,375	61	51,199	52	57	510	3,943
Cumberland Presbyterian Church.....	3					1	15	1	1	5	45
Presbyterian Church in the United States.....	7	3	2,350	2	3,700	6	4,456	5	5	41	315
Protestant Episcopal Church.....	45	2	1,450	9	18,400	35	20,508	15	15	87	714
Reformed bodies:											
Christian Reformed Church.....	2					2	508	2	2	9	109
Roman Catholic Church.....	476	34	47,550	57	115,100	276	117,904	206	249	402	15,775
Salvation Army.....	2					2	3,165	2	2	12	98
United Brethren bodies:											
Church of the United Brethren in Christ.....	12	2	1,090	1	1,500	12	2,724	12	15	90	464
All other denominations.....	8			2	5,500	5	3,360	7	9	41	442

RELIGIOUS BODIES.

TABLE 62.—STATISTICS OF RELIGIOUS BODIES IN

DENOMINATION.	Total number of organizations.	MEMBERS.					PLACES OF WORSHIP.			VALUE OF CHURCH PROPERTY.	
		Number of organizations reporting.	Total number reported.	Sex.		Number of organizations reporting—	Number of church edifices reported.	Number of organizations reporting.	Value reported.		
				Male.	Female.					Church edifices.	Halls, etc.
NEW YORK.											
All denominations.....	9,905	9,829	4,315,404	8,575	1,566,853	1,915,685	8,780	867	9,057	8,722	\$293,210,904
Adventist bodies:											
Advent Christian Church.....	24	24	1,024	22	372	577	22	1	22	22	75,500
Seventh-day Adventist Denomination.....	73	73	3,546	73	859	2,687	36	19	36	37	162,325
Life and Advent Union.....	2	2	130	2	45	85	2		2	2	15,500
Churches of God in Christ Jesus.....	2	2	70	2	32	38	1		1	1	2,000
American Rescue Workers.....	4	4	38	4	23	15					
Armenian Church.....	4	4	2,893	4	1,921	762	2	2	2	2	50,000
Assemblies of God, General Council.....	6	6	730	6	298	432	3	3	3	4	10,580
Bahais.....	7	7	295	6	82	164				1	100
Baptist bodies:											
Baptists—											
Northern Baptist Convention.....	936	932	182,443	815	59,239	99,838	924	10	943	923	20,423,318
National Baptist Convention.....	43	43	5,652	43	1,915	3,737	21	20	21	36	246,536
Seventh Day Baptists.....	19	19	2,408	19	960	1,448	17	2	17	17	55,800
Free Baptists.....	10	10	887	10	331	556	10		11	10	61,200
Primitive Baptists.....	23	23	385	17	72	213	19	2	19	19	76,000
Brethren, German Baptist (Dunkers):											
Church of the Brethren (Conservative Dunkers).....	3	3	185	3	98	87	3		3	3	29,000
Brethren, Plymouth:											
Brethren, Plymouth, I.....	13	13	494	13	218	276	2	11	2	2	10,100
Brethren, Plymouth, II.....	12	11	571	11	244	327		12			
Brethren, Plymouth, III.....	2	2	43	2	17	26		2			
Brethren, Plymouth, IV.....	8	8	344	8	140	204		8			
Brethren, Plymouth, V.....	7	7	233	7	83	150		7			
Brethren, River:											
Brethren in Christ.....	2	2	69	2	32	37	2		2	2	7,500
Catholic Apostolic Church.....	3	3	1,216	3	476	740	3		3	3	85,000
Christadelphians.....	13	13	274	12	128	145		12		1	100
Christian and Missionary Alliance.....	29	28	1,274	24	381	779	21	8	21	21	71,500
Christian Church (American Christian Convention).....	77	77	4,818	66	1,742	2,671	77		77	77	276,283
Church of God and Saints of Christ.....	17	16	473	16	165	308	2	7	2	2	4,700
Churches of the New Jerusalem:											
General Convention of the New Jerusalem in the United States of America.....	7	7	531	7	183	348	4	1	4	4	415,000
Communitistic societies:											
United Society of Believers (Shakers).....	2	2	106	2	18	88	2		2	2	10,000
Congregational Churches.....	308	306	65,021	306	23,735	41,286	299	3	310	299	7,765,532
Disciples of Christ.....	56	55	11,139	48	4,084	6,141	51	2	51	51	842,900
Eastern Orthodox Churches:											
Greek Orthodox Church (Hellenic).....	6	6	23,030	3	1,765	265	5	1	5	5	216,000
Russian Orthodox Church.....	18	18	14,876	18	9,240	5,636	17	1	18	18	307,675
Syrian Orthodox Church.....	3	3	2,720	3	1,430	1,290	3		3	3	40,200
Evangelical Association:	65	65	6,420	64	2,520	3,835	63		63	63	689,101
Evangelistic associations:											
Apostolic Christian Church.....	2	2	163	2	63	100	2		2	2	7,000
Pillar of Fire.....	2	2	55	2	15	40		2			
Friends:											
Society of Friends (Orthodox).....	37	37	3,489	37	1,564	1,925	35	1	35	35	334,700
Religious Society of Friends (Hicksite).....	26	26	1,843	26	838	1,005	25		26	25	140,850
Orthodox Conservative Friends (Wilburite).....	2	2	70	2	26	44			2	2	3,000
German Evangelical Synod of North America.....	66	65	26,342	50	7,849	10,417	65		66	65	1,307,600
Independent churches.....	61	50	6,482	46	2,366	3,931	48	11	49	47	1,672,125
Jacobite Church (Assyrian).....	2	2	44	2	29	15			2		
Jewish congregations.....	825	798	113,924	786	73,821	34,975	316	493	321	302	15,626,883
Latter Day Saints:											
Church of Jesus Christ of Latter Day Saints.....	5	5	598	5	275	323	2	2	2	1	56,000
Reorganized Church of Jesus Christ of Latter Day Saints.....	7	7	568	7	252	316	5	1	5	5	29,500
Lutheran bodies:											
General Synod of the Evangelical Lutheran Church in the United States of America.....	126	126	27,574	115	11,213	14,851	124	2	125	125	2,306,625
General Council of the Evangelical Lutheran Church in North America.....	193	192	73,581	165	26,079	34,117	184	3	185	184	6,032,446
Evangelical Lutheran Synodical Conference of America.....	131	131	36,819	122	14,644	20,433	120	3	124	120	2,334,375
Norwegian Lutheran Church of America—											
Synod for the Norwegian Evangelical Lutheran Church of America.....	6	6	1,440	5	485	511	6		6	6	117,000
United Norwegian Lutheran Church in America.....	5	5	720	4	224	296	5		5	4	111,000
Evangelical Lutheran Joint Synod of Ohio and Other States.....	4	4	1,145	4	445	700	4		4	4	103,000
Lutheran Synod of Buffalo.....	22	22	3,050	20	1,286	1,533	22		22	21	145,043
Danish Evangelical Lutheran Church in America.....	4	4	590	4	260	330	3		3	3	34,000
Finnish Evangelical Lutheran Church of America, or Suomi Synod.....	4	4	408	3	70	308	2	1	2	2	22,486
United Danish Evangelical Lutheran Church in America.....	3	3	183	3	82	101	1	1	2	2	7,800
Finnish Evangelical Lutheran National Church.....	2	2	67	2	12	55		2		1	20
Mennonite bodies:											
Conservative Amish Mennonite Church.....	2	2	232	2	107	125	2		2	2	6,000
Reformed Mennonite Church.....	3	3	85	3	35	50	3		3	3	8,000
Methodist bodies:											
Methodist Episcopal Church.....	2,129	2,126	328,250	1,799	108,138	175,556	2,086	31	2,111	2,084	28,742,472
Methodist Protestant Church.....	75	75	4,376	75	1,606	2,770	67	8	67	68	289,100
Wesleyan Methodist Connection of America.....	73	73	2,365	68	846	1,477	68	3	71	66	141,250
Primitive Methodist Church in the United States of America.....	2	2	205	2	69	136	2		2	2	36,000
Free Methodist Church of North America.....	123	127	3,774	118	1,212	2,429	113	6	115	110	294,400
African Methodist Episcopal Church.....	45	45	3,214	45	987	2,227	35	3	35	35	219,350
African Methodist Episcopal Zion Church.....	71	71	9,005	71	3,075	5,930	66	5	66	64	804,700
Union American Methodist Episcopal Church.....	4	4	157	4	52	105	4		4	4	20,500
African Union Methodist Protestant Church.....	3	3	101	3	40	61	3		3	3	4,500

GENERAL TABLES.

EACH STATE, BY DENOMINATIONS: 1916—Continued.

DENOMINATION.	DEBT ON CHURCH PROPERTY.		PARSONAGES.		EXPENDITURES FOR YEAR.		SUNDAY SCHOOLS CONDUCTED BY CHURCH ORGANIZATIONS.				
	Total number of organizations.	Number of organizations reporting.	Amount of debt reported.	Number of organizations reporting.	Value of parsonages reported.	Number of organizations reporting.	Amount reported.	Number of organizations reporting.	Number of Sunday schools reported.	Number of officers and teachers.	Number of scholars.
NEW YORK.											
All denominations.....	9,905	2,825	\$36,201,461	5,319	\$28,782,609	9,296	\$39,506,789	8,056	8,616	118,473	1,296,956
Adventist bodies:											
Advent Christian Church.....	24	4	14,400	8	9,600	19	11,291	16	16	121	873
Seventh-day Adventist Denomination.....	73	12	28,926	1	2,500	65	96,322	69	76	580	3,073
Life and Advent Union.....	2	1	6,500			2	2,650	1	1	15	73
Churches of God in Christ Jesus.....	2					4	821	1	1	5	25
American Rescue Workers.....	4					4	5,088	2	2	4	35
Armenian Church.....	4	1	10,000			2	6,500	1	1	2	90
Assemblies of God, General Council.....	6					6	8,753	5	5	37	247
Bahais.....	7					3	1,512				
Baptist bodies:											
Baptists:											
Northern Baptist Convention.....	936	205	1,772,239	510	1,418,650	918	2,500,955	873	900	14,900	137,368
National Baptist Convention.....	43	18	67,385	2	14,500	40	52,718	40	40	291	2,229
Seventh Day Baptists.....	19			14	23,900	19	19,252	19	19	284	1,571
Free Baptists.....	10			7	10,300	10	11,899	10	10	134	882
Primitive Baptists.....	23					11	2,032				
Brethren, German Baptist (Dunkers):											
Church of the Brethren (Conservative Dunkers).....	3			1	5,500	3	2,860	3	3	40	434
Brethren, Plymouth:											
Brethren, Plymouth, I.....	13	2	7,500			12	7,301	9	10	36	322
Brethren, Plymouth, II.....	12					12	12,234	7	7	54	441
Brethren, Plymouth, III.....	2					2	603				
Brethren, Plymouth, IV.....	3					6	4,176	1	1	2	16
Brethren, Plymouth, V.....	7					6	2,186	4	5	17	175
Brethren, River:											
Brethren in Christ.....	2					2	1,402	2	2	16	132
Catholic Apostolic Church.....	3					1	2,750	1	1	3	50
Christadelphians.....	13					10	1,606	10	10	34	212
Christadelphians and Missionary Alliance.....	29	11	21,973	5	13,700	27	34,209	26	28	226	1,584
Christian Church (American Christian Convention).....	77	3	11,000	41	73,300	66	51,112	64	64	618	4,308
Church of God and Saints of Christ.....	17	2	3,250			11	6,200	11	11	43	334
Churches of the New Jerusalem:											
General Convention of the New Jerusalem in the United States of America.....	7	2	17,200			4	20,050	4	4	19	135
Communitarian societies:											
United Society of Believers (Shakers).....	2					2	650	2	2	3	24
Congregational Churches.....	306	78	490,705	168	538,039	304	1,181,886	289	304	5,119	42,962
Disciples of Christ.....	56	25	136,730	12	40,200	52	143,255	54	54	866	8,520
Eastern Orthodox Churches:											
Greek Orthodox Church (Hellenic).....	6	4	136,900			6	38,794	1	1	1	30
Russian Orthodox Church.....	18	15	152,713	9	113,800	17	57,073	11	13	17	529
Syrian Orthodox Church.....	3	2	15,000	1	1,200	3	4,400	2	2	8	134
Evangelical Association.....	65	19	117,725	42	143,200	65	119,993	62	64	1,032	8,801
Evangelistic associations:											
Apostolic Christian Church.....	2					2	860	2	3	5	82
Pillar of Fire.....	2					2	2,100	1	2	5	20
Friends:											
Society of Friends (Orthodox).....	37	2	3,114	14	35,000	34	31,976	28	30	306	2,244
Religious Society of Friends (Hicksite).....	26					22	9,945	6	6	26	186
Orthodox Conservative Friends (Wilburite).....	2					2	150				
German Evangelical Synod of North America.....	66	27	232,250	34	172,050	66	209,768	61	66	1,168	12,506
Independent churches.....	61	10	83,325	5	26,500	51	107,296	49	52	535	5,232
Jacobite Church (Assyrian).....	2					2					
Jewish congregations.....	825	237	3,862,140	61	52,000	781	1,894,895	141	156	727	19,201
Latter Day Saints:											
Church of Jesus Christ of Latter Day Saints.....	5			1	1,200	4	9,076	3	4	26	192
Reorganized Church of Jesus Christ of Latter Day Saints.....	7	2	7,100			6	4,154	7	7	81	490
Lutheran bodies:											
General Synod of the Evangelical Lutheran Church in the United States of America.....	126	38	256,375	73	341,175	118	298,802	109	118	1,884	17,033
General Council of the Evangelical Lutheran Church in North America.....	193	105	998,651	105	630,600	190	809,217	188	230	4,477	46,160
Evangelical Lutheran Synodical Conference of America.....	131	67	454,702	80	288,238	124	430,209	104	136	1,406	14,725
Norwegian Lutheran Church of America—Synod for the Norwegian Evangelical Lutheran Church of America.....	6	4	26,500	2	7,200	6	17,757	6	8	127	1,196
United Norwegian Lutheran Church in America.....	5	3	31,900	1	20,000	5	14,637	5	6	161	1,322
Evangelical Lutheran Joint Synod of Ohio and Other States.....	4	4	37,600	4	20,900	4	14,741	4	4	67	607
Lutheran Synod of Buffalo.....	22	8	25,500	13	30,500	22	43,744	12	12	84	787
Danish Evangelical Lutheran Church in America.....	4	3	13,000	2	8,000	4	4,827	3	3	11	155
Finnish Evangelical Lutheran Church of America, or Suomi Synod.....	4	1	5,400			3	3,858	4	6	29	232
United Danish Evangelical Lutheran Church in America.....	3	2	2,400			3	3,329	2	4	17	126
Finnish Evangelical Lutheran National Church.....	2					2	505				
Mennonite bodies:											
Conservative Amish Mennonite Church.....	2	2	250			2	380	2	2	7	75
Reformed Mennonite Church.....	3					3	300				
Methodist bodies:											
Methodist Episcopal Church.....	2,129	419	2,603,705	1,516	4,600,900	2,114	4,531,496	2,011	2,065	33,008	319,512
Methodist Protestant Church.....	75	11	20,864	51	98,770	72	62,029	63	67	754	5,664
Wesleyan Methodist Connection of America.....	73	16	3,825	43	59,750	69	57,164	65	71	509	3,618
Primitive Methodist Church in the United States of America.....	2	2	8,600	1	4,000	2	4,460	2	2	28	219
Free Methodist Church of North America.....	128	15	23,538	78	143,750	116	90,043	104	107	839	5,216
African Methodist Episcopal Church.....	45	24	18,185	14	18,500	44	41,318	41	41	337	2,130
African Methodist Episcopal Zion Church.....	71	28	92,956	35	111,541	70	116,542	66	66	673	4,569
Union American Methodist Episcopal Church.....	4	2	6,795			4	3,217	3	3	23	130
African Union Methodist Protestant Church.....	3	1	700	1	1,000	3	2,411	3	3	14	79

RELIGIOUS BODIES.

TABLE 62.—STATISTICS OF RELIGIOUS BODIES IN

DENOMINATION.	Total number of organizations.	MEMBERS.				PLACES OF WORSHIP.			VALUE OF CHURCH PROPERTY.	
		Number of organizations reporting.	Total number reported.	Sex.		Number of organizations reporting—		Number of church edifices reported.	Number of organizations reporting.	Value reported.
				Male.	Female.	Church edifices.	Halls, etc.			

NEW YORK—Continued.

Moravian bodies:											
Moravian Church (Unitas Fratrum).....	11	11	2,882	11	1,116	1,766	10	1	12	10	\$291,500
New Apostolic Church.....	4	4	1,897	4	803	1,094	4	4	4	4	69,500
Pentecostal Church of the Nazarene.....	21	21	1,011	20	292	685	11	9	11	12	87,800
Polish National Catholic Church of America.....	3	3	8,360	3	4,145	4,215	3	4	4	3	345,000
Presbyterian bodies:											
Presbyterian Church in the United States of America.....	842	841	222,888	764	72,143	120,683	830	7	879	828	33,020,846
Welsh Calvinistic Methodist Church.....	17	17	1,955	17	850	1,105	17	17	17	17	192,500
United Presbyterian Church of North America.....	64	64	11,150	61	4,467	6,223	64	64	64	62	959,900
Synod of the Reformed Presbyterian Church of North America.....	13	13	1,163	13	388	775	13	13	13	13	216,000
Protestant Episcopal Church.....	885	876	227,685	575	54,679	83,711	840	17	902	831	66,664,099
Reformed bodies:											
Reformed Church in America.....	300	300	66,778	291	23,705	40,679	297	2	332	294	12,820,035
Reformed Church in the United States.....	22	22	7,218	15	2,212	2,721	22	22	22	22	514,500
Christian Reformed Church.....	5	5	389	5	152	207	4	1	4	3	21,500
Hungarian Reformed Church in America.....	6	6	670	6	515	155	2	2	2	2	58,000
Reformed Episcopal Church.....	7	7	744	6	262	432	7	7	7	7	511,500
Roman Catholic Church.....	1,506	1,496	2,745,552	1,262	1,019,745	1,144,528	1,402	21	1,449	1,365	\$1,238,931
Salvation Army.....	75	74	4,361	74	1,975	2,386	41	34	41	40	790,516
Scandinavian Evangelical bodies:											
Swedish Evangelical Mission Covenant of America.....	6	6	1,679	4	310	392	4	4	4	4	94,000
Norwegian-Danish Free Church.....	5	5	631	5	248	383	4	1	4	5	82,500
Society for Ethical Culture.....	2	2	1,450	2	867	583	2	2	2	2	8,500
Spiritualists:											
Spiritualists (National Spiritualists' Association).....	18	18	1,116	18	419	697	2	13	2	2	8,500
Theosophical societies:											
Theosophical Society.....	2	2	67	2	22	45	2	2	2	2	8,500
Theosophical Society, American Section.....	16	16	525	16	525	525	16	16	16	16	8,500
Unitarians.....	26	26	6,288	20	1,369	2,167	24	2	27	24	1,960,217
United Brethren bodies:											
Church of the United Brethren in Christ.....	42	42	2,684	37	994	1,585	37	3	37	36	135,525
United Evangelical Church.....	6	6	249	6	94	155	4	2	4	4	11,800
Universalists.....	107	104	9,175	89	2,839	5,434	102	2	102	102	230,550
Volunteers of America.....	11	11	1,153	11	1,023	130	2	4	3	2	18,500
All other denominations.....	11	11	632	11	266	366	3	3	3	3	14,000

NORTH CAROLINA.

All denominations.....	9,735	9,713	1,080,723	9,027	424,674	599,505	9,135	280	9,244	9,046	\$25,523,323
Adventist bodies:											
Advent Christian Church.....	23	23	1,960	13	496	717	16	16	16	16	14,655
Seventh-day Adventist Denomination.....	26	26	704	26	226	478	15	8	15	16	22,980
Churches of God in Christ Jesus.....	4	4	153	4	64	89	4	4	4	4	2,200
Baptist bodies:											
Baptists—											
Southern Baptist Convention.....	2,137	2,137	279,112	2,037	113,074	155,161	1,998	56	2,016	1,976	5,188,390
National Baptist Convention.....	1,376	1,373	212,019	1,373	86,646	125,373	1,358	9	1,362	1,357	2,209,358
Free Will Baptists.....	253	253	22,914	253	8,838	14,076	250	2	250	249	249,165
Colored Free Will Baptists.....	112	112	10,773	112	4,197	6,576	109	1	109	112	121,010
Regular Baptists.....	59	59	3,714	32	856	1,458	32	32	32	32	18,950
Primitive Baptists.....	279	279	10,481	240	3,021	5,962	239	1	240	238	270,075
Colored Primitive Baptists.....	32	32	1,000	32	300	700	20	12	20	20	20,500
Brethren, German Baptist (Dunkers):											
Church of the Brethren (Conservative Dunkers).....	21	21	964	21	407	557	16	4	18	15	18,750
Brethren, Plymouth:											
Brethren, Plymouth, I.....	4	4	54	4	29	25	4	4	4	4	8,500
Christian and Missionary Alliance.....	3	3	314	3	105	209	3	3	3	3	7,330
Christian Church (American Christian Convention).....	184	184	18,299	160	7,151	9,644	178	1	178	178	321,526
Church of God and Saints of Christ.....	11	11	301	11	92	209	5	3	5	5	3,500
Churches of Christ.....	21	21	951	21	380	571	19	1	19	19	16,250
Churches of God, General Assembly.....	8	8	285	8	99	186	4	4	4	5	3,500
Congregational Churches.....	61	61	3,125	61	1,306	1,819	58	1	59	58	133,229
Disciples of Christ.....	173	173	20,095	100	5,674	6,981	162	4	163	103	339,900
Evangelistic associations:											
Lumber River Mission.....	6	6	434	6	177	257	6	6	6	6	6,425
Friends:											
Society of Friends (Orthodox).....	63	63	8,229	63	3,804	4,425	57	57	57	57	153,059
Orthodox Conservative Friends (Wilburite).....	8	8	402	8	214	188	8	8	8	7	7,330
Independent churches.....	10	10	622	9	186	300	9	1	9	9	17,540
International Apostolic Holiness Church.....	36	36	1,010	35	363	633	33	2	33	33	32,136
Jewish congregations.....	8	8	572	8	340	232	5	3	5	5	49,500
Latter Day Saints:											
Church of Jesus Christ of Latter Day Saints.....	12	12	2,802	12	1,338	1,464	11	11	11	12	3,355
Lutheran bodies:											
United Synod of the Evangelical Lutheran Church in the South.....	154	154	19,450	154	9,011	10,439	150	2	151	150	753,740
Evangelical Lutheran Synodical Conference of America.....	32	32	2,558	28	980	1,262	22	1	26	24	45,575
Evangelical Lutheran Joint Synod of Ohio and Other States.....	9	9	887	2	146	181	9	9	9	9	13,550
Methodist bodies:											
Methodist Episcopal Church.....	387	387	26,384	201	5,650	7,849	372	15	372	372	568,214
Methodist Protestant Church.....	187	187	18,083	187	7,802	10,231	185	2	185	184	400,420
Wesleyan Methodist Connection of America.....	48	48	1,477	47	513	917	44	2	48	45	37,754
Methodist Episcopal Church, South.....	1,662	1,661	199,764	1,594	81,024	112,173	1,592	70	1,602	1,591	5,453,145
African Methodist Episcopal Church.....	247	247	20,433	247	7,488	12,945	237	10	242	239	583,286
African Methodist Episcopal Zion Church.....	777	777	74,365	777	28,748	45,617	761	14	763	750	1,790,659
Colored Methodist Episcopal Church.....	46	46	3,274	46	1,172	2,102	46	46	46	46	99,200
Reformed Zion Union Apostolic Church.....	5	5	156	5	60	96	5	5	5	5	4,300

GENERAL TABLES.

EACH STATE, BY DENOMINATIONS: 1916—Continued.

DENOMINATION.	Total number of organizations.	DEBT ON CHURCH PROPERTY.		PARSONAGES.		EXPENDITURES FOR YEAR.		SUNDAY SCHOOLS CONDUCTED BY CHURCH ORGANIZATIONS.			
		Number of organizations reporting.	Amount of debt reported.	Number of organizations reporting.	Value of parsonages reported.	Number of organizations reporting.	Amount reported.	Number of organizations reporting.	Number of Sunday schools reported.	Number of officers and teachers.	Number of scholars.
NEW YORK—Continued.											
Moravian bodies:											
Moravian Church (Unitas Fratrum).....	11	3	\$26,700	7	\$54,500	11	\$53,720	11	12	172	1,487
New Apostolic Church.....	4	4	47,040			3	6,009	4	4	17	345
Pentecostal Church of the Nazarene.....	21	9	25,440	1	1,400	20	23,244	21	23	217	1,251
Polish National Catholic Church of America.....	3	3	99,500	2	55,000	3	47,696	3	3	9	670
Presbyterian bodies:											
Presbyterian Church in the United States of America.....	842	179	1,558,442	576	3,124,000	819	5,560,307	807	897	16,760	160,012
Welsh Calvinistic Methodist Church.....	17	1	26,000	7	17,100	16	26,213	15	15	146	977
United Presbyterian Church of North America.....	64	14	74,800	40	116,900	64	233,190	64	66	1,010	10,116
Synod of the Reformed Presbyterian Church of North America.....	13	2	9,000	3	8,000	13	37,338	13	13	143	1,158
Reformed Episcopal Church.....	885	207	2,148,148	450	4,581,436	860	5,710,850	740	799	9,772	89,094
Reformed bodies:											
Reformed Church in America.....	300	67	524,070	219	1,104,500	293	1,258,565	294	344	5,432	49,609
Reformed Church in the United States.....	22	16	128,350	13	72,500	22	66,887	21	23	446	5,704
Christian Reformed Church.....	5	2	6,125	3	8,000	5	8,732	4	5	24	327
Hungarian Reformed Church in America.....	6	2	43,700	2	16,000	6	33,448	5	5	6	148
Reformed Episcopal Church.....	7	3	31,200			7	15,879	7	7	69	507
Roman Catholic Church.....	1,506	805	19,122,247	981	10,339,760	1,214	12,417,734	1,123	1,231	10,200	280,264
Salvation Army.....	75	33	339,977			75	228,267	70	70	531	4,274
Scandinavian Evangelical bodies:											
Swedish Evangelical Mission Covenant of America.....	6					1	480	5	5	120	1,208
Norwegian-Danish Free Church.....	5	5	36,200			5	13,138	5	5	60	462
Society for Ethical Culture.....	2					2	52,615	2	2	18	180
Spiritualists:											
Spiritualists (National Spiritualists' Association).....	18	1	1,200			18	17,681	5	5	25	170
Theosophical societies:											
Theosophical Society.....	2										
Theosophical Society, American Section.....	16										
Unitarians.....	26	8	21,150	6	36,000	23	157,937	20	20	185	1,285
United Brethren bodies:											
Church of the United Brethren in Christ.....	42	8	27,350	15	20,400	42	36,374	40	42	473	3,579
United Evangelical Church.....	6		717	2	3,200	6	2,470	4	4	47	304
Universalists.....	107	14	68,584	36	139,950	89	194,704	70	70	710	4,216
Volunteers of America.....	11	1	6,000			7	18,144	2	2	7	97
All other denominations.....	11			1	4,000	10	4,448	6	7	33	195

NORTH CAROLINA.

All denominations.....	9,735	1,382	\$1,306,437	1,322	\$3,077,203	9,118	\$6,126,046	8,525	8,930	69,599	739,215
Adventist bodies:											
Advent Christian Church.....	23	1	35			17	2,443	10	10	54	482
Seventh-day Adventist Denomination.....	26	6	2,997	1	4,000	24	12,338	23	24	145	641
Churches of God in Christ Jesus.....	4					4	218	3	3	13	100
Baptist bodies:											
Baptists—											
Southern Baptist Convention.....	2,137	190	292,446	151	426,125	2,047	1,281,152	1,980	2,112	16,730	205,347
National Baptist Convention.....	1,376	204	122,333	27	59,220	1,357	514,650	1,344	1,370	10,468	95,261
Free Will Baptists.....	253	13	2,820	2	930	233	40,614	173	178	1,199	11,311
Colored Free Will Baptists.....	112	29	9,330			112	28,671	62	65	348	3,219
Regular Baptists.....	59	1	30			24	1,535	12	12	55	769
Primitive Baptists.....	279	8	2,134			148	13,005				
Colored Primitive Baptists.....	32	1	800	1	1,000	32	850	32	32	100	500
Brethren, German Baptist (Dunkers):											
Church of the Brethren (Conservative Dunkers).....	21					15	3,740	11	12	60	680
Brethren, Plymouth:											
Brethren, Plymouth, I.....	4					3	45				
Christian and Missionary Alliance.....	3	2	825	3	5,500	2	2,750	3	3	36	425
Christian Church (American Christian Convention).....	184	30	16,510	1	3,500	166	52,918	165	167	1,008	12,408
Church of God and Saints of Christ.....	11	2	180			5	1,528	9	9	44	221
Church of Christ.....	21	1	200			12	1,266	13	15	41	458
Churches of God, General Assembly.....	8	2	630			6	1,778	7	7	30	294
Congregational Churches.....	61	9	8,090	14	21,130	52	28,350	59	59	378	3,269
Disciples of Christ.....	173	20	51,885	5	14,200	104	59,773	144	149	1,040	11,162
Evangelistic associations:											
Lumber River Mission.....	6					4	323	6	6	29	358
Friends:											
Society of Friends (Orthodox).....	63	12	9,823	4	8,600	57	18,380	58	59	478	5,074
Orthodox Conservative Friends (Wilburite).....	8					8	1,472	4	4	19	117
Independent churches.....	10	3	1,960			9	6,930	9	9	59	489
International Apostolic Holiness Church.....	36	6	1,660	2	2,800	31	8,697	29	29	185	1,990
Jewish congregations.....	8			1	3,500	8	15,263	5	5	23	173
Latter Day Saints:											
Church of Jesus Christ of Latter Day Saints.....	12					11	606	10	10	56	297
Lutheran bodies:											
United Synod of the Evangelical Lutheran Church in the South.....	154	16	26,407	58	136,200	151	145,902	142	142	1,535	16,560
Evangelical Lutheran Synodical Conference of America.....	32	4	5,200	8	14,100	28	17,430	27	31	143	1,287
Evangelical Lutheran Joint Synod of Ohio and Other States.....	9	2	2,300	5	3,600	9	2,993	4	4	22	315
Methodist bodies:											
Methodist Episcopal Church.....	387	136	18,516	110	83,100	336	96,097	360	374	2,456	27,479
Methodist Protestant Church.....	187	27	25,588	39	71,450	186	100,282	173	173	1,377	14,580
Wesleyan Methodist Connection of America.....	48	17	4,720	7	4,400	44	12,490	43	47	287	2,674
Methodist Episcopal Church, South.....	1,662	182	302,446	388	1,018,137	1,655	1,467,995	1,518	1,567	12,874	162,569
African Methodist Episcopal Church.....	247	77	44,434	48	41,500	243	110,940	238	245	2,026	13,433
African Methodist Episcopal Zion Church.....	777	206	85,490	97	104,261	774	465,201	764	767	6,626	43,697
Colored Methodist Episcopal Church.....	46	13	5,220	6	5,300	46	37,808	46	46	331	2,731
Reformed Zion Union Apostolic Church.....	5	1	50			2	395	2	2	9	100

TABLE 62.—STATISTICS OF RELIGIOUS BODIES IN

DENOMINATION.	MEMBERS.						PLACES OF WORSHIP.			VALUE OF CHURCH PROPERTY.	
	Total number of organizations.	Number of organizations reporting.	Total number reported.	Sex.		Number of organizations reporting—		Number of church edifices reported.	Number of organizations reporting.	Value reported.	
				Male.	Female.	Church edifices.	Halls, etc.				
NORTH CAROLINA—Continued.											
Moravian bodies:											
Moravian Church (Unitas Fratrum).....	14	14	4,528	12	1,596	2,436	14	18	14	\$210,200	
Pentecostal Holiness Church.....	67	67	1,849	66	675	1,168	58	59	59	47,772	
Presbyterian bodies:											
Presbyterian Church in the United States of America.....	156	156	12,062	134	4,027	6,057	127	131	131	300,550	
United Presbyterian Church of North America.....	3	3	249	3	92	157	2	2	2	9,500	
Presbyterian Church in the United States.....	518	518	57,836	467	23,456	30,559	482	515	481	3,505,615	
Associate Reformed Presbyterian Church.....	24	24	4,248	23	1,727	2,299	23	23	23	234,400	
Protestant Episcopal Church.....	282	279	18,545	222	5,520	8,237	261	273	259	1,467,400	
Reformed bodies:											
Reformed Church in the United States.....	56	53	6,109	52	2,488	3,074	56	56	56	243,650	
Roman Catholic Church.....	89	77	4,989	68	2,353	2,611	51	51	48	397,310	
Salvation Army.....	13	13	530	13	273	257	1	1	1	4,100	
Unitarians.....	5	5	994	3	145	149	5	5	5	6,500	
Universalists.....	16	16	601	16	262	339	14	14	14	28,300	
All other denominations.....	8	8	113	8	53	60	3	3	3	1,700	
NORTH DAKOTA.											
All denominations.....	2,520	2,519	225,877	2,313	96,702	105,556	1,934	309	1,967	1,947	\$8,521,321
Adventist bodies:											
Seventh-day Adventist Denomination.....	40	40	1,322	40	551	771	20	15	20	20	37,850
Baptist bodies:											
Baptists—											
Northern Baptist Convention.....	90	90	6,268	90	2,640	3,628	72	13	74	72	299,290
Brethren, German Baptist (Dunkers):											
Church of the Brethren (Conservative Dunkers).....	21	21	1,053	19	463	505	19	23	18	43,200	
Churches of Christ.....	2	2	44	2	15	29	2	2	2	2	2
Congregational Churches.....	236	236	8,913	235	3,588	5,300	187	29	191	188	628,197
Disciples of Christ.....	9	9	341	4	68	118	7	7	7	2	15,000
Evangelical Association.....	63	63	2,290	63	1,048	1,242	57	4	57	57	148,078
Evangelistic associations:											
Apostolic Faith Movement.....	2	2	37	2	22	15	1	1	1	1	1
German Evangelical Synod of North America.....	11	11	2,676	10	1,198	1,362	10	10	10	10	66,675
Independent churches.....	7	7	452	6	1,159	218	6	6	6	6	13,300
Latter Day Saints:											
Reorganized Church of Jesus Christ of Latter Day Saints.....	6	6	385	6	173	212	2	2	2	2	4,500
Lutheran bodies:											
General Synod of the Evangelical Lutheran Church in the United States of America.....	3	3	200	3	86	114	1	2	1	1	16,850
General Council of the Evangelical Lutheran Church in North America.....	38	38	2,954	35	1,353	1,444	31	6	33	32	179,665
Evangelical Lutheran Synodical Conference of America.....	118	118	8,972	104	3,918	4,039	81	20	81	79	191,179
Norwegian Lutheran Church of America—											
Hauge's Norwegian Evangelical Lutheran Synod.....	103	103	5,799	71	2,089	2,167	53	10	53	54	163,885
Synod for the Norwegian Evangelical Lutheran Church of America.....	204	204	15,042	199	7,098	7,380	140	25	140	147	565,625
United Norwegian Lutheran Church in America.....	308	308	23,940	286	10,873	10,920	245	31	250	248	982,010
Evangelical Lutheran Joint Synod of Ohio and Other States.....	46	46	3,623	42	1,633	1,710	37	2	37	37	66,540
Evangelical Lutheran Synod of Iowa and Other States.....	93	93	6,103	93	3,034	3,065	70	5	75	71	175,350
Danish Evangelical Lutheran Church in America.....	3	3	71	3	35	36	1	1	1	1	1,200
Icelandic Evangelical Lutheran Synod in North America.....	9	9	1,221	3	199	8	8	8	8	8	20,850
Lutheran Free Church (Norwegian).....	97	97	5,593	95	2,654	2,705	71	14	71	73	258,190
United Danish Evangelical Lutheran Church in America.....	10	10	646	10	322	324	9	9	9	9	20,900
Finnish Evangelical Lutheran National Church.....	3	3	435	3	180	2	2	2	2	2	3,500
Apostolic Lutheran Church (Finnish).....	5	5	597	5	309	288	2	3	2	2	3,200
Church of the Lutheran Brethren of America (Norwegian).....	10	10	412	10	176	236	8	1	8	8	17,460
Mennonite bodies:											
Mennonite Church.....	4	4	194	4	106	88	3	1	3	3	3,600
Old Order Amish Mennonite Church.....	2	2	147	2	72	75	2	2	2	2	2,550
General Conference of Mennonites of North America.....	2	2	107	2	53	54	1	1	1	1	13,180
Mennonite Brethren Church of North America.....	11	11	702	11	369	333	9	2	9	11	13,180
Methodist bodies:											
Methodist Episcopal Church.....	278	278	13,479	248	4,783	7,250	221	52	223	223	963,900
Free Methodist Church of North America.....	16	16	239	7	47	91	7	3	7	7	15,400
Moravian bodies:											
Moravian Church (Unitas Fratrum).....	9	9	1,071	9	551	520	8	1	8	8	50,542
Pentecostal Church of the Nazarene.....	8	8	201	5	45	66	6	2	6	6	12,400
Presbyterian bodies:											
Presbyterian Church in the United States of America.....	173	173	9,295	159	3,320	5,551	138	24	140	138	724,550
Protestant Episcopal Church.....	60	60	2,455	57	960	1,382	45	5	47	45	180,475
Reformed bodies:											
Reformed Church in America.....	4	4	265	3	121	126	3	3	3	3	9,500
Reformed Church in the United States.....	28	28	1,170	28	598	572	23	24	23	23	44,150
Christian Reformed Church.....	3	3	152	3	77	75	2	1	2	1	2,025
Roman Catholic Church.....	352	352	95,859	308	41,425	40,688	316	19	320	316	2,538,205
Salvation Army.....	9	8	454	8	186	268	1	1	1	1	1
Scandinavian Evangelical bodies:											
Norwegian-Danish Free Church.....	3	3	113	3	53	60	3	3	3	3	7,500
United Brethren bodies:											
Church of the United Brethren in Christ.....	4	4	101	4	47	54	2	1	2	2	5,000
United Evangelical Church.....	8	8	226	8	87	139	5	2	5	5	9,050
All other denominations.....	9	9	258	8	117	133	4	4	4	4	18,900

GENERAL TABLES.

EACH STATE, BY DENOMINATIONS: 1916—Continued.

DENOMINATION.	Total number of organizations.	DEBT ON CHURCH PROPERTY.		PARSONAGES.		EXPENDITURES FOR YEAR.		SUNDAY SCHOOLS CONDUCTED BY CHURCH ORGANIZATIONS.			
		Number of organizations reporting.	Amount of debt reported.	Number of organizations reporting.	Value of parsonages reported.	Number of organizations reporting.	Amount reported.	Number of organizations reporting.	Number of Sunday schools reported.	Number of officers and teachers.	Number of scholars.

NORTH CAROLINA—Continued.

Moravian bodies:												
Moravian Church (Unitas Fratrum).....	14	1	\$12,000	7	\$31,000	14	\$24,989	14	17	228	3,053	
Pentecostal Holiness Church.....	67	16	4,560	3	2,750	62	17,971	50	51	316	3,045	
Presbyterian bodies:												
Presbyterian Church in the United States of America.....	156	21	8,419	28	40,200	151	58,344	151	173	1,152	11,968	
United Presbyterian Church of North America.....	3					3	1,641	3	3	26	632	
Presbyterian Church in the United States.....	518	72	107,347	156	535,950	499	949,346	452	550	4,897	51,779	
Associate Reformed Presbyterian Church.....	24	7	19,867	8	40,500	24	47,485	24	26	310	2,969	
Protestant Episcopal Church.....	282	34	60,100	99	282,750	261	317,824	222	236	1,482	14,911	
Reformed bodies:												
Reformed Church in the United States.....	56	5	16,635	25	53,500	54	42,533	52	53	654	6,972	
Roman Catholic Church.....	89	1	29,500	15	54,400	50	41,313	41	43	97	1,289	
Salvation Army.....	13					13	30,136	12	12	62	844	
Unitarians.....	5			1	1,500	2	910	2	2	11	89	
Universalists.....	16	4	2,950	1	2,000	16	5,440	10	10	61	466	
All other denominations.....	8			1	700	4	1,286	4	7	19	128	

NORTH DAKOTA.

All denominations.....	2,520	623	\$986,801	770	\$1,815,655	2,324	\$2,494,057	1,747	1,916	11,291	102,411
Adventist bodies:											
Seventh-day Adventist Denomination.....	40	4	2,430			35	43,515	39	39	318	1,608
Baptist bodies:											
Baptists—											
Northern Baptist Convention.....	90	14	9,953	43	79,900	83	108,966	73	113	739	6,864
Brethren, German Baptist (Dunkers):											
Church of the Brethren (Conservative Dunkers).....	21	4	810			18	6,434	19	22	163	1,188
Churches of Christ.....	2							2	3	10	47
Congregational Churches.....	236	63	60,062	76	145,760	227	182,703	220	234	1,491	13,072
Disciples of Christ.....	9	1	3,500			1	6,500	9	9	51	395
Evangelical Association.....	63	11	13,988	24	56,700	63	40,891	59	68	571	3,644
Evangelistic associations:											
Apostolic Faith Movement.....	2							1	1	4	35
German Evangelical Synod of North America.....	11	2	730	6	16,300	11	16,468	10	13	61	754
Independent churches.....	7	1	100	5	9,000	7	4,794	4	6	62	730
Latter Day Saints:											
Reorganized Church of Jesus Christ of Latter Day Saints....	6	1	150			3	570	5	5	28	145
Lutheran bodies:											
General Synod of the Evangelical Lutheran Church in the United States of America.....	3	1	9,850			3	5,015	3	3	34	318
General Council of the Evangelical Lutheran Church in North America.....	38	10	17,014	12	38,870	38	43,461	29	31	164	1,165
Evangelical Lutheran Synodical Conference of America.....	118	24	22,540	48	80,843	104	78,053	33	37	83	910
Norwegian Lutheran Church of America—											
Hauge's Norwegian Evangelical Lutheran Synod.....	103	18	10,980	6	16,000	72	37,294	72	77	302	2,655
Synod for the Norwegian Evangelical Lutheran Church of America.....	204	34	30,350	37	113,850	200	128,615	66	70	320	2,518
United Norwegian Lutheran Church in America.....	308	55	52,211	53	145,450	296	211,726	138	146	738	5,588
Evangelical Lutheran Joint Synod of Ohio and Other States.....	46	6	4,050	13	20,300	42	22,513	37	39	119	1,110
Evangelical Lutheran Synod of Iowa and Other States.....	93	20	4,545	28	41,500	88	50,774	83	84	176	3,131
Danish Evangelical Lutheran Church in America.....	3			1	1,600	3	1,488	2	2	3	23
Icelandic Evangelical Lutheran Synod in North America..	9	1	1,200	1	2,000	8	3,192	7	7	46	250
Lutheran Free Church (Norwegian).....	97	23	27,300	16	41,600	97	91,843	44	44	198	1,311
United Danish Evangelical Lutheran Church in America.....	10			4	8,400	10	7,825	9	11	67	371
Finnish Evangelical Lutheran National Church.....	3	1	200			3	750	2	4	14	85
Apostolic Lutheran Church (Finnish).....	5					4	150				
Church of the Lutheran Brethren of America (Norwegian)..	10	2	215			10	7,715	10	12	46	304
Mennonite bodies:											
Mennonite Church.....	4	1	600			4	1,897	3	4	26	260
Old Order Amish Mennonite Church.....	2										
General Conference of Mennonites of North America.....	2					2	331	2	2	12	154
Mennonite Brethren Church of North America.....	11	7	750			11	1,813	11	11	44	803
Methodist bodies:											
Methodist Episcopal Church.....	278	81	77,971	139	265,615	262	346,093	253	282	2,739	22,545
Free Methodist Church of North America.....	16	1	2,300	6	3,200	13	7,227	10	10	64	347
Moravian bodies:											
Moravian Church (Unitas Fratrum).....	9	3	8,370	7	11,000	9	12,094	8	10	70	569
Pentecostal Church of the Nazarene.....	8	4	2,700	2	2,700	6	3,634	5	9	62	337
Presbyterian bodies:											
Presbyterian Church in the United States of America.....	173	47	70,255	81	163,400	160	244,363	160	177	1,507	12,572
Protestant Episcopal Church.....	60	5	2,503	19	65,750	51	49,702	31	33	156	1,499
Reformed bodies:											
Reformed Church in America.....	4	3	2,750	3	11,000	4	8,527	4	4	32	314
Reformed Church in the United States.....	28	4	3,980	8	11,300	24	10,582	26	26	66	587
Christian Reformed Church.....	3			1	4,300	3	5,411	3	3	10	110
Roman Catholic Church.....	352	162	535,369	125	449,417	320	661,202	224	235	472	12,367
Salvation Army.....	9					9	25,778	9	9	85	869
Scandinavian Evangelical bodies:											
Norwegian-Danish Free Church.....	3	2	1,500			3	3,680	3	3	13	95
United Brethren bodies:											
Church of the United Brethren in Christ.....	4	2	950			4	4,746	4	5	48	179
United Evangelical Church.....	8	2	950	4	7,700	8	3,063	8	8	71	350
All other denominations.....	9	3	3,675	2	2,200	5	2,659	4	5	16	233

RELIGIOUS BODIES.

TABLE 62.—STATISTICS OF RELIGIOUS BODIES IN

DENOMINATION.	Total number of organizations.	MEMBERS.					PLACES OF WORSHIP.			VALUE OF CHURCH PROPERTY.	
		Number of organizations reporting.	Total number reported.	Sex.		Number of organizations reporting—	Number of church edifices reported.	Number of organizations reporting.	Value reported.		
				Number of organizations reporting.	Male.					Female.	Church edifices.
OHIO.											
All denominations.....	9,567	9,543	2,291,793	8,122	915,317	1,116,094	9,102	266	9,251	8,977	\$102,766,009
Adventist bodies:											
Advent Christian Church.....	17	17	1,135	12	410	499	11		11	11	16,300
Seventh-day Adventist Denomination.....	62	62	2,490	62	740	1,750	30	17	30	30	101,677
Churches of God in Christ Jesus.....	6	6	372	6	152	220	5		5	5	21,950
American Rescue Workers.....	3	3	17	3	8	3		3			
Bahais.....	4	4	223	4	72	151	1	3	1	1	1,173
Baptist bodies:											
Baptists—											
Northern Baptist Convention.....	466	465	77,775	410	26,844	42,572	451		473	450	5,610,963
National Baptist Convention.....	178	178	27,978	178	10,274	17,704	168	7	168	168	940,355
Free Baptists.....	8	8	483	8	170	313	8		8	8	41,800
Primitive Baptists.....	46	46	1,308	46	434	874	43	1	43	42	65,025
Brethren, German Baptist (Dunkers):											
Church of the Brethren (Conservative Dunkers).....	104	104	11,944	104	5,347	6,597	101	1	129	102	527,675
Old Order German Baptist Brethren.....	18	18	1,199	18	555	644	17		21	17	44,700
The Brethren Church (Progressive Dunkers).....	28	28	3,639	27	1,630	1,969	26	2	27	26	134,700
Brethren, Plymouth:											
Brethren, Plymouth, I.....	2	2	12	2	5	7		2			
Brethren, Plymouth, II.....	3	3	117	3	53	64	2		2	2	12,451
Brethren, Plymouth, IV.....	5	5	51	5	20	31		5			
Brethren, Plymouth, V.....	3	3	47	3	21	26		3			
Brethren, River:											
Brethren in Christ.....	12	12	406	12	157	249	12		12	12	26,800
Old Order or Yorker Brethren.....	2	2	39	2	13	26		2			
Christadelphians.....	4	4	42	4	21	21		4			
Christian and Missionary Alliance.....	16	16	1,344	16	476	843	12		12	12	86,600
Christian Church (American Christian Convention).....	224	224	26,123	186	9,125	13,775	215	2	215	213	785,695
Christian Union.....	123	123	7,678	118	3,232	4,219	111	6	111	111	189,985
Church of God and Saints of Christ.....	3	3	44	3	17	27		3			
Churches of Christ.....	4	4	44	4	14	44		4			600
Churches of God, General Assembly.....	139	139	9,004	139	3,637	5,367	126	13	126	126	202,473
Churches of God in North America, General Eldership of the.....	3	3	58	3	14	44		3			30
Churches of God in North America, General Eldership of the.....	66	63	3,374	60	1,244	1,902	62	2	62	62	148,650
Churches of the Living God:											
Church of the Living God, Christian Workers for Fellowship.....	6	6	304	6	127	177	2	4	2	2	3,500
Churches of the New Jerusalem:											
General Convention of the New Jerusalem in the United States of America.....	7	7	668	7	245	423	6		6	6	163,500
General Church of the New Jerusalem.....	2	2	65	2	26	39		2		1	3,000
Congregational Churches.....	242	242	45,606	241	16,798	28,716	238	3	242	239	4,272,094
Disciples of Christ.....	525	525	109,732	387	35,651	52,283	517	3	518	407	4,110,450
Eastern Orthodox Churches:											
Greek Orthodox Church (Hellenic).....	6	6	8,590	6	7,465	1,125	2	3	2	4	51,000
Russian Orthodox Church.....	10	10	6,168	10	3,567	2,601	9	1	9	10	112,655
Evangelical Association.....	164	164	18,029	164	7,066	10,963	164		166	163	1,193,166
Evangelical Protestant Church of North America.....	13	13	8,732	12	3,309	4,223	13		14	13	579,000
Evangelistic associations:											
Apostolic Christian Church.....	6	6	428	6	147	281	6		6	6	22,100
Church of God as Organized by Christ.....	2	2	16	2	7	9					
Church Transcendent.....	3	3	91	3	55	36	1	2	1	1	4,500
Missionary Church Association.....	6	6	387	6	143	244	5	1	5	5	18,200
Friends:											
Society of Friends (Orthodox).....	101	100	12,228	94	5,201	6,471	82	2	85	83	330,950
Religious Society of Friends (Hicksite).....	7	7	511	6	206	219	7		7	6	12,400
Orthodox Conservative Friends (Wilburite).....	13	13	1,113	12	499	564	13		13	12	30,250
German Evangelical Synod of North America.....	127	126	40,458	115	15,910	19,893	125		125	125	1,939,170
Independent churches.....	29	28	2,735	27	1,407	1,258	23	4	24	23	137,700
International Apostolic Holiness Church.....	21	21	750	18	221	429	15	5	15	16	40,500
Jewish congregations.....	49	46	20,151	41	9,239	7,712	35	12	35	32	1,356,700
Latter Day Saints:											
Church of Jesus Christ of Latter Day Saints.....	5	5	1,566	5	747	819	2	3	2	3	1,275
Reorganized Church of Jesus Christ of Latter Day Saints.....	31	31	2,311	29	847	1,298	20	6	20	20	43,800
Lutheran bodies:											
General Synod of the Evangelical Lutheran Church in the United States of America.....	200	200	39,503	188	15,230	21,571	198	2	199	198	2,763,800
General Council of the Evangelical Lutheran Church in North America.....	122	122	23,456	119	10,499	12,137	119		120	119	1,328,700
Evangelical Lutheran Synodical Conference of America.....	96	96	30,233	93	13,145	14,667	91	2	93	92	1,199,206
Norwegian Lutheran Church of America—Synod for the Norwegian Evangelical Lutheran Church of America.....	4	4	394	4	181	213	3	1	3	3	12,000
Evangelical Lutheran Joint Synod of Ohio and Other States.....	241	241	59,309	207	21,157	25,400	241		245	241	2,463,795
Evangelical Lutheran Synod of Iowa and Other States.....	38	38	8,752	38	4,124	4,628	38		39	38	342,700
Finnish Evangelical Lutheran Church of America, or Suomi Synod.....	6	6	1,997	6	938	1,059	4	1	4	4	19,700
Finnish Evangelical Lutheran National Church.....	3	3	580	3	296	284	2	1	2	2	11,000
Mennonite bodies:											
Mennonite Church.....	37	37	5,297	37	2,499	2,798	36		37	36	130,275
Conservative Amish Mennonite Church.....	2	2	62	2	32	30			2	1	710
Old Order Amish Mennonite Church.....	20	20	2,256	20	1,145	1,111		20			
Old Order Mennonite Church (Wisler).....	8	8	275	8	121	154	7	1	7	7	10,400
Reformed Mennonite Church.....	7	7	317	7	119	198	7		7	7	18,475
General Conference of Mennonites of North America.....	8	8	1,954	8	890	1,064	8		8	8	91,100
Defenseless Mennonites.....	4	4	288	4	121	167	4		4	4	8,500
Mennonite Brethren in Christ.....	8	8	506	8	186	320	8		8	8	23,190
Methodist bodies:											
Methodist Episcopal Church.....	2,341	2,334	399,046	1,598	124,282	186,420	2,332	3	2,346	2,330	20,117,421
Methodist Protestant Church.....	233	233	25,629	233	10,225	15,404	232	1	232	232	946,025
Wesleyan Methodist Connection of America.....	40	40	1,803	36	626	1,078	36	1	39	36	78,925

GENERAL TABLES.

EACH STATE, BY DENOMINATIONS: 1916—Continued.

DENOMINATION.	Total number of organizations.	DEBT ON CHURCH PROPERTY.		PARSONAGES.		EXPENDITURES FOR YEAR.		SUNDAY SCHOOLS CONDUCTED BY CHURCH ORGANIZATIONS.			
		Number of organizations reporting.	Amount of debt reported.	Number of organizations reporting.	Value of parsonages reported.	Number of organizations reporting.	Amount reported.	Number of organizations reporting.	Number of Sunday schools reported.	Number of officers and teachers.	Number of scholars.
OHIO.											
All denominations.....	9,567	1,842	\$9,178,832	3,397	\$12,092,247	8,975	\$19,726,849	8,688	8,970	123,153	1,330,312
Adventist bodies:											
Advent Christian Church.....	17					10	3,117	14	14	104	825
Seventh-day Adventist Denomination.....	62	3	2,850			54	77,075	55	60	484	2,371
Churches of God in Christ Jesus.....	6	1	75	1	2,000	4	2,850	5	5	48	287
American Rescue Workers.....	3					1	347	2	2	15	66
Bahais.....	4					1	167				
Baptist bodies:											
Baptists—											
Northern Baptist Convention.....	466	84	392,276	119	345,880	460	917,963	456	496	7,301	69,470
National Baptist Convention.....	178	47	69,662	14	28,850	171	143,480	171	171	1,576	11,549
Free Baptists.....	8			7	10,100	8	6,295	8	8	112	684
Primitive Baptists.....	46	2	900	1	1,500	27	5,526				
Brethren, German Baptist (Dunkers):											
Church of the Brethren (Conservative Dunkers).....	104	12	18,263	8	11,600	95	75,390	98	120	1,341	12,790
Old Order German Baptist Brethren.....	18					11	2,305				
The Brethren Church (Progressive Dunkers).....	28	6	32,150	5	9,100	26	30,658	27	28	350	3,417
Brethren, Plymouth:											
Brethren, Plymouth, I.....	2					1	90				
Brethren, Plymouth, II.....	3	1	2,100			3	1,867	3	3	13	145
Brethren, Plymouth, IV.....	5					4	941				
Brethren, Plymouth, V.....	3					2	539	3	3	9	93
Brethren, River:											
Brethren in Christ.....	12			1	2,400	12	4,204	7	7	65	480
Old Order or Yorker Brethren.....	2					1	100				
Christadelphians.....	4					4	370	3	3	5	46
Christian and Missionary Alliance.....	16	7	7,126	2	5,500	14	26,487	16	17	180	1,617
Christian Church (American Christian Convention).....	224	15	36,784	32	74,750	198	136,080	204	206	2,589	21,178
Christian Union.....	123	9	4,990	5	7,200	110	26,335	112	112	967	7,483
Church of God and Saints of Christ.....	4					3	1,227	3	3	17	74
Churches of Christ.....	139	14	8,873			51	13,994	64	64	302	3,294
Churches of God, General Assembly.....	3					3	184	3	3	15	82
Churches of God in North America, General Eldership of the.....	66	7	4,027	6	9,800	62	29,423	60	60	714	5,480
Churches of the Living God:											
Church of the Living God, Christian Workers for Fellowship.....	6					1	300	4	4	13	67
Churches of the New Jerusalem:											
General Convention of the New Jerusalem in the United States of America.....	7			1	20,000	7	13,539	6	6	33	298
General Church of the New Jerusalem.....	2					2	1,542	2	2	4	18
Congregational Churches.....	242	49	339,761	110	344,640	229	666,211	225	228	3,940	37,717
Disciples of Christ.....	525	111	469,816	75	222,537	405	846,675	511	515	8,067	105,982
Eastern Orthodox Churches:											
Greek Orthodox Church (Hellenic).....	6	1	2,000			5	12,551				
Russian Orthodox Church.....	10	9	56,943	4	14,100	10	40,309	6	6	7	410
Evangelical Association.....	164	23	95,918	74	172,700	163	237,927	164	166	2,537	26,682
Evangelical Protestant Church of North America.....	13	10	33,200	12	101,000	13	47,389	12	12	309	3,218
Evangelistic associations:											
Apostolic Christian Church.....	6					6	2,470	5	5	27	315
Church of God as Organized by Christ.....	2										
Church Transcendent.....	3	1	2,200			1	700	3	3	20	84
Missionary Church Association.....	6					6	7,152	5	6	80	711
Friends:											
Society of Friends (Orthodox).....	101	11	9,569	17	25,380	98	85,660	95	97	1,223	9,251
Religious Society of Friends (Hicksite).....	7					6	1,223	3	3	19	84
Orthodox Conservative Friends (Wilburite).....	13					12	2,770				
German Evangelical Synod of North America.....	127	44	222,187	84	373,600	124	297,311	118	120	2,024	24,073
Independent churches.....	29	5	9,915	1	12,000	25	18,658	23	26	179	1,758
International Apostolic Holiness Church.....	21	9	10,136		300	21	12,673	19	19	144	1,078
Jewish congregations.....	49	22	246,033			40	198,775	33	47	250	5,941
Latter Day Saints:											
Church of Jesus Christ of Latter Day Saints.....	5					5	721	5	5	19	72
Reorganized Church of Jesus Christ of Latter Day Saints.....	31	8	5,722			18	5,018	25	27	249	1,089
Lutheran bodies:											
General Synod of the Evangelical Lutheran Church in the United States of America.....	200	43	180,801	99	241,500	199	514,425	198	200	3,554	37,025
General Council of the Evangelical Lutheran Church in North America.....	122	32	128,640	51	143,650	119	200,719	115	116	1,632	14,204
Evangelical Lutheran Synodical Conference of America.....	96	33	133,190	63	222,950	93	291,741	51	58	469	5,005
Norwegian Lutheran Church of America—Synod for the Norwegian Evangelical Lutheran Church of America.....	4					4	2,616	2	2	14	94
Evangelical Lutheran Joint Synod of Ohio and Other States.....	241	50	231,767	152	472,175	237	536,701	225	230	2,663	31,898
Evangelical Lutheran Synod of Iowa and Other States.....	38	11	34,300	24	68,300	38	74,582	29	32	282	2,591
Finnish Evangelical Lutheran Church of America, or Suomi Synod.....	6	1	700	2	5,500	6	9,164	6	9	93	875
Finnish Evangelical Lutheran National Church.....	3	1	1,400			3	2,125	3	3	20	150
Mennonite bodies:											
Mennonite Church.....	37	4	130	3	7,000	36	19,812	35	38	611	5,996
Conservative Amish Mennonite Church.....	2					1	67	1	1	9	58
Old Order Amish Mennonite Church.....	20							1	1	3	25
Old Order Mennonite Church (Wisler).....	8					5	185				
Reformed Mennonite Church.....	7					5	1,775				
General Conference of Mennonites of North America.....	8			2	6,500	8	19,903	8	8	184	1,790
Defenseless Mennonites.....	4					4	5,419	3	3	44	411
Mennonite Brethren in Christ.....	8	2	2,000	1	1,050	8	6,247	8	9	96	734
Methodist bodies:											
Methodist Episcopal Church.....	2,341	368	1,299,463	885	2,671,240	2,324	3,926,205	2,287	2,317	38,766	409,440
Methodist Protestant Church.....	233	19	28,460	70	146,300	233	198,902	230	230	2,830	24,267
Wesleyan Methodist Connection of America.....	40	3	3,550	17	24,000	32	36,844	35	38	304	2,284

RELIGIOUS BODIES.

TABLE 62.—STATISTICS OF RELIGIOUS BODIES IN

DENOMINATION.	Total number of organizations.	MEMBERS.					PLACES OF WORSHIP.			VALUE OF CHURCH PROPERTY.	
		Number of organizations reporting.	Total number reported.	Sex.		Number of organizations reporting—	Number of church edifices reported.	Number of organizations reporting.	Value reported.		
				Male.	Female.					Church edifices.	Halls, etc.

OHIO—Continued.

Methodist bodies—Continued.										
Primitive Methodist Church in the United States of America.....	4	4	232	4	87	145	4	4	4	\$33,300
Free Methodist Church of North America.....	73	73	1,717	70	515	1,043	60	8	60	94,450
African Methodist Episcopal Church.....	104	104	11,149	104	3,911	7,238	102	1	103	785,782
African Methodist Episcopal Zion Church.....	14	14	1,389	14	583	806	10	4	11	101,100
Colored Methodist Episcopal Church.....	5	5	441	5	170	271	3	3	3	15,650
Moravian bodies:										
Moravian Church (Unitas Fratrum).....	6	6	1,640	6	694	946	6	6	6	61,000
Nonsectarian Churches of Bible Faith.....	4	4	86	4	40	46	3	1	3	2,500
Pentecostal Church of the Nazarene.....	29	29	1,418	23	485	800	24	2	25	78,300
Presbyterian bodies:										
Presbyterian Church in the United States of America.....	657	657	138,800	575	48,618	74,644	649	4	655	12,412,685
Welsh Calvinistic Methodist Church.....	21	21	2,338	14	648	869	21	21	20	163,950
United Presbyterian Church of North America.....	146	146	21,613	140	8,843	12,175	143	1	144	1,840,400
Synod of the Reformed Presbyterian Church of North America.....	10	10	510	10	192	318	10	10	11	32,500
Protestant Episcopal Church.....	213	212	47,175	166	13,789	22,495	192	9	200	5,124,782
Reformed bodies:										
Reformed Church in America.....	2	2	297	2	147	150	2	2	2	25,000
Reformed Church in the United States.....	281	281	56,101	250	22,490	29,196	266	1	277	2,965,136
Christian Reformed Church.....	4	4	446	4	209	237	4	4	4	23,300
Hungarian Reformed Church in America.....	8	8	2,031	8	1,477	554	7	1	7	97,200
Reformed Episcopal Church.....	2	2	476	2	160	316	2	2	2	71,000
Roman Catholic Church.....	688	687	843,856	615	394,191	381,260	671	6	685	20,988,798
Salvation Army.....	43	42	2,206	42	1,098	1,108	22	21	22	185,571
Spiritualists:										
Spiritualists (National Spiritualists' Association).....	35	35	2,320	34	1,017	1,218	5	19	5	63,165
Theosophical societies:										
Theosophical Society.....	3	3	34	3	12	22	3	3	3
Theosophical Society, American Section.....	8	8	277	8	8	8	8
Unitarians.....	6	6	1,700	6	705	995	6	6	6	387,000
United Brethren bodies:										
Church of the United Brethren in Christ.....	635	632	75,852	550	27,718	40,997	622	4	623	3,308,431
Church of the United Brethren in Christ (Old Constitution).....	106	106	4,363	105	1,959	2,886	106	106	106	194,225
United Evangelical Church.....	42	42	4,729	40	1,793	2,811	40	1	40	284,300
Universalists.....	55	55	4,190	53	1,385	2,505	55	55	55	407,400
Volunteers of America.....	6	6	650	6	549	101	1	4	1	2,000
All other denominations.....	18	18	4,060	16	2,412	1,553	10	4	10	65,150

OKLAHOMA.

All denominations.....	5,401	5,383	424,492	4,520	148,354	213,858	3,665	1,048	3,702	3,578	\$10,246,686
Adventist bodies:											
Advent Christian Church.....	4	4	215	2	41	71	1	1	1	1	1,500
Seventh-day Adventist Denomination.....	55	55	2,258	55	871	1,387	31	15	31	32	33,350
Church of God (Adventist).....	4	4	130	4	51	79	4
Churches of God in Christ Jesus.....	7	7	281	7	151	130
Assemblies of God, General Council.....	13	13	780	13	288	492	6	5	7	6	9,725
Baptist bodies:											
Baptists—											
Southern Baptist Convention.....	1,112	1,108	87,028	717	24,760	36,237	665	116	677	652	1,881,552
National Baptist Convention.....	499	495	42,408	491	15,985	26,290	421	64	421	432	548,823
Free Baptists.....	4	4	75	4	36	39	3	1	25
Free Will Baptists.....	22	22	680	22	236	444	3	18	3	3	1,700
General Baptists.....	25	25	779	25	342	437	7	8	7	7	7,700
Primitive Baptists.....	27	27	662	27	264	398	4	5	4	4	2,000
Brethren, German Baptist (Dunkers):											
Church of the Brethren (Conservative Dunkers).....	19	19	925	18	374	491	14	2	14	14	21,630
Brethren, River:											
Brethren in Christ.....	2	2	136	2	62	74	2	2	2	1,200
Christian Church (American Christian Convention).....	2	2	48	2	21	27	2
Christian Union.....	11	11	721	11	297	424	6	2	6	6	7,400
Churches of Christ.....	481	481	21,700	481	9,059	12,641	234	245	234	236	253,635
Churches of God in North America, General Eldership of the.....	5	5	209	5	77	132	3	2	3	3	5,900
Churches of the Living God:											
Church of the Living God, Christian Workers for Fellowship.....	19	19	661	19	244	417	7	12	7	7	4,805
Church of the Living God, General Assembly.....	2	2	46	2	20	26	1	1	1	1	1,000
Congregational Churches.....	51	51	3,419	51	1,303	2,116	48	1	50	48	194,475
Disciples of Christ.....	339	339	41,811	228	12,250	18,456	306	20	311	198	942,390
Evangelical Association.....	12	12	491	12	209	282	8	2	8	8	11,300
Friends:											
Society of Friends (Orthodox).....	28	28	2,159	26	951	1,037	20	5	20	19	28,100
German Evangelical Synod of North America.....	16	16	784	16	411	373	13	1	13	13	22,600
Independent churches.....	8	8	270	7	94	161	5	2	5	5	5,900
International Apostolic Holiness Church.....	3	3	63	3	21	42	1
Jewish congregations.....	11	11	1,166	11	624	542	6	5	6	6	96,000
Latter Day Saints:											
Church of Jesus Christ of Latter Day Saints.....	3	3	756	3	353	403	1	1	1	1	400
Reorganized Church of Jesus Christ of Latter Day Saints.....	21	21	2,335	21	1,064	1,271	17	1	17	17	19,000
Lutheran bodies:											
General Synod of the Evangelical Lutheran Church in the United States of America.....	5	5	636	4	254	222	5	5	5	75,200
Evangelical Lutheran Synodical Conference of America.....	52	52	3,899	50	1,823	1,893	43	4	43	43	95,975
Evangelical Lutheran Synod of Iowa and Other States.....	10	10	695	10	354	341	8	2	8	8	12,300

GENERAL TABLES.

EACH STATE, BY DENOMINATIONS: 1916—Continued.

DENOMINATION.	Total number of organizations.	DEBT ON CHURCH PROPERTY.		PARSONAGES.		EXPENDITURES FOR YEAR.		SUNDAY SCHOOLS CONDUCTED BY CHURCH ORGANIZATIONS.			
		Number of organizations reporting.	Amount of debt reported.	Number of organizations reporting.	Value of parsonages reported.	Number of organizations reporting.	Amount reported.	Number of organizations reporting.	Number of Sunday schools reported.	Number of officers and teachers.	Number of scholars.
OHIO—Continued.											
Methodist bodies—Continued.											
Primitive Methodist Church in the United States of America.	4	1	\$900	1	\$4,000	4	\$5,801	4	4	40	318
Free Methodist Church of North America.	73	9	6,599	31	51,190	67	35,960	63	66	512	3,688
African Methodist Episcopal Church.	104	41	45,675	45	99,471	104	127,041	102	103	1,046	8,090
African Methodist Episcopal Zion Church.	14	6	21,475	4	3,200	12	12,676	14	14	105	680
Colored Methodist Episcopal Church.	5			3	5,600	5	4,333	5	5	52	321
Moravian bodies:											
Moravian Church (Unitas Fratrum).	6			6	15,000	6	15,307	6	6	103	1,078
Nonsectarian Churches of Bible Faith.	4					4	183	1	1	5	40
Pentecostal Church of the Nazarene.	29	17	19,260	1	3,000	29	27,052	28	30	267	1,821
Presbyterian bodies:											
Presbyterian Church in the United States of America.	657	119	574,505	300	1,137,345	644	2,302,075	636	672	11,008	110,614
Welsh Calvinistic Methodist Church.	21			2	6,500	19	22,182	20	20	259	2,000
United Presbyterian Church of North America.	146	32	122,863	75	235,900	143	360,752	144	151	2,105	20,219
Synod of the Reformed Presbyterian Church of North America.	10			2	2,800	10	15,179	9	9	79	535
Protestant Episcopal Church.	213	48	168,162	73	283,540	207	782,187	182	185	1,919	16,781
Reformed bodies:											
Reformed Church in America.	2	1	3,500	1	5,000	2	6,252	2	2	35	286
Reformed Church in the United States.	281	46	183,190	141	476,360	265	527,442	262	265	4,785	50,959
Christian Reformed Church.	4	2	2,050	3	7,100	4	10,740	4	4	24	255
Hungarian Reformed Church in America.	8	7	28,450	2	15,800	8	16,569	6	7	29	537
Reformed Episcopal Church.	2			2	10,000	2	8,600	2	2	24	205
Roman Catholic Church.	688	293	3,313,712	518	3,358,304	636	4,528,385	539	597	2,452	107,398
Salvation Army.	43	12	55,917			43	115,609	43	43	336	2,948
Spiritualists:											
Spiritualists (National Spiritualists' Association).	35	3	3,416			28	15,219	6	6	49	290
Theosophical societies:											
Theosophical Society.	3										
Theosophical Society, American Section.	8										
Unitarians.	6	1	13,000	1	5,000	6	45,199	6	6	84	482
United Brethren bodies:											
Church of the United Brethren in Christ.	635	92	390,269	193	461,995	626	709,857	603	606	8,768	87,887
Church of the United Brethren in Christ (Old Constitution).	106	9	3,815	14	18,650	104	37,354	96	98	997	5,894
United Evangelical Church.	42	15	67,917	19	48,500	42	63,017	41	42	689	6,138
Universalists.	55	7	20,930	7	15,000	47	38,975	40	40	393	2,348
Volunteers of America.	6	1	350			5	23,857	1	1	4	220
All other denominations.	18	2	5,000	4	15,000	15	15,026	8	8	79	1,174

OKLAHOMA.

All denominations.	5,401	801	\$982,879	1,042	\$1,489,445	4,371	\$3,352,142	3,911	4,030	31,888	313,346
Adventist bodies:											
Advent Christian Church.	4					2	826	4	4	25	187
Seventh-day Adventist Denomination.	55	1	175	1	750	48	51,399	53	55	427	2,230
Church of God (Adventist).	4					3	325				
Churches of God in Christ Jesus.	7					2	50	2	2	17	111
Assemblies of God, General Council.	13	5	1,295	2	750	8	5,953	11	11	85	615
Baptist bodies:											
Baptists—											
Southern Baptist Convention.	1,112	83	206,880	122	172,750	867	693,762	621	638	5,959	61,897
National Baptist Convention.	499	127	48,915	34	21,647	476	160,914	488	491	2,581	24,613
Free Baptists.	4					3	14	2	2	13	54
Free Will Baptists.	22	1	38			10	869	11	11	62	533
General Baptists.	25	1	680			13	475	12	12	63	644
Primitive Baptists.	27					5	150				
Brethren, German Baptist (Dunkers):											
Church of the Brethren (Conservative Dunkers).	19	2	420			16	5,369	15	16	111	937
Brethren, River:											
Brethren in Christ.	2					2	1,862	2	2	25	215
Christian Church (American Christian Convention).	2					1	80	1	1	7	22
Christian Union.	11					7	1,263	10	10	83	737
Churches of Christ.	481	18	3,847			231	62,726	246	250	1,016	11,667
Churches of God in North America, General Eldership of the.	5			1	1,000	5	1,152	4	4	26	180
Churches of the Living God:											
Church of the Living God, Christian Workers for Fellowship.	19	1	345			8	1,555	14	14	38	299
Church of the Living God, General Assembly.	2					2	672	2	2	6	28
Congregational Churches.	51	11	10,685	27	34,490	46	55,950	47	48	475	3,830
Disciples of Christ.	339	53	69,455	22	29,200	218	309,799	325	332	3,282	37,909
Evangelical Association.	12			4	4,000	11	4,923	12	12	127	761
Friends:											
Society of Friends (Orthodox).	28	3	700	7	5,025	27	11,127	22	24	201	1,332
German Evangelical Synod of North America.	16	1	2,800	9	8,175	16	6,062	10	10	34	315
Independent churches.	8	2	683	1	250	7	2,611	4	4	13	160
International Apostolic Holiness Church.	3					3	524	3	3	16	67
Jewish congregations.	11	5	31,000	2	8,000	6	17,200	8	8	30	260
Latter Day Saints:											
Church of Jesus Christ of Latter Day Saints.	3					3	900	2	2	18	63
Reorganized Church of Jesus Christ of Latter Day Saints.	21	4	635			17	2,111	18	19	195	959
Lutheran bodies:											
General Synod of the Evangelical Lutheran Church in the United States of America.	5	4	10,200	3	5,300	5	11,780	5	5	37	334
Evangelical Lutheran Synodical Conference of America.	52	13	8,475	24	32,700	49	32,223	10	16	25	236
Evangelical Lutheran Synod of Iowa and Other States.	10	2	1,150	5	6,800	10	5,265	7	7	13	146

RELIGIOUS BODIES.

TABLE 62.—STATISTICS OF RELIGIOUS BODIES IN

DENOMINATION.	Total number of organizations.	MEMBERS.					PLACES OF WORSHIP.			VALUE OF CHURCH PROPERTY.	
		Number of organizations reporting.	Total number reported.	Sex.		Number of organizations reporting—		Number of church edifices reported.	Number of organizations reporting.	Value reported.	
				Number of organizations reporting.	Male.	Female.	Church edifices.				Halls, etc.
OKLAHOMA—Continued.											
Mennonite bodies:											
Mennonite Church.....	4	4	157	4	78	79	4	4	4	\$2,750	
Old Order Amish Mennonite Church.....	4	4	213	4	100	113	2	4	1	400	
Church of God in Christ (Mennonite).....	3	3	155	3	67	88	2	1	14	37,415	
General Conference of Mennonites of North America.....	15	15	915	12	317	348	14	1	13	28,600	
Mennonite Brethren Church of North America.....	13	13	1,473	13	683	790	13	1	1	1,200	
Krimmer Bruder-Gemeinde.....	2	2	91	2	45	46	1	1	1	1,200	
Methodist bodies:											
Methodist Episcopal Church.....	422	420	40,148	308	12,850	19,880	362	55	363	1,286,725	
Methodist Protestant Church.....	30	30	1,113	30	451	662	16	14	16	13,550	
Wesleyan Methodist Connection of America.....	15	15	523	14	112	191	11	4	11	7,340	
Methodist Episcopal Church, South.....	721	716	60,263	689	23,105	35,218	485	229	486	1,552,459	
Free Methodist Church of North America.....	56	56	985	48	331	533	31	10	31	34,350	
African Methodist Episcopal Church.....	152	152	7,250	152	2,655	4,595	137	10	137	165,920	
African Methodist Episcopal Zion Church.....	16	16	741	16	289	442	15	1	15	11,005	
Colored Methodist Episcopal Church.....	99	99	5,541	99	2,061	3,480	82	5	82	106,159	
Nonsectarian Churches of Bible Faith.....	5	5	84	5	42	42	4	4	4	70,205	
Pentecostal Church of the Nazarene.....	100	100	2,831	91	932	1,626	48	29	48	1,500	
Pentecostal Holiness Church.....	16	16	385	7	79	103	5	1	5	4	
Presbyterian bodies:											
Presbyterian Church in the United States of America.....	261	258	20,222	218	7,286	11,042	189	23	200	1,041,485	
Cumberland Presbyterian Church.....	53	53	1,642	39	536	756	29	7	29	31,700	
United Presbyterian Church of North America.....	7	7	414	7	173	241	7	7	7	33,000	
Presbyterian Church in the United States.....	67	67	3,396	48	1,019	1,532	46	7	47	139,672	
Synod of the Reformed Presbyterian Church of North America.....	2	2	151	2	60	91	2	2	2	7,000	
Protestant Episcopal Church.....	83	83	3,566	62	859	1,566	57	4	59	280,310	
Reformed bodies:											
Reformed Church in America.....	3	3	486	3	222	264	2	1	3	5,000	
Roman Catholic Church.....	260	260	47,427	195	18,645	19,685	158	59	158	951,266	
Salvation Army.....	6	6	196	6	82	114					
Spiritualists:											
Spiritualists (National Spiritualists' Association).....	7	7	382	7	186	196	2	4	2	2,530	
Theosophical societies:											
Theosophical Society, American Section.....	2	2	65					2			
United Brethren bodies:											
Church of the United Brethren in Christ.....	76	76	3,978	58	1,311	1,935	49	16	49	95,600	
United Evangelical Church.....	13	13	576	13	247	329	6	7	6	23,000	
All other denominations.....	16	16	1,097	16	581	516	7	7	7	30,960	
OREGON.											
All denominations.....	1,612	1,609	179,468	1,415	69,262	90,860	1,307	127	1,344	1,311	\$7,735,283
Adventist bodies:											
Advent Christian Church.....	12	12	323	11	126	184	8	1	8	7	11,550
Seventh-day Adventist Denomination.....	67	67	3,476	67	1,242	2,234	53	11	53	53	88,175
Baptist bodies:											
Baptists—											
Northern Baptist Convention.....	127	127	15,635	105	5,636	9,239	118	7	124	119	710,808
Primitive Baptists.....	2	2	31	2	9	22		2			
Brethren, German Baptist (Dunkers):											
Church of the Brethren (Conservative Dunkers).....	11	11	353	11	143	210	10		10	10	22,600
Brethren, Plymouth:											
Brethren, Plymouth, I.....	3	3	57	3	24	33	1	2	1	1	1,500
Brethren, Plymouth, V.....	3	3	85	3	35	50		3			
Christadelphians.....	2	2	32	2	11	21		1		1	100
Christian and Missionary Alliance.....	2	2	90	2	29	61	2		2	2	8,700
Churches of Christ.....	23	23	1,133	23	521	612	18	5	18	18	17,050
Churches of the New Jerusalem:											
General Convention of the New Jerusalem in the United States of America.....	3	3	106	3	37	69		1			
Congregational Churches.....	60	60	6,373	60	2,356	4,017	58	2	58	59	629,300
Disciples of Christ.....	122	121	15,399	97	4,823	7,785	89	6	91	90	516,050
Evangelical Association.....	24	24	1,480	24	600	880	22		23	22	75,350
Evangelistic associations:											
Apostolic Christian Church.....	2	2	76	2	29	47	2		3	2	5,800
Apostolic Faith Movement.....	5	5	1,142	5	526	616	1	4	1	1	500
Friends:											
Society of Friends (Orthodox).....	14	14	2,129	14	994	1,135	14		14	14	39,450
German Evangelical Synod of North America.....	2	2	193	2	107	86	2		2	2	6,500
Independent churches.....	13	13	780	13	295	485	10	3	11	9	19,300
Jewish congregations.....	7	7	1,315	3	550	600	3	4	3	3	142,500
Latter Day Saints:											
Church of Jesus Christ of Latter Day Saints.....	10	10	2,831	10	1,406	1,425	10		10	8	73,422
Reorganized Church of Jesus Christ of Latter Day Saints.....	5	5	638	5	269	369	5		5	5	5,300
Lutheran bodies:											
General Council of the Evangelical Lutheran Church in North America.....	23	23	2,162	20	899	1,067	21		21	21	180,000
Evangelical Lutheran Synodical Conference of America.....	16	16	2,337	15	974	1,031	16		17	16	66,300
Norwegian Lutheran Church of America—											
Synod for the Norwegian Evangelical Lutheran Church of America.....	10	10	863	9	384	359	7	1	7	7	16,600
United Norwegian Lutheran Church in America.....	15	15	1,022	15	475	547	12		12	12	59,985
Evangelical Lutheran Joint Synod of Ohio and Other States.....	11	11	961	7	363	467	8	1	8	9	28,500
Evangelical Lutheran Synod of Iowa and Other States.....	2	2	95	2	51	44	1	1	1	1	2,500

GENERAL TABLES.

EACH STATE, BY DENOMINATIONS: 1916—Continued.

DENOMINATION.	Total number of organizations.	DEBT ON CHURCH PROPERTY.		PARSONAGES.		EXPENDITURES FOR YEAR.		SUNDAY SCHOOLS CONDUCTED BY CHURCH ORGANIZATIONS.			
		Number of organizations reporting.	Amount of debt reported.	Number of organizations reporting.	Value of parsonages reported.	Number of organizations reporting.	Amount reported.	Number of organizations reporting.	Number of Sunday schools reported.	Number of officers and teachers.	Number of scholars.
OKLAHOMA—Continued.											
Mennonite bodies:											
Mennonite Church.....	4					4	\$390	4	4	35	228
Old Order Amish Mennonite Church.....	4							1	1	2	64
Church of God in Christ (Mennonite).....	3					3	1,096				
General Conference of Mennonites of North America.....	15	1	\$160	4	\$4,900	13	5,444	11	11	95	1,308
Mennonite Brethren Church of North America.....	13	1	150	1	800	13	11,205	13	14	157	2,399
Krimmer Bruder-Gemeinde.....	2					2	976	2	2	13	163
Methodist bodies:											
Methodist Episcopal Church.....	422	89	162,387	205	275,935	407	385,191	397	422	4,941	45,959
Methodist Protestant Church.....	30	2	1,800	2	1,300	28	3,919	23	25	144	1,324
Wesleyan Methodist Connection of America.....	15	1	65	6	2,400	14	2,040	12	12	76	417
Methodist Episcopal Church, South.....	721	124	124,438	247	331,540	701	604,423	531	537	4,922	53,259
Free Methodist Church of North America.....	56	2	400	18	12,250	53	14,798	33	35	223	1,384
African Methodist Episcopal Church.....	152	47	13,743	38	27,425	149	58,463	136	144	816	4,540
African Methodist Episcopal Zion Church.....	16	4	892	7	1,460	16	6,531	14	14	81	393
Colored Methodist Episcopal Church.....	99	28	5,336	14	7,325	96	40,099	88	88	462	3,821
Nonsectarian Churches of Bible Faith.....	5					2	60	1	1	5	30
Pentecostal Church of the Nazarene.....	100	20	5,167	9	7,550	92	45,109	77	77	553	4,293
Pentecostal Holiness Church.....	16	1	195			10	2,065	7	7	45	348
Presbyterian bodies:											
Presbyterian Church in the United States of America.....	261	60	117,901	89	186,875	209	301,274	218	232	2,244	20,362
Cumberland Presbyterian Church.....	53	5	1,000	5	6,300	31	10,664	32	32	204	1,371
United Presbyterian Church of North America.....	7	2	560	6	14,100	6	6,224	7	7	70	724
Presbyterian Church in the United States.....	67	14	14,931	16	25,150	60	46,545	50	51	421	3,776
Synod of the Reformed Presbyterian Church of North America.....	2					2	2,254	2	5	22	320
Protestant Episcopal Church.....	83	11	10,257	16	34,525	70	45,482	44	46	207	1,701
Reformed bodies:											
Reformed Church in America.....	3			2	3,800	3	4,566	2	2	14	235
Roman Catholic Church.....	260	38	111,204	65	186,473	157	241,241	137	144	284	6,040
Salvation Army.....	6					6	10,049	5	5	34	436
Spiritualists:											
Spiritualists (National Spiritualists' Association).....	7	1	50			4	1,102	1	1	2	66
Theosophical societies:											
Theosophical Society, American Section.....	2										
United Brethren bodies:											
Church of the United Brethren in Christ.....	76	6	3,100	21	19,750	68	34,783	70	72	645	5,534
United Evangelical Church.....	13	5	9,515	4	7,500	12	5,796	13	15	113	1,113
All other denominations.....	16	2	1,700	3	1,250	13	10,432	9	9	48	407

OREGON.

All denominations.....	1,612	425	\$970,667	553	\$1,121,820	1,385	\$1,783,554	1,310	1,423	13,786	120,162
Adventist bodies:											
Advent Christian Church.....	12			2	1,400	8	2,883	8	9	59	338
Seventh-day Adventist Denomination.....	67	5	1,373			62	70,410	63	66	638	3,066
Baptist bodies:											
Baptists—											
Northern Baptist Convention.....	127	44	40,556	37	96,975	114	162,661	111	125	1,503	12,839
Primitive Baptists.....	2					1	5				
Brethren, German Baptist (Dunkers):											
Church of the Brethren (Conservative Dunkers).....	11	2	458	1	500	9	2,916	8	8	65	437
Brethren, Plymouth:											
Brethren, Plymouth, I.....	3					3	477	1	1	4	45
Brethren, Plymouth, V.....	3					1	419	2	2	5	51
Christadelphians.....	2					2	275				
Christian and Missionary Alliance.....	2	1	116	1	1,300	2	3,015	2	3	23	170
Churches of Christ.....	23	1	140	1	400	7	925	15	15	63	711
Churches of the New Jerusalem:											
General Convention of the New Jerusalem in the United States of America.....	3					2	1,609	3	3	8	62
Congregational Churches.....	60	20	30,977	20	41,400	58	84,760	58	58	713	6,070
Disciples of Christ.....	122	39	76,603	15	24,500	98	109,517	113	119	1,324	12,522
Evangelical Association.....	24	3	2,005	14	34,430	24	20,842	22	23	281	2,116
Evangelistic associations:											
Apostolic Christian Church.....	2					2	765	2	2	2	22
Apostolic Faith Movement.....	5					5	15,164	4	4	15	249
Friends:											
Society of Friends (Orthodox).....	14	3	1,476	8	6,200	14	15,795	14	14	189	1,623
German Evangelical Synod of North America.....	2	2	360			2	1,670	2	2	20	164
Independent churches.....	13	2	575	2	4,500	11	8,294	11	11	115	894
Jewish congregations.....	7	2	4,500			6	22,763	2	2	18	476
Latter Day Saints:											
Church of Jesus Christ of Latter Day Saints.....	10	1	1,000	2	5,965	10	5,131	10	14	178	976
Reorganized Church of Jesus Christ of Latter Day Saints.....	5	2	700	1	350	4	865	5	5	70	266
Lutheran bodies:											
General Council of the Evangelical Lutheran Church in North America.....	23	7	24,935	8	16,850	21	24,872	20	22	152	1,071
Evangelical Lutheran Synodical Conference of America.....	16	6	4,250	14	19,800	16	21,939	7	15	32	373
Norwegian Lutheran Church of America:											
Synod for the Norwegian Evangelical Lutheran Church of America.....	10	3	1,420	4	7,200	9	5,000	7	7	28	255
United Norwegian Lutheran Church in America.....	15	6	2,620	2	4,000	12	13,104	12	12	54	279
Evangelical Lutheran Joint Synod of Ohio and Other States.....	11	2	2,050	8	10,400	7	6,080	5	5	21	283
Evangelical Lutheran Synod of Iowa and Other States.....	2			1	2,000	2	1,136	2	2	5	23

TABLE 62.—STATISTICS OF RELIGIOUS BODIES IN

DENOMINATION.	Total number of organizations.	MEMBERS.				PLACES OF WORSHIP.			VALUE OF CHURCH PROPERTY.	
		Number of organizations reporting.	Total number reported.	Sex.		Number of organizations reporting—	Number of church edifices reported.	Number of organizations reporting.	Value reported.	
				Male.	Female.					Church edifices.

OREGON—Continued.

Lutheran bodies—Continued.											
Finnish Evangelical Lutheran Church of America, or Suomi Synod.....	5	5	321	5	139	182	3	1	3	3	\$5,600
Lutheran Free Church (Norwegian).....	3	3	218	3	113	105	3	3	3	11,200
United Danish Evangelical Lutheran Church in America.....	3	3	239	3	112	127	3	3	3	16,500
Apostolic Lutheran Church (Finnish).....	4	4	633	4	275	358	3	1	3	3	5,300
Mennonite bodies:											
Mennonite Church.....	6	6	628	6	287	341	5	1	6	5	10,690
General Conference of Mennonites of North America.....	2	2	135	2	58	77	2	2	2	3,525
Mennonite Brethren Church of North America.....	2	2	107	2	46	61	2	2	2	3,925
Methodist bodies:											
Methodist Episcopal Church.....	296	296	27,866	266	9,630	15,428	272	24	277	272	1,484,810
Methodist Episcopal Church, South.....	30	30	2,515	30	976	1,539	27	2	30	27	185,950
Free Methodist Church of North America.....	40	40	850	35	283	499	26	5	26	26	38,900
African Methodist Episcopal Church.....	3	3	205	3	56	149	3	3	3	9,500
African Methodist Episcopal Zion Church.....	5	5	86	5	26	60	4
Pentecostal Church of the Nazarene.....	20	20	773	20	313	460	17	2	17	18	41,225
Presbyterian bodies:											
Presbyterian Church in the United States of America.....	151	150	16,672	134	5,663	9,511	139	4	145	141	1,080,753
United Presbyterian Church of North America.....	8	8	980	8	403	577	8	10	8	62,600
Protestant Episcopal Church.....	73	73	5,726	46	979	1,982	58	58	57	450,150
Reformed bodies:											
Reformed Church in the United States.....	8	8	755	8	351	404	8	9	8	78,300
Roman Catholic Church.....	245	244	49,728	193	20,743	21,726	154	12	160	155	1,105,600
Salvation Army.....	8	8	480	8	225	255
Scandinavian Evangelical bodies:											
Swedish Evangelical Mission Covenant of America.....	2	2	150	2	2	2	35,000
Spiritualists:											
Spiritualists (National Spiritualists' Association).....	4	4	289	3	71	87	2	2	2	2	7,135
Unitarians.....	4	4	532	4	214	318	4	4	4	108,500
United Brethren bodies:											
Church of the United Brethren in Christ.....	33	33	1,945	32	767	1,108	23	8	23	23	63,160
Church of the United Brethren in Christ (Old Constitution).....	11	11	419	11	196	223	10	10	10	20,000
United Evangelical Church.....	36	36	1,695	36	631	1,064	32	3	33	32	90,550
Volunteers of America.....	2	2	264	2	260	4	1	1	1	30,000
All other denominations.....	12	12	4,140	11	3,541	520	9	3	9	9	58,570

PENNSYLVANIA.

All denominations.....	13,465	13,316	4,114,527	11,805	1,654,175	1,925,980	12,443	626	12,912	12,458	\$208,132,581
Adventist bodies:											
Advent Christian Church.....	11	11	350	11	125	225	10	1	10	10	14,800
Seventh-day Adventist Denomination.....	75	75	2,704	75	782	1,922	37	24	37	38	99,157
American Rescue Workers.....	12	12	108	12	80	28	10	6	1,050
Assemblies of God, General Council.....	3	3	335	3	128	207	1	2	1	2	10,190
Bahais.....	3	3	132	3	51	81	3
Baptist bodies:											
Baptists—											
Northern Baptist Convention.....	749	748	153,864	643	51,037	78,850	727	19	800	725	12,615,613
National Baptist Convention.....	169	166	40,398	166	16,042	24,356	138	2	140	153	1,571,665
Seventh Day Baptists.....	3	3	156	3	56	100	2	2	2	2,200
Free Baptists.....	5	5	241	5	82	159	5	5	5	22,000
Primitive Baptists.....	10	10	115	8	33	72	4	1	4	5	7,300
Colored Primitive Baptists.....	5	5	104	5	36	68	5	5	5	6,700
Brethren, German Baptist (Dunkers):											
Church of the Brethren (Conservative Dunkers).....	142	142	27,457	140	11,320	15,675	141	1	292	140	1,229,050
Old Order German Baptist Brethren.....	5	5	319	5	119	200	5	11	5	12,100
The Brethren Church (Progressive Dunkers).....	47	45	5,561	44	2,148	3,113	46	1	47	46	255,400
German Seventh Day Baptists.....	5	5	136	5	48	88	3	3	3	33,000
Brethren, Plymouth:											
Brethren, Plymouth, I.....	25	25	718	25	290	428	1	24	1	1	2,500
Brethren, Plymouth, II.....	10	10	475	10	188	287	5	5	5	5	32,500
Brethren, Plymouth, III.....	2	2	110	2	40	70	2
Brethren, Plymouth, V.....	4	4	96	4	42	54	4
Brethren, River:											
Brethren in Christ.....	34	34	2,275	34	887	1,388	30	4	30	31	126,600
Old Order or Yorker Brethren.....	6	6	351	6	142	209	6
United Zion's Children.....	31	31	1,152	30	478	667	26	5	27	26	67,125
Catholic Apostolic Church.....	10	10	334	2	137	197	1	1
Christadelphians.....	10	10	201	10	81	120	10
Christian and Missionary Alliance.....	67	65	3,857	60	1,355	2,357	52	12	52	56	255,750
Christian Church (American Christian Convention).....	53	53	4,517	41	1,465	2,062	40	1	46	47	110,050
Church of God and Saints of Christ.....	9	9	603	9	236	307	4	1	4	2	4,830
Churches of Christ.....	32	32	1,295	32	549	746	21	10	21	21	50,500
Churches of God in North America, General Eldership of the.....	177	177	14,370	166	5,235	8,019	168	4	168	171	918,542
Churches of the New Jerusalem:											
General Convention of the New Jerusalem in the United States of America.....	6	6	760	6	264	496	4	2	5	5	222,200
General Church of the New Jerusalem.....	5	5	344	5	129	215	3	3	2	24,032
Congregational Churches.....	104	104	16,444	104	6,429	10,015	101	101	101	1,551,970
Disciples of Christ.....	168	168	37,717	134	12,314	18,254	139	2	149	139	1,634,700
Eastern Orthodox Churches:											
Greek Orthodox Church (Hellenic).....	10	10	11,590	10	10,215	1,375	5	5	5	5	95,000
Russian Orthodox Church.....	70	70	34,877	70	21,937	12,940	67	3	67	70	824,923
Serbian Orthodox Church.....	4	4	3,688	4	2,527	1,161	4	4	4	34,000
Syrian Orthodox Church.....	7	7	2,496	7	1,435	1,061	7	7	7	63,733

GENERAL TABLES.

EACH STATE, BY DENOMINATIONS: 1916—Continued.

DENOMINATION.	Total number of organizations.	DEBT ON CHURCH PROPERTY.		PARSONAGES.		EXPENDITURES FOR YEAR.		SUNDAY SCHOOLS CONDUCTED BY CHURCH ORGANIZATIONS.			
		Number of organizations reporting.	Amount of debt reported.	Number of organizations reporting.	Value of parsonages reported.	Number of organizations reporting.	Amount reported.	Number of organizations reporting.	Number of Sunday schools reported.	Number of officers and teachers.	Number of scholars.

OREGON—Continued.

Lutheran bodies—Continued.											
Finnish Evangelical Lutheran Church of America, or Suomi Synod.....	5	1	\$250	1	\$2,000	5	\$1,480	2	3	32	202
Lutheran Free Church (Norwegian).....	3	2	2,350	1	2,000	3	2,385	3	3	23	117
United Danish Evangelical Lutheran Church in America.....	3	2	600	2	4,500	3	2,678	3	3	19	73
Apostolic Lutheran Church (Finnish).....	4					4	424	2	3	5	167
Mennonite bodies:											
Mennonite Church.....	6	2	625	1	750	6	3,125	5	6	78	662
General Conference of Mennonites of North America.....	2					2	893	2	2	22	164
Mennonite Brethren Church of North America.....	2					2	705	2	3	19	151
Methodist bodies:											
Methodist Episcopal Church.....	296	82	184,108	164	282,850	287	388,449	286	321	3,643	34,597
Methodist Episcopal Church, South.....	30	5	2,270	19	27,360	30	32,105	27	27	263	2,418
Free Methodist Church of North America.....	40	3	1,965	17	17,600	33	14,053	30	30	191	1,102
African Methodist Episcopal Church.....	3	1	2,500	1	5,700	3	3,102	3	3	23	131
African Methodist Episcopal Zion Church.....	5			1	1,000	5	1,251	2	2	13	43
Pentecostal Church of the Nazarene.....	20	12	4,700	6	4,800	19	19,903	20	20	183	1,001
Presbyterian bodies:											
Presbyterian Church in the United States of America.....	151	38	168,190	55	129,200	140	235,052	138	155	1,882	16,342
United Presbyterian Church of North America.....	8	2	4,000	8	26,700	8	18,581	8	10	148	1,480
Protestant Episcopal Church.....	73	22	50,587	25	84,700	67	84,668	47	47	312	2,265
Reformed bodies:											
Reformed Church in the United States.....	8	3	5,600	8	20,700	8	16,024	8	9	60	356
Roman Catholic Church.....	245	73	304,392	63	174,090	143	257,260	118	123	329	6,439
Salvation Army.....	8					8	13,042	8	8	57	450
Scandinavian Evangelical bodies:											
Swedish Evangelical Mission Covenant of America.....	2	2	6,000			2	3,457	2	3	15	150
Spiritualists:											
Spiritualists (National Spiritualists' Association).....	4					3	2,688	1	1	5	35
Unitarians.....	4					4	10,536	4	4	40	163
United Brethren bodies:											
Church of the United Brethren in Christ.....	33	4	2,175	18	23,950	31	21,736	29	30	318	2,349
Church of the United Brethren in Christ (Old Constitution).....	11	2	2,150	4	4,500	11	4,886	11	11	88	569
United Evangelical Church.....	36	13	21,901	17	29,650	35	22,785	32	39	381	2,848
Volunteers of America.....	2					1	7,520				
All other denominations.....	12	5	9,600	1	1,600	10	11,469	8	8	52	507

PENNSYLVANIA.

All denominations.....	13,465	3,730	\$21,447,131	5,331	\$25,570,995	12,680	\$37,911,476	11,917	12,720	195,158	2,253,418
Adventist bodies:											
Advent Christian Church.....	11	1	400			8	2,270	9	9	55	348
Seventh-day Adventist Denomination.....	75	14	10,790	1	1,500	62	45,745	65	71	453	2,454
American Rescue Workers.....	12	1	25			8	10,255	3	3	16	126
Assemblies of God, General Council.....	3	1	2,000			2	2,800	3	3	9	89
Bahais.....	3										
Baptist bodies:											
Baptists—											
Northern Baptist Convention.....	749	253	1,172,078	248	825,150	726	1,919,782	700	753	12,438	129,657
National Baptist Convention.....	169	103	355,691	11	44,800	169	300,108	159	159	1,635	16,594
Seventh Day Baptists.....	3	1	250	2	1,800	2	367	3	3	23	112
Free Baptists.....	5					4	1,700	5	5	48	309
Primitive Baptists.....	10					1	75				
Colored Primitive Baptists.....	5	2	1,400			5	899	4	4	17	111
Brethren, German Baptist (Dunkers):											
Church of the Brethren (Conservative Dunkers).....	142	26	71,822	19	59,250	137	186,523	142	266	3,148	29,380
Old Order German Baptist Brethren.....	5					4	765				
The Brethren Church (Progressive Dunkers).....	47	10	25,000	7	35,000	41	51,365	44	44	611	6,909
German Seventh Day Baptists.....	5			1	2,000	5	1,980	3	3	24	152
Brethren, Plymouth:											
Brethren, Plymouth, I.....	25	1	1,700			22	11,016	15	15	56	644
Brethren, Plymouth, II.....	10	2	13,500			9	6,798	9	9	51	529
Brethren, Plymouth, III.....	2					1	1,200	1	1	4	50
Brethren, Plymouth, V.....	4					4	1,282	3	3	5	64
Brethren, River:											
Brethren in Christ.....	34	1	215			34	13,139	27	28	294	2,260
Old Order or Yorker Brethren.....	6					2	300				
United Zion's Children.....	31	3	11,550			30	2,511	9	10	105	827
Catholic Apostolic Church.....	2					1	250	1	1	5	56
Christadelphians.....	10					5	1,190	5	5	16	135
Christian and Missionary Alliance.....	67	30	81,372	12	34,100	61	86,841	66	69	524	4,026
Christian Church (American Christian Convention).....	53	2	1,300	12	19,550	40	18,622	45	45	439	3,565
Church of God and Saints of Christ.....	9	1	372			2	1,204	5	5	30	175
Churches of Christ.....	32	1	1,200			14	18,414	14	14	58	538
Churches of God in North America, General Eldership of the.....	177	30	76,035	62	139,050	170	168,533	168	170	2,368	22,078
Churches of the New Jerusalem:											
General Convention of the New Jerusalem in the United States of America.....	6			1	5,000	6	15,699	4	4	45	349
General Church of the New Jerusalem.....	5	2	2,350			4	6,152	3	3	13	130
Congregational Churches.....	104	37	123,546	36	122,600	100	196,688	102	106	1,615	15,521
Disciples of Christ.....	168	53	193,519	33	108,650	142	323,920	160	169	2,761	35,107
Eastern Orthodox Churches:											
Greek Orthodox Church (Hellenic).....	10	4	33,200			9	16,499	2	2	2	83
Russian Orthodox Church.....	70	53	406,124	48	216,969	69	221,996	52	55	66	3,406
Serbian Orthodox Church.....	4	3	13,000	3	11,000	4	10,200	3	3	3	99
Syrian Orthodox Church.....	7	6	32,079	3	11,300	6	7,673	2	2	9	150

TABLE 62.—STATISTICS OF RELIGIOUS BODIES IN

DENOMINATION.	MEMBERS.						PLACES OF WORSHIP.			VALUE OF CHURCH PROPERTY.	
	Total number of organizations.	Number of organizations reporting.	Total number reported.	Sex.		Number of organizations reporting—		Number of church edifices reported.	Number of organizations reporting.	Value reported.	
				Number of organizations reporting.	Male.	Female.	Church edifices.				Halls, etc.
PENNSYLVANIA—Continued.											
Evangelical Association.....	208	208	14,674	207	5,725	8,895	205	207	205	\$1,106,400	
Evangelical Protestant Church of North America.....	12	12	5,953	10	2,514	2,708	12	16	12	335,500	
Evangelistic associations:											
Church of God as Organized by Christ.....	3	3	25	3	11	14					
Pillar of Fire.....	5	5	291	4	53	88	1	3	1	2,000	
Friends:											
Society of Friends (Orthodox).....	34	34	3,264	34	1,473	1,791	34	34	34	1,344,500	
Religious Society of Friends (Hicksite).....	72	72	8,705	71	3,676	4,742	71	72	71	674,850	
Friends (Primitive).....	2	2	60	2	23	37	2	2	2	6,000	
German Evangelical Synod of North America.....	22	22	10,776	18	3,766	4,530	22	22	21	550,400	
Independent churches.....	37	36	3,419	34	1,490	1,679	32	4	32	258,400	
International Apostolic Holiness Church.....	13	13	385	13	163	222	7	5	7	16,600	
Jewish congregations.....	238	105	32,276	91	18,236	11,235	81	114	81	2,121,522	
Latter Day Saints:											
Church of Jesus Christ of Latter Day Saints.....	4	4	604	4	278	326	1	2	1	2,100	
Reorganized Church of Jesus Christ of Latter Day Saints.....	14	14	1,290	14	571	719	10	4	10	58,500	
Lutheran bodies:											
General Synod of the Evangelical Lutheran Church in the United States of America.....	748	748	165,394	645	62,422	83,682	740	2	741	742	9,981,512
General Council of the Evangelical Lutheran Church in North America.....	774	774	206,280	690	79,740	99,548	745	13	755	740	12,326,276
Evangelical Lutheran Synodical Conference of America.....	59	60	14,490	55	6,069	6,639	54	4	57	52	1,211,390
Evangelical Lutheran Joint Synod of Ohio and Other States.....	37	37	9,372	35	4,102	4,966	37		38	37	554,276
Finnish Evangelical Lutheran Church of America, or Suomi Synod.....	5	5	623	5	317	306	3	2	3	3	17,000
United Danish Evangelical Lutheran Church in America.....	2	2	75	2	38	37	2		2	2	7,500
Mennonite bodies:											
Mennonite Church.....	121	121	16,044	117	6,829	8,390	118	1	121	118	535,390
Conservative Amish Mennonite Church.....	2	2	314	2	146	168	2		2	2	4,500
Old Order Amish Mennonite Church.....	12	12	1,168	12	533	635		12			
Old Order Mennonite Church (Wisler).....	7	7	960	7	475	485	7		7	7	22,500
Reformed Mennonite Church.....	14	14	671	14	250	421	14		14	14	51,500
General Conference of Mennonites of North America.....	18	18	1,992	15	796	926	18		18	18	90,000
Mennonite Brethren in Christ.....	30	30	1,799	30	696	1,103	30		32	30	102,655
Stauffer Mennonites.....	4	4	199	3	80	104	3		3	3	3,000
Methodist bodies:											
Methodist Episcopal Church.....	2,328	2,327	427,509	1,898	146,476	221,824	2,265	51	2,301	2,262	29,546,056
Methodist Protestant Church.....	130	130	15,015	130	6,013	9,002	127	3	128	127	1,551,820
Wesleyan Methodist Connection of America.....	46	46	1,386	43	454	872	38	5	38	38	54,710
Primitive Methodist Church in the United States of America.....	42	42	5,793	40	2,096	3,573	42		42	42	367,335
Methodist Episcopal Church, South.....	15	15	811	15	360	451	14	1	14	14	24,450
Congregational Methodist Church.....	2	2	38	2	16	22	2		2	2	5,200
Free Methodist Church of North America.....	190	189	4,697	179	1,447	2,966	151	25	155	151	342,350
African Methodist Episcopal Church.....	140	140	16,798	140	6,298	10,500	136	3	136	137	1,145,390
African Methodist Episcopal Zion Church.....	76	76	14,011	76	4,854	9,157	62	13	63	62	776,600
Colored Methodist Protestant Church.....	6	6	375	6	140	235	2	4	2	6	9,000
Union American Methodist Episcopal Church.....	20	20	1,267	19	482	647	19		19	19	83,800
African Union Methodist Protestant Church.....	7	7	698	7	247	451	5	1	5	7	79,075
Colored Methodist Episcopal Church.....	6	6	634	6	233	401	5	1	5	5	73,500
African American Methodist Episcopal Church.....	17	17	845	17	301	544	1	16	1	16	5,750
Moravian bodies:											
Moravian Church (Unitas Fratrum).....	23	23	8,248	23	3,447	4,801	22	1	22	22	485,600
Nonsectarian Churches of Bible Faith.....	8	8	1,226	8	612	614	4	3	4	4	6,500
Pentecostal Church of the Nazarene.....	20	20	858	18	229	443	17	3	17	18	94,075
Polish National Catholic Church of America.....	8	8	7,046	7	1,711	1,635	8		9	8	135,900
Presbyterian bodies:											
Presbyterian Church in the United States of America.....	1,174	1,174	332,088	1,041	122,231	176,300	1,151	6	1,227	1,146	30,235,021
Welsh Calvinistic Methodist Church.....	22	22	3,779	22	1,584	2,195	22		22	22	286,900
United Presbyterian Church of North America.....	339	339	73,405	328	29,629	40,611	335	2	340	326	6,312,853
Associate Synod of North America (Associate Presbyterian Church).....	4	4	162	4	68	94	4		4	4	10,200
Synod of the Reformed Presbyterian Church of North America.....	29	29	2,335	27	895	1,424	28		30	28	536,800
Reformed Presbyterian Church in North America, General Synod.....	7	7	1,608	7	680	928	7		8	7	229,400
Protestant Episcopal Church.....	518	515	118,687	384	35,648	54,056	478	9	503	470	17,533,543
Reformed bodies:											
Reformed Church in America.....	9	9	1,722	9	748	974	9		10	9	243,200
Reformed Church in the United States.....	908	908	209,256	823	84,116	105,253	875	5	893	872	12,753,549
Hungarian Reformed Church in America.....	12	12	1,813	12	1,406	407	11	1	11	11	97,350
Reformed Episcopal Church.....	15	15	4,352	15	1,852	2,500	15		15	14	719,000
Roman Catholic Church.....	1,413	1,411	1,830,532	1,223	791,876	756,062	1,322	30	1,344	1,315	42,572,040
Salvation Army.....	73	73	3,457	73	1,597	1,860	25	48	25	23	399,338
Scandinavian Evangelical bodies:											
Swedish Evangelical Mission Covenant of America.....	10	10	474	10	201	273	10		10	10	37,400
Schwenkfelders.....	6	6	1,127	6	484	643	6		6	6	76,000
Spiritualists:											
Spiritualists (National Spiritualists' Association).....	32	32	1,802	31	702	1,086	5	22	5	12	39,489
Theosophical societies:											
Theosophical Society, American Section.....	5	5	209					5			
Unitarians.....	9	9	1,828	7	664	664	9		9	9	358,700
United Brethren bodies:											
Church of the United Brethren in Christ.....	560	560	73,989	475	25,818	38,097	531	13	531	531	3,775,993
Church of the United Brethren in Christ (Old Constitution).....	29	29	2,225	28	732	1,193	26	1	26	26	48,600
United Evangelical Church.....	576	576	62,792	567	24,754	37,157	559	6	563	559	3,201,879
Universalists.....	25	25	2,053	25	821	1,232	25		25	25	484,834
Volunteers of America.....	8	8	506	8	379	127	1	6	1	1	6,000
All other denominations.....	21	21	5,718	20	2,940	2,678	10	9	10	10	83,900

GENERAL TABLES.

EACH STATE, BY DENOMINATIONS: 1916—Continued.

DENOMINATION.	Total number of organizations.	DEBT ON CHURCH PROPERTY.		PARSONAGES.		EXPENDITURES FOR YEAR.		SUNDAY SCHOOLS CONDUCTED BY CHURCH ORGANIZATIONS.			
		Number of organizations reporting.	Amount of debt reported.	Number of organizations reporting.	Value of parsonages reported.	Number of organizations reporting.	Amount reported.	Number of organizations reporting.	Number of Sunday schools reported.	Number of officers and teachers.	Number of scholars.
Evangelical Association.....	208	50	\$116,538	78	\$204,335	201	\$216,551	188	189	2,391	22,151
Evangelical Protestant Church of North America.....	12	4	10,800	9	40,000	12	56,802	12	14	300	2,590
Evangelistic associations:											
Church of God as Organized by Christ.....	3										
Pillar of Fire.....	5					5	6,595	4	5	22	112
Friends:											
Society of Friends (Orthodox).....	34			1	1,000	29	53,087	11	11	85	722
Religious Society of Friends (Hicksite).....	72	1	800			70	54,971	52	53	449	3,555
Friends (Primitive).....	2					2	406				
German Evangelical Synod of North America.....	22	9	20,580	14	68,500	21	83,620	22	23	498	4,509
Independent churches.....	37	10	31,932	5	22,500	34	50,927	29	29	311	2,673
International Apostolic Holiness Church.....	13	5	5,625	1	1,000	12	9,046	12	12	97	624
Jewish congregations.....	238	55	482,830	2	1,650	105	385,631	76	86	391	7,884
Latter Day Saints:											
Church of Jesus Christ of Latter Day Saints.....	4					4	361	4	4	46	357
Reorganized Church of Jesus Christ of Latter Day Saints.....	14	2	4,244			11	9,146	14	14	197	1,087
Lutheran bodies:											
General Synod of the Evangelical Lutheran Church in the United States of America.....	748	163	957,016	291	1,171,100	734	1,831,426	726	740	14,394	156,104
General Council of the Evangelical Lutheran Church in North America.....	774	245	1,578,942	276	1,294,075	765	1,829,932	721	771	14,166	139,941
Evangelical Lutheran Synodical Conference of America.....	59	33	122,034	35	152,400	56	158,553	44	45	491	4,537
Evangelical Lutheran Joint Synod of Ohio and Other States.....	37	15	45,475	20	94,700	37	96,911	35	36	451	5,716
Finnish Evangelical Lutheran Church of America, or Suomi Synod.....	5	1	4,000	1	3,000	5	2,526	4	4	36	265
United Danish Evangelical Lutheran Church in America.....	2	2	3,300	1	1,500	2	1,566	1	1	5	40
Mennonite bodies:											
Mennonite Church.....	121	3	7,967	3	5,000	107	49,302	102	106	1,635	13,898
Conservative Amish Mennonite Church.....	2					1	472	1	1	21	145
Old Order Amish Mennonite Church.....	12					1	60	1	1	8	60
Old Order Mennonite Church (Wisler).....	7										
Reformed Mennonite Church.....	14					14	2,614				
General Conference of Mennonites of North America.....	18	8	11,900	1	2,500	18	14,289	16	16	208	2,206
Mennonite Brethren in Christ.....	30	5	11,075	16	38,850	30	49,898	27	27	525	3,364
Stauffer Mennonites.....	4										
Methodist bodies:											
Methodist Episcopal Church.....	2,328	606	2,579,294	1,008	3,967,581	2,307	4,947,579	2,211	2,202	40,917	486,487
Methodist Protestant Church.....	130	24	113,830	35	122,550	127	164,868	119	120	1,544	14,891
Wesleyan Methodist Connection of America.....	46	2	2,150	14	17,050	44	23,323	43	46	343	2,532
Primitive Methodist Church in the United States of America.....	42	17	39,514	31	101,500	42	85,587	42	43	928	9,132
Methodist Episcopal Church, South.....	15			2	3,500	15	2,698	12	12	88	665
Congregational Methodist Church.....	2	1	2,200			2	60	2	2	14	188
Free Methodist Church of North America.....	190	41	27,813	94	119,900	177	103,913	146	149	1,117	8,570
African Methodist Episcopal Church.....	140	88	224,438	57	158,115	140	233,030	134	137	1,321	12,235
African Methodist Episcopal Zion Church.....	76	32	85,183	27	68,275	72	102,788	70	70	583	4,736
Colored Methodist Protestant Church.....	6					6	4,005	6	6	32	125
Union American Methodist Episcopal Church.....	20	14	24,739	3	5,750	19	15,747	17	17	109	844
African Union Methodist Protestant Church.....	7	3	2,150	1	1,800	6	10,536	5	5	35	628
Colored Methodist Episcopal Church.....	6	2	7,500	1	4,000	6	8,993	5	5	51	378
African American Methodist Episcopal Church.....	17	1	1,000	1	2,000	17	8,705	4	4	19	155
Moravian bodies:											
Moravian Church (Unitas Fratrum).....	23	4	10,001	19	92,000	23	130,881	23	24	490	5,039
Nonsectarian Churches of Bible Faith.....	8					3	80	1	1	6	100
Pentecostal Church of the Nazarene.....	29	9	26,643			20	26,547	17	17	209	1,410
Polish National Catholic Church of America.....	8	8	41,306	6	51,000	8	27,101	8	8	11	875
Presbyterian bodies:											
Presbyterian Church in the United States of America.....	1,174	218	1,141,291	616	3,128,875	1,151	5,608,178	1,132	1,264	24,597	270,853
Welsh Calvinistic Methodist Church.....	22	7	15,238	3	20,100	21	44,673	21	21	382	3,452
United Presbyterian Church of North America.....	339	86	616,320	142	547,600	335	1,472,301	334	348	6,015	67,961
Associate Synod of North America (Associate Presbyterian Church).....	4			1	2,500	4	2,620				
Synod of the Reformed Presbyterian Church of North America.....	29	2	5,650	8	24,100	29	75,474	28	35	395	3,053
Reformed Presbyterian Church in North America, General Synod.....	7	2	9,500	1	3,000	7	20,602	7	8	109	1,091
Protestant Episcopal Church.....	518	97	505,825	243	1,786,951	492	2,749,419	453	482	6,645	65,855
Reformed bodies:											
Reformed Church in America.....	9	5	32,600	5	24,500	9	25,644	8	10	153	2,028
Reformed Church in the United States.....	908	207	1,224,253	340	1,268,180	897	1,905,830	871	928	18,282	193,207
Hungarian Reformed Church in America.....	12	5	40,542	5	36,000	11	19,102	6	6	19	409
Reformed Episcopal Church.....	15	4	21,600	3	15,000	15	83,377	15	16	400	4,430
Roman Catholic Church.....	1,413	671	7,441,995	964	7,966,414	1,192	9,433,879	1,032	1,204	8,037	242,535
Salvation Army.....	73	23	179,648			72	165,632	68	69	520	4,926
Scandinavian Evangelical bodies:											
Swedish Evangelical Mission Covenant of America.....	10	4	2,850	5	13,100	10	10,387	9	10	72	414
Schwenkfelders.....	6					6	6,552	6	6	131	1,511
Spiritualists:											
Spiritualists (National Spiritualists' Association).....	32	3	11,775			30	19,323	4	5	18	155
Theosophical societies:											
Theosophical Society, American Section.....	5										
Unitarians.....	9	5	35,100	5	88,500	9	46,676	7	7	78	580
United Brethren bodies:											
Church of the United Brethren in Christ.....	560	108	532,457	215	590,310	536	875,662	512	528	8,243	96,816
Church of the United Brethren in Christ (Old Constitution).....	29	3	300	8	17,550	29	16,908	23	23	322	3,110
United Evangelical Church.....	576	164	356,653	202	573,365	561	727,098	549	563	9,027	91,941
Universalists.....	25	4	9,000	7	23,200	22	34,838	16	16	136	696
Volunteers of America.....	8	1	2,997			7	20,306	3	3	10	175
All other denominations.....	21	7	25,200	4	14,500	16	31,121	10	10	79	957

PENNSYLVANIA—Continued.

RELIGIOUS BODIES.

TABLE 62.—STATISTICS OF RELIGIOUS BODIES IN

DENOMINATION.	Total number of organizations.	MEMBERS.					PLACES OF WORSHIP.			VALUE OF CHURCH PROPERTY.	
		Number of organizations reporting.	Total number reported.	Sex.		Number of organizations reporting—	Church edifices.	Halls, etc.	Number of church edifices reported.	Number of organizations reporting.	Value reported.
				Number of organizations reporting.	Male.						

RHODE ISLAND.

All denominations.....	508	506	344,060	455	142,585	158,955	459	28	480	463	\$12,270,684
Adventist bodies:											
Advent Christian Church.....	8	8	772	8	245	527	7	1	7	7	47,700
Seventh-day Adventist Denomination.....	5	5	182	5	44	138	4	1	4	4	8,200
Baptist bodies:											
Baptists—											
Northern Baptist Convention.....	103	103	18,771	98	5,685	11,062	100	2	106	99	1,707,030
General Six Principle Baptists.....	9	9	421	9	145	276	9		10	9	21,850
Seventh Day Baptists.....	6	6	988	6	414	574	6		6	6	49,000
Free Baptists.....	2	2	514	2	216	298	2		2	2	35,000
Christadelphians.....	2	2	26	2	9	17		2		1	200
Christian Church (American Christian Convention).....	7	7	951	7	347	604	6		6	6	67,700
Congregational Churches.....	43	43	10,531	43	3,561	6,970	43		44	43	1,263,572
Disciples of Christ.....	2	2	115	2	20	50	1		1	1	1,500
Eastern Orthodox Churches:											
Greek Orthodox Church (Hellenic).....	2	2	1,800	2	1,351	449	2		2	2	15,000
Friends:											
Society of Friends (Orthodox).....	7	7	546	7	267	279	7		8	7	43,600
Orthodox Conservative Friends (Wilburite).....	4	4	82	4	38	44	1	2	1	1	5,000
Independent churches.....	5	5	1,068	5	916	152	2	3	2	2	77,500
Jacobite Church (Assyrian).....	2	2	102	2	62	40		2			
Jewish congregations.....	3	3	762	3	568	194	2	1	2	2	40,000
Latter Day Saints:											
Reorganized Church of Jesus Christ of Latter Day Saints.....	3	3	346	3	134	212	3		3	3	4,300
Lutheran bodies:											
General Council of the Evangelical Lutheran Church in North America.....	9	9	2,783	8	1,156	1,388	9		10	9	125,054
Evangelical Lutheran Synodical Conference of America.....	3	3	487	3	197	290	2		2	2	16,500
Methodist bodies:											
Methodist Episcopal Church.....	42	42	7,801	41	2,807	4,971	41		42	41	798,758
Primitive Methodist Church in the United States of America.....	8	8	500	8	195	305	8		8	8	45,000
African Methodist Episcopal Church.....	5	5	614	5	216	398	5		5	5	57,000
African Methodist Episcopal Zion Church.....	2	2	290	2	95	195	2		2	2	53,000
Pentecostal Church of the Nazarene.....	4	4	198	1	26	48	2		2	2	9,900
Presbyterian bodies:											
Presbyterian Church in the United States of America.....	5	5	1,169	5	425	744	5		5	5	203,000
United Presbyterian Church of North America.....	5	5	1,036	5	417	619	4	1	4	5	54,100
Protestant Episcopal Church.....	67	67	20,178	47	4,296	7,184	60	2	66	60	1,775,430
Roman Catholic Church.....	107	105	261,312	86	112,664	117,291	102	2	106	104	4,993,440
Salvation Army.....	4	4	252	4	109	143	2	2	2	2	28,000
Spiritualists:											
Spiritualists (National Spiritualists' Association).....	5	5	160	5	65	95		3		2	250
Theosophical societies:											
Theosophical Society.....	2	2	23	2	4	19		2			
Unitarians.....	3	3	1,412	3	589	823	3		3	3	257,500
Universalists.....	8	8	1,519	7	524	983	7		7	7	380,500
All other denominations.....	16	16	6,351	16	4,778	1,573	12	2	12	11	86,100

SOUTH CAROLINA.

All denominations.....	5,679	5,671	794,126	4,987	293,555	414,008	5,378	139	5,427	5,369	\$16,668,816
Adventist bodies:											
Advent Christian Church.....	7	7	789	7	382	407	7		7	7	11,200
Seventh-day Adventist Denomination.....	19	19	485	19	153	332	6	8	6	9	9,715
Baptist bodies:											
Baptists—											
Southern Baptist Convention.....	1,096	1,093	158,151	832	54,085	89,623	1,031	28	1,035	1,021	3,496,664
National Baptist Convention.....	1,353	1,353	255,479	1,351	103,494	151,385	1,337	2	1,337	1,333	2,353,678
Free Will Baptists.....	31	31	2,281	30	908	1,317	27	1	27	27	16,265
Primitive Baptists.....	11	11	430	11	157	273	10		10	10	5,900
Churches of God, General Assembly.....	2	2	89	2	35	54		2			
Congregational Churches.....	8	8	501	8	181	320	6		6	6	66,600
Disciples of Christ.....	54	54	4,414	40	1,778	2,210	39		39	40	65,230
Independent churches.....	3	3	355	2	157	198	2		2	2	6,650
Jewish congregations.....	9	8	570	8	303	267	6	2	6	6	103,500
Latter Day Saints:											
Church of Jesus Christ of Latter Day Saints.....	9	9	2,509	9	1,191	1,318	9		9	8	6,987
Lutheran bodies:											
United Synod of the Evangelical Lutheran Church in the South.....	103	103	14,788	103	7,041	7,747	103		105	103	573,975
Methodist bodies:											
Methodist Episcopal Church.....	407	407	52,568	227	12,039	16,264	397	10	398	397	734,435
Methodist Protestant Church.....	25	25	2,324	25	1,046	1,278	25		25	25	25,975
Wesleyan Methodist Connection of America.....	35	35	1,613	34	588	965	30	2	33	30	39,555
Methodist Episcopal Church, South.....	851	851	105,306	712	37,162	50,431	807	44	809	806	2,928,638
African Methodist Episcopal Church.....	645	645	90,469	645	35,209	55,260	621	14	632	623	1,056,244
African Methodist Episcopal Zion Church.....	192	192	23,189	190	9,102	13,937	187	5	188	187	411,225
Colored Methodist Episcopal Church.....	81	81	7,342	81	2,657	4,685	77		77	78	211,300
Reformed Methodist Union Episcopal Church.....	25	25	2,116	25	869	1,247	25		25	25	33,000
Pentecostal Holiness Church.....	33	33	823	32	346	453	27	3	28	26	19,915
Presbyterian bodies:											
Presbyterian Church in the United States of America.....	108	108	8,320	93	2,801	4,280	88	6	88	88	194,770
Presbyterian Church in the United States.....	288	286	30,041	228	10,302	13,421	273	4	285	273	1,949,833
Associate Reformed Presbyterian Church.....	47	47	4,923	47	2,218	2,705	46	1	46	46	229,000

GENERAL TABLES.

EACH STATE, BY DENOMINATIONS: 1916—Continued.

DENOMINATION.	Total number of organizations.	DEBT ON CHURCH PROPERTY.		PARSONAGES.		EXPENDITURES FOR YEAR.		SUNDAY SCHOOLS CONDUCTED BY CHURCH ORGANIZATIONS.			
		Number of organizations reporting.	Amount of debt reported.	Number of organizations reporting.	Value of parsonages reported.	Number of organizations reporting.	Amount reported.	Number of organizations reporting.	Number of Sunday schools reported.	Number of officers and teachers.	Number of scholars.

RHODE ISLAND.

All denominations.....	508	151	\$1,432,255	226	\$1,566,019	473	\$2,216,317	466	500	8,513	90,393
Adventist bodies:											
Advent Christian Church.....	8	1	5,750	1	2,000	7	8,527	7	7	87	487
Seventh-day Adventist Denomination.....	5	2	1,400			5	7,857	5	5	41	169
Baptist bodies:											
Baptists—											
Northern Baptist Convention.....	103	18	89,352	43	149,500	102	267,644	97	101	1,999	16,069
General Six Principle Baptists.....	9					6	2,483	6	6	53	276
Seventh Day Baptists.....	6			3	9,000	5	5,735	5	5	67	335
Free Baptists.....	2			2	5,000	2	6,375	2	2	40	296
Christadelphians.....	2					2	456	2	2	3	19
Christian Church (American Christian Convention).....	7	1	9,400	2	7,500	7	7,083	6	6	90	598
Congregational Churches.....	43	8	24,054	13	49,489	43	192,282	43	50	851	7,337
Disciples of Christ.....	2					1	600	2	2	12	80
Eastern Orthodox Churches:											
Greek Orthodox Church (Hellenic).....	2					1	2,000				
Friends:											
Society of Friends (Orthodox).....	7			1	2,000	7	3,726	7	7	40	308
Orthodox Conservative Friends (Wilburite).....	4					1	88				
Independent churches.....	5			2	7,300	5	7,045	5	5	41	252
Jacobite Church (Assyrian).....	2										
Jewish congregations.....	3	2	11,000			3	8,300	3	5	9	394
Latter Day Saints:											
Reorganized Church of Jesus Christ of Latter Day Saints.....	3					3	1,510	3	3	40	160
Lutheran bodies:											
General Council of the Evangelical Lutheran Church in North America.....	9	4	19,898	6	27,150	9	45,822	9	12	163	878
Evangelical Lutheran Synodical Conference of America.....	3			2	9,500	3	4,340	3	3	22	199
Methodist bodies:											
Methodist Episcopal Church.....	42	13	95,143	23	88,800	41	107,643	40	42	871	7,944
Primitive Methodist Church in the United States of America.....	8	6	12,155	3	8,000	8	11,273	8	8	106	867
African Methodist Episcopal Church.....	5	3	4,300	1	3,000	5	9,563	5	5	49	315
African Methodist Episcopal Zion Church.....	2	2	14,050			2	4,900	2	2	13	220
Pentecostal Church of the Nazarene.....	4					1	2,225	4	4	35	177
Presbyterian bodies:											
Presbyterian Church in the United States of America.....	5	2	18,000	2	18,500	5	18,353	5	5	104	717
United Presbyterian Church of North America.....	5			2	10,000	5	12,094	5	5	89	922
Protestant Episcopal Church.....	67	13	56,510	38	219,040	67	409,887	67	69	1,170	10,486
Roman Catholic Church.....	107	65	1,015,068	77	912,240	94	971,757	100	113	2,227	38,618
Salvation Army.....	4	2	18,500			4	13,972	3	3	13	174
Spiritualists:											
Spiritualists (National Spiritualists' Association).....	5					5	2,875	1	1	6	35
Theosophical societies:											
Theosophical Society, American Section.....	2										
Unitarians.....	3	1	14,000	2	20,000	3	28,325	3	3	43	219
Universalists.....	8	1	9,000	3	18,000	7	31,119	7	7	143	967
All other denominations.....	16	7	14,675			14	20,458	11	12	86	775

SOUTH CAROLINA.

All denominations.....	5,679	972	\$957,303	954	\$2,224,415	5,516	\$3,701,891	5,272	5,413	42,851	452,047
Adventist bodies:											
Advent Christian Church.....	7			3	3,500	7	5,435	6	6	41	324
Seventh-day Adventist Denomination.....	19	4	3,513			16	6,936	16	16	89	493
Baptist bodies:											
Baptists—											
Southern Baptist Convention.....	1,096	100	220,195	143	403,350	1,074	918,179	1,016	1,031	9,106	111,053
National Baptist Convention.....	1,353	222	156,893	23	41,610	1,329	441,001	1,323	1,339	9,249	96,964
Free Will Baptists.....	31	3	100			24	2,162	24	24	134	1,286
Primitive Baptists.....	11					11	501				
Churches of God, General Assembly.....	2					1	188	2	2	7	75
Congregational Churches.....	8			7	5,000	5	4,184	7	7	54	635
Disciples of Christ.....	54	7	9,875	1	4,500	35	10,401	39	40	207	1,802
Independent churches.....	3	1	42			3	5,222	3	4	37	471
Jewish congregations.....	9	2	4,800	2	11,000	8	13,245	5	6	21	229
Latter Day Saints:											
Church of Jesus Christ of Latter Day Saints.....	9	1	100			9	2,946	7	7	61	374
Lutheran bodies:											
United Synod of the Evangelical Lutheran Church in the South.....	103	10	40,200	35	95,300	100	114,524	99	99	1,095	9,796
Methodist bodies:											
Methodist Episcopal Church.....	407	78	33,859	97	119,550	403	156,910	396	418	2,952	28,335
Methodist Protestant Church.....	25	3	223	8	11,775	25	7,567	21	24	135	1,486
Wesleyan Methodist Connection of America.....	35	10	2,170	3	3,750	33	13,325	32	35	224	2,278
Methodist Episcopal Church, South.....	851	129	260,897	227	675,975	843	706,437	772	783	6,826	87,479
African Methodist Episcopal Church.....	645	208	58,987	151	149,275	642	294,245	629	663	5,618	46,280
African Methodist Episcopal Zion Church.....	192	68	21,835	18	13,630	191	121,678	188	188	1,496	12,088
Colored Methodist Episcopal Church.....	81	40	9,030	17	17,400	81	49,641	80	80	527	4,310
Reformed Methodist Union Episcopal Church.....	25	5	2,040	4	1,150	24	3,274	23	23	110	649
Pentecostal Holiness Church.....	33	7	1,684			26	7,826	30	30	150	1,167
Presbyterian bodies:											
Presbyterian Church in the United States of America.....	108	20	6,725	27	28,650	99	39,167	100	104	620	5,830
Presbyterian Church in the United States.....	288	20	78,040	96	281,700	274	421,912	239	259	2,565	24,747
Associate Reformed Presbyterian Church.....	47	4	12,100	20	43,700	47	65,285	46	51	415	4,167

RELIGIOUS BODIES.

TABLE 62.—STATISTICS OF RELIGIOUS BODIES IN

DENOMINATION.	Total number of organizations.	MEMBERS.					PLACES OF WORSHIP.			VALUE OF CHURCH PROPERTY.	
		Number of organizations reporting.	Total number reported.	Sex.		Number of organizations reporting—		Number of church edifices reported.	Number of organizations reporting.	Value reported.	
				Number of organizations reporting.	Male.	Female.	Church edifices.				Halls, etc.
SOUTH CAROLINA—Continued.											
Protestant Episcopal Church.....	133	132	11,000	131	4,198	6,767	114	121	114	\$1,249,400
Reformed bodies:											
Reformed Church in America.....	2	2	46	2	19	27	2	2	2	3,500
Reformed Episcopal Church.....	35	35	3,017	30	1,012	1,749	34	1	34	35	45,862
Roman Catholic Church.....	49	48	9,514	45	3,803	4,713	32	36	32	727,700
Salvation Army.....	6	6	193	6	93	100	1	5	1	1	8,200
Universalists.....	4	4	146	4	63	83	4	4	4	4,700
All other denominations.....	8	8	355	8	163	192	5	1	6	5	79,200
SOUTH DAKOTA.											
All denominations.....	2,180	2,179	199,017	1,883	78,974	92,952	1,756	182	1,806	1,757	\$8,024,832
Adventist bodies:											
Seventh-day Adventist Denomination.....	37	37	1,046	37	410	636	25	9	25	26	32,000
Baptist bodies:											
Baptists—											
Northern Baptist Convention.....	102	102	8,852	76	2,403	3,496	90	9	99	91	542,050
Churches of Christ.....	3	3	39	3	18	21	3
Congregational Churches.....	218	218	11,762	214	4,429	7,174	181	19	188	180	749,909
Disciples of Christ.....	26	26	1,764	19	589	894	17	17	16	82,500
Evangelical Association.....	42	42	1,752	42	795	957	40	40	40	123,520
Friends:											
Society of Friends (Orthodox).....	3	3	192	3	86	106	3	3	3	4,250
German Evangelical Synod of North America.....	5	5	339	5	159	180	5	5	5	9,800
Independent churches.....	7	7	236	7	113	123	5	2	5	5	8,700
Jewish congregations.....	2	2	270	2	106	164	1	1	1	1	5,000
Lutheran bodies:											
General Synod of the Evangelical Lutheran Church in the United States of America.....	3	3	456	3	210	246	3	3	3	11,075
General Council of the Evangelical Lutheran Church in North America.....	31	30	2,852	25	1,133	1,124	30	30	30	159,850
Evangelical Lutheran Synodical Conference of America.....	132	132	11,544	115	5,157	5,282	102	8	103	101	311,810
Norwegian Lutheran Church of America—											
Hauge's Norwegian Evangelical Lutheran Synod.....	55	55	3,950	42	1,345	1,330	46	4	49	47	184,755
Synod for the Norwegian Evangelical Lutheran Church of America.....	74	74	6,533	74	3,202	3,331	58	8	61	59	302,250
United Norwegian Lutheran Church in America.....	161	161	15,786	156	6,936	7,114	118	26	120	124	495,457
Evangelical Lutheran Joint Synod of Ohio and Other States.....	12	12	962	12	472	490	11	15	11	31,325
Evangelical Lutheran Church in America, Eielson's Synod.....	4	4	321	4	161	160	2	2	2	6,800
Evangelical Lutheran Synod of Iowa and Other States.....	84	84	6,282	81	2,925	2,899	69	11	71	70	157,875
Danish Evangelical Lutheran Church in America.....	6	6	615	5	289	276	6	7	5	19,500
Immanuel Synod of the Evangelical Lutheran Church in North America.....	2	2	40	2	20	20	1	1	1	2,000
Finnish Evangelical Lutheran Church of America, or Suomi Synod.....	4	4	460	4	233	227	3	1	3	3	7,000
Lutheran Free Church (Norwegian).....	21	21	1,242	20	591	581	18	18	18	43,950
United Danish Evangelical Lutheran Church in America.....	7	7	383	7	192	191	7	7	7	27,800
Finnish Evangelical Lutheran National Church.....	2	2	150	1	20	30	1	1	1	1	1,500
Apostolic Lutheran Church (Finnish).....	4	4	459	4	217	242	3	1	3	3	7,000
Mennonite bodies:											
Hutterian Brethren.....	15	15	837	15	399	438	10	1	10	10	10,000
General Conference of Mennonites of North America.....	5	5	769	4	247	282	4	4	5	31,900
Krimmer Bruder-Gemeinde.....	2	2	192	2	95	97	2	4	2	4,600
Methodist bodies:											
Methodist Episcopal Church.....	292	292	21,429	254	7,895	12,205	253	39	259	253	1,443,675
Wesleyan Methodist Connection of America.....	7	7	294	7	121	173	6	6	6	15,700
Free Methodist Church of North America.....	26	26	418	22	142	263	12	9	12	12	22,500
Pentecostal Church of the Nazarene.....	3	3	112	3	3	3	6,880
Presbyterian bodies:											
Presbyterian Church in the United States of America.....	161	161	9,855	113	3,134	4,509	114	9	114	115	489,408
Welsh Calvinistic Methodist Church.....	2	2	222	1	76	74	2	2	2	6,500
Protestant Episcopal Church.....	157	157	8,156	92	2,196	3,041	119	5	123	116	400,740
Reformed bodies:											
Reformed Church in America.....	20	20	1,214	20	616	598	20	21	20	58,500
Reformed Church in the United States.....	39	39	2,100	20	650	518	25	25	24	41,650
Christian Reformed Church.....	11	11	1,107	11	569	538	9	1	9	9	22,700
Roman Catholic Church.....	339	339	72,113	306	29,748	31,913	294	9	298	292	2,060,853
Salvation Army.....	7	7	336	7	161	175
Scandinavian Evangelical bodies:											
Swedish Evangelical Mission Covenant of America.....	10	10	368	10	184	184	10	10	10	22,800
Swedish Evangelical Free Church.....	10	10	381	10	172	209	9	1	9	9	26,250
United Brethren bodies:											
Church of the United Brethren in Christ.....	7	7	184	7	66	118	6	7	5	7,200
Church of the United Brethren in Christ (Old Constitution).....	2	2	76	1	21	27	1	1	1	1	1,500
United Evangelical Church.....	8	8	231	8	113	118	5	5	5	9,500
All other denominations.....	10	10	336	10	158	178	7	3	7	6	14,300

GENERAL TABLES.

221

EACH STATE, BY DENOMINATIONS: 1916—Continued.

DENOMINATION.	Total number of organizations.	DEBT ON CHURCH PROPERTY.		PARSONAGES.		EXPENDITURES FOR YEAR.		SUNDAY SCHOOLS CONDUCTED BY CHURCH ORGANIZATIONS.			
		Number of organizations reporting.	Amount of debt reported.	Number of organizations reporting.	Value of parsonages reported.	Number of organizations reporting.	Amount reported.	Number of organizations reporting.	Number of Sunday schools reported.	Number of officers and teachers.	Number of scholars.
SOUTH CAROLINA—Continued.											
Protestant Episcopal Church.....	133	13	\$12,397	52	\$187,600	130	\$209,672	93	98	765	5,960
Reformed bodies:											
Reformed Church in America.....	2			1	1,000	2	500	2	2	12	100
Reformed Episcopal Church.....	35	13	2,598	3	4,500	35	9,243	30	30	103	1,266
Roman Catholic Church.....	49	4	19,000	14	108,000	23	51,941	26	30	160	1,601
Salvation Army.....	6					6	13,558	6	7	31	495
Universalists.....	4			1	2,500	4	780	3	3	20	99
All other denominations.....	8			1	10,000	6	3,956	4	4	21	208
SOUTH DAKOTA.											
All denominations.....	2,180	339	\$624,597	837	\$2,021,275	1,986	\$2,360,111	1,558	1,656	10,560	98,825
Adventist bodies:											
Seventh-day Adventist Denomination.....	37	2	450			32	36,229	34	35	250	1,157
Baptist bodies:											
Baptists—											
Northern Baptist Convention.....	102	15	26,601	37	101,250	97	168,044	90	102	902	8,161
Churches of Christ.....	3					1	104	1	1	1	17
Congregational Churches.....	218	44	52,141	105	223,025	195	212,429	191	198	1,474	12,248
Disciples of Christ.....	26	2	3,200	4	12,500	15	15,392	21	21	174	1,406
Evangelical Association.....	42	1	200	19	48,750	42	41,215	40	41	407	2,601
Friends:											
Society of Friends (Orthodox).....	3	1	43	2	1,550	2	1,301	2	2	18	100
German Evangelical Synod of North America.....	7	2	1,000	2	2,050	5	1,825	4	4	10	73
Independent churches.....	5			1	2,500	7	1,774	6	6	17	107
Jewish congregations.....	2	1	2,300	1	2,500	2	2,450	2	2	7	64
Lutheran bodies:											
General Synod of the Evangelical Lutheran Church in the United States of America.....	3	1	800	2	4,000	3	4,607	3	3	12	153
General Council of the Evangelical Lutheran Church in North America.....	31	12	10,920	11	43,500	30	34,485	27	30	159	1,048
Evangelical Lutheran Synodical Conference of America.....	132	23	22,111	59	105,150	113	108,419	42	55	134	1,209
Norwegian Lutheran Church of America—											
Hauge's Norwegian Evangelical Lutheran Synod.....	55	6	4,200	12	32,900	53	56,084	37	49	161	1,520
Synod for the Norwegian Evangelical Lutheran Church of America.....	74	8	4,713	20	67,800	65	43,626	23	23	107	935
United Norwegian Lutheran Church in America.....	161	9	4,655	34	97,800	157	131,233	81	87	479	3,551
Evangelical Lutheran Joint Synod of Ohio and Other States.....	12	1	2,100	7	11,200	12	9,508	8	8	15	222
Evangelical Lutheran Church in America, Eriksen's Synod.....	4					4	1,975	2	2	8	55
Evangelical Lutheran Synod of Iowa and Other States.....	84	10	2,400	28	55,700	82	49,056	64	66	177	2,012
Danish Evangelical Lutheran Church in America.....	6			2	8,000	6	3,915	3	4	10	111
Immanuel Synod of the Evangelical Lutheran Church in North America.....	2					2	350				
Finnish Evangelical Lutheran Church of America, or Suomi Synod.....	4			2	4,500	4	4,445	3	7	39	180
Lutheran Free Church (Norwegian).....	21	5	2,720	4	6,400	18	11,720	14	15	65	405
United Danish Evangelical Lutheran Church in America.....	7			2	6,800	7	5,182	5	5	17	112
Finnish Evangelical Lutheran National Church.....	2					2	350				
Apostolic Lutheran Church (Finnish).....	4					3	588				
Mennonite bodies:											
Hutterian Brethren.....	15			1	300			12	12	13	533
General Conference of Mennonites of North America.....	5					5	14,325	5	7	65	971
Krimmer Bruder-Gemeinde.....	2					2	1,515	2	2	18	277
Methodist bodies:											
Methodist Episcopal Church.....	292	53	165,061	154	359,350	280	418,949	276	294	3,169	29,302
Wesleyan Methodist Connection of America.....	7			5	10,100	7	9,294	7	7	47	405
Free Methodist Church of North America.....	26			10	17,100	21	12,883	14	14	100	635
Pentecostal Church of the Nazarene.....	3					3	350	3	3	29	185
Presbyterian bodies:											
Presbyterian Church in the United States of America.....	161	39	63,651	71	147,550	146	195,440	139	141	1,158	10,814
Welsh Calvinistic Methodist Church.....	2					2	1,501	2	2	22	148
Protestant Episcopal Church.....	157	5	12,752	71	90,350	140	76,435	82	85	309	3,186
Reformed bodies:											
Reformed Church in America.....	20	7	7,955	14	30,500	20	36,962	20	20	122	1,247
Reformed Church in the United States.....	39	1	50	9	18,700	38	15,738	31	35	78	824
Christian Reformed Church.....	11	6	5,550	8	13,600	11	18,001	5	5	16	366
Roman Catholic Church.....	339	79	227,515	128	472,950	304	566,129	212	216	461	9,883
Salvation Army.....	7					7	18,349	7	7	46	614
Scandinavian Evangelical bodies:											
Swedish Evangelical Mission Covenant of America.....	10	1	300	2	4,300	10	6,433	9	9	50	321
Swedish Evangelical Free Church.....	10	4	780	5	10,500	9	11,645	9	9	57	673
United Brethren bodies:											
Church of the United Brethren in Christ.....	7			2	2,400	7	3,965	6	6	62	342
Church of the United Brethren in Christ (Old Constitution).....	2					2	1,081	2	2	20	133
United Evangelical Church.....	8			2	1,900	8	2,301	4	4	28	183
All other denominations.....	10	1	429	1	3,200	8	2,859	8	10	47	336

RELIGIOUS BODIES.

TABLE 62.—STATISTICS OF RELIGIOUS BODIES IN

DENOMINATION.	Total number of organizations.	MEMBERS.					PLACES OF WORSHIP.			VALUE OF CHURCH PROPERTY.	
		Number of organizations reporting.	Total number reported.	Sex.		Number of organizations reporting—		Number of churches edifices reported.	Number of organizations reporting.	Value reported.	
				Number of organizations reporting.	Male.	Female.	Church edifices.				Halls, etc.
TENNESSEE.											
All denominations.....	8,545	8,524	840,133	7,144	284,289	419,340	7,493	457	7,533	7,412	\$22,532,562
Adventist bodies:											
Advent Christian Church.....	8	8	274	6	82	114	4	2	4	4	8,700
Seventh-day Adventist Denomination.....	37	37	1,414	37	504	910	26	7	26	27	34,250
Churches of God in Christ Jesus.....	2	2	40	2	14	26					
Baptist bodies:											
Baptists—											
Southern Baptist Convention.....	1,727	1,718	202,867	1,041	55,889	76,571	1,447	38	1,453	1,432	3,766,547
National Baptist Convention.....	744	744	108,650	744	40,014	68,636	690	24	690	693	1,620,651
Free Will Baptists.....	51	51	4,681	51	1,849	2,832	42	8	42	42	32,212
General Baptists.....	32	32	1,789	32	709	1,080	25	3	25	26	16,625
Separate Baptists.....	5	5	220								
Regular Baptists.....	43	43	2,582	32	666	1,181	28	2	28	27	15,775
Duck River and Kindred Associations of Baptists (Baptist Church of Christ).....	67	67	4,589	36	1,138	1,661	33	2	33	32	30,500
Primitive Baptists.....	208	208	8,925	181	2,905	4,454	139	8	189	177	145,400
Colored Primitive Baptists.....	21	21	811	18	138	228	6	5	6	6	6,050
Two-Seed-in-the-Spirit Predestinarian Baptists.....	20	19	252	18	92	145	18	1	18	17	11,800
Brethren, German Baptist (Dunkers):											
Church of the Brethren (Conservative Dunkers).....	18	18	1,285	18	604	681	16	1	19	16	23,825
Brethren, Plymouth:											
Brethren, Plymouth, IV.....	3	3	76	3	28	48		3			
Christian and Missionary Alliance.....	2	2	169	1	57	87		2			
Christian Union.....	2	2	73	1	30	35			2	2	1,550
Churches of Christ.....	995	995	63,521	995	26,676	36,845	872	120	872	874	1,162,060
Churches of God, General Assembly.....	39	39	2,288	39	733	1,555	32	4	33	32	17,523
Churches of the Living God:											
Church of the Living God, Christian Workers for Fellowship, Church of the New Jerusalem:											
General Convention of the New Jerusalem in the United States of America.....	4	4	59	4	23	36	1		1	1	2,000
Congregational Churches.....	23	23	2,185	23	909	1,276	17	5	17	17	214,550
Disciples of Christ.....	212	211	21,672	113	6,644	9,424	166	6	166	113	834,750
Friends:											
Society of Friends (Orthodox).....	9	9	779	9	333	446	9		9	9	28,600
Holiness Church.....	3	3	100	2	34	61	2		2	2	3,300
Independent churches.....	8	7	398	7	185	208	6	2	6	6	19,100
Jewish congregations.....	10	10	2,022	10	1,163	859	6	4	6	6	201,000
Latter Day Saints:											
Church of Jesus Christ of Latter Day Saints.....	5	5	1,572	5	749	823	5		7	4	16,006
Reorganized Church of Jesus Christ of Latter Day Saints.....	5	5	417	4	136	171	3	1	3	3	4,150
Lutheran bodies:											
General Synod of the Evangelical Lutheran Church in the United States of America.....	8	8	769	6	267	406	8		8	8	59,100
United Synod of the Evangelical Lutheran Church in the South.....	26	26	2,039	26	925	1,114	25	1	25	25	156,400
Evangelical Lutheran Synodical Conference of America.....	5	5	733	5	322	411	5		7	5	52,200
Methodist bodies:											
Methodist Episcopal Church.....	729	729	56,484	483	15,758	23,699	703	20	706	702	1,598,034
Methodist Protestant Church.....	30	30	1,759	30	700	1,059	27	3	27	29	20,650
Wesleyan Methodist Connection of America.....	11	11	354	11	136	218	10		10	10	7,800
Methodist Episcopal Church, South.....	1,524	1,518	167,270	1,491	67,143	95,889	1,435	89	1,435	1,434	4,580,995
Congregational Methodist Church.....	12	12	508	12	226	282	10	2	10	10	5,500
Free Methodist Church of North America.....	13	13	178	5	38	64	6		6	8	6,700
African Methodist Episcopal Church.....	291	291	23,497	291	8,237	15,260	267	15	271	266	635,851
African Methodist Episcopal Zion Church.....	156	156	8,786	155	3,235	5,539	137	18	137	137	280,740
Colored Methodist Episcopal Church.....	209	209	30,106	209	11,510	18,596	206		206	209	623,829
Pentecostal Church of the Nazarene.....	48	48	1,903	14	168	364	30		30	30	81,630
Pentecostal Holiness Church.....	2	2	92	1	22	52	1	1	1	2	3,100
Presbyterian bodies:											
Presbyterian Church in the United States of America.....	212	212	17,584	187	6,138	8,844	196	4	197	196	1,341,921
Cumberland Presbyterian Church.....	399	398	27,631	350	10,432	14,150	378	10	384	376	827,412
Colored Cumberland Presbyterian Church.....	34	34	2,567	34	1,098	1,469	33	1	33	33	50,976
United Presbyterian Church of North America.....	10	10	467	9	182	250	9	1	11	8	32,350
Presbyterian Church in the United States.....	201	200	25,606	164	8,310	12,461	190		200	189	1,753,050
Associate Reformed Presbyterian Church.....	15	15	1,644	15	750	894	14	1	14	15	56,100
Protestant Episcopal Church.....	95	95	9,910	64	2,248	3,515	72	7	72	71	1,092,775
Reformed bodies:											
Reformed Church in the United States.....	3	3	374	1	20	22	3		3	3	7,700
Roman Catholic Church.....	142	142	23,015	99	2,724	3,162	49	15	49	47	922,775
Salvation Army.....	6	6	109	6	68	41	1	5	1	1	7,000
Theosophical societies:											
Theosophical Society, American Section.....	2	2	59					2			
Unitarians.....	2	2	124	2	62	62	2		2	2	28,000
United Brethren bodies:											
Church of the United Brethren in Christ.....	29	29	916	15	192	254	16	1	16	14	13,500
Universalists.....	2	2	182	2	99	83	2		2	2	40,000
Volunteers of America.....	3	3	530	3	519	11		2			
All other denominations.....	13	12	427	12	159	268	7	4	7	6	14,250

GENERAL TABLES.

EACH STATE, BY DENOMINATIONS: 1916—Continued.

DENOMINATION.	Total number of organizations.	DEBT ON CHURCH PROPERTY.		PARSONAGES.		EXPENDITURES FOR YEAR.		SUNDAY SCHOOLS CONDUCTED BY CHURCH ORGANIZATIONS.			
		Number of organizations reporting.	Amount of debt reported.	Number of organizations reporting.	Value of parsonages reported.	Number of organizations reporting.	Amount reported.	Number of organizations reporting.	Number of Sunday schools reported.	Number of officers and teachers.	Number of scholars.
TENNESSEE.											
All denominations.....	8,545	857	\$1,384,111	1,076	\$2,347,760	5,993	\$4,540,361	6,737	6,884	51,131	523,681
Adventist bodies:											
Advent Christian Church.....	8					5	1,551	5	5	20	143
Seventh-day Adventist Denomination.....	37	5	3,280			33	23,138	33	39	283	1,475
Churches of God in Christ Jesus.....	2							1	1	5	35
Baptist bodies:											
Baptists—											
Southern Baptist Convention.....	1,727	90	215,395	93	218,450	1,548	863,833	1,253	1,284	10,551	119,254
National Baptist Convention.....	744	166	164,564	24	41,730	613	311,817	704	714	4,475	38,272
Free Will Baptists.....	51	2	270			36	3,193	24	24	166	1,469
General Baptists.....	32					25	1,486	12	12	70	758
Separate Baptists.....	5										
Regular Baptists.....	43	2	398	1	900	17	1,262	9	9	43	369
Duck River and Kindred Associations of Baptists (Baptist Church of Christ).....	67					46	1,689	3	3	15	125
Primitive Baptists.....	208	3	654	1	900	102	8,669				
Colored Primitive Baptists.....	21	3	425			7	554				
Two-Seed-in-the-Spirit Predestinarian Baptists.....	20					3	137				
Brethren, German Baptist (Dunkers):											
Church of the Brethren (Conservative Dunkers).....	18					16	1,574	12	15	103	750
Brethren, Plymouth:											
Brethren, Plymouth, TN.....	3					2	325	1	1	4	30
Christian and Missionary Alliance.....	2					1	200	2	2	19	163
Christian Union.....	2					1	239	1	1	7	72
Churches of Christ.....	995	46	23,400	4	8,500	370	124,030	802	804	3,664	40,427
Churches of God, General Assembly.....	39	13	2,324			35	7,957	34	34	215	1,886
Churches of the Living God:											
Church of the Living God, Christian Workers for Fellowship.....	10	2	1,150			6	2,531	8	8	27	191
Churches of the New Jerusalem:											
General Convention of the New Jerusalem in the United States of America.....	4					4	200	1	1	5	17
Congregational Churches.....	23	4	33,815	5	11,500	19	20,982	22	23	210	1,824
Disciples of Christ.....	212	21	63,823	15	59,740	109	139,285	177	181	1,496	17,613
Friends:											
Society of Friends (Orthodox).....	9			1	500	9	3,663	8	8	45	436
Holiness Church.....	3					2	422	2	2	8	90
Independent churches.....	8					8	9,700	6	6	49	410
Jewish congregations.....	10	3	51,300			8	36,435	8	10	70	928
Latter Day Saints:											
Church of Jesus Christ of Latter Day Saints.....	5					5	688	5	7	33	124
Reorganized Church of Jesus Christ of Latter Day Saints.....	5					2	410	3	3	15	121
Lutheran bodies:											
General Synod of the Evangelical Lutheran Church in the United States of America.....	8	2	820	2	6,500	6	6,464	7	7	66	549
United Synod of the Evangelical Lutheran Church in the South.....	26	3	4,944	7	12,500	24	11,641	17	17	142	1,255
Evangelical Lutheran Synodical Conference of America.....	5	2	1,190	4	15,000	5	9,744	5	6	27	421
Methodist bodies:											
Methodist Episcopal Church.....	729	75	103,062	156	197,005	712	307,854	644	653	4,857	53,432
Methodist Protestant Church.....	30			2	1,700	24	3,775	17	17	116	1,047
Wesleyan Methodist Connection of America.....	11	4	986			10	1,996	9	10	64	321
Methodist Episcopal Church, South.....	1,524	127	255,729	383	853,640	1,512	1,168,617	1,357	1,372	12,041	131,868
Congregational Methodist Church.....	12					11	606	10	10	56	459
Free Methodist Church of North America.....	13	1	120	3	2,000	12	1,251	6	5	34	240
African Methodist Episcopal Church.....	291	71	59,461	70	51,900	291	128,022	269	278	1,514	11,912
African Methodist Episcopal Zion Church.....	156	33	17,430	21	11,125	146	55,304	141	141	891	5,103
Colored Methodist Episcopal Church.....	209	67	35,555	35	54,920	209	169,415	205	205	1,515	14,945
Pentecostal Church of the Nazarene.....	48	10	16,743			27	12,392	36	37	234	1,951
Pentecostal Holiness Church.....	2					1	654	1	1	4	30
Presbyterian bodies:											
Presbyterian Church in the United States of America.....	212	24	63,321	56	117,850	200	201,490	198	205	1,814	17,123
Cumberland Presbyterian Church.....	399	26	29,749	43	75,350	334	130,931	313	316	2,350	20,227
Colored Cumberland Presbyterian Church.....	34	4	307	2	4,000	33	9,885	33	38	199	1,582
United Presbyterian Church of North America.....	10			3	3,500	10	5,550	10	12	94	1,183
Presbyterian Church in the United States.....	201	19	100,959	58	257,250	185	420,862	173	191	2,261	20,765
Associate Reformed Presbyterian Church.....	15	2	900	8	19,100	15	19,473	15	16	190	1,688
Protestant Episcopal Church.....	95	5	58,000	33	102,850	69	126,736	52	53	477	3,993
Reformed bodies:											
Reformed Church in the United States.....	3			3	3,900	3	2,812	3	3	30	275
Roman Catholic Church.....	142	13	58,666	28	201,100	76	138,753	43	44	158	3,831
Salvation Army.....	6			1	2,500	5	13,784	6	7	22	211
Theosophical societies:											
Theosophical Society, American Section.....	2					2	3,963	1	1	4	27
Unitarians.....	2	1	6,500								
United Brethren bodies:											
Church of the United Brethren in Christ.....	29	3	1,582	3	1,500	25	1,883	17	17	92	695
Universalists.....	2					2	2,620	1	1	11	75
Volunteers of America.....	3					2	5,235	2	2	11	70
All other denominations.....	13	3	5,204	1	250	9	2,569	10	11	57	419

GENERAL TABLES.

EACH STATE, BY DENOMINATIONS: 1916—Continued.

DENOMINATION.	Total number of organizations.	DEBT ON CHURCH PROPERTY.		PARSONAGES.		EXPENDITURES FOR YEAR.		SUNDAY SCHOOLS CONDUCTED BY CHURCH ORGANIZATIONS.			
		Number of organizations reporting.	Amount of debt reported.	Number of organizations reporting.	Value of parsonages reported.	Number of organizations reporting.	Amount reported.	Number of organizations reporting.	Number of Sunday schools reported.	Number of officers and teachers.	Number of scholars.
TEXAS.											
All denominations.....	14,316	1,975	\$3,128,697	2,613	\$5,139,796	12,059	\$11,447,005	10,772	11,174	91,062	918,374
Adventist bodies:											
Advent Christian Church.....	11	2	325			11	2,569	5	5	28	274
Seventh-day Adventist Denomination.....	40	3	1,152	1	200	33	24,416	39	41	295	1,762
Assemblies of God, General Council.....	25	8	1,237	3	1,321	17	8,123	16	17	68	745
Baptist bodies:											
Baptists—											
Southern Baptist Convention.....	3,362	231	527,955	286	622,000	2,974	2,827,434	2,217	2,282	22,171	221,692
National Baptist Convention.....	1,995	415	253,485	78	79,950	1,939	906,017	1,900	1,953	14,459	133,647
Free Baptists.....	19	1	100			17	3,552	12	12	74	680
Free Will Baptists.....	12	1	50			9	1,307	5	5	26	280
Primitive Baptists.....	88					15	1,177				
Colored Primitive Baptists.....	8	3	1,321			8	2,100	6	6	45	410
Two-Seed-in-the-Spirit Predestinarian Baptists.....	4										
Brethren, German Baptist (Dunkers):											
Church of the Brethren (Conservative Dunkers).....	9	1	100			8	1,276	6	6	39	255
Brethren, Plymouth:											
Brethren, Plymouth, II.....	4					4	3,113	4	4	16	190
Christadelphians.....	20	2	175			7	529	8	8	19	106
Churches of Christ.....	1,240	59	37,779	9	9,000	431	174,593	710	715	3,247	38,104
Churches of God, General Assembly.....	3					1	50	3	3	17	117
Churches of the Living God:											
Church of the Living God.....	28	6	1,033			27	6,199	26	27	129	491
Church of the Living God, Christian Workers for Fellowship.....	27	3	725			10	3,709	18	18	48	432
Church of the Living God, General Assembly.....	3	1	400			3	1,439	3	3	14	62
Churches of the New Jerusalem:											
General Convention of the New Jerusalem in the United States of America.....	4					2	220	1	1	3	52
Congregational Churches.....	29	9	22,160	10	26,900	29	65,772	28	31	309	2,707
Disciples of Christ.....	544	89	239,145	71	179,350	301	594,604	497	554	4,365	49,504
Eastern Orthodox Churches:											
Greek Orthodox Church (Hellenic).....	2	1	2,800			1	500				
Evangelical Association.....	12	7	12,103	10	16,200	12	10,865	11	15	144	1,264
Free Christian Zion Church of Christ.....	14	3	500	1	500	14	5,404	14	14	106	1,050
Friends:											
Society of Friends (Orthodox).....	3					3	1,246	3	3	45	351
German Evangelical Synod of North America.....	64	13	28,870	31	49,550	62	40,533	58	59	234	2,842
Independent churches.....	8					7	7,108	5	5	39	371
Jewish congregations.....	30	12	74,034	5	25,500	25	61,547	25	28	140	1,653
Latter Day Saints:											
Church of Jesus Christ of Latter Day Saints.....	8					8	2,522	6	6	88	565
Reorganized Church of Jesus Christ of Latter Day Saints.....	11	1	850			9	2,291	9	10	84	422
Lutheran bodies:											
General Synod of the Evangelical Lutheran Church in the United States of America.....	3	3	4,250			3	5,324	1	1	8	50
General Council of the Evangelical Lutheran Church in North America.....	27	3	1,883	13	38,645	27	33,890	22	24	143	1,339
Evangelical Lutheran Synodical Conference of America.....	87	18	21,101	57	76,665	84	89,096	25	29	100	985
Norwegian Lutheran Church of America—Synod for the Norwegian Evangelical Lutheran Church of America.....	9			4	8,438	9	16,215	6	6	25	175
Evangelical Lutheran Joint Synod of Ohio and Other States.....	25	7	8,565	8	15,400	25	13,680	25	27	77	1,010
Evangelical Lutheran Synod of Iowa and Other States.....	144	17	15,645	60	106,150	144	99,050	116	127	586	6,594
Mennonite bodies:											
Mennonite Church.....	2					2	497	2	2	22	113
Church of God in Christ (Mennonite).....	3					1	12	2	4	106	
Methodist bodies:											
Methodist Episcopal Church.....	557	166	88,342	261	236,155	529	301,930	520	538	4,379	30,547
Methodist Protestant Church.....	164	10	1,323	31	26,780	140	31,590	102	104	674	5,666
Methodist Episcopal Church, South.....	2,787	336	851,643	914	1,802,440	2,724	3,096,317	2,228	2,278	22,991	258,711
Congregational Methodist Church.....	30	2	27			20	2,835	21	21	120	1,315
Free Methodist Church of North America.....	46	5	758	13	9,500	31	7,372	22	23	138	974
African Methodist Episcopal Church.....	464	177	71,267	136	98,351	447	192,437	409	428	2,856	16,842
African Methodist Episcopal Zion Church.....	20	2	1,300	3	1,000	20	5,584	16	16	96	507
Colored Methodist Episcopal Church.....	341	117	35,113	76	79,850	339	224,300	324	325	2,331	19,292
Moravian bodies:											
Evangelical Union of Bohemian and Moravian Brethren in North America.....	23	1	250	3	3,950	23	5,499	15	20	62	565
Nonsectarian Churches of Bible Faith.....	2										
Pentecostal Church of the Nazarene.....	129	16	7,328	7	7,250	106	48,835	88	89	580	4,403
Presbyterian bodies:											
Presbyterian Church in the United States of America.....	383	38	131,336	119	269,400	332	728,479	292	303	2,921	28,513
Cumberland Presbyterian Church.....	145	9	4,870	16	17,325	100	33,858	86	86	592	4,870
Colored Cumberland Presbyterian Church.....	12	2	1,450			12	2,618	11	11	76	535
United Presbyterian Church of North America.....	11	3	5,750	5	18,950	11	6,412	9	9	69	581
Presbyterian Church in the United States.....	420	52	159,061	107	359,007	339	708,647	287	336	3,630	33,876
Protestant Episcopal Church.....	184	25	79,330	67	204,850	167	373,117	126	128	950	8,204
Roman Catholic Church.....	607	93	431,006	203	743,019	398	594,118	348	376	1,155	31,013
Salvation Army.....	16					15	44,264	16	16	124	755
Scandinavian Evangelical bodies:											
Swedish Evangelical Free Church.....	4	1	700	3	3,000	3	3,136	4	4	27	231
Spiritualists:											
Spiritualists (National Spiritualists' Association).....	2					2	976	2	2	8	33
Progressive Spiritual Church.....	2					2	870				
Theosophical societies:											
Theosophical Society, American Section.....	9										
Unitarians.....	3					3	9,400	2	2	11	60
Universalists.....	15					5	156				
All other denominations.....	13	1	100	2	3,200	9	6,276	10	10	55	551

RELIGIOUS BODIES.

TABLE 62.—STATISTICS OF RELIGIOUS BODIES IN

DENOMINATION.	Total number of organizations.	MEMBERS.					PLACES OF WORSHIP.			VALUE OF CHURCH PROPERTY.	
		Number of organizations reporting.	Total number reported.	Sex.		Number of organizations reporting—		Number of church edifices reported.	Number of organizations reporting.	Value reported.	
				Male.	Female.	Church edifices.	Halls, etc.				

UTAH.

All denominations.....	618	614	280,848	595	133,232	145,253	554	45	608	558	\$6,204,698
Adventist bodies:											
Seventh-day Adventist Denomination.....	4	4	175	4	42	133	3		3	3	7,500
Baptist bodies:											
Baptists—											
Northern Baptist Convention.....	14	14	1,305	14	458	847	14		14	14	168,700
Congregational Churches.....	11	11	1,616	11	538	1,078	10	1	11	10	143,000
Disciples of Christ.....	2	2	318	1	104	172	2		2	1	25,000
German Evangelical Synod of North America.....	2	2	118	2	52	66	1		1	1	12,000
Jewish congregations.....	3	3	670	3	395	275	2	1	2	2	24,000
Latter Day Saints:											
Church of Jesus Christ of Latter Day Saints.....	459	459	257,719	459	123,337	134,382	428	27	479	433	4,313,908
Reorganized Church of Jesus Christ of Latter Day Saints.....	4	4	563	4	245	318	2	1	2	2	15,500
Lutheran bodies:											
General Council of the Evangelical Lutheran Church in North America.....	5	5	257	5	92	165	4	1	6	4	24,500
Methodist bodies:											
Methodist Episcopal Church.....	29	29	1,848	26	593	1,109	26	3	26	26	204,950
African Methodist Episcopal Church.....	2	2	69	2	20	49	2		2	2	13,000
Presbyterian bodies:											
Presbyterian Church in the United States of America.....	31	27	2,254	24	711	1,309	27	1	27	27	368,800
Protestant Episcopal Church.....	24	24	1,469	15	380	746	17	3	17	17	284,200
Roman Catholic Church.....	15	15	10,000	13	4,247	4,181	9	3	9	9	572,800
Salvation Army.....	2	2	111	2	68	43					
Scandinavian Evangelical bodies:											
Swedish Evangelical Free Church.....	2	2	71	2	31	40	2		2	2	4,000
All other denominations.....	9	9	2,285	8	1,919	340	5	4	5	5	42,840

VERMONT.

All denominations.....	861	857	145,682	776	49,377	68,328	817	30	836	817	\$7,062,635
Adventist bodies:											
Advent Christian Church.....	19	19	1,040	18	387	584	17		17	17	49,450
Seventh-day Adventist Denomination.....	16	16	399	16	141	258	9	6	9	9	13,600
Baptist bodies:											
Baptists—											
Northern Baptist Convention.....	113	112	9,797	105	3,182	5,601	112	1	116	112	818,600
Free Baptists.....	7	7	213	7	77	136	6		6	6	16,200
Christian Church (American Christian Convention).....	2	2	301	2	113	188	2		2	2	11,000
Congregational Churches.....	214	214	22,912	214	7,726	15,186	212	2	218	212	1,830,780
Disciples of Christ.....	2	2	351	1	21	30	1		1	1	3,000
Eastern Orthodox Churches:											
Russian Orthodox Church.....	2	2	545	2	388	157	2		2	2	10,700
Friends:											
Society of Friends (Orthodox).....	3	3	155	3	85	70	2		2	2	2,700
Independent churches:											
Jewish congregations.....	18	16	824	14	280	499	18		19	18	72,900
Latter Day Saints:											
Church of Jesus Christ of Latter Day Saints.....	4	4	590	4	410	180	4		4	4	20,000
Lutheran bodies:											
General Council of the Evangelical Lutheran Church in North America.....	2	2	238	2	116	122	1	1	1	2	75,025
Methodist bodies:											
Methodist Episcopal Church.....	3	3	544	1	52	60	3		3	3	13,500
Wesleyan Methodist Connection of America.....	200	200	16,808	178	5,581	9,605	190	10	191	190	1,082,350
Pentecostal Church of the Nazarene.....	3	3	96	3	30	66	3		4	3	4,200
Presbyterian bodies:											
Presbyterian Church in the United States of America.....	5	5	132	2	22	43	4		4	4	5,600
Welsh Calvinistic Methodist Church.....	4	4	575	4	230	345	4		4	4	20,000
United Presbyterian Church of North America.....	6	6	591	6	243	343	6		6	6	21,700
Protestant Episcopal Church.....	7	7	582	7	240	342	7		7	7	32,200
Roman Catholic Church.....	65	65	6,000	63	1,946	3,973	64	1	65	64	681,956
Salvation Army.....	109	109	78,178	74	26,956	28,568	102	1	106	101	1,839,200
Spiritualists:											
Spiritualists (National Spiritualists' Association).....	6	6	120	6	60	60		6			
Unitarians:											
Unitarians.....	4	4	421	3	138	208	2	2	2	2	13,800
Universalists:											
Universalists.....	6	6	1,833	3	112	171	6		6	6	133,000
All other denominations.....	38	37	2,270	35	792	1,430	37	1	38	37	281,674
	3	3	167	3	64	103	3		3	3	9,500

VIRGINIA.

All denominations.....	7,152	7,135	949,136	6,550	370,436	519,628	6,647	218	6,902	6,449	\$29,480,547
Adventist bodies:											
Advent Christian Church.....	12	12	593	11	259	304	10	1	10	10	10,000
Seventh-day Adventist Denomination.....	29	29	736	29	244	492	21	3	21	23	28,440
Churches of God in Christ Jesus.....	4	4	102	4	46	56	4		4	4	2,600
Baptist bodies:											
Baptists—											
Southern Baptist Convention.....	1,058	1,055	170,151	1,032	69,848	94,744	1,012	19	1,028	1,008	4,932,805
National Baptist Convention.....	1,408	1,403	276,630	1,395	111,721	164,498	1,338	14	1,346	1,282	4,511,177
Free Baptists.....	5	5	268	5	82	186	4		5	4	5,700
Regular Baptists.....	64	64	3,094	44	856	1,442	40	3	41	40	42,300
Primitive Baptists.....	198	198	9,314	169	2,688	5,480	163	7	163	163	184,967
Colored Primitive Baptists.....	31	31	930	31	344	586	31		31	31	23,600

GENERAL TABLES.

EACH STATE, BY DENOMINATIONS: 1916—Continued.

DENOMINATION.	Total number of organizations.	DEBT ON CHURCH PROPERTY.		PARSONAGES.		EXPENDITURES FOR YEAR.		SUNDAY SCHOOLS CONDUCTED BY CHURCH ORGANIZATIONS.			
		Number of organizations reporting.	Amount of debt reported.	Number of organizations reporting.	Value of parsonages reported.	Number of organizations reporting.	Amount reported.	Number of organizations reporting.	Number of Sunday schools reported.	Number of officers and teachers.	Number of scholars.

UTAH.

All denominations.....	618	136	\$327,916	61	\$252,392	598	\$748,931	596	654	11,731	108,257
Adventist bodies:											
Seventh-day Adventist Denomination.....	4	1	250			3	4,531	4	4	32	159
Baptist bodies:											
Baptists—											
Northern Baptist Convention.....	14	7	24,167	3	3,000	14	20,764	14	17	162	1,244
Congregational Churches.....	11	1	750	4	11,000	10	25,741	11	12	153	1,202
Disciples of Christ.....	2					1	2,489	2	2	31	250
German Evangelical Synod of North America.....	2					2	1,286	2	2	9	55
Jewish congregations.....	3	1	2,000			3	9,448	2	2	7	60
Latter Day Saints											
Church of Jesus Christ of Latter Day Saints.....	459	102	209,614	5	6,832	456	525,080	458	491	10,354	96,777
Reorganized Church of Jesus Christ of Latter Day Saints.....	4	2	4,180	1	500	2	2,180	2	2	27	90
Lutheran bodies:											
General Council of the Evangelical Lutheran Church in North America.....	5			2	7,000	5	1,905	2	2	18	74
Methodist bodies:											
Methodist Episcopal Church.....	29	2	1,000	13	25,600	29	26,593	28	30	306	2,902
African Methodist Episcopal Church.....	2	1	3,070			2	2,067	2	2	13	58
Presbyterian bodies:											
Presbyterian Church in the United States of America.....	31	11	31,185	13	23,100	29	34,829	30	42	349	2,702
Protestant Episcopal Church.....	24			10	132,610	22	20,503	20	24	149	1,359
Roman Catholic Church.....	15	4	45,700	6	34,950	8	47,917	11	13	79	1,029
Salvation Army.....	2					2	6,729	2	2	17	139
Scandinavian Evangelical bodies:											
Swedish Evangelical Free Church.....	2	2	500	2	2,000	2	2,436	1	1	5	21
All other denominations.....	9	2	5,500	2	5,800	8	14,433	5	6	20	136

VERMONT.

All denominations.....	861	122	\$347,217	520	\$1,459,835	807	\$1,129,558	763	782	7,487	61,109
Adventist bodies:											
Advent Christian Church.....	19	2	1,875	7	12,800	15	13,245	17	19	165	1,080
Seventh-day Adventist Denomination.....	16	2	820			14	9,830	16	17	87	364
Baptist bodies:											
Baptists—											
Northern Baptist Convention.....	113	8	5,748	87	165,285	110	138,837	109	112	1,232	8,491
Free Baptists.....	7			4	4,850	7	3,984	6	6	61	279
Christian Church (American Christian Convention).....	2			2	2,400	2	1,827	2	2	19	126
Congregational Churches.....	214	11	11,220	147	387,225	209	307,567	198	205	2,233	15,406
Disciples of Christ.....	2			1	2,000	1	729	2	2	22	211
Eastern Orthodox Churches:											
Russian Orthodox Church.....	2	1	900			2	2,692	2	2	3	77
Friends:											
Society of Friends (Orthodox).....	3	1	168	1	700	2	1,038	2	2	13	40
Independent churches.....	18	1	900	8	15,400	17	14,252	17	18	170	984
Jewish congregations.....	4	4	6,400			3	2,250	4	4	8	137
Latter Day Saints:											
Church of Jesus Christ of Latter Day Saints.....	2			1	3,000	2	134	2	2	20	152
Lutheran bodies:											
General Council of the Evangelical Lutheran Church in North America.....	3	1	2,200			3	3,474	3	3	30	159
Methodist bodies:											
Methodist Episcopal Church.....	200	20	68,459	133	292,150	196	217,105	183	185	2,255	18,534
Wesleyan Methodist Connection of America.....	3			3	1,900	2	2,548	2	3	31	187
Pentecostal Church of the Nazarene.....	5	2	875			2	1,215	4	4	33	168
Presbyterian bodies:											
Presbyterian Church in the United States of America.....	4	1	700	4	12,300	4	7,972	4	4	47	494
Welsh Calvinistic Methodist Church.....	6	2	600	2	5,000	6	4,248	6	6	61	329
United Presbyterian Church of North America.....	7	2	1,800	6	9,200	7	10,612	7	7	79	517
Protestant Episcopal Church.....	65	7	13,330	34	117,100	62	87,557	50	50	250	1,864
Roman Catholic Church.....	109	49	213,119	66	375,200	87	226,406	84	86	337	9,610
Salvation Army.....	6					6	7,764	5	5	11	130
Spiritualists:											
Spiritualists (National Spiritualists' Association).....	4	1	7,500			2	5,450				
Unitarians.....	6	1	600	2	16,000	5	12,750	4	4	38	253
Universalists.....	38	4	8,403	11	34,325	38	43,017	31	31	269	1,869
All other denominations.....	3	2	1,600	1	3,000	3	3,055	3	3	23	198

VIRGINIA.

All denominations.....	7,152	1,027	\$2,081,152	1,406	\$4,044,167	6,552	\$6,398,567	6,022	6,461	60,083	598,379
Adventist bodies:											
Advent Christian Church.....	12	1	240	3	1,600	10	2,162	10	10	63	627
Seventh-day Adventist Denomination.....	29	5	6,161			23	9,640	23	25	134	657
Churches of God in Christ Jesus.....	4			2	2,050	2	1,269				
Baptist bodies:											
Baptists—											
Southern Baptist Convention.....	1,058	112	328,939	275	668,081	1,010	1,309,607	958	1,016	11,969	122,058
National Baptist Convention.....	1,408	296	427,116	42	116,870	1,336	726,064	1,281	1,319	10,104	96,303
Free Baptists.....	5	1	30	2	1,700	5	1,750	4	5	32	156
Regular Baptists.....	64	2	68	3	2,200	25	3,942	11	11	66	610
Primitive Baptists.....	198	3	780	1	12,000	111	11,416				
Colored Primitive Baptists.....	31	15	250			31	2,494	1	1	4	28

RELIGIOUS BODIES.

TABLE 62.—STATISTICS OF RELIGIOUS BODIES IN

DENOMINATION.	MEMBERS.						PLACES OF WORSHIP.			VALUE OF CHURCH PROPERTY.	
	Total number of organizations.	Number of organizations reporting.	Total number reported.	Sex.		Number of organizations reporting—		Number of church edifices reported.	Number of organizations reporting.	Value reported.	
				Number of organizations reporting.	Male.	Female.	Church edifices.				Halls, etc.
VIRGINIA—Continued.											
Brethren, German Baptist (Dunkers):											
Church of the Brethren (Conservative Dunkers).....	78	78	12,712	78	5,433	7,279	74	2	164	74	\$264,125
Old Order German Baptist Brethren.....	6	6	289	6	114	175	6		5	5	12,900
The Brethren Church (Progressive Dunkers).....	20	20	1,675	19	652	993	18		18	18	40,500
Brethren, Plymouth:											
Brethren, Plymouth, I.....	5	5	91	5	39	52	2	3	2	2	1,200
Brethren, Plymouth, II.....	3	3	84	3	26	53	3		3	3	5,500
Brethren, Plymouth, V.....	2	2	16	2	8	8		2			
Christadelphians.....	9	9	308	9	120	188	5	4	5	7	7,608
Christian Church (American Christian Convention).....	106	106	13,558	96	5,298	7,333	104		105	102	390,237
Church of God and Saints of Christ.....	17	17	459	17	160	279	9	3	9	6	9,400
Churches of Christ.....	13	13	841	13	321	520	13		13	13	10,850
Churches of God, General Assembly.....	13	13	344	13	135	209	5	3	5	5	2,050
Churches of the New Jerusalem:											
General Convention of the New Jerusalem in the United States of America.....	2	2	50	2	13	37		1			
Congregational Churches.....	4	4	360	4	155	205	4		4	4	32,000
Disciples of Christ.....	324	321	34,220	188	9,959	12,956	321	2	334	193	940,690
Eastern Orthodox Churches:											
Greek Orthodox Church (Hellenic).....	2	2	1,840	2	1,810	30		2			
Friends:											
Society of Friends (Orthodox).....	16	16	966	15	313	478	15		16	15	35,800
Religious Society of Friends (Hicksite).....	5	5	365	5	166	199	5		5	5	26,600
Independent Churches.....	7	7	313	7	126	192	6	1	6	6	12,050
International Apostolic Holiness Church.....	9	9	301	9	133	168	6	3	6	7	13,150
Jewish congregations.....	16	15	2,690	14	1,473	1,067	12	4	13	11	196,500
Latter Day Saints:											
Church of Jesus Christ of Latter Day Saints.....	5	5	1,540	5	726	814	4	1	4	5	1,151
Lutheran bodies:											
General Synod of the Evangelical Lutheran Church in the United States of America.....	2	2	641	2	320	321	2		4	2	21,000
United Synod of the Evangelical Lutheran Church in the South.....	158	158	14,610	157	6,375	8,113	157		157	157	727,850
Evangelical Lutheran Synodical Conference of America.....	13	13	1,117	12	457	484	9	4	10	9	59,200
Evangelical Lutheran Joint Synod of Ohio and Other States.....	4	4	313	4	144	160	4		4	4	2,800
Mennonite bodies:											
Mennonite Church.....	24	24	1,668	24	691	977	19	5	21	19	54,875
Old Order Mennonite Church (Wisler).....	2	2	140	2	70	70	2		2	2	4,000
Methodist bodies:											
Methodist Episcopal Church.....	321	321	22,526	238	6,601	9,858	310	10	311	310	721,000
Methodist Protestant Church.....	44	44	4,028	44	1,750	2,278	44		44	44	148,000
Methodist Episcopal Church, South.....	1,595	1,594	202,648	1,506	78,138	108,997	1,525	62	1,535	1,524	6,436,294
African Methodist Episcopal Church.....	120	120	13,581	120	5,151	8,430	119	1	126	119	463,025
African Methodist Episcopal Zion Church.....	111	111	9,199	110	3,414	5,730	100	10	100	100	214,250
Colored Methodist Protestant Church.....	2	2	35	2	12	23	1	1	1	1	2,500
African Union Methodist Protestant Church.....	5	5	230	5	64	166	5		5	5	12,700
Colored Methodist Episcopal Church.....	26	26	2,717	26	986	1,731	25	1	25	25	61,300
Reformed Zion Union Apostolic Church.....	42	42	3,821	42	1,581	2,240	41	1	44	42	75,025
Nonsectarian Churches of Bible Faith.....	2	2	51	2	26	25	2		2	2	500
Pentecostal Church of the Nazarene.....	4	4	135	4	88	88	3	1	3	4	9,650
Pentecostal Holiness Church.....	13	13	466	13	172	294	13		13	12	16,325
Presbyterian bodies:											
Presbyterian Church in the United States of America.....	42	42	2,449	37	839	1,312	35	1	35	36	108,115
United Presbyterian Church of North America.....	2	2	224	2	70	154	1	1	1	1	8,000
Presbyterian Church in the United States.....	373	373	49,186	333	18,662	26,305	353	9	437	352	3,077,250
Associate Reformed Presbyterian Church.....	6	6	705	6	318	387	6		6	6	8,500
Protestant Episcopal Church.....	469	466	33,593	360	9,889	18,271	425	3	434	425	3,710,367
Reformed bodies:											
Reformed Church in the United States.....	27	27	2,440	23	856	1,215	26		27	26	113,800
Reformed Episcopal Church.....	2	2	54	2	25	29	2		2	2	2,825
Roman Catholic Church.....	143	143	36,671	116	15,530	15,015	82	9	83	73	1,380,350
Salvation Army.....	12	11	350	11	167	183		12			
Unitarians.....	5	5	235	5	130	105	3	2	3	3	34,000
United Brethren bodies:											
Church of the United Brethren in Christ.....	87	87	8,270	86	3,443	4,698	84		84	84	193,871
Church of the United Brethren in Christ (Old Constitution).....	8	8	433	8	213	220	6	2	6	6	7,400
Volunteers of America.....	2	2	435	2	435						
All other denominations.....	15	15	1,340	14	592	712	8	5	8	8	61,875

WASHINGTON.

All denominations.....	2,378	2,372	283,709	2,151	110,137	142,222	1,889	225	1,920	1,880	\$12,768,638
Adventist bodies:											
Advent Christian Church.....	8	8	466	7	202	252	6	2	7	6	26,800
Seventh-day Adventist Denomination.....	85	85	3,944	85	1,366	2,578	55	24	57	56	88,550
Assemblies of God, General Council.....	2	2	60	2	26	34	1	1	1	2	2,550
Bahais.....	3	3	180	3	72	108		3			
Baptist bodies:											
Baptists—											
Northern Baptist Convention.....	174	173	17,738	157	5,941	10,651	167	4	174	166	1,253,093
National Baptist Convention.....	6	6	404	6	142	262	6		6	6	31,525
Primitive Baptists.....	5	5	106	5	39	67	3	2	3	4	2,700
Brethren, German Baptist (Dunkers):											
Church of the Brethren (Conservative Dunkers).....	16	16	882	16	402	480	13	3	15	13	28,275
The Brethren Church (Progressive Dunkers).....	2	2	409	2	158	251	2		2	2	10,000

GENERAL TABLES.

EACH STATE, BY DENOMINATIONS: 1916—Continued.

DENOMINATION.	Total number of organizations.	DEBT ON CHURCH PROPERTY.		PARSONAGES.		EXPENDITURES FOR YEAR.		SUNDAY SCHOOLS CONDUCTED BY CHURCH ORGANIZATIONS.			
		Number of organizations reporting.	Amount of debt reported.	Number of organizations reporting.	Value of parsonages reported.	Number of organizations reporting.	Amount reported.	Number of organizations reporting.	Number of Sunday schools reported.	Number of officers and teachers.	Number of scholars.

VIRGINIA—Continued.

Brethren, German Baptist (Dunkers):												
Church of the Brethren (Conservative Dunkers).....	78	10	\$5,203	4	\$8,800	73	\$49,844	66	149	1,173	11,981	
Old Order German Baptist Brethren.....	6					5	395					
The Brethren Church (Progressive Dunkers).....	20	1	4,000			17	5,517	11	11	107	1,104	
Brethren, Plymouth:												
Brethren, Plymouth, I.....	5					2	390	3	4	13	194	
Brethren, Plymouth, II.....	3	1	1,700			3	801	3	3	18	224	
Brethren, Plymouth, V.....	2					2	252					
Christadelphians.....	9					6	1,650	7	7	53	268	
Christian Church (American Christian Convention).....	106	30	39,279	10	26,800	101	71,398	95	95	1,016	8,781	
Church of God and Saints of Christ.....	17	4	4,600			6	1,011	10	10	33	208	
Churches of Christ.....	13					1	25	9	9	38	385	
Churches of God, General Assembly.....	13					6	915	8	8	36	335	
Churches of the New Jerusalem:												
General Convention of the New Jerusalem in the United States of America.....	2					1	700	1	1	5	25	
Congregational Churches.....	4	2	3,000	2	4,500	4	6,233	4	4	41	359	
Disciples of Christ.....	324	37	111,138	23	53,800	190	159,872	256	259	2,371	23,486	
Eastern Orthodox Churches:												
Greek Orthodox Church (Hellenic).....	2											
Friends:												
Society of Friends (Orthodox).....	16	3	1,595	5	4,300	13	9,156	15	17	116	996	
Religious Society of Friends (Hicksite).....	5					5	1,265	4	4	22	271	
Independent Churches.....	7	2	1,825			6	2,681	5	5	56	334	
International Apostolic Holiness Church.....	9	3	1,785	1	1,000	7	2,931	8	10	66	709	
Jewish congregations.....	16	6	16,100			15	37,651	11	14	73	740	
Latter Day Saints:												
Church of Jesus Christ of Latter Day Saints.....	5					5	218	5	7	32	156	
Lutheran bodies:												
General Synod of the Evangelical Lutheran Church in the United States of America.....	2					2	1,738	2	4	72	478	
United Synod of the Evangelical Lutheran Church in the South.....	158	7	57,850	47	160,850	144	117,339	138	139	1,557	12,728	
Evangelical Lutheran Synodical Conference of America.....	13	3	780	5	15,500	11	9,783	5	5	32	368	
Evangelical Lutheran Joint Synod of Ohio and Other States.....	4	1	1,690	2	1,800	4	1,078	3	3	24	249	
Mennonite bodies:												
Mennonite Church.....	24			1	1,000	22	6,117	19	20	161	1,565	
Old Order Mennonite Church (Wisler).....	2											
Methodist bodies:												
Methodist Episcopal Church.....	321	63	70,223	83	110,449	319	118,108	295	305	2,375	22,093	
Methodist Protestant Church.....	44	7	7,521	17	39,800	43	30,478	41	41	477	3,845	
Methodist Episcopal Church, South.....	1,595	152	485,004	392	1,227,300	1,584	1,624,268	1,485	1,532	16,997	171,256	
African Methodist Episcopal Church.....	120	66	56,365	44	59,252	119	82,781	114	121	937	10,028	
African Methodist Episcopal Zion Church.....	111	37	34,644	16	17,100	109	64,287	99	99	727	4,843	
Colored Methodist Protestant Church.....	2	1	500			2	890	2	2	13	75	
African Union Methodist Protestant Church.....	5	1	900			4	2,675	5	5	20	253	
Colored Methodist Episcopal Church.....	26	7	4,706	9	12,700	26	19,740	26	26	193	2,054	
Reformed Zion Union Apostolic Church.....	42	10	1,334			39	12,761	40	41	267	2,405	
Nonsectarian Churches of Bible Faith.....	2					2	160	1	1	3	75	
Pentecostal Church of the Nazarene.....	4	2	514			4	1,937	4	4	34	252	
Pentecostal Holiness Church.....	13	9	3,374	1	1,500	13	5,630	13	13	79	880	
Presbyterian bodies:												
Presbyterian Church in the United States of America.....	42	6	2,087	12	26,300	42	20,504	42	43	298	2,993	
United Presbyterian Church of North America.....	2			1	7,000	2	1,400	2	2	19	454	
Presbyterian Church in the United States.....	373	53	183,824	156	628,200	359	761,318	335	490	4,669	47,100	
Associate Reformed Presbyterian Church.....	6			5	4,715	6	4,814	6	12	86	791	
Protestant Episcopal Church.....	409	55	154,443	176	615,950	432	768,243	334	340	2,635	24,037	
Reformed bodies:												
Reformed Church in the United States.....	27	1	400	13	27,300	27	25,465	26	26	326	2,592	
Reformed Episcopal Church.....	2	2	1,300			2	750	2	2	12	50	
Roman Catholic Church.....	143	11	50,981	30	205,200	93	182,655	68	74	329	5,591	
Salvation Army.....	12					12	42,587	11	11	90	741	
Unitarians.....	5			1	8,000	5	4,938	4	4	32	229	
United Brethren bodies:												
Church of the United Brethren in Christ.....	87	9	8,923	19	38,750	86	46,263	75	75	732	7,893	
Church of the United Brethren in Christ (Old Constitution).....	2			2	1,800	7	868	7	8	54	495	
Volunteers of America.....	8											
All other denominations.....	15			1	30,000	11	17,773	9	9	92	771	

WASHINGTON.

All denominations.....	2,378	784	\$2,245,838	802	\$1,641,338	2,059	\$3,092,834	1,998	2,151	20,866	184,630
Adventist bodies:											
Advent Christian Church.....	8	2	1,200	1	1,000	6	6,747	6	6	62	375
Seventh-day Adventist Denomination.....	85	10	5,886	2	1,000	81	100,637	79	83	784	3,967
Assemblies of God, General Council.....	2					2	1,145	2	2	9	85
Bahais.....	3					1	36				
Baptist bodies:											
Baptists—											
Northern Baptist Convention.....	174	74	157,119	53	77,825	159	271,821	164	187	2,061	15,984
National Baptist Convention.....	6	3	2,354	1	3,000	6	4,102	5	5	46	246
Primitive Baptists.....	5					4	133				
Brethren, German Baptist (Dunkers):											
Church of the Brethren (Conservative Dunkers).....	16	6	3,302	1	700	15	5,364	14	20	168	1,046
The Brethren Church (Progressive Dunkers).....	2	1	3,000	1	2,000	2	4,474	2	2	30	329

RELIGIOUS BODIES.

TABLE 62.—STATISTICS OF RELIGIOUS BODIES IN

DENOMINATION.	Total number of organizations.	MEMBERS.					PLACES OF WORSHIP.			VALUE OF CHURCH PROPERTY.	
		Number of organizations reporting.	Total number reported.	Sex.		Number of organizations reporting—		Number of church edifices reported.	Number of organizations reporting.	Value reported.	
				Number of organizations reporting.	Male.	Female.	Church edifices.				Halls, etc.
WASHINGTON—Continued.											
Brethren, Plymouth:											
Brethren, Plymouth, I.....	8	8	119	8	47	72		8			
Brethren, Plymouth, II.....	4	4	95	4	38	57	1	3	1	\$650	
Brethren, Plymouth, V.....	7	7	102	7	50	52		7			
Christian and Missionary Alliance.....	5	5	260	5	104	156	4	1	4	9,000	
Christian Church (American Christian Convention).....	3	3	138	2	35	51	2		2	2,800	
Church of the Universal Messianic Message.....	3	3	171	3	72	99		3		425	
Churches of Christ.....	34	34	1,194	34	478	716	20	14	20	20,880	
Congregational Churches.....	199	198	16,137	198	6,057	10,080	175	16	177	1,365,983	
Disciples of Christ.....	124	124	17,521	85	5,751	8,894	91	1	93	667,207	
Eastern Orthodox Churches:											
Russian Orthodox Church.....	3	3	565	3	372	193	3		3	5,500	
Evangelical Association.....	32	32	1,586	32	713	873	29	1	29	110,775	
Evangelistic associations:											
Apostolic Faith Movement.....	6	6	481	6	225	256	2	4	2	3,400	
Friends:											
Society of Friends (Orthodox).....	8	8	503	8	222	281	8		8	32,080	
German Evangelical Synod of North America.....	4	4	376	4	170	206	4		4	17,000	
Independent churches.....	11	11	552	10	183	284	7	2	7	31,700	
International Apostolic Holiness Church.....	2	2	35	2	16	19		2		100	
Jewish congregations.....	8	8	2,950	8	1,341	1,609	7	1	7	200,998	
Latter Day Saints:											
Church of Jesus Christ of Latter Day Saints.....	5	5	880	5	398	482	5		5	12,350	
Reorganized Church of Jesus Christ of Latter Day Saints.....	7	7	907	7	391	516	5	1	5	11,501	
Lutheran bodies:											
General Synod of the Evangelical Lutheran Church in the United States of America.....	3	3	110	3	41	69	3		3	14,250	
General Council of the Evangelical Lutheran Church in North America.....	44	44	3,699	36	1,100	1,327	40		40	269,300	
Evangelical Lutheran Synodical Conference of America.....	30	30	2,740	27	1,250	1,406	26	1	26	95,100	
Norwegian Lutheran Church of America—Synod for the Norwegian Evangelical Lutheran Church of America.....	50	50	3,725	46	1,603	1,796	35	4	35	149,699	
United Norwegian Lutheran Church in America.....	44	44	2,734	43	1,293	1,383	38	3	38	137,169	
Evangelical Lutheran Joint Synod of Ohio and Other States.....	44	44	4,461	42	1,989	2,287	38	4	41	138,700	
Evangelical Lutheran Synod of Iowa and Other States.....	3	3	339	3	170	169	3		3	35,500	
Danish Evangelical Lutheran Church in America.....	5	5	513	3	57	56	5		5	13,000	
Icelandic Evangelical Lutheran Synod in North America.....	2	2	143	2	77	66	1	1	1	1,400	
Finnish Evangelical Lutheran Church of America, or Suomi Synod.....	5	5	208	5	100	108	2	1	3	4,450	
Lutheran Free Church (Norwegian).....	29	29	1,126	26	485	523	21	2	22	63,445	
Apostolic Lutheran Church (Finnish).....	8	8	637	8	332	305	7	1	7	6,000	
Mennonite bodies:											
General Conference of Mennonites of North America.....	2	2	124	2	65	59	2		2	2,200	
Mennonite Brethren in Christ.....	7	7	132	7	50	82	5	2	5	5,113	
Methodist bodies:											
Methodist Episcopal Church.....	406	406	40,020	378	13,813	21,646	388	18	393	2,313,095	
Methodist Protestant Church.....	2	2	398	2	131	267	2		2	94,500	
Methodist Episcopal Church, South.....	9	9	620	9	220	400	7	1	7	31,350	
Free Methodist Church of North America.....	52	52	1,680	51	590	1,082	41	7	41	73,575	
African Methodist Episcopal Church.....	7	7	503	7	188	315	7		7	39,000	
African Methodist Episcopal Zion Church.....	5	5	72	5	22	50		4			
Pentecostal Church of the Nazarene.....	26	26	976	26	403	573	19	5	19	58,495	
Presbyterian bodies:											
Presbyterian Church in the United States of America.....	221	221	28,435	190	10,643	15,420	182	14	183	1,586,730	
United Presbyterian Church of North America.....	22	22	2,124	21	807	1,281	20	1	20	266,400	
Protestant Episcopal Church.....	106	105	10,881	84	3,820	6,217	91	2	93	671,474	
Reformed bodies:											
Reformed Church in America.....	3	3	277	3	139	138	3		3	6,500	
Reformed Church in the United States.....	2	2	108	2	48	60	1	1	1	1,000	
Christian Reformed Church.....	5	5	627	5	329	298	4		4	12,800	
Roman Catholic Church.....	348	345	97,418	304	41,073	41,884	217	32	217	2,204,121	
Salvation Army.....	19	19	1,000	19	511	489					
Scandinavian Evangelical bodies:											
Swedish Evangelical Mission Covenant of America.....	6	6	774	6	322	452	6		6	179,000	
Swedish Evangelical Free Church.....	2	2	123	2	48	75	2		2	11,000	
Spiritualists:											
Spiritualists (National Spiritualists' Association).....	11	11	1,180	10	410	670	3	4	3	16,200	
Theosophical societies:											
Theosophical Society, American Section.....	5	5	328					5			
Unitarians.....	5	5	2,176	2	277	299	5		5	117,000	
United Brethren bodies:											
Church of the United Brethren in Christ.....	23	23	1,059	17	303	517	22		22	82,960	
Church of the United Brethren in Christ (Old Constitution).....	19	19	519	19	241	278	12		12	9,200	
Universalists.....	2	2	259	2	80	179	2		2	26,500	
Volunteers of America.....	6	6	461	6	434	27	2	4	2	25,250	
All other denominations.....	16	16	2,239	14	1,662	390	11	5	11	71,400	

GENERAL TABLES.

EACH STATE, BY DENOMINATIONS: 1916—Continued.

DENOMINATION.	Total number of organizations.	DEBT ON CHURCH PROPERTY.		PARSONAGES.		EXPENDITURES FOR YEAR.		SUNDAY SCHOOLS CONDUCTED BY CHURCH ORGANIZATIONS.			
		Number of organizations reporting.	Amount of debt reported.	Number of organizations reporting.	Value of parsonages reported.	Number of organizations reporting.	Amount reported.	Number of organizations reporting.	Number of Sunday schools reported.	Number of officers and teachers.	Number of scholars.
WASHINGTON—Continued.											
Brethren, Plymouth:											
Brethren, Plymouth, I.	8					6	\$1,409	4	4	10	72
Brethren, Plymouth, II.	4	1	\$350			3	889	3	3	12	145
Brethren, Plymouth, V.	7					6	1,418	4	4	8	92
Christian and Missionary Alliance.	5	1	50	1	\$1,500	4	7,580	5	5	43	319
Christian Church (American Christian Convention).	3			1	1,000	3	495	3	3	19	157
Church of the Universal Messianic Message.	3					2	1,610	3	3	8	65
Churches of Christ.	34	3	242			13	2,820	20	20	69	760
Congregational Churches.	199	62	131,934	93	167,500	186	284,795	193	203	2,203	18,164
Disciples of Christ.	124	41	78,644	12	23,900	83	149,039	121	123	1,781	16,314
Eastern Orthodox Churches:											
Russian Orthodox Church.	3	1	1,000	3	3,500	3	1,095				
Evangelical Association.	32	15	19,790	19	40,550	32	26,616	29	32	293	2,363
Evangelistic associations:											
Apostolic Faith Movement.	6			1	2,400	6	5,620	3	3	10	80
Friends:											
Society of Friends (Orthodox).	8	1	2,100	3	6,400	7	5,087	7	8	83	582
German Evangelical Synod of North America.	4	4	2,123	1	5,000	4	2,277	4	4	26	183
Independent churches.	11	1	3,400	1	1,000	7	4,365	9	10	78	752
International Apostolic Holiness Church.	2	1	30			2	580	2	2	13	55
Jewish congregations.	8	3	26,000			8	26,630	6	6	36	420
Letter Day Saints:											
Church of Jesus Christ of Latter Day Saints.	5	1	1,000			5	1,351	5	9	89	267
Reorganized Church of Jesus Christ of Latter Day Saints.	7			1	500	5	2,510	7	10	90	359
Lutheran bodies:											
General Synod of the Evangelical Lutheran Church in the United States of America.	3	2	5,240			2	2,250	3	3	22	210
General Council of the Evangelical Lutheran Church in North America.	44	26	52,492	8	22,700	42	64,677	39	42	338	2,370
Evangelical Lutheran Synodical Conference of America.	30	11	20,100	19	30,200	26	28,066	16	23	60	555
Norwegian Lutheran Church of America—Synod for the Norwegian Evangelical Lutheran Church of America.	50	14	22,805	12	28,000	44	31,424	40	44	198	1,647
United Norwegian Lutheran Church in America.	44	12	16,225	9	18,850	43	23,752	36	38	217	1,657
Evangelical Lutheran Joint Synod of Ohio and Other States.	44	13	18,477	23	44,000	43	33,683	35	36	162	1,676
Evangelical Lutheran Synod of Iowa and Other States.	3			1	3,500	3	3,130	3	3	8	110
Danish Evangelical Lutheran Church in America.	5	3	1,425	2	3,900	4	4,605	4	4	10	102
Icelandic Evangelical Lutheran Synod in North America.	2	1	160			2	745	2	3	12	105
Finnish Evangelical Lutheran Church of America, or Suomi Synod.	5					5	685	4	5	26	135
Lutheran Free Church (Norwegian).	29	4	1,890	7	19,600	24	12,270	23	25	133	761
Apostolic Lutheran Church (Finnish).	8					6	329	3	3	7	79
Mennonite bodies:											
General Conference of Mennonites of North America.	2					2	2,075	2	2	25	220
Mennonite Brethren in Christ.	7			2	1,075	4	832	6	6	43	245
Methodist bodies:											
Methodist Episcopal Church.	406	225	348,902	247	390,580	399	620,293	389	417	5,616	50,715
Methodist Protestant Church.	2			1	10,000	2	6,040	2	2	45	580
Methodist Episcopal Church, South.	9	1	200	4	9,800	9	13,642	8	8	82	832
Free Methodist Church of North America.	52	10	4,665	31	38,650	48	37,073	45	49	395	2,868
African Methodist Episcopal Church.	7	6	8,150	3	5,500	6	9,378	7	7	45	287
African Methodist Episcopal Zion Church.	5			4	330	4	330	4	4	20	58
Pentecostal Church of the Nazarene.	26	13	14,532	7	9,533	24	32,872	24	24	222	1,475
Presbyterian bodies:											
Presbyterian Church in the United States of America.	221	58	165,837	82	146,700	208	373,837	203	238	2,965	28,625
United Presbyterian Church of North America.	22	10	26,350	10	31,200	22	40,010	22	22	316	2,798
Protestant Episcopal Church.	106	28	45,712	38	97,450	100	132,357	72	76	552	4,943
Reformed bodies:											
Reformed Church in America.	3	2	1,700	2	2,300	3	4,715	3	3	22	277
Reformed Church in the United States.	2			1	1,500	2	1,142	2	2	10	87
Christian Reformed Church.	5	2	1,700	3	6,700	4	7,243	4	4	7	216
Roman Catholic Church.	348	94	969,632	83	359,525	221	551,275	216	218	580	13,193
Salvation Army.	19					19	34,619	19	19	106	608
Scandinavian Evangelical bodies:											
Swedish Evangelical Mission Covenant of America.	6	4	36,300			6	16,708	6	7	92	679
Swedish Evangelical Free Church.	2	1	1,500			2	5,625	2	2	20	109
Spiritualists:											
Spiritualists (National Spiritualists' Association).	11	1	5,000			8	2,536	3	3	16	126
Theosophical societies:											
Theosophical Society, American Section.	5										
Unitarians.	5	2	4,000	1	6,000	3	9,716	3	3	33	250
United Brethren bodies:											
Church of the United Brethren in Christ.	23	4	15,120	9	9,500	20	17,231	20	20	220	1,411
Church of the United Brethren in Christ (Old Constitution).	19					18	3,195	17	17	132	808
Universalists.	2	2	8,500	1	5,000	2	3,943	2	2	17	121
Volunteers of America.	6	1	6,000			5	23,634	3	3	11	118
All other denominations.	16	3	3,700	1	800	13	16,252	7	7	60	502

RELIGIOUS BODIES.

TABLE 62.—STATISTICS OF RELIGIOUS BODIES IN

DENOMINATION.	Total number of organizations.	MEMBERS.					PLACES OF WORSHIP.			VALUE OF CHURCH PROPERTY.	
		Number of organizations reporting.	Total number reported.	Sex.		Number of organizations reporting—	Number of church edifices reported.	Number of organizations reporting.	Value reported.		
				Number of organizations reporting.	Male.					Female.	Church edifices.

WEST VIRGINIA.

	4,639	4,635	427,865	3,767	155,968	202,300	3,877	445	3,984	3,827	\$15,472,996
All denominations.....	4,639	4,635	427,865	3,767	155,968	202,300	3,877	445	3,984	3,827	\$15,472,996
Adventist bodies:											
Advent Christian Church.....	63	63	2,629	40	744	933	31	19	31	32	54,750
Seventh-day Adventist Denomination.....	10	10	283	10	88	195	5	4	5	5	7,700
Assemblies of God, General Council.....	2	2	69	2	28	41		2			
Baptist bodies:											
Baptists—											
Northern Baptist Convention.....	636	636	62,459	511	20,362	29,436	519	35	525	506	1,670,115
Southern Baptist Convention.....	11	11	2,449	11	937	1,512	11		11	11	129,100
National Baptist Convention.....	235	235	16,238	235	6,995	9,243	161	55	161	179	432,168
Seventh Day Baptists.....	6	6	650	6	266	354	6		6	5	17,250
Free Will Baptists.....	7	7	296	7	114	152	2	5	2	2	700
Regular Baptists.....	42	42	1,763	21	365	621	9	8	9	11	6,705
United Baptists.....	40	40	3,565	20	639	1,092	7	14	7	7	6,235
Primitive Baptists.....	14	14	673	6	145	273	5		5	5	8,100
Brethren, German Baptist (Dunkers):											
Church of the Brethren (Conservative Dunkers).....	43	43	4,179	41	1,834	2,169	42	1	69	41	70,743
Old Order German Baptist Brethren.....	3	3	65	3	30	35	2	1	3	2	700
The Brethren Church (Progressive Dunkers).....	7	7	500	7	215	285	5	2	11	5	11,800
Christian Church (American Christian Convention).....	23	23	650	14	165	267	14	2	14	13	22,150
Church of God and Saints of Christ.....	2	2	86	2	52	34	1		1	1	66
Churches of Christ.....	182	182	10,342	182	4,291	6,051	163	18	163	163	226,100
Churches of God, General Assembly.....	7	7	146	7	50	96	3	3	3	3	6,200
Churches of God in North America, General Eldership of the.....	25	25	1,056	22	434	533	14	11	14	14	34,300
Congregational Churches.....	2	2	316	2	130	186	2		2	2	52,500
Disciples of Christ.....	174	174	19,227	112	5,794	8,257	153	5	155	106	671,155
Evangelical Association.....	7	7	232	7	94	138	7		7	7	6,800
German Evangelical Synod of North America.....	2	2	840	2	305	535	2		2	2	23,000
Independent churches.....	9	9	960	9	565	395	5	3	5	4	7,500
International Apostolic Holiness Church.....	8	8	368	8	134	234	2	5	2	2	21,000
Jewish congregations.....	6	5	280	5	165	115	3	3	3	3	73,000
Latter Day Saints:											
Church of Jesus Christ of Latter Day Saints.....	7	7	1,732	7	799	933	1	6	1	1	1,800
Reorganized Church of Jesus Christ of Latter Day Saints.....	11	11	622	11	233	389	6	5	6	6	14,250
Lutheran bodies:											
General Synod of the Evangelical Lutheran Church in the United States of America.....	28	28	3,854	21	1,354	2,006	27		27	27	300,600
United Synod of the Evangelical Lutheran Church in the South.....	9	9	799	9	329	470	9		9	9	49,000
General Council of the Evangelical Lutheran Church in North America.....	5	5	1,330	5	563	767	5		5	5	95,794
Evangelical Lutheran Synodical Conference of America.....	5	5	239	5	124	115	4	1	5	3	3,300
Evangelical Lutheran Joint Synod of Ohio and Other States.....	15	15	1,790	14	743	915	15		15	15	143,700
Mennonite bodies:											
Mennonite Church.....	7	7	226	7	88	138	1		1	1	500
Methodist bodies:											
Methodist Episcopal Church.....	1,002	1,002	82,551	636	22,409	32,255	944	32	949	939	3,564,215
Methodist Protestant Church.....	316	316	18,948	316	7,375	10,973	285	29	287	285	619,090
Wesleyan Methodist Connection of America.....	8	8	216	8	83	133	8		8	8	10,900
Methodist Episcopal Church, South.....	687	687	53,020	629	20,938	29,821	560	109	582	562	1,868,095
Free Methodist Church of North America.....	17	17	256	17	97	159	12	2	12	12	20,600
African Methodist Episcopal Church.....	33	33	1,325	33	530	795	26	3	26	30	117,515
African Methodist Episcopal Zion Church.....	8	8	338	8	118	220	3	5	3	3	4,300
Nonssectarian Churches of Bible Faith.....	10	10	252	10	122	130	6	3	6	6	6,100
Pentecostal Church of the Nazarene.....	3	3	98	2	20	38	3		3	3	4,800
Pentecostal Holiness Church.....	3	3	114	3	47	67	2	1	2	3	7,400
Presbyterian bodies:											
Presbyterian Church in the United States of America.....	69	69	11,644	64	4,710	6,844	65	1	69	66	1,077,900
United Presbyterian Church of North America.....	7	7	1,196	6	475	690	6		7	6	178,500
Presbyterian Church in the United States.....	137	137	15,705	127	5,255	8,430	128	2	153	126	970,615
Protestant Episcopal Church.....	116	115	6,831	72	1,818	3,379	94	1	96	93	667,650
Reformed bodies:											
Reformed Church in the United States.....	6	6	1,015	5	402	595	5		5	5	60,300
Roman Catholic Church.....	162	161	60,337	150	30,215	24,567	127	20	130	121	1,205,805
Salvation Army.....	11	11	287	11	117	170	2	9	2	2	33,400
Spiritualists:											
Spiritualists (National Spiritualists' Association).....	4	4	261	4	97	164	1	3	1	1	20,000
Unitarians.....	2	2	265	1	92	23	1	1	1	1	25,000
United Brethren bodies:											
Church of the United Brethren in Christ.....	363	362	29,426	273	9,472	12,815	339	13	339	339	696,781
United Evangelical Church.....	4	4	262	4	120	142	4		4	4	3,449
Universalists.....	2	2	94	2	28	66	2		2	2	3,750
All other denominations.....	16	16	2,511	15	1,654	849	12	3	12	12	138,050

WISCONSIN.

	4,917	4,910	1,162,032	4,392	480,818	541,663	4,488	199	4,573	4,447	\$39,704,623
All denominations.....	4,917	4,910	1,162,032	4,392	480,818	541,663	4,488	199	4,573	4,447	\$39,704,623
Adventist bodies:											
Advent Christian Church.....	18	18	846	18	325	521	13	4	13	13	17,100
Seventh-day Adventist Denomination.....	91	91	2,781	91	880	1,901	54	23	56	55	86,050
Armenian Church.....	3	3	165	3	165			3			
Assemblies of God, General Council.....	2	2	316	2	115	201	1	1	1	1	3,000
Bahais.....	5	5	165	5	75	90		5			

GENERAL TABLES.

EACH STATE, BY DENOMINATIONS: 1916—Continued.

DENOMINATION.	Total number of organizations.	DEBT ON CHURCH PROPERTY.		PARSONAGES.		EXPENDITURES FOR YEAR.		SUNDAY SCHOOLS CONDUCTED BY CHURCH ORGANIZATIONS.			
		Number of organizations reporting.	Amount of debt reported.	Number of organizations reporting.	Value of parsonages reported.	Number of organizations reporting.	Amount reported.	Number of organizations reporting.	Number of Sunday schools reported.	Number of officers and teachers.	Number of scholars.

WEST VIRGINIA.

All denominations.....	4,639	595	\$1,382,105	790	\$2,353,522	4,088	\$3,039,781	3,800	4,050	34,624	337,682
Adventist bodies:											
Advent Christian Church.....	63	1	136	2	4,000	37	8,075	26	26	156	1,478
Seventh-day Adventist Denomination.....	10	2	1,453			8	6,468	9	10	72	289
Assemblies of God, General Council.....	2					2	405	1	1	11	60
Baptist bodies:											
Baptists—											
Northern Baptist Convention.....	636	31	64,858	51	145,125	608	326,134	525	552	4,591	45,514
Southern Baptist Convention.....	11	4	15,200	4	19,500	11	25,800	9	11	181	2,010
National Baptist Convention.....	235	41	43,066	9	35,100	222	98,891	211	211	1,350	10,304
Seventh Day Baptists.....	6			3	10,200	6	3,521	6	6	66	416
Free Will Baptists.....	7	1	100			5	311	5	5	35	283
Regular Baptists.....	42	1	23			13	934	3	3	14	105
United Baptists.....	40	1	15			9	806	3	3	7	78
Primitive Baptists.....	14	1	35			5	340				
Brethren, German Baptist (Dunkers):											
Church of the Brethren (Conservative Dunkers).....	43	3	185	1	900	34	6,397	39	78	512	3,656
Old Order German Baptist Brethren.....	3					1	20				
The Brethren Church (Progressive Dunkers).....	7	1	800			7	3,460	7	10	81	568
Christian Church (American Christian Convention).....	23	3	168			11	2,582	12	12	77	915
Church of God and Saints of Christ.....	2										
Churches of Christ.....	182	15	10,141			60	16,708	94	95	412	4,777
Churches of God, General Assembly.....	7	1	250			6	391	6	6	65	207
Churches of God in North America, General Eldership of the.....	25	4	4,476			20	4,421	16	16	145	1,134
Congregational Churches.....	2			2	6,000	2	4,630	2	2	26	204
Disciples of Christ.....	174	28	113,819	13	36,800	103	126,451	142	143	1,541	16,248
Evangelical Association.....	7	1	400	1	1,000	7	1,211	6	6	68	530
German Evangelical Synod of North America.....	2	1	1,036	1	3,000	2	5,765	2	2	39	511
Independent churches.....	9	1	600			7	2,702	7	8	84	1,352
International Apostolic Holiness Church.....	8	2	4,255			8	5,975	5	10	53	469
Jewish congregations.....	6	1	2,000			5	5,050	5	5	17	122
Latter Day Saints:											
Church of Jesus Christ of Latter Day Saints.....	7					7	1,694	5	5	47	619
Reorganized Church of Jesus Christ of Latter Day Saints.....	11	2	660			4	1,260	6	6	56	289
Lutheran bodies:											
General Synod of the Evangelical Lutheran Church in the United States of America.....	28	11	68,500	6	13,500	28	46,116	25	25	392	3,501
United Synod of the Evangelical Lutheran Church in the South.....	9	1	3,355	4	10,000	9	6,172	7	7	53	467
General Council of the Evangelical Lutheran Church in North America.....	5	2	3,500	3	18,000	5	24,765	5	5	94	798
Evangelical Lutheran Synodical Conference of America.....	5					5	668	2	2	4	46
Evangelical Lutheran Joint Synod of Ohio and Other States.....	15	3	27,400	7	12,300	15	13,097	14	14	97	1,058
Mennonite bodies:											
Mennonite Church.....	7					2	95	1	2	10	80
Methodist bodies:											
Methodist Episcopal Church.....	1,002	213	355,032	225	616,505	959	586,247	922	956	9,420	88,504
Methodist Protestant Church.....	316	17	7,490	56	119,850	298	97,221	275	290	2,257	19,643
Wesleyan Methodist Connection of America.....	8	1	1,225			8	3,971	8	8	51	403
Methodist Episcopal Church, South.....	687	55	130,628	132	383,602	682	463,336	591	612	5,149	54,006
Free Methodist Church of North America.....	17	3	4,800	2	5,000	14	6,462	12	12	67	603
African Methodist Episcopal Church.....	33	13	12,882	7	5,660	31	16,309	28	29	178	1,001
African Methodist Episcopal Zion Church.....	8	2	220			7	2,386	4	4	28	181
Nonsectarian Churches of Bible Faith.....	10					1	75	1	1	3	43
Pentecostal Church of the Nazarene.....	3	2	1,550			3	1,500	3	3	22	171
Pentecostal Holiness Church.....	3					3	1,089	1	1	8	63
Presbyterian bodies:											
Presbyterian Church in the United States of America.....	69	12	60,987	31	128,350	62	206,923	64	75	1,032	11,489
United Presbyterian Church of North America.....	7	3	28,700	3	9,500	6	30,590	7	8	91	980
Presbyterian Church in the United States.....	137	20	70,413	51	194,550	130	229,858	116	180	1,658	16,861
Protestant Episcopal Church.....	116	11	19,778	45	187,100	97	130,261	74	76	510	3,809
Reformed bodies:											
Reformed Church in the United States.....	6	2	1,500	4	16,000	5	10,860	5	6	69	864
Roman Catholic Church.....	162	38	228,353	62	259,530	124	296,655	109	122	324	7,909
Salvation Army.....	11	2	10,400			11	36,617	11	12	76	931
Spiritualists:											
Spiritualists (National Spiritualists' Association).....	4	1	7,500			2	1,452	1	1	3	75
Unitarians.....	2										
United Brethren bodies:											
Church of the United Brethren in Christ.....	363	30	56,165	61	106,025	354	144,318	345	353	3,243	30,847
United Evangelical Church.....	4			1	2,200	4	1,891	4	4	38	423
Universalists.....	2					1	485	1	1	9	40
All other denominations.....	16	7	18,050	3	4,225	12	19,960	9	9	62	753

WISCONSIN.

All denominations.....	4,917	1,247	\$4,295,194	2,286	\$7,748,562	4,628	\$8,433,903	3,662	3,894	31,277	323,965
Adventist bodies:											
Advent Christian Church.....	18	1	1,100	3	5,700	17	6,612	14	14	99	551
Seventh-day Adventist Denomination.....	91	4	2,140	1	1,000	77	60,364	76	84	613	2,642
Assemblies of God, General Council.....	3										
Bahais.....	2	1	1,000			2	3,590	2	2	17	190

TABLE 62.—STATISTICS OF RELIGIOUS BODIES

DENOMINATION.	Total number of organizations.	MEMBERS.					PLACES OF WORSHIP.			VALUE OF CHURCH PROPERTY.	
		Number of organizations reporting.	Total number reported.	Sex.		Number of organizations reporting—		Number of church edifices reported.	Number of organizations reporting.	Value reported.	
				Male.	Female.	Church edifices.	Halls, etc.				
WISCONSIN—Continued.											
Baptist bodies:											
Baptists—											
Northern Baptist Convention.....	208	208	20,425	201	7,064	11,873	202	1	212	202	\$1,555,10
Seventh Day Baptists.....	7	7	1,039	6	392	631	7		7	7	33,20
Brethren, German Baptist (Dunkers):											
Church of the Brethren (Conservative Dunkers).....	5	5	251	5	120	131	5		6	5	6,30
The Brethren Church (Progressive Dunkers).....	3	3	45	3	20	25		2			
Brethren, Plymouth:											
Brethren, Plymouth, I.....	4	4	108	4	42	66		4			
Brethren, Plymouth, II.....	2	2	23	2	10	13		2			
Christadelphians.....	2	2	26	2	6	20		2			
Christian Church (American Christian Convention).....	8	8	585	7	104	163	8		8	8	16,10
Churches of the New Jerusalem:											
General Convention of the New Jerusalem in the United States of America.....	2	2	22	2	10	12					
Congregational Churches.....	270	269	30,534	266	10,518	19,966	252	12	254	252	2,413,21
Disciples of Christ.....	28	28	2,291	14	606	954	22	1	22	14	74,50
Eastern Orthodox Churches:											
Greek Orthodox Church (Hellenic).....	2	2	2,700	2	2,165	535	2		2	2	42,00
Russian Orthodox Church.....	3	3	190	3	99	91	3		3	3	11,20
Evangelical Association.....	214	214	14,076	213	6,208	7,800	205	4	208	205	941,42
Evangelistic associations:											
Apostolic Faith Movement.....	2	2	50	2	18	32	1	1	1	1	2,50
Friends:											
Society of Friends (Orthodox).....	2	2	118	2	41	77	2		2	2	8,00
German Evangelical Synod of North America.....	112	112	29,136	103	13,033	14,323	109		109	107	787,39
Independent churches.....	19	19	1,589	15	509	699	17	2	17	16	75,10
Jewish congregations.....	14	12	2,612	12	1,441	1,171	12	2	12	12	252,00
Latter Day Saints:											
Reorganized Church of Jesus Christ of Latter Day Saints.....	11	11	915	11	401	514	7	4	7	8	14,92
Lutheran bodies:											
General Synod of the Evangelical Lutheran Church in the United States of America.....	10	10	1,392	8	438	562	9	1	9	9	51,80
General Council of the Evangelical Lutheran Church in North America.....	89	89	13,439	64	5,136	6,395	87	1	90	87	748,08
Evangelical Lutheran Synodical Conference of America.....	654	654	177,547	534	65,414	72,367	595	18	606	575	4,548,26
Norwegian Lutheran Church of America—											
Hauge's Norwegian Evangelical Lutheran Synod.....	30	30	2,735	17	955	1,066	21		21	21	123,70
Synod for the Norwegian Evangelical Lutheran Church of America.....	135	135	23,555	118	10,420	10,808	125	1	133	125	755,70
United Norwegian Lutheran Church in America.....	226	226	45,931	211	21,132	21,264	215	7	221	214	1,227,81
Evangelical Lutheran Joint Synod of Ohio and Other States.....	94	94	19,181	87	8,591	9,494	88	2	94	88	467,32
Lutheran Synod of Buffalo.....	6	6	1,299	6	607	692	5		5	5	36,30
Evangelical Lutheran Church in America, Eielson's Synod.....	3	3	184	3	94	94		1			
Evangelical Lutheran Synod of Iowa and Other States.....	91	91	17,657	83	7,775	8,684	84	3	87	84	604,83
Danish Evangelical Lutheran Church in America.....	6	6	816	6	396	420	6		6	6	24,20
Finnish Evangelical Lutheran Church of America, or Suomi Synod.....	6	6	289	6	146	143	3	2	3	3	8,00
Lutheran Free Church (Norwegian).....	39	39	4,230	39	2,009	2,221	36		36	36	151,45
United Danish Evangelical Lutheran Church in America.....	33	33	4,327	31	1,902	2,009	29	2	29	29	146,80
Finnish Evangelical Lutheran National Church.....	9	9	973	9	527	446	4	5	4	4	4,50
Church of the Lutheran Brethren of America (Norwegian).....	4	4	130	4	63	67	3	1	3	3	8,40
Methodist bodies:											
Methodist Episcopal Church.....	796	796	63,331	704	21,675	34,910	748	40	755	748	4,228,81
Wesleyan Methodist Connection of America.....	10	10	256	10	100	156	10		10	10	11,15
Primitive Methodist Church in the United States of America.....	22	22	725	22	217	508	20		22	20	45,40
Free Methodist Church of North America.....	39	37	689	36	221	458	33	2	33	33	44,30
African Methodist Episcopal Church.....	5	5	319	5	88	231	4	1	4	4	37,00
African Methodist Episcopal Zion Church.....	2	2	34	2	15	19	2		2	2	3,60
Moravian bodies:											
Moravian Church (Unitas Fratrum).....	20	20	4,294	20	2,049	2,245	20		21	20	110,50
New Apostolic Church.....	2	2	135	2	68	67	1	1	1		
Pentecostal Church of the Nazarene.....	6	6	122	3	41	43	4		4	4	5,20
Polish National Catholic Church of America.....	2	2	1,498	2	742	756	2		2	2	51,00
Presbyterian bodies:											
Presbyterian Church in the United States of America.....	207	206	23,459	167	7,971	12,889	183	5	188	177	1,738,41
Welsh Calvinistic Methodist Church.....	35	34	2,543	23	633	881	33		34	31	166,20
United Presbyterian Church of North America.....	6	6	630	6	259	371	6		6	6	24,50
Protestant Episcopal Church.....	154	154	18,451	131	5,460	9,197	145		147	145	1,976,41
Reformed bodies:											
Reformed Church in America.....	13	13	3,076	13	1,463	1,613	13		13	13	132,30
Reformed Church in the United States.....	73	73	10,427	61	4,275	4,779	70	1	70	69	356,11
Christian Reformed Church.....	9	9	1,344	9	656	688	9		9	9	39,80
Roman Catholic Church.....	908	908	594,836	827	258,972	268,428	857	11	869	855	15,022,20
Salvation Army.....	13	13	552	13	259	293					
Scandinavian Evangelical bodies:											
Swedish Evangelical Mission Covenant of America.....	16	16	689	14	255	279	14	2	14	16	49,30
Swedish Evangelical Free Church.....	8	8	177	8	86	91	8		8	8	9,20
Norwegian-Danish Free Church.....	7	7	264	7	104	160	7		7	7	30,90
Spiritualists:											
Spiritualists (National Spiritualists' Association).....	8	8	579	8	269	310	2	6	2	2	2,30
Theosophical societies:											
Theosophical Society, American Section.....	4	4	87					4			
Unitarians.....	4	4	508	3	164	244	4		4	4	61,50
United Brethren bodies:											
Church of the United Brethren in Christ.....	46	46	2,997	46	1,139	1,858	40	2	40	39	90,30
Church of the United Brethren in Christ (Old Constitution).....	3	3	94	3	29	65	3		3	3	1,70
United Evangelical Church.....	3	3	199	3	88	111	3		3	3	3,50
Universalists.....	9	9	843	9	295	548	9		9	9	105,50
Volunteers of America.....	2	2	47	2	15	32	1	1	1	1	5,50
All other denominations.....	13	13	4,134	13	3,242	892	5	6	5	5	105,10

GENERAL TABLES.

EACH STATE, BY DENOMINATIONS: 1916—Continued.

DENOMINATION.	Total number of organizations.	DEBT ON CHURCH PROPERTY.		PARSONAGES.		EXPENDITURES FOR YEAR.		SUNDAY SCHOOLS CONDUCTED BY CHURCH ORGANIZATIONS.			
		Number of organizations reporting.	Amount of debt reported.	Number of organizations reporting.	Value of parsonages reported.	Number of organizations reporting.	Amount reported.	Number of organizations reporting.	Number of Sunday schools reported.	Number of officers and teachers.	Number of scholars.
WISCONSIN—Continued.											
Baptist bodies:											
Baptists—											
Northern Baptist Convention.....	208	52	\$82,481	88	\$228,800	202	\$307,326	184	212	2,285	17,175
Seventh Day Baptists.....	7			6	11,800	7	7,443	7	7	107	719
Brethren, German Baptist (Dunkers):											
Church of the Brethren (Conservative Dunkers).....	6					6	2,461	5	6	33	208
The Brethren Church (Progressive Dunkers).....	3										
Brethren, Plymouth:											
Brethren, Plymouth, I.....	4					4	1,767	3	5	9	63
Brethren, Plymouth, II.....	2					2	551	1	1	1	39
Christadelphians.....	2					1	175				
Christian Church (American Christian Convention).....	8					8	1,348	8	8	109	579
Churches of the New Jerusalem:											
General Convention of the New Jerusalem in the United States of America.....	2					1	140				
Congregational Churches.....	270	79	127,221	141	434,785	264	458,477	249	264	3,010	24,034
Disciples of Christ.....	28	5	10,440	3	6,000	13	12,708	25	26	225	2,222
Eastern Orthodox Churches:											
Greek Orthodox Church (Hellenic).....	2	1	11,500	1	1,200	2	9,498				28
Russian Orthodox Church.....	3			1	1,500	1	634	1	1		
Evangelical Association.....	214	11	9,765	81	241,700	214	199,130	184	187	2,026	14,237
Evangelistic associations:											
Apostolic Faith Movement.....	2					2	775	2	2	9	75
Friends:											
Society of Friends (Orthodox).....	2			1	1,200	2	2,469	2	2	19	167
German Evangelical Synod of North America.....	112	39	114,707	76	210,800	110	143,045	100	104	885	8,676
Independent churches.....	19	1	100	3	6,800	19	16,139	14	14	119	1,142
Jewish congregations.....	14	10	45,100			10	41,645	7	7	26	431
Latter Day Saints:											
Reorganized Church of Jesus Christ of Latter Day Saints.....	11	3	3,125			10	1,601	10	12	120	429
Lutheran bodies:											
General Synod of the Evangelical Lutheran Church in the United States of America.....	10	3	1,750	6	13,300	10	19,175	9	9	77	718
General Council of the Evangelical Lutheran Church in North America.....	89	42	218,184	29	98,400	85	155,150	76	85	881	7,333
Evangelical Lutheran Synodical Conference of America.....	654	130	517,429	374	1,064,385	590	1,116,365	241	263	1,263	16,458
Norwegian Lutheran Church of America—											
Hauge's Norwegian Evangelical Lutheran Synod.....	30	5	8,275	5	15,500	20	18,332	22	23	131	1,110
Synod for the Norwegian Evangelical Lutheran Church of America.....	135	24	40,613	48	177,425	129	129,792	54	58	371	3,357
United Norwegian Lutheran Church in America.....	226	34	49,645	71	250,200	223	246,666	150	169	1,060	8,467
Evangelical Lutheran Joint Synod of Ohio and Other States.....	64	29	82,725	46	118,400	94	95,345	56	56	3,269	3,269
Lutheran Synod of Buffalo.....	3	1	300	4	9,000	6	8,247	5	5	41	286
Evangelical Lutheran Church in America, Elielsen's Synod.....	3					2	1,355	2	3	6	25
Evangelical Lutheran Synod of Iowa and Other States.....	91	30	76,589	45	134,800	91	110,868	68	69	389	3,852
Danish Evangelical Lutheran Church in America.....	6	2	3,200	4	9,700	6	6,320	4	4	23	255
Finnish Evangelical Lutheran Church of America, or Suomi Synod.....	6	2	1,100			6	1,374	5	7	23	168
Lutheran Free Church (Norwegian).....	39	8	8,425	11	31,800	39	35,575	34	40	213	1,474
United Danish Evangelical Lutheran Church in America.....	33	10	10,425	19	57,900	33	33,698	31	35	222	1,998
Finnish Evangelical Lutheran National Church.....	9	1	200			5	385	8	9	19	343
Church of the Lutheran Brethren of America (Norwegian).....	4	2	1,900			4	1,739	4	4	29	146
Methodist bodies:											
Methodist Episcopal Church.....	796	103	136,271	353	962,400	783	902,598	707	740	8,556	72,746
Wesleyan Methodist Connection of America.....	10			2	2,500	10	4,447	8	8	52	319
Primitive Methodist Church in the United States of America.....	22	1	200	5	10,300	21	11,727	19	20	165	1,210
Free Methodist Church of North America.....	39	2	1,100	11	15,100	34	15,264	28	29	189	1,127
African Methodist Episcopal Church.....	5	3	4,022	3	13,000	4	3,074	6	6	32	162
African Methodist Episcopal Zion Church.....	2	1	500			2	232	2	2	8	32
Moravian bodies:											
Moravian Church (Unitas Fratrum).....	20	5	1,575	14	44,800	20	29,369	18	18	194	1,546
New Apostolic Church.....	2										
Pentecostal Church of the Nazarene.....	6	3	1,125			6	2,710	6	6	43	193
Polish National Catholic Church of America.....	2	2	31,000			2	6,585	2	2	2	272
Presbyterian bodies:											
Presbyterian Church in the United States of America.....	207	51	108,996	86	263,600	191	416,620	180	208	2,389	20,665
Welsh Calvinistic Methodist Church.....	35	2	1,000	10	21,900	33	33,153	32	32	250	1,711
United Presbyterian Church of North America.....	6	1	300	6	13,000	6	11,247	6	6	75	584
Protestant Episcopal Church.....	154	47	84,844	72	303,750	140	264,053	113	117	851	6,977
Reformed bodies:											
Reformed Church in America.....	13	7	7,775	13	44,300	13	38,997	13	13	191	2,291
Reformed Church in the United States.....	73	21	42,910	45	117,450	72	79,722	68	68	592	4,431
Christian Reformed Church.....	9	6	11,785	8	27,600	9	24,481	5	5	25	366
Roman Catholic Church.....	908	386	2,352,879	559	2,672,367	844	3,117,886	676	704	2,081	80,110
Salvation Army.....	13					12	27,653	13	13	100	727
Scandinavian Evangelical bodies:											
Swedish Evangelical Mission Covenant of America.....	16	6	4,875	6	10,200	15	14,680	16	17	95	740
Swedish Evangelical Free Church.....	8	3	410	1	1,200	8	2,683	7	8	33	267
Norwegian-Danish Free Church.....	7	6	9,488	3	5,800	7	6,815	7	7	36	184
Spiritualists:											
Spiritualists (National Spiritualists' Association).....	8					4	3,468	2	3	5	75
Theosophical societies:											
Theosophical Society, American Section.....	4										
Untarians.....	4	1	10,200	2	30,000	3	10,870	3	3	26	162
United Brethren bodies:											
Church of the United Brethren in Christ.....	46	3	8,600	16	28,800	45	29,407	42	42	371	2,904
Church of the United Brethren in Christ (Old Constitution).....	3	3	300			3	520	2	2	15	42
United Evangelical Church.....	3			2	1,400	3	1,583	3	3	39	218
Universalists.....	9	2	3,100	4	17,000	9	18,744	8	8	77	482
Volunteers of America.....	2	1	2,500			2	17,191	1	1	6	120
All other denominations.....	13	1	40,000	1	2,000	9	80,420	6	6	43	515

RELIGIOUS BODIES.

TABLE 62.—STATISTICS OF RELIGIOUS BODIES IN

DENOMINATION.	Total number of organizations.	MEMBERS.					PLACES OF WORSHIP.			VALUE OF CHURCH PROPERTY.	
		Number of organizations reporting.	Total number reported.	Sex.		Number of organizations reporting—		Number of church edifices reported.	Number of organizations reporting.	Value reported.	
				Number of organizations reporting.	Male.	Female.	Church edifices.				Halls, etc.
WYOMING.											
All denominations.....	355	354	39,505	297	16,253	20,225	247	73	255	250	\$1,610,453
Adventist bodies:											
Seventh-day Adventist Denomination.....	9	9	224	9	87	137	4	2	4	4	2,530
Baptist bodies:											
Baptists—											
Northern Baptist Convention.....	35	35	1,841	26	540	959	28	3	28	31	123,425
Christian Church (American Christian Convention).....	3	3	244	3	106	138		3			
Churches of Christ.....	2	2	19	2	8	11		2			
Congregational Churches.....	25	25	1,951	25	712	1,239	18	5	18	18	172,200
Disciples of Christ.....	10	10	763	4	233	343	3	2	3	3	14,200
Latter Day Saints:											
Church of Jesus Christ of Latter Day Saints.....	27	27	9,447	27	4,637	4,810	24	3	28	25	155,188
Reorganized Church of Jesus Christ of Latter Day Saints...	2	2	54	2	22	32		2			
Lutheran bodies:											
General Synod of the Evangelical Lutheran Church in the United States of America.....	2	2	68	2	34	34	2		2	2	4,500
General Council of the Evangelical Lutheran Church in North America.....	4	3	84	3	39	45	3		3	3	8,650
Evangelical Lutheran Synodical Conference of America...	10	10	704	9	369	325	6	3	7	6	21,000
Methodist bodies:											
Methodist Episcopal Church.....	50	50	4,293	44	1,568	2,612	37	13	37	37	182,250
African Methodist Episcopal Church.....	3	3	97	3	25	72	3		3	3	10,000
Presbyterian bodies:											
Presbyterian Church in the United States of America.....	41	41	2,514	35	821	1,487	26	8	26	27	174,150
Protestant Episcopal Church.....	53	53	3,890	35	1,049	1,604	45	1	48	43	333,745
Roman Catholic Church.....	69	69	12,801	59	5,770	6,111	43	25	43	43	386,615
Salvation Army.....	3	3	81	3	39	42					
All other denominations.....	7	7	430	6	194	224	5	1	5	5	22,000

GENERAL TABLES.

EACH STATE, BY DENOMINATIONS: 1916—Continued.

DENOMINATION.	DEBT ON CHURCH PROPERTY.		PARSONAGES.		EXPENDITURES FOR YEAR.		SUNDAY SCHOOLS CONDUCTED BY CHURCH ORGANIZATIONS.				
	Total number of organizations.	Number of organizations reporting.	Amount of debt reported.	Number of organizations reporting.	Value of parsonages reported.	Number of organizations reporting.	Amount reported.	Number of organizations reporting.	Number of Sunday schools reported.	Number of officers and teachers.	Number of scholars.
WYOMING.											
All denominations.....	355	74	\$85,312	106	\$309,050	295	\$393,873	293	345	2,716	23,129
Adventist bodies:											
Seventh-day Adventist Denomination.....	9					9	6,003	8	8	62	222
Baptist bodies:											
Baptists—											
Northern Baptist Convention.....	35	8	9,220	7	12,250	31	23,659	32	38	315	2,460
Christian Church (American Christian Convention).....	3					3	1,045	3	3	42	262
Churches of Christ.....	2										
Congregational Churches.....	25	6	17,784	11	30,900	24	38,149	25	36	275	2,021
Disciples of Christ.....	10	2	1,800			3	4,714	8	9	69	617
Latter Day Saints:											
Church of Jesus Christ of Latter Day Saints.....	27	4	828			27	19,566	27	36	587	4,518
Reorganized Church of Jesus Christ of Latter Day Saints.....	2							1	1	3	48
Lutheran bodies:											
General Synod of the Evangelical Lutheran Church in the United States of America.....	2			1	1,500	2	1,400	2	2	13	140
General Council of the Evangelical Lutheran Church in North America.....	4					3	1,345	3	3	12	78
Evangelical Lutheran Synodical Conference of America.....	10	2	2,600	5	7,800	8	5,611	4	6	21	191
Methodist bodies:											
Methodist Episcopal Church.....	50	22	11,475	23	63,950	49	70,404	50	54	588	5,274
African Methodist Episcopal Church.....	3	3	440	2	2,500	3	1,937	3	3	14	69
Presbyterian bodies:											
Presbyterian Church in the United States of America.....	41	12	14,520	13	31,550	36	39,456	38	47	343	2,818
Protestant Episcopal Church.....	53	4	1,747	22	97,900	52	82,284	46	49	238	2,407
Roman Catholic Church.....	69	10	24,300	12	51,500	36	89,110	35	42	82	1,544
Salvation Army.....	3					3	4,047	3	3	17	184
All other denominations.....	7	1	600	5	9,200	6	5,143	5	5	35	276

TABLE 63.—NUMBER OF MEMBERS IN SELECTED DENOMINATIONS IN EACH STATE, BY COUNTIES: 1916.

[The term "County location unknown" is used in this table to cover those cases where the report of a church organization failed to specify the county in which it was situated, due either to a direct omission to so report or to the fact that the return of a circuit or charge, or the like, sometimes comprised two or more churches located in different counties for which no separate report was made.]

ALABAMA.

COUNTY.	Popula- tion: 1910.	MEMBERS: 1916.														
		All denomi- nations.	Baptist bodies.							Chris- tian Church (Chris- tian Con- ven- tion).	Churches of Christ.	Congre- gational Churches.	Disciples of Christ.	Jewish con- grega- tions.	Latter Day Saints.	
			Baptists.		Free Will.	Duck River, etc.	Primi- tive.	Colored Primi- tive.	Church of Jesus Christ.						Reor- ganized Church of Jesus Christ.	
			Southern Conven- tion.	National Conven- tion.												
The state.....	2,138,093	1,009,465	207,603	311,103	5,854	2,034	7,652	3,416	2,140	20,943	4,822	6,978	2,947	2,137	1,738	
Autauga.....	20,038	11,262	1,711	4,869				89			97					
Baldwin.....	18,178	9,127	1,234	1,526						155		249			335	
Barbour.....	32,728	13,778	2,386	5,841	145		91				61		20			
Bibb.....	22,791	11,323	3,720	3,799												
Blount.....	21,456	8,148	3,335	427			157			63						
Bullock.....	30,196	15,865	1,023	9,365												
Butler.....	29,030	16,068	3,233	6,151			130			462	15	78			340	
Calhoun.....	39,115	19,567	6,630	3,854			130	55		95	194	275	73			
Chambers.....	36,056	19,588	2,948	8,556			338		776	95	67	274	54			
Cherokee.....	20,226	7,203	2,833	543			45			72						
Chilton.....	23,187	9,084	5,046	1,747			139				79					
Choctaw.....	18,483	8,800	1,114	3,664				227								
Clarke.....	30,987	19,004	4,658	7,365			6			151						
Clay.....	21,006	9,526	4,788	447			343		300	329	300	61				
Cleburne.....	13,385	5,247	2,572				112			422	13	7				
Coffee.....	26,119	10,233	3,958	2,860			43			163		132				
Colbert.....	24,802	13,650	2,317	5,202	102			149		774	12		130			
Conecuh.....	21,433	13,319	2,669	5,799			178				15				215	
Coosa.....	16,634	9,251	1,781	4,119			233			45						
Covington.....	32,124	12,124	4,406	2,684			196			385	264					
Crenshaw.....	23,313	11,031	2,068	3,041			40			1,027	278	32		462		
Cullman.....	28,321	10,605	4,694	115			274			459	93	93				
Dale.....	21,608	12,316	4,005	1,545	265		108				44					
Dallas.....	53,401	30,832	2,020	19,620			60			65	97	419	325			
Dekalb.....	28,261	9,495	4,223	237		1,128	529			9						
Elmore.....	28,245	13,903	2,799	5,781			333	223		140	444					
Escambia.....	18,889	10,608	2,693	3,221			139			242					322	
Etowah.....	39,109	13,700	5,062	1,928			409			232	57	80	50			
Fayette.....	16,248	8,171	2,409	396	337		28			1,347						
Franklin.....	19,369	7,127	3,274	988	141	83	107			757						
Geneva.....	26,230	8,338	3,413	1,100						196	43					
Greene.....	22,717	6,572	389	2,807			15					230				
Hale.....	27,833	12,326	667	5,690												
Henry.....	20,943	8,643	2,755	3,135	632		224				65					
Houston.....	32,414	13,481	5,270	2,872	147		23			127						
Jackson.....	32,918	10,343	3,486	582		427	399	13		746	120				352	
Jefferson.....	226,476	120,012	15,900	33,716			166			415	300	900	1,300			
Lamar.....	17,487	8,264	1,290	625	579	71	243			620				360		
Lauderdale.....	30,936	13,502	1,066	2,357	197		216			2,359	74					
Lawrence.....	21,984	9,401	2,308	2,254	204		370			784	149					
Lee.....	32,867	19,876	2,393	6,458					57		39	80				
Limestone.....	26,867	9,551	1,346	912			144			926	104	180				
Lowndes.....	31,894	15,925	434	9,606				374		592		1,016				
Macon.....	26,049	13,966	744	7,843			16					111				
Madison.....	47,041	13,921	1,874	1,061			165	504		928			27			
Marengo.....	39,923	19,503	2,523	11,589				775				25	40			
Marion.....	17,495	7,040	1,102	79	1,441	171	186			787	284					
Marshall.....	28,553	9,808	5,355	41		27	544			523						
Mobile.....	80,854	47,032	3,525	9,127						155	180	273	850		174	
Monroe.....	27,155	14,071	2,941	6,520			170			160						
Montgomery.....	82,178	43,811	3,350	16,446				143		943	157	544		366		
Morgan.....	33,781	15,094	3,908	1,669			111			248	31	766	38			
Perry.....	31,222	16,017	2,009	9,988						120	54	60				
Pickens.....	25,055	14,459	2,330	3,896	644		91			30						
Pike.....	30,815	15,301	3,270	6,704						394	82					
Randolph.....	24,659	12,152	3,366	2,206			275	138	1,007	415	124	586				
Russell.....	25,937	9,923	770	5,495												
St. Clair.....	20,715	9,047	3,679	1,100			25			19	54					
Shelby.....	26,949	10,707	3,113	2,887			32				56					
Sumter.....	23,699	9,750	956	5,253			72									
Talladega.....	37,921	22,457	4,456	10,659			57			40	498					
Tallapoosa.....	31,034	12,337	4,043	2,962			280			178	119	235				
Tuscaloosa.....	47,559	23,359	7,601	5,642	413		577			39		188				
Walker.....	37,013	12,854	3,586	1,557			55			1,490		135	40			
Washington.....	14,454	6,130	2,182	1,449	30						37					
Wilcox.....	33,810	19,003	1,787	9,126						70		9		949		
Winston.....	12,855	4,400	2,799				75			150	122					
County location un- known ¹		1,134	28				29	50								

¹ See explanatory headnote.

GENERAL TABLES.

TABLE 63.—NUMBER OF MEMBERS IN SELECTED DENOMINATIONS IN EACH STATE, BY COUNTIES: 1916—Contd.

ALABAMA—Continued.

COUNTY.	MEMBERS: 1916.													
	Methodist bodies.							Presbyterian bodies.				Protes- tant Episco- pal Church.	Roman Catholic Church.	All other bodies.
	Methodist Episco- pal.	Methodist Protes- tant.	Methodist Episcopal, South.	Congre- gational Method- ist.	African Methodist Episco- pal.	African Methodist Episco- pal Zion.	Colored Methodist Episco- pal.	Presby- terian in the U. S. A.	Cumber- land Presby- terian.	Colored Cumber- land Presby- terian.	Presby- terian in the U. S.			
The state.....	26,933	7,088	167,938	3,073	42,658	51,284	34,587	4,675	3,578	7,859	20,428	10,069	37,482	12,446
Autauga.....	123	34	1,277	1,777	729	142	372	37
Baldwin.....	169	1,196	370	1,979	118	263	270	931	332
Barbour.....	1,773	112	2,563	667	92	27
Bibb.....	1,632	631	423	41	253	135	8	415	266
Blount.....	1,534	2,113	132	34	70	109	20	154
Bullock.....	250	41	1,007	1,325	1,791	700	333	25	5
Butler.....	419	1,862	141	2,917	39	40	41	200
Calhoun.....	252	3,262	467	365	240	2,100	66	50	766	349	170	174
Chambers.....	1,600	3,170	59	154	1,280	147	30	40
Cherokee.....	820	2,479	83	83	153	3	89
Chilton.....	311	565	884	65	134	13	33	28	40
Choctaw.....	346	40	1,370	274	846	919
Clarke.....	67	518	2,943	1,187	412	1,618	60	19
Clay.....	954	15	1,750	31	208
Cleburne.....	599	885	434	203
Coffee.....	255	120	1,580	255	786	9	72
Colbert.....	2,558	1,143	161	162	285	207	70	336	42
Conecuh.....	304	351	2,082	1,535	97	33	13	3	25
Coosa.....	370	522	1,719	110	100	252
Covington.....	639	1,814	529	485	194	32	496
Crenshaw.....	44	2,540	208	1,241	50
Cullman.....	1,382	120	1,534	34	113	1,025	669
Dale.....	232	105	3,595	1,572	588	182	75
Dallas.....	217	1,495	1,864	458	857	42	1,070	1,147	442	354	280
Dekalb.....	368	2,569	137	50	15	94	136
Elmore.....	407	320	2,314	50	891	51	150
Escambia.....	466	1,943	30	434	730	36	137	19	78	118
Etowah.....	685	2,821	340	392	330	218	327	112	430	227
Fayette.....	328	2,562	317	398	18	7	24
Franklin.....	88	1,335	119	65	125	15	5	25
Geneva.....	373	170	2,249	80	526	37	116	30
Greene.....	704	422	447	698	80	290	402	88
Hale.....	196	2,544	470	974	1,289	329	167
Henry.....	828	906	68	30
Houston.....	267	2,794	1,394	285	20	162	27	25	68
Jackson.....	665	2,575	100	70	100	502	30	51	42	83
Jefferson.....	2,472	791	24,188	5,537	3,771	4,027	1,555	537	675	4,492	2,602	13,636	3,032
Lamar.....	2,684	93	1,532	167
Lauderdale.....	3,988	230	911	126	185	343	505	383	62	381	89
Lawrence.....	1,535	255	858	189	70	280	115	30
Lee.....	81	398	2,987	1,674	2,118	2,617	202	43	122	607
Limestone.....	299	2,894	421	500	54	1,643	37	18	50	23
Lowndes.....	790	140	1,580	1,013	100	66	14	200
Macon.....	12	130	1,260	344	3,075	178	10	243
Madison.....	859	4,308	221	339	558	555	1,213	468	299	323	219
Marengo.....	1,405	589	1,817	108	54	85	246	247
Marion.....	72	2,616	181	121
Marshall.....	764	2,279	71	113	54	9	25
Mobile.....	566	25	4,606	1,648	4,562	263	1,773	2,757	15,829	719
Monroe.....	34	34	1,513	1,207	595	732	151	34	9	5
Montgomery.....	118	377	5,024	2,422	8,402	374	1,967	1,157	1,858	163
Morgan.....	473	4,896	33	391	968	371	313	297	130	363	148
Perry.....	430	1,076	904	529	131	200	311	90	115
Pickens.....	44	2,428	109	20	3,539	85	695	366	182
Pike.....	50	461	2,015	15	1,167	401	594	73	43	32
Randolph.....	1,683	1,610	669	17	26	15	15
Russell.....	1,339	1,021	1,223	64	11
St. Clair.....	1,062	95	1,847	85	639	149	111	60	21	171
Shelby.....	304	2,810	748	187	185	82	100	124	74	5
Sumter.....	343	165	1,172	619	502	522	21	125
Talladega.....	422	3,768	66	32	505	1,211	47	12	426	178	56	24
Tallapoosa.....	347	310	2,276	918	208	180	281
Tuscaloosa.....	147	201	3,173	888	2,039	1,308	120	782	301	347	170
Walker.....	512	40	2,643	75	100	1,114	109	37	39	491
Washington.....	533	1,068	160	552	34	85
Wilcox.....	112	1,544	2,700	394	608	87	475	269	30	843
Winston.....	328	720	60	13	133
County location un- known.....	596	48	20	363

* See explanatory headnote on p. 238.

RELIGIOUS BODIES.

TABLE 63.—NUMBER OF MEMBERS IN SELECTED DENOMINATIONS IN EACH STATE, BY COUNTIES: 1916—Contd.

ARIZONA.

COUNTY.	Popula- tion: 1910.	MEMBERS: 1916.											
		All denomi- nations.	Advent- ist— Seventh- day.	Bap- tists— Northern Conven- tion.	Congre- gational Churches.	Disciples of Christ.	Latter Day Saints— Church of Jesus Christ.	Methodist bodies.		Presby- terian Church in the U. S. A.	Protes- tant Epis- copal Church.	Roman Catholic Church.	All other bodies.
								Methodist Episcopal.	Methodist Episcopal, South.				
The state.....	204,354	117,014	441	2,927	539	1,712	12,496	3,712	1,939	4,353	2,318	84,742	1,835
Apache.....	9,196	2,766					1,067			59		1,640	
Cochise.....	34,591	18,559	16	543	85	1,472	960	761	67	508	467	13,334	346
Cocconino.....	8,130	3,073	10	42			185	209		161	120	2,340	6
Gila.....	16,848	5,393	57	128			368	224		270	163	4,100	83
Graham.....	23,999	6,414	52	116			4,610		21			1,606	9
Greenlee.....	(1)	14,920		80			315	30	106	188	99	14,020	82
Maricopa.....	34,488	17,491	229	1,327	195		2,390	1,498	1,219	1,724	717	7,116	1,076
Mohave.....	3,773	634					103	45				486	
Navajo.....	11,471	4,955		105		140	2,498	87			125	2,000	
Pima.....	22,818	11,947	16	255	81	100		511		482	234	10,149	119
Pinal.....	9,045	9,694	12						38	924	30	8,642	48
Santa Cruz.....	6,766	7,462		8	7				279		72	7,086	
Yavapai.....	15,996	5,947	34	173	171			152	170	6	252	4,923	66
Yuma.....	7,733	7,759	15	150				195	39	31	39	7,290	

¹ New county since 1910; formed from part of Graham in 1911.

ARKANSAS.

COUNTY.	Popula- tion: 1910.	MEMBERS: 1916.												
		All denomi- nations.	Assem- blies of God, General Council.	Baptist bodies.					Churches of Christ.	Church of the Living God, C.W.F.F.	Disciples of Christ.	Free Christian Zion Church of Christ.	Jewish congre- gations.	Latter Day Saints (2 bodies).
				Baptists.		Free Will.	General.	Primi- tive.						
				Southern Con- vention.	National Con- vention.									
The state.....	1,574,449	583,209	923	113,192	174,157	2,926	1,227	2,247	26,239	1,857	13,275	4,150	1,451	1,001
Arkansas.....	16,103	5,605		1,257	785						220			
Ashley.....	25,268	10,122		3,146	2,310	45								
Baxter.....	10,389	2,131		919				22	475		155			
Benton.....	33,389	9,718		2,627	19	90			339		1,183			53
Boone.....	14,318	4,761		1,321				23	628		449			
Bradley.....	14,518	5,662		1,489	1,065	96								
Calhoun.....	9,894	3,183		738	1,202	112		28	125					
Carroll.....	16,829	2,701	78	848					75		322			
Chicot.....	21,987	8,236		514	5,614							34		
Clark.....	23,686	11,933		3,589	3,018			33	70		408			
Clay.....	23,690	5,866		1,767			537	32	500		239			
Cleburne.....	11,903	2,321		818				8	100		50			
Cleveland.....	13,481	4,138		1,618	501	304		31	18					
Columbia.....	23,820	11,856		2,626	3,612			32	273			1,150		
Conway.....	22,729	9,463		755	3,205	36			771		130			
Craighead.....	27,627	8,903		2,938	839				416		702		60	
Crawford.....	23,942	4,850		1,238	683			29	243		75			
Crittenden.....	22,447	10,257	42	162	7,329						46			
Cross.....	14,042	5,430		701	2,398				120		86			
Dallas.....	12,621	6,777		1,668	1,783			60			31			
Desha.....	15,274	7,082		178	4,584									
Drew.....	21,960	11,350		1,665	4,107				26					
Faulkner.....	23,708	11,811		3,252	1,492			19	367			1,800		454
Franklin.....	20,638	5,409		855		45		133	523		115			
Fulton.....	12,193	3,031		720	90		7		952		337			
Garland.....	27,271	9,088		1,861	908			50	70	50	320		260	
Grant.....	9,425	4,271		1,952	139				152		153			
Greene.....	23,852	7,345		2,707					984		140			
Hempstead.....	28,285	11,622		1,250	2,728				367	70	294			
Hot Spring.....	15,022	5,058	200	2,174				47	77					
Howard.....	16,898	5,795		1,325	430	47			1,051		255			86
Independence.....	24,776	7,582		2,131	341			6	895	25	51			
Izard.....	14,561	4,036		1,621	23				735		25			
Jackson.....	23,501	7,020		278	2,429		40		1,127		334			
Jefferson.....	52,734	31,838		1,618	20,669			8		74	88		80	
Johnson.....	19,698	3,952		781	55	149		86	374		15			
Lafayette.....	13,741	5,710		1,104	2,692			11	152	20	31			
Lawrence.....	20,001	4,792		1,595	202				377		27			
Lee.....	24,252	10,056		684	6,415				30	435	197			
Lincoln.....	15,118	6,886		1,253	4,072				45					

GENERAL TABLES.

TABLE 63.—NUMBER OF MEMBERS IN SELECTED DENOMINATIONS IN EACH STATE, BY COUNTIES: 1916—Contd.

ARKANSAS—Continued.

COUNTY.	Popula- tion: 1910.	MEMBERS: 1916.												
		All denomi- nations.	Assem- blies of God, General Council.	Baptist bodies.					Churches of Christ.	Church of the Living God, C.W.F.F.	Disciples of Christ.	Free Christian Zion Church of Christ.	Jewish congre- gations:	Latter Day Saints (2 bodies).
				Baptists.		Free Will.	General.	Primi- tive.						
				Southern Con- vention.	National Con- vention.									
Little River.....	13,597	4,896		416	2,442						119			
Logan.....	26,350	8,485	61	1,901	140	337		173	678		416			
Lonoke.....	27,983	13,822		3,220	5,950		35	61	125	10	311			
Madison.....	16,056	2,134		289		123		34	868		35			
Marion.....	10,203	1,507	75	777			223	20	102					
Miller.....	19,555	10,132		1,341	3,799				636	258			175	
Mississippi.....	30,468	12,258		1,113	7,275	77				8	234		48	
Monroe.....	19,907	7,257		606	3,132				315		118			
Montgomery.....	12,455	3,413		1,381	14	18		82	340		103			
Nevada.....	19,344	7,603		1,612	2,215			149	528		100			
Newton.....	10,612	498		160					160					
Ouachita.....	21,774	10,321		1,188	3,786			20	609		34		37	
Perry.....	9,402	3,832		770	319				213			1,200		
Phillips.....	33,535	25,362		915	18,816			26	352		66		115	
Pike.....	12,565	4,125		825	311	182		75	854		400			
Poinsett.....	12,791	3,629		628	1,209		47		63		225		63	
Polk.....	17,216	3,827		1,341				162	68		80		221	
Pope.....	24,527	7,191	258	1,103	145	638		58	374		310			
Prairie.....	13,853	5,629		908	2,619			20	57		168			
Pulaski.....	86,751	41,348		4,589	13,657			19	65	231	1,298		300	
Randolph.....	18,987	4,734		1,430	84			8	1,381		95			
St. Francis.....	22,548	11,158		254	6,133				71	95	83		42	
Saline.....	16,657	4,702		2,341				15	206		110			
Scott.....	14,302	2,802		1,339		97		66	459					
Searcy.....	14,825	2,478		857				39	345		120			
Sebastian.....	52,278	16,755	76	3,802	1,572	220		48	640	266	835		300	
Sevier.....	16,616	4,314		1,451	250	33			20		60			
Sharp.....	11,688	2,525		601					851				46	
Stone.....	8,946	1,987		1,446			26		283					
Union.....	30,723	13,423		3,604	5,156				190					
Van Buren.....	13,509	2,773	33	962	85		177		625		85			
Washington.....	33,889	10,330		2,319	130	179		228	975		1,012			
White.....	28,574	10,347		3,921	671			31	886		165		78	
Woodruff.....	20,049	10,915		547	7,486				20					
Yell.....	26,323	6,767	100	1,953	300	98		65	388		30			
County location un- known ¹		2,283		1,539				103	35	16				

COUNTY.	MEMBERS: 1916.											All other bodies.			
	Luther- an— Synod- ical Confer- ence.	Methodist bodies.					Pente- costal Church of the Naza- rene.	Presbyterian bodies.					Prot- estant Epis- copal Church.	Roman Catholic Church.	
	Method- ist Epis- copal.	Method- ist Prot- estant.	Methodist Epis- copal, South.	African Method- ist Epis- copal.	African Method- ist Epis- copal Zion.	Colored Method- ist Epis- copal.		Presby- terian in the U. S. A.	Cumber- land Presby- terian.	Presby- terian in the U. S.	Associate Reformed Presby- terian.				
The state.....	2,516	12,419	4,087	110,993	30,457	7,668	15,269	1,613	7,451	5,400	10,762	888	4,431	21,120	5,490
Arkansas.....	294	365		1,243	756								24	341	320
Ashley.....		28		1,686	1,068	1,461	75				113			103	87
Baxter.....				475						39	24			22	
Benton.....		1,389		2,293		207			820	187	48		98	38	327
Boone.....		556		1,220				7	352	79			36	56	34
Bradley.....		20		1,493	943	121	3				392		25	15	
Calhoun.....				553	191	75				216				14	41
Carroll.....		78		965	4			11	124				35	49	
Chicot.....		20		475	255	386	117			200			82	606	33
Clark.....		111	49	2,874	1,134		51	70	138		367			21	
Clay.....	41		775	1,416					156	113				290	
Cleburne.....		68		1,088				10			44				
Cleveland.....				1,239	371			14		31				11	
Columbia.....			630	1,342	831		1,183		25	117				11	
Conway.....		351		821	310	1,195	248	38	85	187	208			1,011	112
Craighead.....				2,746	197		45	70	58		225		99	508	
Crawford.....		159	27	1,326	70			47	274	32	42		185	62	36
Crittenden.....		74		442	932						36		7	40	24
Cross.....				1,063	380		449			45	94		34	40	
Dallas.....		95		1,728	973	35	20			16	224	100		44	

¹ See explanatory headnote on p. 238.

RELIGIOUS BODIES.

TABLE 63.—NUMBER OF MEMBERS IN SELECTED DENOMINATIONS IN EACH STATE, BY COUNTIES: 1916—Contd.

ARKANSAS—Continued.

COUNTY.	MEMBERS: 1916.														
	Lutheran-Synodical Conference.	Methodist bodies.					Pentecostal Church of the Nazarene.	Presbyterian bodies.				Prot-estant Epis-copal Church.	Roman Catholic Church.	All other bodies.	
		Methodist Epis-copal.	Method-odist Prot-estant.	Methodist Epis-copal, South.	African Meth-odist Epis-copal.	African Meth-odist Epis-copal Zion.		Colored Meth-odist Epis-copal.	Presby-terian in the U. S. A.	Cumber-land Presby-terian.	Presby-terian in the U. S.				Associate Reformed Presby-terian.
Desha.....		71		721	477	615	32		37	37	100		60	168	2
Drew.....			275	1,857	1,979	697	58		157	87	325	115		2	
Faulkner.....		78		2,777	78	63	107	192	124	24	127			836	21
Franklin.....		266	199	1,861			138	89	212	32	35			906	
Fulton.....		101		640					59	55			15	4	51
Garland.....		215	120	2,531	539	103	415		161		260		299	505	421
Grant.....				1,261	364		39		85	112				14	
Greene.....	74			2,773				90		75			8	438	56
Hempstead.....		377	91	2,911	470		2,282	52	113	9	388		107	113	
Hot Spring.....		183		1,159	228		4	28	34		130			20	52
Howard.....		167	29	1,333	350		644			25	47		2	4	
Independence.....		292	202	3,131			4	16	60	73	140		136	54	25
Izard.....		57		920	54				108	409		60			24
Jackson.....		129		1,283	835		89				189		120	40	
Jefferson.....	40	453		2,384	3,245	557	316		68		655		309	1,220	54
Johnson.....	112		85	1,260	58				543	123				306	
Lafayette.....		233	170	704	108	32	192				187			62	12
Lawrence.....		38		2,350	42						140			15	6
Lee.....		367		693	745	17	174				185		89	25	
Lincoln.....		85		410	418	246	36			104	140			52	25
Little River.....				1,187	100		203		130	44	180			55	20
Logan.....	13	355		1,490	140		81		172	692			5	1,741	90
Lonoke.....		122		2,919	370	31	171	75		122	28	120		47	105
Madison.....		195	50	280					164						96
Marion.....				310											
Miller.....		103	75	2,290	113		166				292			290	594
Mississippi.....				1,839	820	25	351			30	143		24	187	84
Monroe.....		215		610	835	13	859		202		165		17	170	
Montgomery.....		186		764				17			140				368
Nevada.....			269	947	885		397	192	110	78	46		6	33	36
Newton.....		106		72											
Ouachita.....			216	1,532	2,187	31			48	200	208		107	118	
Perry.....				803	57						118			324	28
Phillips.....		70		1,038	1,519	877	180				210		512	521	145
Pike.....		85		1,191			23	52	48		68			11	
Poinsett.....		56		855	179	8	95						3	176	22
Polk.....		55	86	988	4			58	95		130		30	433	
Pope.....		160	561	1,364		332	155	47	370		638		295	361	22
Prairie.....		230		755	209		74	31		16	160			310	17
Pulaski.....		886	1,315	6,466	2,556	473	1,249	116	137	28	1,694	250	1,108	4,294	617
Randolph.....				1,004	52				40					640	
St. Francis.....		22	313	1,160	386	58	2,224			47	121			118	31
Saline.....		54	150	1,482			20		177					147	
Scott.....			48	588				102		103					
Searcy.....		133		941					19	24					
Sebastian.....	479	325	267	3,393	325		160	39	551	211	513		453	2,078	202
Sevier.....		431		1,563			29			270	117			90	
Sharp.....		195		693					12	78				5	44
Stone.....				218						14					
Union.....			358	2,111	540		415			34	796		48	136	35
Van Buren.....				612											107
Washington.....		389		2,700					1,088	203	259		293	441	114
White.....		200	66	3,145	27		323	150	36	192	63			290	103
Woodruff.....		428		1,314	706		64		137		130			71	12
Yell.....		40		2,787	42	10	186							67	395
County location un-known ¹				150											440

¹ See explanatory headnote on p. 238.

GENERAL TABLES.

TABLE 63.—NUMBER OF MEMBERS IN SELECTED DENOMINATIONS IN EACH STATE, BY COUNTIES: 1916—Contd.
CALIFORNIA.

COUNTY.	Popula- tion: 1910.	MEMBERS: 1916.												
		All denomi- nations.	Advent- ist— Seventh- day.	Arma- nian Church.	Baptists.		Brethren, German Baptist (Con- servative Dun- kers).	Bud- dhists— Japanese temples.	Congre- gational Churches.	Disciples of Christ.	Eastern Orthodox Churches —Greek (Hellenic).	Friends (Ortho- dox).	Inde- pendent churches.	Jewish congre- gations.
					Northern Conven- tion.	National Conven- tion.								
The state.....	2,377,549	893,366	10,973	3,347	39,570	2,316	2,654	4,728	34,180	32,211	6,000	3,904	4,000	8,178
Alameda.....	246,131	95,378	784		2,711	193	35	578	5,264	1,121		265	267	725
Alpine.....	309													
Amador.....	9,086	2,951												
Butte.....	27,301	4,794	122		303		47		249	371				
Calaveras.....	9,171	2,310							58					
Colusa.....	7,732	1,990	17		150					338				
Contra Costa.....	31,674	12,784	60		187				327	260				
Del Norte.....	2,417	771	18											
Eldorado.....	7,492	740	46											
Fresno.....	75,657	33,368	767	2,762	2,885	66	323	880	2,716	1,991				200
Glenn.....	7,172	2,157			444		42			220			48	
Humboldt.....	33,857	10,644	206		214				407	659				
Imperial.....	13,591	3,884	183		339	166	36		130	680		83		
Inyo.....	6,974	841	14		48				59					
Kern.....	37,715	8,183	125		451		104	70	608	213				
Kings.....	16,230	7,171	411		331	20		200		348			30	
Lake.....	5,526	1,310	9		78					175			132	
Lassen.....	4,802	1,095	64		81									
Los Angeles.....	504,131	202,754	2,213	475	14,789	1,149	1,372	635	11,231	11,087	2,000	2,664	3,004	1,000
Madera.....	8,368	2,371	104		160		11			46				
Marin.....	25,114	8,800	12						147					
Mariposa.....	3,956	350												
Mendocino.....	23,929	6,756	94		514					235				
Merced.....	15,148	7,759	87							115				
Modoc.....	6,191	808	37		29				140					
Mono.....	2,042	33												
Monterey.....	24,146	6,379	30		303	22			232	100				
Napa.....	19,800	5,117	735		190					256				
Nevada.....	14,955	3,118							197					
Orange.....	34,436	16,916	254		1,158		47		519	1,447		346	66	
Placer.....	18,237	3,961			175				233					
Plumas.....	5,259	278							2					
Riverside.....	34,696	16,391	205		1,164	98	45		951	1,219				
Sacramento.....	67,806	16,506	176		800	48	17		280	614				218
San Benito.....	8,041	2,867	22						30	107				
San Bernardino.....	56,706	21,484	721		1,231	112			1,639	1,204			30	50
San Diego.....	61,665	27,878	593		1,879	98	22		1,886	1,440		231		650
San Francisco.....	416,912	174,745	226		1,449	75		540	1,885	485	4,000		206	5,085
San Joaquin.....	50,731	14,623	585		311	50		300	660	919				100
San Luis Obispo.....	19,383	7,429	49		143				76	105				
San Mateo.....	26,585	11,042			73					377				
Santa Barbara.....	27,738	12,038	92		462	23		200	376	378			69	
Santa Clara.....	83,539	44,934	474		1,469	42			952	1,074		52		100
Santa Cruz.....	26,140	10,780	72		287			650	544	682				50
Shasta.....	18,920	9,193	20		184				12					
Sierra.....	4,098	598			23									
Siskiyou.....	18,801	2,643					60		94					
Solano.....	27,559	8,374	45		218	43		675	172	201			73	
Sonoma.....	48,394	15,370	363		557				784	1,113				
Stanislaus.....	22,522	10,788	471		767	14	298		123	780		183		
Sutter.....	6,328	979	34				65			25				
Tehama.....	11,401	3,448	59		393				88	1,343				
Trinity.....	3,301	400												
Tulare.....	35,440	9,280	324	110	1,575	32	130		456			80	75	
Tuolumne.....	9,979	1,714			16									
Ventura.....	18,347	7,294			231				182	158				
Yalo.....	13,926	3,318	50		236	40			94	612				
Yuba.....	10,042	2,881				25				90				
County location un- known ¹		598			562									

¹ See explanatory headnote on p. 238.

RELIGIOUS BODIES.

TABLE 63.—NUMBER OF MEMBERS IN SELECTED DENOMINATIONS IN EACH STATE, BY COUNTIES: 1916—Contd.

CALIFORNIA—Continued.

COUNTY.	MEMBERS: 1916.														
	Latter Day Saints.		Lutheran bodies.		Methodist bodies.			Pentecostal Church of the Nazarene.	Presbyterian bodies.		Protestant Episcopal Church.	Roman Catholic Church.	Unitarians.	United Brethren in Christ.	All other bodies.
	Church of Jesus Christ.	Reorganized Church of Jesus Christ.	General Synod.	Synodical Conference.	Methodist Episcopal.	Methodist Episcopal, South.	African Methodists. ¹		Presbyterian in the U. S. A.	United Presbyterian.					
The state.....	2,634	2,848	5,587	7,582	84,642	12,176	4,251	3,380	54,011	3,787	30,018	494,539	3,343	2,349	30,158
Alameda.....	241	430	182	891	4,939	663	427	174	5,584	92	4,491	62,122	499	298	2,402
Alpine.....															29
Amador.....					159				30		68	2,665			25
Butte.....	619	120		20	627	194	10		776		231	1,080			31
Calaveras.....					21	72		55			9	2,064			
Colusa.....				21		494	16		119		40	795			
Contra Costa.....				15	738						62	11,105			30
Del Norte.....					99				38			598			18
Eldorado.....					113				90		15	476			
Fresno.....		68	884	274	2,525	1,633	225	17	3,209	553	612	7,633	35	392	2,718
Glenn.....				89	145	175			147		46	664			137
Humboldt.....				61	541			22	575		433	7,107	75		344
Imperial.....					1,060		32	76	222		104	729			44
Inyo.....					248				213		95	164			
Kern.....	23			54	965			60	320		554	4,485			151
Kings.....					827		47		524		299	3,975	15		144
Lake.....					175	307			240		16	173			5
Lassen.....				12	123							815			
Los Angeles.....	1,120	444	1,319	1,567	31,126	2,206	1,852	2,139	17,777	1,440	9,306	70,273	475	833	9,259
Madera.....							30		403		47	1,500			70
Marin.....					103				622		587	6,824			505
Mariposa.....						76			4			270			
Mendocino.....		46			472	370			407		93	4,331			194
Merced.....					500	688			411		67	5,580			311
Modoc.....					228							330			44
Mono.....												33			
Monterey.....			60	20	714	72			205	250	376	3,666			329
Napa.....				59	511		16		311		219	2,673			147
Novada.....				37	660						178	2,023			23
Orange.....	23	289		1,091	3,461	447		120	2,098	298	403	3,720	57	245	827
Placer.....					410	78			31		157	2,788			89
Plumas.....					52				12			212			
Riverside.....			102	59	3,482	40		92	1,081	214	346	6,341	65		887
Sacramento.....	130	236	705	30	1,437	395	151		1,083		484	9,191	30	109	372
San Benito.....					184	129	4		133		54	2,200			4
San Bernardino.....	148	334	200	63	3,579	351	126	377	1,941		686	7,758	35		1,000
San Diego.....	143	28	235	247	3,267	238		147	2,048	162	1,160	12,025	350	90	939
San Francisco.....	187	222	1,570	1,588	3,889	294	563	49	3,377	450	3,599	139,676	1,200		4,130
San Joaquin.....		98		350	1,725	411	139	40	566	35	355	6,947	37	187	808
San Luis Obispo.....				136	648		11		417		244	5,389			211
San Mateo.....					417		14		40		763	9,338			20
Santa Barbara.....			70	38	761	60	60	13	821		480	7,506	220		409
Santa Clara.....		207	165	110	3,697	413	33		2,584	293	1,180	31,063	165		861
Santa Cruz.....					833		12		878		342	6,035	40		355
Shasta.....					159	172	30		101		25	8,475			15
Sierra.....					45							530			
Siskiyou.....					540		255		16		69	1,601			8
Solano.....				60	510	46			434		455	5,416			36
Sonoma.....		132		129	1,459	492		17	691		413	8,492			728
Stanislaus.....		27		161	1,766	177	51		861		108	4,121			885
Sutter.....					366	96			50			250		93	
Tehama.....				28	625	161	12		428		52	313			34
Trinity.....												312			
Tulare.....		167	95	225	2,019	881	35	74	907		281	1,468			346
Tuolumne.....					103	50			33		85	1,427			
Ventura.....				113	1,217	75			758		122	4,341			97
Yolo.....				25	292	200			239		135	1,138	45	102	110
Yuba.....				19	81	20	9		135		177	2,313			12
County location unknown ²									21						15

¹ Includes African Methodist Episcopal, African Methodist Episcopal Zion, and Colored Methodist Episcopal.² See explanatory headnote on p. 238.

GENERAL TABLES.

TABLE 63.—NUMBER OF MEMBERS IN SELECTED DENOMINATIONS IN EACH STATE, BY COUNTIES: 1916—Contd.

COLORADO.

COUNTY.	Population: 1910.	MEMBERS: 1916.												
		All denominations.	Adventist—Seventh-day.	Baptists.		Brethren, German Baptist (Conservative Dunkers).	Congregational Churches.	Disciples of Christ.	Eastern Orthodox Churches—Russian.	Evangelical Association.	German Evangelical Synod.	Jewish congregations.	Latter Day Saints.	
				Northern Convention.	National Convention.								Church of Jesus Christ.	Reorganized Church of Jesus Christ.
The state.....	799,024	257,977	2,762	16,528	2,020	956	11,782	12,805	981	868	1,845	2,356	3,358	1,197
Adams.....	8,892	1,400	24				150							
Alamosa.....	(¹)	1,431	22	181										
Arapahoe.....	10,263	2,195		108			131	190						
Archuleta.....	3,302	1,402		46										
Baca.....	2,516	748	21	270										
Bent.....	5,043	1,539	19	217		60								
Boulder.....	30,330	11,590	361	1,071	35		899	1,212		30				
Chaffee.....	7,622	2,521	15	187			58	200						
Cheyenne.....	3,687	357												
Clear Creek.....	5,001	1,007	18											
Conejos.....	11,285	10,347		18									2,131	
Costilla.....	5,498	3,319	133											
Crowley.....	(²)	1,119		48				125		129				
Custer.....	1,947	452												
Delta.....	13,688	3,531	152	516		30	118	300			35			83
Denver.....	213,381	71,847	611	4,438	1,256	75	3,768	2,467	450	62	620	2,000	274	334
Dolores.....	642	105					9							
Douglas.....	3,192	337												
Eagle.....	2,985	505												
El Paso.....	43,321	14,993	93	1,073	250	109	1,033	1,414	181	126		117		160
Elbert.....	5,331	930				18	14	115		192				
Fremont.....	18,181	4,597	64	474	25			480						
Garfield.....	10,144	1,442	36				87	198		40				
Gilpin.....	4,131	412												
Grand.....	1,862	89					21							
Gunnison.....	5,897	1,426					17						42	
Hinsdale.....	646	88		30										
Huerfano.....	13,320	7,495	14	180	20									
Jackson.....	1,013	53												
Jefferson.....	14,231	1,809	28	238										
Kiowa.....	2,899	475						46						
Kit Carson.....	7,483	1,301	36	179			249	51						
La Plata.....	10,812	4,154	10	185				36					354	86
Lake.....	10,600	4,411												
Larimer.....	25,270	10,056	328	1,285			895	900		89	126	79		38
Las Animas.....	33,643	12,093	14	273	37			260				60		37
Lincoln.....	5,917	1,049		33		15		94						
Logan.....	9,549	4,401	21	200		47	110	160		206				
Mesa.....	22,197	6,026	112	681		223	434	633			79		213	
Mineral.....	1,239	223					95							
Moffat.....	(³)	234					102	132						
Montezuma.....	5,029	853		53									182	
Montrose.....	10,291	2,735	36	278			406	150		49				48
Morgan.....	9,577	3,547	31	121			370	233		155				
Otero.....	20,201	6,878	41	746	394	140	76	879						44
Ouray.....	3,514	345												
Park.....	2,492	199					37							
Phillips.....	3,179	1,220		140		54		86						
Pitkin.....	4,566	748												
Prowers.....	9,520	3,125	34	355		185		175						89
Pueblo.....	52,223	20,512	143	1,448			420	750	350			100	162	
Rio Blanco.....	2,332	331												
Rio Grande.....	6,563	3,163	42	202				206						
Routt.....	7,561	1,087					417							
Saguache.....	4,160	1,353		98										
San Juan.....	3,063	402					68							
San Miguel.....	4,700	591					110							
Sedgwick.....	3,061	887					90							
Summit.....	2,003	162												
Teller.....	14,351	2,888	50	355			155							
Washington.....	6,002	873					56							
Weld.....	39,177	10,293	166	801	3		1,280	889		653				
Yuma.....	8,499	2,276	87				13	250		64	58			278

¹ New county since 1910; formed from parts of Conejos and Costilla in 1913.
² New county since 1910; formed from part of Otero in 1911.

³ New county since 1910; formed from part of Routt in 1911.

RELIGIOUS BODIES.

TABLE 63.—NUMBER OF MEMBERS IN SELECTED DENOMINATIONS IN EACH STATE, BY COUNTIES: 1916—Contd.

COLORADO—Continued.

COUNTY.	MEMBERS: 1916.													
	Lutheran bodies.					Methodist bodies.			Presbyterian bodies.		Protes- tant Episcopal Church.	Roman Catholic Church.	United Breth- ren in Christ.	All other bodies.
	General Synod.	General Council.	Synodical Confer- ence.	Joint Synod of Ohio and Other States.	Synod of Iowa and Other States.	Methodist Episcopal.	Methodist Epis- copal, South.	African Methodist Epis- copal.	Presby- terian in the U. S. A.	United Presby- terian.				
The state.....	1,700	1,853	2,738	1,090	1,754	38,584	1,858	1,849	22,960	2,707	8,437	104,982	1,240	8,767
Adams.....						301			289		16	564		56
Alamosa.....			20			239			191		56	695		27
Arapahoe.....			200			398			296		91	727		54
Archuleta.....						186						1,170		
Baca.....						396								61
Bent.....		45	18			392			212			359		27
Boulder.....	112	230		113		1,810	55		1,373		321	3,324	158	486
Chaffee.....						314			314		149	1,244		
Cheyenne.....			52			66			30			125		84
Clear Creek.....		53				200			141		97	498		
Conejos.....									234	35	15	7,900		14
Costilla.....						79			119			2,988		
Crowley.....	38				168	274			43			192		102
Custer.....			200			60			5		22	165		
Delta.....			25			1,298			283	7	77	373		234
Denver.....	870	741	688	460		8,885	349	1,153	5,741	575	3,632	28,772	78	3,548
Dolores.....											18	78		
Douglas.....						106					102	129		
Eagle.....	60					74			21			350		
El Paso.....	197	151	133			2,932	338	185	2,116	218	816	2,838		513
Elbert.....	16								180			342		53
Fremont.....	125					1,116			1,081	130	212	826		64
Garfield.....			13			315	10		95		71	577		
Gilpin.....						118			50		94	150		
Grand.....									30		8	30		
Gunnison.....						103			121		58	1,085		
Hinsdale.....									10		14	34		
Huerfano.....							308	71	163		25	6,699		15
Jackson.....						53								
Jefferson.....			41			785			230		142	345		
Kiowa.....						181			78			21	107	42
Kit Carson.....			25		120	130						415		96
La Plata.....			12			248	126		435			2,536		126
Lake.....		105				108		47	266		87	3,719		
Larimer.....		98	41	67	691	1,039			1,512	585	155	1,100	315	192
Las Animas.....	70					650	281		353		191	9,762		105
Lincoln.....			78		180	258					28	185		100
Logan.....			163	140		1,021			457		61	1,756	59	
Mesa.....	43					1,636		25	745		130	982		90
Mineral.....											17	111		
Moffat.....														
Montezuma.....			27			154	111		31			288		7
Montrose.....			17			675				212	70	670		124
Morgan.....			182	108	58	783			540	374	57	400		135
Otero.....	72		41			1,785		55	802		193	1,235		375
Ouray.....						56			80		49	160		
Park.....									62		24	76		
Phillips.....		42	98			547			110			85	26	32
Pitkin.....			6			90			36		16	600		
Prowers.....			14		112	1,139			297	161	8	373		183
Pueblo.....	97	111	186			1,931	261	205	1,328	160	475	11,498	209	678
Rio Blanco.....						81					175	75		
Rio Grande.....			63			445			411		37	1,753		4
Routt.....						212					108	350		
Saguache.....			24			133	35		25		26	1,012		
San Juan.....							49					285		
San Miguel.....						49					32	400		
Sedgwick.....			8	60		476					3	250		
Summit.....						33					42	87		
Teller.....		128				545		18	468		153	1,016		
Washington.....			51	66	30	165			313			83	71	38
Weld.....		149	150	76	395	2,183		25	833	250	264	1,120	161	895
Yuma.....			162			691			410				56	207

GENERAL TABLES.

TABLE 63.—NUMBER OF MEMBERS IN SELECTED DENOMINATIONS IN EACH STATE, BY COUNTIES: 1916—Contd.
CONNECTICUT.

COUNTY.	Popula- tion: 1910.	MEMBERS: 1916.													
		All denomi- nations.	Bap- tists— Northern Conven- tion.	Congre- gational Churches.	Eastern Ortho- dox Churches.		Jewish congre- gations.	Lutheran bodies.		Methodist bodies.		Pres- by- terian Church in the U. S. A.	Protes- tant Episco- pal Church.	Roman Catholio Church.	All other bodies.
					Greek (Hel- lenic).	Russian.		General Council.	Synod- ical Confer- ence.	Method- ist Episco- pal.	Afri- can Meth- odists. ¹				
The state	1,114,756	724,692	26,243	71,188	1,969	8,507	8,688	14,971	5,588	36,181	2,401	3,143	48,854	483,834	13,125
Fairfield.....	245,322	159,657	4,183	10,995	700	2,848	975	1,259	1,602	10,512	854	2,028	12,868	105,265	5,568
Hartford.....	250,182	164,293	5,606	18,472	469	995	4,704	5,545	2,128	7,398	528	855	9,654	105,368	2,571
Litchfield.....	70,260	38,923	665	7,900	118	1,176	153	2,917	47	4,190	21,563	188
Middlesex.....	45,637	24,005	989	4,051	1,598	140	1,913	5	2,469	12,783	67
New Haven.....	337,282	247,920	6,690	18,462	300	3,937	2,101	4,228	1,127	9,368	812	260	16,250	180,628	3,757
New London.....	91,253	48,689	6,272	5,809	500	547	888	447	40	2,061	134	2,369	29,098	524
Tolland.....	26,459	11,503	279	2,605	368	337	822	636	6,214	242
Windham.....	48,361	29,702	1,559	2,894	62	20	350	55	1,190	21	428	22,915	208

¹ Includes African Methodist Episcopal, African Methodist Episcopal Zion, and Union American Methodist Episcopal.

DELAWARE.

COUNTY.	Popula- tion: 1910.	MEMBERS: 1916.													
		All denomi- nations.	Bap- tists— Northern Conven- tion.	Disciples of Christ.	Friends (Hicks- ite).	Luther- an— General Coun- cil.	Methodist bodies.					Pres- by- terian Church in the U. S. A.	Protes- tant Episco- pal Church.	Roman Catholic Church.	All other bodies.
							Method- ist Episco- pal.	Methodist Protes- tant.	African Method- ist Episco- pal.	Union Ameri- can Method- ist Episco- pal.	African Union Method- ist Protes- tant.				
The state	202,322	86,524	3,651	335	527	940	28,004	4,598	3,290	732	1,629	6,197	4,656	30,183	1,782
Kent.....	32,721	9,972	278	46	5,646	984	1,112	85	125	280	456	804	156
New Castle.....	123,188	60,160	3,295	481	940	12,256	216	1,290	612	1,504	5,249	3,631	29,238	1,448
Sussex.....	46,413	16,354	78	335	10,102	3,398	888	35	668	551	141	158
County location un- known ¹	38	18	20

¹ See explanatory headnote on p. 238.

DISTRICT OF COLUMBIA.

[No county organization. See Washington city, coextensive with the District of Columbia, p. 512.]

RELIGIOUS BODIES.

TABLE 63.—NUMBER OF MEMBERS IN SELECTED DENOMINATIONS IN EACH STATE, BY COUNTIES: 1916—Contd.

FLORIDA.

COUNTY.	Popula- tion: 1910.	MEMBERS: 1916.														
		All denomi- nations.	Adventist bodies.		Baptist bodies.						Churches of Christ.	Churches of God, General Assem- bly.	Congre- gational Churches.	Disci- ples of Christ.	Eastern Orthodox Churches —Greek (Hellenic).	Independ- ent churches.
			Advent Chris- tian.	Seventh- day Advent- ist.	Baptists.			Free Will.	Primi- tive.	Colored Primi- tive.						
					Southern Conven- tion.	National Conven- tion.										
The state.....	752,619	324,856	1,954	1,259	57,732	69,865	1,424	1,898	3,510	2,865	1,294	2,878	3,790	1,700	479	
Alachua.....	34,305	16,349	187	65	2,857	4,149	27	66	357	15	
Baker.....	4,805	1,204	143	230	96	42	24	
Bay.....	(1)	2,691	201	21	567	420	34	
Bradford.....	14,090	5,038	23	1,671	842	180	175	326	62	322	
Brevard.....	4,717	4,145	57	12	285	482	37	9	46	52	
Broward.....	(2)	612	182	240	
Calhoun.....	7,465	2,014	65	558	380	208	15	
Citrus.....	6,731	2,150	414	747	14	108	
Clay.....	6,116	2,282	60	761	714	13	
Columbia.....	17,689	6,341	353	1,121	881	38	20	10	
Dade.....	11,933	7,696	125	948	1,425	16	56	103	150	
De Soto.....	14,200	7,195	89	2,578	817	55	97	102	124	58	70	
Duval.....	75,163	36,705	172	162	3,308	8,848	70	312	
Escambia.....	38,029	13,913	43	2,213	3,393	43	264	329	9	173	200	
Franklin.....	5,201	1,995	246	549	
Gadsden.....	22,198	6,959	1,350	1,138	65	347	
Hamilton.....	11,825	2,984	168	611	673	206	80	
Hernando.....	4,997	1,742	371	602	18	28	
Hillsborough.....	78,374	24,215	196	107	4,188	2,034	272	1,656	218	205	258	250	56	
Holmes.....	11,557	3,580	1,936	70	57	61	56	
Jackson.....	29,821	15,271	2,961	5,023	528	7	30	53	
Jefferson.....	17,210	6,302	558	2,293	
Lafayette.....	6,710	3,281	1,695	290	77	36	76	
Lake.....	9,509	4,721	862	886	76	44	107	
Lee.....	6,294	2,623	647	326	192	
Leon.....	19,427	6,344	593	1,804	47	25	16	
Levy.....	10,361	3,324	802	1,033	23	25	
Liberty.....	4,700	1,636	292	320	135	
Madison.....	16,919	5,975	1,375	2,068	194	
Manatee.....	9,550	6,000	113	1,340	1,097	28	279	92	
Marion.....	26,941	11,019	24	1,658	4,252	170	13	160	
Monroe.....	21,563	8,196	14	148	30	64	26	160	
Nassau.....	10,525	4,108	639	1,377	
Okaloosa.....	(3)	2,594	916	764	7	369	
Orange.....	19,107	6,824	193	1,156	1,138	48	70	12	369	104	11	
Osceola.....	5,507	2,662	28	664	275	100	12	
Palm Beach.....	5,577	3,216	35	206	901	200	25	
Pasco.....	7,502	3,105	819	505	50	12	18	25	
Pinellas.....	(4)	8,943	77	869	1,314	22	38	86	129	223	160	1,500	
Polk.....	24,148	12,770	13	3,231	2,159	176	773	33	250	15	
Putnam.....	13,096	5,987	29	1,045	1,978	22	81	
St. Johns.....	13,208	6,443	122	1,183	17	10	
St. Lucie.....	4,075	2,954	12	355	367	26	38	
Santa Rosa.....	14,897	4,303	12	993	1,245	26	74	60	
Seminole.....	(5)	4,404	627	1,158	96	
Sumter.....	6,696	3,109	983	473	96	42	66	
Suwannee.....	18,603	7,738	495	1,795	2,221	176	69	140	23	
Taylor.....	7,103	2,471	563	721	67	69	80	37	
Volusia.....	16,510	7,947	62	843	1,585	51	36	431	170	15	
Wakulla.....	4,802	1,309	356	437	179	
Walton.....	16,460	4,845	1,305	1,234	48	
Washington.....	16,403	4,172	903	774	114	25	
County location un- known ⁶	450	103	9	130	

1 New county since 1910; formed from part of Washington in 1913.

2 New county since 1910; formed from parts of Dade and Palm Beach in 1915.

3 New county since 1910; formed from parts of Santa Rosa and Walton in 1915.

4 New county since 1910; formed from part of Hillsborough in 1912.

5 New county since 1910; formed from part of Orange in 1913.

6 See explanatory headnote on p. 238

GENERAL TABLES.

TABLE 63.—NUMBER OF MEMBERS IN SELECTED DENOMINATIONS IN EACH STATE, BY COUNTIES: 1916—Contd.

FLORIDA—Continued.

COUNTY.	MEMBERS: 1916.													
	Jewish congregations.	Latter Day Saints—Church of Jesus Christ.	Lutheran bodies.		Methodist bodies.					Presbyterian bodies.		Protestant Episcopal Church.	Roman Catholic Church.	All other bodies.
			United Synod, South.	Synodical Conference.	Methodist Episcopal.	Methodist Episcopal, South.	African Methodist Episcopal.	African Methodist Episcopal Zion.	Colored Methodist Episcopal.	Presbyterian in the U. S. A.	Presbyterian in the U. S.			
The state.....	746	2,608	555	590	12,418	51,505	39,402	11,496	2,832	2,471	10,170	10,399	24,650	4,366
Alachua.....					2,180	2,252	1,975	918	59	25	584	323	132	178
Baker.....		332			149	120	61					4		3
Bay.....					133	528	549	42		36	116	12	32	
Bradford.....					285	534	434			52	6	67		59
Brevard.....					389	278	440	1,271		186		233	368	
Broward.....					29	100								61
Calhoun.....					355		352		16		7			58
Citrus.....					7	332	300		42	45	42	37	8	54
Clay.....					10	222	337			43		50	52	20
Columbia.....		715	150		753	1,025	924		30		219	42	60	
Dade.....	95			24	729	1,071	409	515		362		494	733	239
De Soto.....					23	1,897	366		29	106	286	134	235	79
Duval.....	325	806	317		1,847	3,136	4,258	242	352	150	2,118	2,497	6,140	382
Escambia.....	250			270	254	2,420	384	1,639	257			824		406
Franklin.....						459	614					114	13	
Gadsden.....						1,316	1,969	53	195		359	75	21	71
Hamilton.....						438	650		100		40		6	12
Hernando.....					37	488	95				43	6	54	
Hillsborough.....			90		733	4,375	1,644	334	77		1,056	856	5,267	399
Holmes.....		243				933	90				53			81
Jackson.....						2,465	3,049	27	639		109	40		340
Jefferson.....					15	750	2,406	23	12		118	62	37	28
Lafayette.....		264			37	702	129				37	14		
Lake.....					242	896	894	22	12	201	147	149	85	22
Lee.....						710	245			129	5	86	283	
Leon.....						950	1,823	65	325		266	237	115	78
Levy.....					204	520	692					15		10
Liberty.....		130				261	372				17			109
Madison.....	48					1,128	897				133	15	36	81
Manatee.....					156	1,596	652				297	169	171	10
Marion.....					800	1,420	1,467	318	33	70	341	174	103	16
Monroe.....	28				135	1,188	79	920		21	815	4,500	68	68
Nassau.....					156	588	242	500			130	196	230	50
Okaloosa.....					73	216	107	38			40		23	41
Orange.....			109		216	1,243	986		85	28	480	396	341	85
Osceola.....					248	452	166	61		195		44	116	81
Palm Beach.....				70	75	544	307		39			268	299	23
Pasco.....					160	592	307				64	30	447	43
Pinellas.....			41		591	1,738	161	500	129	69	530	339	358	69
Polk.....			47	27	230	2,767	1,084	296	82	218	309	280	418	362
Putnam.....		118			65	680	760	336		143	155	290	285	
St. Johns.....					381	592	902	165	23	248		347	2,453	
St. Lucie.....					40	399	407	730	30	109		89	277	
Santa Rosa.....						845	287	337	40		122	28		234
Seminole.....					41	706	609	555		23	240	131	218	
Sumter.....						814	447	20	105	7	56			
Suwannee.....					30	973	1,141	316	20		184	36	60	54
Taylor.....						504	165				10	24	75	156
Volusia.....					860	648	1,146	1,100		26	197	313	402	62
Wakulla.....						91	216		30					
Walton.....					34	929	534	20			566	44		131
Washington.....						1,313	648	133	71		125			66
County location unknown ¹					71								97	40

¹ See explanatory headnote on p. 238.

RELIGIOUS BODIES.

TABLE 63.—NUMBER OF MEMBERS IN SELECTED DENOMINATIONS IN EACH STATE, BY COUNTIES: 1916—Contd.

GEORGIA.

COUNTY.	Popula- tion: 1910.	MEMBERS: 1916.													
		All denomi- nations.	Advent Chris- tian Church.	Baptist bodies.						Churches of Christ.	Congre- gational Churches.	Disciples of Christ.	Eastern Orthodox Churches —Greek (Hellen- ic).	Jewish congre- gations.	Latter Day Saints— Church of Jesus Christ.
				Baptists.		Free Will.	Colored Free Will.	Primi- tive.	Colored Primi- tive.						
				Southern Conven- tion.	National Conven- tion.										
The state	2,609,121	1,234,132	1,429	305,055	400,214	6,152	1,592	15,871	2,924	2,671	6,119	16,885	1,330	2,880	2,615
Appling	12,318	4,117	41	1,312	667	196						256			
Bacon	(¹)	1,425		439	273	103	22	44							
Baker	7,973	3,560		488	1,269	353		67							
Baldwin	18,354	8,468		744	3,631			133				22			
Banks	11,244	4,848		2,800	453	24						350			
Barrow	(²)	5,163		1,612	478							1,027			
Bartow	25,388	10,751		5,056	1,807			50		75	9	125			
Ben Hill	11,863	5,170		1,363	1,608		65	109				208			
Berrien	22,772	7,529	75	1,803	1,527	108		693				59			
Bibb	56,646	30,901		4,245	10,278	49		403	188	60	108	350			312
Bleckley	(³)	3,853		1,130	1,854	44		31			39				
Brooks	23,832	10,804		1,697	5,345		122	88	8	103					
Bryan	6,702	2,974		732	1,478			87			23	50			
Bulloch	26,464	7,894		2,120	2,559			1,052	48		32	15			
Burke	27,268	25,817		1,085	19,680							195			
Butts	13,624	8,655		1,704	4,355			80				150			
Calhoun	11,334	4,815		998	1,546	170	276	75	57						
Camden	7,690	3,250		206	1,517										
Campbell	10,874	6,213		2,304	787							348			
Candler	(⁴)	2,286		522	938			273							
Carroll	30,855	14,515		5,214	2,090			383		13	58	375			
Catoosa	7,184	2,059		1,214	31			26							
Charlton	4,722	924		162	259	49		11			18				
Chatham	79,690	36,621		3,383	11,974			75			353	471	640	275	
Chattahoochee	5,586	2,073		176	681			137							
Chattooga	13,608	5,549		2,325	334			22		274					
Cherokee	16,661	7,317		4,513	146			110				45			
Clarke	23,273	8,972		1,965	2,015			30			85	317		175	
Clay	8,960	4,296		735	1,165										
Clayton	10,453	4,964		1,532	1,236			132				39			
Clinch	8,424	2,443		279	820	55		157	12						
Cobb	28,397	14,118		5,255	2,051			139		112	72	180			
Coffee	21,953	9,937		1,921	1,615		421	265			61				1,607
Colquitt	19,789	9,029		3,773	1,814	39		168	18	7	130				
Columbia	12,328	5,311		819	3,030										
Coweta	28,800	18,124		3,018	8,786			6				74			
Crawford	8,310	2,422		183	652			231			113				
Crisp	16,423	8,594	35	1,747	4,414	13		43	95						
Dade	4,139	1,274		355						200					
Dawson	4,686	2,075		1,640							30				
Decatur	29,045	12,813		2,079	4,871	569		113	26	45		100		60	
Dekalb	27,881	12,963		3,532	2,485			135			33	90			
Dodge	20,127	10,460		3,260	4,101	208		137	15			180			
Dooly	20,554	9,777		1,934	4,524	254		137	17			180			
Dougherty	16,035	7,376		630	4,082				41	35	36			305	
Douglas	8,953	4,296		1,711	839			108				48			
Early	18,122	7,040		1,263	1,802	536		38	11						
Echols	3,309	1,660		220	272			169		25					
Effingham	9,971	5,407		1,143	1,151					34		110			
Elbert	24,125	11,196		3,105	3,688						75				
Emanuel	25,140	11,952	212	1,925	4,599	186		1,001	21						
Evans	(⁵)	3,277		494	1,051			116			87	95			
Fannin	12,574	4,445		3,314	42			62			26	136			
Fayette	10,966	7,214		1,613	2,515			34				179			
Floyd	36,736	14,314		4,950	2,290			157		40	47	164		20	
Forsyth	11,940	6,373		5,485				27							
Franklin	17,894	9,800		1,316	4,355										
Fulton	177,733	85,413		17,464	15,986			179	31	357	1,783	282	690	1,545	208
Gilmer	9,237	3,828		2,794	32			123				30			
Glascock	4,669	1,747		967	310			50							
Glynn	15,720	8,948	105	281	5,144									100	
Gordon	15,861	6,511		4,116	570			23		7	21				
Grady	18,457	5,809		2,004	967	90		181			54				
Greene	18,512	9,328		1,912	4,515										
Gwinnett	28,824	10,716		5,161	1,017			227			248	122			
Habersham	10,134	4,449		3,048	30						140	25			
Hall	25,730	11,812		7,182	206						123				
Hancock	19,189	10,181		1,427	4,082							60			
Haralson	13,514	5,244		2,616	429			219		60		218			112
Harris	17,886	10,650		1,685	5,387			88	35						
Hart	16,216	7,724		3,611	1,386			25							
Heard	11,189	5,518		1,801	2,309			138				125			
Henry	19,927	13,035		1,933	6,735			151			24	273			
Houston	23,609	10,614		780	3,816			108			201				
Irwin	10,461	3,494		945	1,323		15	390	12						

¹ New county since 1910; formed from parts of Appling, Pierce, and Ware in 1914.
² New county since 1910; formed from parts of Gwinnett, Jackson, and Walton in 1914.
³ New county since 1910; formed from part of Pulaski in 1913.
⁴ New county since 1910; formed from parts of Bulloch, Emanuel, and Tattnall in 1914.
⁵ New county since 1910; formed from parts of Bulloch and Tattnall in 1914.

GENERAL TABLES.

TABLE 63.—NUMBER OF MEMBERS IN SELECTED DENOMINATIONS IN EACH STATE, BY COUNTIES: 1916—Contd.

GEORGIA—Continued.

COUNTY.	Popula- tion: 1910.	MEMBERS: 1916.													
		All denomi- nations.	Advent Chris- tian Church.	Baptist bodies.						Churches of Christ.	Congre- gational Churches.	Disciples of Christ.	Eastern Orthodox Churches —Greek (Hellen- ic).	Jewish congre- gations.	Latter Day Saints— Church of Jesus Christ.
				Baptists.		Free Will.	Colored Free Will.	Primi- tive.	Colored Primi- tive.						
				Southern Conven- tion.	National Conven- tion.										
Jackson.....	30,169	9,078		3,893	864			13			16	552			
Jasper.....	16,552	7,340		1,144	2,128			111				40			
Jeff Davis.....	6,050	2,219		1,029	288		50			6					
Jefferson.....	21,379	13,890	13	2,496	6,166	160		112							
Jenkins.....	11,520	6,159		1,387	3,483	165		25			54				
Johnson.....	12,897	6,005		1,346	2,035			227	33			120			
Jones.....	13,103	4,835		523	800			115	60	113					
Laurens.....	35,501	22,421		5,594	11,051			63				407			
Lee.....	11,679	3,883		509	2,654				19	40					
Liberty.....	12,924	7,727		1,148	4,123	13		52			220				
Lincoln.....	8,714	4,276		1,569	1,593										
Lowndes.....	24,436	10,825		1,613	3,954			274	18	601		412			
Lumpkin.....	5,444	2,623		1,588	66										
McDuffie.....	10,325	4,946	195	1,093	1,867										
McIntosh.....	6,442	3,968		40	3,219										
Macon.....	15,016	5,623		331	1,665	119		80	328						
Madison.....	16,851	6,882		3,252	1,046			141			27	250			
Marion.....	9,147	3,552		397	642	169		91	101						
Meriwether.....	25,180	20,786		2,416	12,958			224	20	40	95	35			
Miller.....	7,986	3,491		658	1,400	717		50							
Milton.....	7,239	2,821		1,640				243			55				
Mitchell.....	22,114	10,883		2,522	5,386	187		76	39						
Monroe.....	20,450	10,526		1,129	4,599			312	5		158				
Montgomery.....	19,638	5,095	353	1,418	1,334		65	62							
Morgan.....	19,717	9,996		1,313	6,339				40			69			
Murray.....	9,763	2,942		1,826	88										
Muscogee.....	36,227	16,160		2,502	3,614	180		78	77	25	160	61		400	
Newton.....	18,449	7,169		1,101	2,122			116			136	30			
Oconee.....	11,104	5,522		902	2,251			19				1,363			
Oglethorpe.....	18,680	6,335		1,888	2,637			16				225			
Paulding.....	14,124	6,067		3,810	712			98				125			
Pickens.....	9,041	5,183		4,379								335			
Pierce.....	10,749	2,904	73	627	617	216	98	220							
Pike.....	19,495	13,831		2,202	6,970			173			143	350			
Polk.....	20,203	7,494		3,284	1,463			61		107	60				
Pulaski.....	22,835	5,584		1,296	2,593	47		51	49						
Putnam.....	13,876	6,101		636	1,873			21	190						
Quitman.....	4,594	504		270	120										
Rabun.....	5,562	2,228		1,825											
Randolph.....	18,841	6,284		1,760	827	64		16	44						
Richmond.....	58,886	30,332	85	3,502	11,645						50	981		376	
Rockdale.....	8,916	4,518		1,019	1,794			47			25	35			
Schley.....	5,213	1,978		218	658	44		33	80						
Screven.....	20,202	11,926		2,540	4,218							385			
Spalding.....	19,741	12,873		2,359	6,354			48				327			
Stephens.....	9,728	4,304		2,623	655										
Stewart.....	13,437	5,770		823	1,822			31	122						
Sumter.....	29,092	11,414		2,023	4,630	40		113	300		14				
Talbot.....	11,696	6,472		539	2,290			103	68						
Taliaferro.....	8,766	5,555		707	3,802										
Tattnall.....	18,569	5,157		1,377	848	334		636			36				
Taylor.....	10,839	5,074		571	2,112	313		178							
Telfair.....	13,288	7,571		1,642	1,259		10	8				25			
Terrell.....	22,003	5,621		1,113	1,032		65	108	40						
Thomas.....	29,071	15,680		3,156	5,792			175			91	131			
Tift.....	11,487	3,821		1,577	592		31	232							
Toombs.....	11,206	4,573	123	1,402	916	52	52	146							
Towns.....	3,932	1,996		1,407											
Troup.....	26,228	17,757		1,953	8,645			148			36	82			
Turner.....	10,075	4,290		1,455	1,055	38	44	42	23						
Twiggs.....	10,736	5,521		608	3,883			62							
Union.....	6,918	3,012		2,287							20				
Upson.....	12,757	6,610		1,138	2,235			273			127				
Walker.....	18,692	6,821	106	3,189	585					196					
Walton.....	25,393	9,162		2,687	2,114			389				755			
Ware.....	22,957	7,983		1,482	1,304		71	127			211	26			
Warren.....	11,860	6,206		696	2,816										
Washington.....	28,174	17,957		3,832	8,783			116			78	699			
Wayne.....	13,069	4,642		1,803	875	34	34	220							
Webster.....	6,151	1,390		462	365			29	10						
Wheeler.....	(4)	3,284	13	946	972	35		27				75			
White.....	5,110	2,332		901	43										
Whitfield.....	15,934	5,644		2,047	231					97		77			
Wilcox.....	13,486	6,494		2,287	2,189	139	17	53							
Wilkes.....	23,441	7,932		2,265	2,949							70			
Wilkinson.....	10,078	6,113		668	2,882			127	15						
Worth.....	19,147	7,744		2,567	2,484	148	26	60	213						
County location un- known ¹		1,951		309	803			281							

¹ New county since 1910: formed from part of Montgomery in 1913.

² See explanatory headnote on p. 238.

RELIGIOUS BODIES.

TABLE 63.—NUMBER OF MEMBERS IN SELECTED DENOMINATIONS IN EACH STATE, BY COUNTIES: 1916—Contd.

GEORGIA—Continued.

COUNTY.	MEMBERS: 1916.												
	Lutheran— United Synod, South.	Methodist bodies.							Presbyterian bodies.		Prot- estant Episcopal Church.	Roman Catholic Church.	All other bodies.
		Methodist Episcopal.	Method- ist Prot- estant.	Methodist Episcopal, South.	Congre- gational Method- ist.	African Methodist Episcopal.	African Method- ist Epis- copal Zion.	Colored Methodist Episcopal.	Presby- terian in the U. S. A.	Presby- terian in the U. S.			
The state.....	3,739	28,749	2,884	219,755	2,385	89,295	5,523	49,976	2,223	25,181	11,098	18,214	9,373
Appling.....		115		1,344				168					18
Bacon.....				457				51					36
Baker.....				25				177		1,103	39	39	
Baldwin.....				2,170				532		835	260		75
Banks.....		28		694				35		194	270		
Barrow.....			140	1,572			64	170			30		69
Bartow.....		225		2,052			798				360	23	171
Ben Hill.....		185		814			324		243		57	40	74
Berrien.....		27		2,049			689		153		18		185
Bibb.....	65	61		5,926		3,342			2,232	92	1,086	891	123
Bleckley.....				443				180					
Brooks.....				1,619				1,265			132	26	73
Bryan.....				320				156			42	9	
Bulloch.....		248		1,283				321	46		78	4	
Burke.....		560		1,545				305	1,682	383	190	10	136
Butts.....				792	242			604			129		11
Calhoun.....				575				737			30		
Camden.....		415		616				324			38	123	5
Campbell.....		775	330	1,132				416			20		25
Candler.....		237		140				133			10		
Carroll.....	15	1,216	464	4,068	275			125			137	12	70
Catoosa.....		51		610				63	15		49		
Charlton.....		66		322				37					
Chatham.....	1,487	435	38	3,919			3,181			600	173	737	2,220
Chattahoochee.....				291			290			498			6,188
Chattooga.....		160		1,194					813		420		7
Cherokee.....		184		2,099				116			32		72
Clarke.....		8		2,562				488	11	157	769	230	125
Clay.....				1,763				1,763	3		50	6	35
Clayton.....		484		839				405			293		4
Clineh.....				628				479					13
Cobb.....		225	65	3,754				766			36		13
Coffee.....		35		1,817				965	280		1,174	276	231
Colquitt.....				1,723				680			22	16	367
Columbia.....				1,076				7	60		278	15	52
Coweta.....	137	1,317	70	2,642			1,095			510	107	181	7
Crawford.....				532				297					49
Crisp.....		62		1,076				313			91	60	16
Dade.....				540					39				59
Dawson.....		48		357									
Decatur.....				1,916	37		2,404			84			30
Dekalb.....		103	185	4,348	40		540				67	371	56
Dodge.....		475		1,010			553					1,028	210
Dooly.....				1,650			100			488		28	5
Dougherty.....				850			396			1,294		4	
Douglas.....		350		1,004				197					39
Early.....				1,216				197					
Echols.....				766				1,615			545	14	74
Effingham.....	797			1,365				88			46		
Elbert.....		266		2,415				797				10	123
Emanuel.....		105		2,063				190		1,163	158	11	2
Evans.....		48		1,151			1,449	8					111
Fannin.....		582		214			212				20		23
Fayette.....		1,120	153	1,327				273	69				
Floyd.....		705		3,717	112		713	133		215	50	610	182
Forsyth.....				861									
Franklin.....		215		1,998						988		222	424
Fulton.....	380	3,095	270	18,167	70		6,737	108		983	281	6,214	2,589
Gilmer.....		559		290									4,802
Glascocock.....				290	130								1,318
Glynn.....	50	415		906			475			226		191	32
Gordon.....				1,596								35	143
Grady.....				1,624	165		574			95		41	14
Greene.....				1,202			1,094	1			45	359	185
Gwinnett.....		766		2,719			160	60				230	6
Habersham.....		77		881						98		123	5
Hall.....		452		3,117			90			270		211	34
Hancock.....				1,339			2,159			984		103	18
Haralson.....		183	285	932	110		45					9	
Harris.....		352		1,030			200			1,873		32	
Hart.....				1,542						986		122	40
Heard.....		68		921	121		35						12
Henry.....		1,163	179	1,964			243					318	52
Houston.....				1,579			1,311			2,480		88	22
Irwin.....				307			361			141			

GENERAL TABLES.

TABLE 63.—NUMBER OF MEMBERS IN SELECTED DENOMINATIONS IN EACH STATE, BY COUNTIES: 1916—Contd.

GEORGIA—Continued.

COUNTY.	MEMBERS: 1916.												
	Lutheran—United Synod, South.	Methodist bodies.						Presbyterian bodies.		Prot-estant Episcopal Church.	Roman Catholic Church.	All other bodies.	
		Methodist Episcopal.	Method-ist Prot-estant.	Methodist Episcopal, South.	Congre-gational Method-ist.	African Methodist Episcopal.	African Method-ist Epis-copal Zion.	Colored Methodist Episcopal.	Presby-terian in the U. S. A.				Presby-terian in the U. S.
Jackson		254		2,523		501		84		328			50
Jasper				1,013		1,686		1,098		120			
Jeff Davis				227		227		143		50			
Jefferson				1,774	26	1,740		1,149					254
Jenkins		40		756		221		28					
Johnson				1,504		625		80				7	28
Jones		12		568	70	2,158		399				17	
Laurens		16		2,927		1,503		618		91	40	50	61
Lee				248		367		40	634	46			
Liberty				386		853		40		222		36	
Lincoln				438				606		31			39
Lowndes				1,603		1,672		191		230	56	115	86
Lumpkin		38		857				24		10			40
McDuffie				912		351		524		4			
McIntosh				247		263		28	21	38	108	32	
Macon	148			1,172		207		1,053		15			150
Madison				1,109				571		336			16
Marion				946		557		603		30			
Meriwether		993		2,374		214		1,233		108	17	59	
Miller				448	28	45		135					10
Milton		79		793									11
Mitchell				1,548		669		385		61		10	
Monroe		742		1,567	434	1,411		140		29			
Montgomery		86		736		625				178			238
Morgan		15		1,523		280		230	5	56	15		111
Murray		333		528		10				6			151
Muscogee		40	97	3,673		2,297	146	854		735	623	340	258
Newton		792	200	1,635		398	30	238		257			114
Oconee				824		105				5			53
Oglethorpe				924		173	359		8	68			37
Paulding				1,117	65	140							
Pickens		52		387									30
Pierce		48		611		263		12		103	7	4	5
Pike		858		1,278	65	537		1,137		59	17		42
Folk		374	6	1,279	177	476	12			135	46		14
Pulaski				677		419		384			58	10	
Putnam				1,433		1,863				85			
Quitman				114									
Rabun				387			16						
Randolph			149	1,200		1,871		256		75	14	8	
Richmond	580	75		4,529		950	292	1,457	96	1,243	1,118	3,105	248
Rockdale				741		108	16	375	62	296			
Schley				500		445							
Screven		987		1,854		1,656	23	173				90	
Spalding		994	58	1,746		335		292		183	98	30	49
Stephens				433				403		127	11		52
Stewart				703		1,990		197					82
Sumter	105			2,346		1,285		250	8	130	104	55	11
Talbot				1,142		1,083		175		55	17		
Taliaferro				471				426		112		37	
Tattnall		175		1,445		238	50				4		14
Taylor				1,312		317		271					
Telfair		200		2,084		567		1,713		41	11		11
Terrell				1,466		1,387		312		40	3	11	
Thomas	22			2,768	32	1,412		1,530		406	143	14	30
Tift				888		286		84		33	8	25	65
Toombs		79		1,291		260		50		121	12		69
Towns		200		389									
Troup		1,237		2,955		253		1,601		308	130	38	371
Turner		13		1,125		239		146				5	105
Twiggs				541				527					
Union				660								7	38
Upson				1,246	101	838		626		26			
Walker		512	34	1,656	61	10	243		16	115			98
Walton				2,215		234	643						125
Ware		143		2,114		644		309		400	149	329	674
Warren				1,135		1,206		353					
Washington				1,936		1,983		462		14	22	32	
Wayne				792		375				33	33	8	203
Webster	3	178	86	150		179		95					
Wheeler				1,060		5		104	29				18
White		199		1,105						75	9		
Whitfield		43		1,612		80	110		108	309	15		15
Wilcox				875		392		506				6	30
Wilkes				1,388		489	85	609	44	60	10	23	
Wilkinson			75	662		104		496				14	
Worth				1,457	24	589		68		67			41
County location un-known ¹		528											30

¹ See explanatory headnote on p. 238.

RELIGIOUS BODIES.

TABLE 63.—NUMBER OF MEMBERS IN SELECTED DENOMINATIONS IN EACH STATE, BY COUNTIES: 1916—Contd.

IDAHO.

COUNTY.	Popula- tion: 1910.	MEMBERS: 1916.													
		All denomi- nations.	Ad- vent- ist— Sev- enth- day.	Bap- tists— Northern Conven- tion.	Breth- ren, German Baptist (Conserv- ative Dun- kers).	Congre- gational Churches.	Dis- ciples of Christ.	Latter Day Saints— Church of Jesus Christ.	Lutheran bodies.		Meth- odist Epi- scopal Church.	Presby- terian Church in the U. S. A.	Prot- estant Epi- scopal Church.	Roman Catholic Church.	All other bodies.
									General Council.	Syn- odical Con- ference.					
The state.....	325,594	135,386	1,065	5,682	743	2,827	5,065	72,439	743	902	11,373	6,943	2,404	17,947	7,253
Ada.....	29,088	8,413	222	955	68	625	741	407	40	12	1,577	1,039	529	1,500	698
Adams.....	(1)	229	112	31	4	40	42
Bannock.....	19,242	13,034	24	179	143	100	10,093	300	181	255	1,364	395
Bear Lake.....	7,729	7,165	7,003	48	35	27	52
Benevolence.....	(2)	1,355	12	34	153	146	949	61
Bingham.....	23,306	9,595	16	288	10	7,303	99	49	366	349	111	662	342
Blaine.....	8,387	1,964	75	1,354	111	45	44	278	57
Boise.....	5,250	369	25	25	49	31	26	184	29
Bonner.....	13,588	1,907	167	109	80	314	150	40	768	266
Bonneville.....	(3)	6,488	184	117	4,926	88	99	444	54	450	126
Boundary.....	(4)	478	75	29	210	164
Canyon.....	25,323	6,744	109	894	194	274	558	297	20	87	1,268	870	168	871	1,134
Cassia.....	7,197	7,601	27	102	185	6,941	141	153	22	30
Clearwater.....	(5)	649	17	46	109	138	17	209	113
Custer.....	3,001	1,105	21	800	12	160
Elmore.....	4,785	691	14	112	177	137	56	195
Franklin.....	(6)	3,541	3,541
Fremont.....	24,606	6,680	24	15	5,621	113	132	198	31	400	146
Gem.....	(7)	1,368	25	232	125	446	40	395	89	16
Gooding.....	(8)	992	164	351	177	40	160	100
Idaho.....	12,384	3,303	67	186	34	264	25	188	438	57	1,900	144
Jefferson.....	(9)	4,073	40	3,938	57	10	8	20
Kootenai.....	22,747	4,104	75	360	22	181	53	874	525	126	1,533	355
Latah.....	18,818	4,945	184	205	60	147	405	443	877	626	72	1,026	900
Lemhi.....	4,786	643	25	33	98	91	54	342
Lewis.....	(6)	1,180	20	176	334	96	130	272	152
Lincoln.....	12,676	1,235	143	125	85	45	243	134	83	312	65
Madison.....	(9)	5,767	5,723	44
Minidoka.....	(8)	2,867	16	99	63	285	1,539	139	300	110	38	152	126
Nez Perce.....	24,860	3,561	63	149	144	295	31	525	367	104	1,252	631
Oneida.....	15,170	8,036	12	7,870	40	114
Owyhee.....	4,044	277	141	23	24	89
Power.....	(10)	1,919	152	96	1,274	135	14	65	183
Shoshone.....	13,963	2,159	219	259	206	1,445	30
Teton.....	(11)	2,417	2,352	21	44
Twin Falls.....	13,543	6,270	28	538	104	862	926	192	1,514	1,002	76	735	293
Washington.....	11,101	2,076	124	353	74	193	250	229	90	316	447
County location un- known ¹²	186	140	4	26	16

¹ New county since 1910; formed from part of Washington in 1911.
² New county since 1910; formed from part of Kootenai in 1915.
³ New county since 1910; formed from part of Bingham in 1911.
⁴ New county since 1910; formed from part of Bonner in 1915.
⁵ New county since 1910; formed from part of Nez Perce in 1911.
⁶ New county since 1910; formed from part of Oneida in 1913.

⁷ New county since 1910; formed from parts of Boise and Canyon in 1915.
⁸ New county since 1910; formed from part of Lincoln in 1913.
⁹ New county since 1910; formed from part of Fremont in 1914.
¹⁰ New county since 1910; formed from parts of Bingham, Blaine, Cassia, and Oneida in 1913.
¹¹ New county since 1910; formed from part of Madison in 1915.
¹² See explanatory headnote on p. 238.

ILLINOIS.

COUNTY.	Popula- tion: 1910.	MEMBERS: 1916.													
		All denomi- nations.	Baptists.			Chris- tian Church (Chris- tian Conven- tion).	Churches of Christ.	Congre- gational Churches.	Disciples of Christ.	Eastern Orthodox Churches —Greek (Hellen- ic).	Evan- gelical Associ- ation.	German Evan- gelical Synod.	Jewish congre- gations.	Lutheran bodies.	
			North- ern Con- vention.	South- ern Con- vention.	Nation- al Con- vention.									General Synod.	General Coun- cil.
The state.....	5,638,591	2,522,373	84,406	62,822	23,224	8,391	6,726	57,926	116,639	15,050	9,408	71,274	33,377	23,673	42,726
Adams.....	64,588	29,270	1,220	104	355	1,203	2,689	3,489	273	1,273	
Alexander.....	22,741	6,812	403	808	623	236	310	
Bond.....	17,075	5,786	1,343	22	722	108	
Boone.....	15,481	5,686	557	45	281	87	200	283	
Brown.....	10,397	4,825	377	13	50	1,341	
Bureau.....	43,975	21,387	877	225	51	1,725	788	495	527	469	
Calhoun.....	8,610	3,398	127	299	70	77	
Carroll.....	18,035	6,083	511	360	550	
Cass.....	17,372	7,126	150	188	410	857	621	
Champaign.....	51,829	24,707	1,629	460	145	736	2,290	431	200	90	
Christian.....	34,594	14,204	1,320	197	173	1,644	275	
Clark.....	23,517	8,288	1,362	27	294	148	695	193	
Clay.....	18,661	7,577	1,010	354	1,987	150	
Clinton.....	22,832	13,475	55	197	42	43	1,001	
Coles.....	34,517	14,528	798	321	20	339	324	3,108	42	

GENERAL TABLES.

TABLE 63.—NUMBER OF MEMBERS IN SELECTED DENOMINATIONS IN EACH STATE, BY COUNTIES: 1916—Contd.

ILLINOIS—Continued.

COUNTY.	Population: 1910.	MEMBERS: 1916.													
		All denominations.	Baptists.			Christian Church (Christian Convention).	Churches of Christ.	Congregational Churches.	Disciples of Christ.	Eastern Orthodox Churches—Greek (Hellenic).	Evangelical Association.	German Evangelical Synod.	Jewish congregations.	Lutheran bodies.	
			North-ern Con-vention.	South-ern Con-vention.	Nation-al Con-vention.									General Synod.	General Council.
Cook.....	2,405,233	1,177,586	27,790		12,655		84	22,544	4,936	11,550	1,849	25,163	30,732	6,931	17,713
Crawford.....	26,281	8,806		754		1,136	250		1,410						
Cumberland.....	14,281	4,131		138		165	313		490						37
Dekalb.....	33,457	13,127	915		23			1,545		99		343			1,789
Dewitt.....	18,906	7,367	102		14	76	85		1,845						
Douglas.....	19,591	9,610	756			418	200		1,500			237			
DuPage.....	33,432	18,204	592		135			2,146		625		2,770			
Edgar.....	27,336	11,687	514	78			171		2,622						
Edwards.....	10,049	4,198		223		56		103	1,652	192					
Effingham.....	20,055	11,683		440		183			777						
Fayette.....	28,075	8,947	56	1,737			85		993	152	225			165	180
Ford.....	17,096	8,182						433	783						1,020
Franklin.....	25,943	10,757	992	3,346		35	290		1,678						
Fulton.....	49,549	12,259	695		94	304		417	2,095					186	47
Gallatin.....	14,628	3,997		285	23	110									
Greene.....	22,363	11,297	2,792	4,764			44		550						
Grundy.....	12,162	12,862	224					233		53					29
Hamilton.....	18,227	6,666		3,217		21	50		325						
Hancock.....	30,638	11,910	602					750	2,862			466		213	
Hardin.....	7,015	2,128		152		11	214		261						
Henderson.....	9,724	3,306	345						215						200
Henry.....	41,736	20,507	1,552		15			1,805	305	262	586				3,224
Iroquois.....	35,543	14,628	140		10			437	1,583		195				
Jackson.....	35,143	13,665	1,417	1,317	629	409			797		86		1,057		
Jasper.....	18,157	7,015		799		791	103		581						94
Jefferson.....	29,111	8,322	565	2,058	108				957						
Jersey.....	13,954	4,530	1,270		24		23	18			180				
Jo Daviess.....	22,657	10,364	42		27			20			504				
Johnson.....	14,331	4,087		1,456	20		285		194						
Kane.....	91,862	44,258	2,749		153			3,071	90	728	1,520	91			2,997
Kankakee.....	40,752	21,969	976		35				399		620	750	200		
Kendall.....	10,777	3,584	163					445			137	35			
Knox.....	46,159	18,536	1,100		72	50		2,118	1,948						3,106
La Salle.....	90,132	43,429	1,408		57			1,442	868		917	840			85
Lake.....	55,058	23,175	457		126			569	228	256	627	36			338
Lawrence.....	22,661	7,896		195		308	50		1,436						
Lee.....	11,780	432						409	280		203			946	
Livingston.....	40,465	18,190	1,054		42		20	556	1,347		418				
Logan.....	30,216	12,698	493		83				2,620		24	700	25	185	
McDonough.....	26,887	11,281	1,140	56	24	80		555	2,253						
McHenry.....	32,509	12,695	344	32							550		89		271
McLean.....	68,008	32,231	1,596		243		87	309	6,078		305	60			204
Macon.....	54,186	22,143	1,677	310	184	58	418		2,768						230
Macoupin.....	50,685	20,273	568	32	19		397		1,649		960		71		
Madison.....	89,847	38,635	2,765	598			682		577		5,287				
Marion.....	35,094	12,757	103	1,810	258		279	204	2,249		746				
Marshall.....	15,679	6,948	165					237	364						476
Mason.....	17,377	6,225	243	1,183					996	66					
Massac.....	14,200	4,776		871	374		278	103	672		310			113	
Menard.....	12,796	4,874		459	22				1,094		443				
Mercer.....	19,723	7,987	239						308						1,099
Monroe.....	13,508	8,780		86							4,104				
Montgomery.....	35,311	16,278	145	1,482	59				1,414		235		1,100		79
Morgan.....	34,420	14,621	1,267	625	312			457	3,266						
Moultrie.....	14,630	5,570		108					1,834		350				
Ogle.....	27,864	9,656	240			154		793	385		120		834		10
Peoria.....	100,255	31,731	1,279		273			1,813	1,276	225		1,000	120		336
Perry.....	22,088	9,044	455	2,408	68				478		486				
Piatt.....	16,376	8,607		258		681	120		641						
Pike.....	28,622	11,691	879	741	10	62	331	406	3,406					102	
Pope.....	11,215	2,363		1,236	70		50		15						
Pulaski.....	15,650	4,105		492	742			390	250			120		129	
Putnam.....	7,561	1,286						465	50						144
Randolph.....	29,120	15,840	144	526	103				75		236			918	
Richland.....	15,970	6,774		337		840	165		794	160					189
Rock Island.....	70,404	27,597	1,770		104			1,020	940	3,000	705	50			2,449
St. Clair.....	119,870	48,898		2,702	2,199			110	606		5,633	450			
Saline.....	30,204	9,728		3,895	136				285						
Sangamon.....	91,024	35,485	2,811	220	547			475	3,974	54		25	1,126		
Schuyler.....	14,852	4,124	218	45					852						
Scott.....	10,067	3,519	722	540					357		34			187	
Shelby.....	31,693	13,726	505	849			902		3,143		118				
Stark.....	10,098	3,583	712					611	92						
Stephenson.....	36,821	15,704	392					60	53	505	953		1,280		
Tazewell.....	34,027	12,883	882					250	1,976	306	838		805		
Union.....	21,856	7,149	135	3,120	11	303	150	519	181					612	
Vermilion.....	77,996	29,962	1,632		511	820	425	397	4,592		235	65			196
Wabash.....	14,913	6,434		146					2,087		282		302		
Warren.....	23,313	10,308	970		149	87			1,581						648
Washington.....	18,759	10,993	144	559					90		2,508				

RELIGIOUS BODIES.

TABLE 63.—NUMBER OF MEMBERS IN SELECTED DENOMINATIONS IN EACH STATE, BY COUNTIES: 1916—Contd.

ILLINOIS—Continued.

COUNTY	Popula- tion: 1910.	MEMBERS: 1916.													
		All denomi- nations.	Baptists.			Chris- tian Church (Chris- tian Conven- tion).	Churches of Christ.	Congre- gational Churches.	Disciples of Christ.	Eastern Orthodox Churches —Greek (Hellen- ic).	Evan- gelical Associa- tion.	German Evan- gelical Synod.	Jewish congre- gations.	Lutheran bodies.	
			North- ern Con- vention.	South- ern Con- vention.	Nation- al Con- vention.									General Synod.	General Coun- cil.
Wayne.....	25,697	8,363	35	2,048	169	80	1,662	115	85
White.....	23,052	7,712	1,013	60	146
Whiteside.....	34,507	13,959	590	912	739	219
Will.....	84,371	50,651	1,422	377	516	500	316	3,201	50	540	874
Williamson.....	45,098	15,758	1,220	4,835	163	79	92
Winnebago.....	63,153	27,275	1,442	1,674	1,280	3,811
Woodford.....	20,506	9,893	540	77	825
County location un- known ¹	1,003	99	450

COUNTY.	MEMBERS: 1916.													All other bodies.	
	Lutheran bodies—Con- tinued.			Methodist bodies.			Presbyterian bodies.		Protes- tant Episco- pal Church.	Re- formed Church in Amer- ica.	Roman Catholic Church.	Swedish Evan- gelical Mission Cove- nant.	United Breth- ren in Christ.		United Evan- gelical Church.
Synod- ical Con- ference.	Joint Synod of Ohio and Other States.	Synod of Iowa and Other States.	Method- ist Episco- pal.	Method- ist Episco- pal, South.	African Method- ist Episco- pal.	Presby- terian in the U. S. A.	United Presby- terian.								
The state.....	121,342	7,744	14,038	287,931	7,328	16,280	114,857	9,782	40,725	7,063	1,171,381	7,798	23,003	6,830	130,634
Adams.....	2,182	350	160	4,512	367	952	72	474	9,019	188	388
Alexander.....	852	376	490	395	181	1,454	684
Bond.....	1,276	65	22	631	26	888	683
Boone.....	360	1,133	279	251	1,335	52	843
Brown.....	46	904	148	434	1,425	87
Bureau.....	347	662	2,128	455	144	10,674	330	102	1,178
Calhoun.....	228	358	248	1,991
Carroll.....	145	1,299	170	168	77	1,101	548	1,154
Cass.....	833	2,282	512	1,054	219
Champaign.....	746	175	797	7,295	211	1,870	212	5,406	802	1,212
Christian.....	298	4,577	90	40	1,279	48	3,640	39	584
Clark.....	2,205	343	60	19	504	1,195	1,243
Clay.....	1,806	447	220	42	925	557	79
Clinton.....	614	160	817	43	30	149	25	10,175	23
Coles.....	280	3,942	55	2,223	67	1,445	631	933
Cook.....	58,388	3,196	1,762	44,291	9,441	33,052	1,844	28,080	4,877	768,838	4,978	809	1,033	55,050
Crawford.....	2,488	426	116	482	1,155	589
Cumberland.....	909	528	377	452	722
Dekalb.....	563	250	2,829	461	165	136	3,025	111	118	755
Dewitt.....	2,490	20	547	1,256	365	567
Douglas.....	169	4,690	20	565	9	577	233
DuPage.....	3,324	2,040	263	4,777	40	26	350	518
Edgar.....	5,030	93	881	42	980	641	635
Edwards.....	990	207	111	40	72	552
Effingham.....	2,065	253	1,764	362	363	4,830	171	475
Fayette.....	1,273	2,224	65	161	606	268	757
Ford.....	300	1,830	30	1,188	187	1,052	367	405	48	539
Franklin.....	1,663	70	648	1,985	638
Fulton.....	60	2,617	53	1,188	85	193	1,783	852	1,650
Gallatin.....	946	44	642	1,302	645
Greene.....	1,777	524	32	789	25
Grundy.....	153	1,044	407	9,738	981
Hamilton.....	1,342	46	138	9	821	697
Hancock.....	230	369	2,733	164	1,601	128	1,138	108	546
Hardin.....	379	48	200	863
Henderson.....	1,215	202	832	53	244
Henry.....	1,096	95	3,011	18	766	334	6,303	158	473	408
Iroquois.....	1,246	1,033	3,540	648	120	4,695	96	139	73	769
Jackson.....	706	1,952	1,181	292	786	31	2,295	244	466
Jasper.....	1,410	232	1,910	510	585
Jefferson.....	1,976	330	259	23	815	526	705
Jersey.....	1,038	341	21	1,545	70
Jo Daviess.....	72	1,108	331	1,764	897	163	154	4,728	238	316
Johnson.....	1,224	92	40	93	683
Kane.....	5,114	4,888	145	1,238	130	1,000	18,169	201	265	1,709
Kankakee.....	2,087	2,654	1,230	533	122	11,688	129	105	441
Kendall.....	193	181	517	383	184	1,346
Knox.....	30	4,153	150	1,200	254	3,014	242	578	521
La Salle.....	764	1,616	3,508	47	1,574	739	27,289	37	225	2,013
Lake.....	722	1,541	33	1,208	957	13,860	214	2,003

¹ See explanatory headnote on p. 238.

GENERAL TABLES.

TABLE 63.—NUMBER OF MEMBERS IN SELECTED DENOMINATIONS IN EACH STATE, BY COUNTIES: 1916—Contd.

ILLINOIS—Continued.

COUNTY.	MEMBERS: 1916.														
	Lutheran bodies—Continued.			Methodist bodies.			Presbyterian bodies.		Protes- tant Episco- pal Church.	Re- formed Church in Amer- ica.	Roman Catholic Church	Swedish Evan- gelical Mission Coven- ant.	United Breth- ren in Christ.	United Evan- gelical Church.	All other bodies.
	Synod- ical Con- ference.	Joint Synod of Ohio and Other States.	Synod of Iowa and Other States.	Method- ist Episco- pal.	Method- ist Episco- pal, South.	African Method- ist Episco- pal.	Presby- terian in the U. S. A.	United Presby- terian.							
Lawrence.....				2,677		110	498				545		1,487		590
Lee.....			804	1,816			632		106	4,904		74	632		642
Livingston.....	401	275	774	4,096		56	800		126	6,224		50			1,951
Logan.....	990	391	324	3,251		45	662		135	2,391					379
McDonough.....				2,877			2,333		228	753		679			303
McHenry.....	2,313			1,734			827		154	6,172	23				186
McLean.....	1,858		636	8,165		84	3,229		188	5,726		1,217	122		2,224
Macon.....	1,746			6,227		192	2,862		159	2,925		1,368			1,019
Macoupin.....	1,640	950	412	3,753	251		800		189	7,779					803
Madison.....	3,680	187		3,859	211	638	2,621		402	15,824		72			1,232
Marion.....	509			2,664	1,030	30	568	96	87	1,245					879
Marshall.....	473		167	920			333	105		3,691					17
Mason.....	952			1,656			265		60	500		125	67		42
Massac.....			396	915		296	80		10	65		75			218
Menard.....	282			607			1,281		21	490					175
Mercer.....	448			2,191			1,893	398		906		25			480
Monroe.....	662			36			11			3,875					6
Montgomery.....	760		75	2,925			1,587			6,071					346
Morgan.....				4,216	156	240	1,357		151	2,030					344
Moultrie.....				1,438			412			350		300			681
Ogle.....	455		193	2,270			859			1,294		31	314		1,465
Peoria.....	1,312		1,522	4,853		252	2,797	97	645	11,614	50	66			2,123
Perry.....	225			777	95		463	474		2,731					384
Platt.....				2,788			808			2,571					740
Pike.....				3,875	211		194		95	600		563			186
Pope.....				506		68	75								343
Pulaski.....	57			569	160	413			37	460					286
Putnam.....				372			44								211
Randolph.....	3,282			1,247	91	180	836	1,930	60	4,869				1,343	
Richland.....				1,372			380		15	824		1,143			555
Rock Island.....	967			2,929		125	1,613	320	414	10,318	303	119			451
St. Clair.....	1,338			3,706		503	1,239		257	28,555		64			1,536
Saline.....				1,724	290		557		24	1,118					1,524
Sangamon.....	1,483			7,251	19	382	3,592		705	11,641		646			534
Schuyler.....				1,941	192		409		14	40					338
Scott.....	206			828			141			360					144
Shelby.....	1,062	282		3,765	133	30	594			1,177					564
Stark.....			80	991			150	121	30	716		398	204		80
Stephenson.....	756	50		2,826			1,179		254	4,251		737	881		1,141
Tazewell.....	763			2,617			780		99	1,431			207		1,756
Union.....			110	523	59		438		13	546			147		282
Vermilion.....	1,230			8,434		205	2,691	176	156	4,290		1,236			2,671
Wabash.....	94			1,541			304		40	1,020		271			206
Warren.....				1,803		106	1,154	1,923	47	1,354		293			201
Washington.....	2,153			1,356	45		105	165		3,576					292
Wayne.....				1,991	75		54			70					2,064
White.....				1,977		54	609	50		495					2,012
Whiteside.....	674		429	2,614			971		120	3,592		569	90		676
Will.....	3,606		100	3,444		107	1,974	90	554	30,777	245		345		1,526
Williamson.....	33			1,905	405	344	431		47	3,330					1,059
Winnebago.....	524			3,696		97	1,843		200	10,067	760		105		1,394
Woodford.....	421	252	328	1,123			411	70	31	2,763			122		1,179
County location un- known ¹				341			40						4		69

¹ See explanatory headnote on p. 238.

RELIGIOUS BODIES.

TABLE 63.—NUMBER OF MEMBERS IN SELECTED DENOMINATIONS IN EACH STATE, BY COUNTIES: 1916—Contd.

INDIANA.

COUNTY.	Popula- tion: 1910.	MEMBERS: 1916.													
		All denomi- nations.	Baptist bodies.				Brethren, German Baptist (Dunkers).		Chris- tian Church (Chris- tian Conven- tion).	Churches of Christ.	Congre- gational Churches.	Disciples of Christ.	Evan- gelical Asso- ciation.	Friends (Ortho- dox).	Ger- man Evan- gelical Synod.
			Baptists.		Gen- eral.	Primi- tive.	Church of the Brethren (Conserv- ative).	Breth- ren Church (Pro- gres- sive).							
			North- ern Con- vention.	National Conven- tion.											
The state.....	2,700,876	1,177,341	75,374	10,412	7,497	5,432	12,558	5,879	20,253	16,512	5,768	137,727	10,876	26,658	25,403
Adams.....	21,840	10,365	116				92	225	91			255	889	103	
Allen.....	93,386	52,030	1,468				98				898	1,634	784		
Bartholomew.....	24,813	12,278	1,330	82					230			2,639		243	
Benton.....	12,688	5,940										616			
Blackford.....	15,820	5,887	236						80			620		97	
Boone.....	24,673	12,302	1,197			91			1,396	25		3,260		195	
Brown.....	7,975	2,040	186						90	555		735			
Carroll.....	17,970	7,990	676				647	460	320			1,347			
Cass.....	36,368	15,281	1,523				147	100	734			1,608	331		
Clark.....	30,260	13,643	354	152						653		2,138			
Clay.....	32,535	10,689	864		47	29	85	55	218	190	15	1,054	114		
Clinton.....	26,674	11,404	1,002				202		661			1,724			
Crawford.....	12,057	4,820	290		112	87						1,757			
Davies.....	27,747	15,046	1,084	44	30							1,905			
Dearborn.....	21,896	11,042	1,051									378			660
Decatur.....	18,793	10,423	1,921									1,369			
Dekalb.....	25,054	10,426	276				269					1,333	125		
Delaware.....	51,414	19,436	1,427	260			290	248	1,453			2,623		727	
Dubois.....	19,843	16,415			98	50						355	262		2,428
Elkhart.....	49,008	22,569	554				2,590	1,246	842		260	343	1,219		320
Fayette.....	14,415	6,029	97	128		100	25					1,186			
Floyd.....	30,293	13,798	420	100								1,929			842
Fountain.....	20,439	8,561	314						1,103	106		1,795		50	
Franklin.....	15,335	8,079				26						855			
Fulton.....	16,879	6,285	1,112				55	190	186	67		390	411		
Gibson.....	30,137	11,598	120	121	1,964	387			170			873	95		548
Grant.....	51,426	19,098	1,043	98		151	152		529	393	293	1,947		2,712	
Greene.....	36,673	11,564	1,880		131	76				1,513	43	2,240			
Hamilton.....	27,026	12,403	273	45		65	135					3,213	159	2,807	
Hancock.....	19,030	6,907				84						1,530		756	85
Harrison.....	20,232	9,805					20			345		826			
Hendricks.....	20,840	8,977	1,326			349	25		77	68		2,775		1,263	
Henry.....	29,758	11,567	526				203		840	80		2,502		2,210	
Howard.....	33,177	14,177	791				137		674			1,702	217	2,129	
Huntington.....	14,818	358					719	175	1,212			2,034	504		250
Jackson.....	24,727	10,956	1,420				37		128	20	260	2,608			
Jasper.....	13,044	4,636	102									831			
Jay.....	24,961	9,025	225				95		597	101	248	790	239	554	
Jefferson.....	20,483	10,687	2,839									892			300
Jennings.....	14,203	5,168	1,798									291			
Johnson.....	20,394	11,305	1,616	53		47			494			3,880			
Knox.....	39,183	18,857	952	130	40					231		2,634			1,468
Kosciusko.....	27,936	11,133	772				976	902	398	90		590	317		
Lagrange.....	15,148	5,142	289				249	110				130	189		
Lake.....	82,864	68,137	880	897								744			467
Laporte.....	45,797	22,843	786				60				305	893	76	84	2,322
Lawrence.....	30,625	11,530	2,664	50		115				815		2,525			
Madison.....	65,224	23,096	1,818	177			291		664	50	25	6,230		378	
Marion.....	263,661	103,224	6,167	5,841		112	60			297	833	9,399	622	1,533	1,990
Marshall.....	24,175	9,966	115				762	224	334		58	117	759		349
Martin.....	12,950	6,562	156			52	60			525		690			
Miami.....	29,350	13,209	1,738				628	675	38			998	302	492	
Monroe.....	23,426	8,839	1,206							1,371		1,572			
Montgomery.....	29,296	13,654	1,988	75			233		1,237	180		2,912		118	
Morgan.....	21,182	8,395	1,025									3,215		907	
Newton.....	10,504	4,460	312			11						515			
Noble.....	24,009	8,536	471				95			554		497	624		
Ohio.....	4,329	2,017	207	61								178			
Orange.....	17,192	6,390	400				529				1,284	1,435		229	
Owen.....	14,053	6,257	1,096				78					688			
Parke.....	22,214	5,648	805	20		9				120		733		967	
Ferry.....	18,078	8,158	309	10		62				192		411			652
Fike.....	19,684	5,064	176	23	1,268	911				446		115			36
Porter.....	20,540	7,132	255								138	1,559			31
Posey.....	21,670	9,245		50	1,005	601			208			376	46		1,341
Pulaski.....	13,312	5,201					52		105			752	72	55	461
Putnam.....	20,520	7,049	484				186	18	110			1,752		80	
Randolph.....	29,013	12,528					21		1,671	378	79	2,139	146	2,730	
Ripley.....	19,452	9,170	1,856							85		716			265
Rush.....	19,349	9,671	274				127			110		4,016		643	
St. Joseph.....	84,312	44,734	1,067	100			686	315	80			2,220	1,105		1,775
Scott.....	8,323	3,241	997									863			
Shelby.....	26,802	12,108	2,020									1,599			343
Spencer.....	20,676	10,006	448									355	55		521
Starke.....	10,567	3,301		320	48	110			55			417	106		128

GENERAL TABLES.

TABLE 63.—NUMBER OF MEMBERS IN SELECTED DENOMINATIONS IN EACH STATE, BY COUNTIES: 1916—Contd.

INDIANA—Continued.

COUNTY.	Popula- tion: 1910.	MEMBERS: 1916.													
		All denomi- nations.	Baptist bodies.				Brethren, German Baptist (Dunkers).		Chris- tian Church (Chris- tian Conven- tion).	Churches of Christ.	Congre- gational Churches.	Disciples of Christ.	Evan- gelical Asso- ciation.	Friends (Ortho- dox).	Ger- man Evan- gelical Synod.
			Baptists.		Gen- eral.	Primi- tive.	Church of the Brethren (Conserv- ative).	Breth- ren Church (Pro- gres- sive).							
			North- ern Con- vention.	National Conven- tion.											
Steuben	14,274	5,356	202												
Sullivan	32,439	11,149	1,477	20		43			120	2,174	392	1,656	76		
Switzerland	9,914	3,274	1,191									1,338		67	
Tiptecanoe	40,063	18,645	740	157				70				266		50	343
Tipton	17,459	6,683	490			30		86				1,908		391	
Union	6,260	2,177				12	130		140			118		77	
Vanderburg	77,438	33,567	714	959	919	73			118			910	189		5,672
Vermilion	18,865	8,294	464							148		402		379	
Vigo	87,930	27,037	2,271	439		28			293	582	771	2,229	117	25	
Wabash	26,926	12,101					1,110	904	531	58		1,613	475	435	345
Warren	10,899	2,675										1,112			
Warrick	21,911	8,064	318		1,835	360		4	62			65	75		1,436
Washington	17,445	8,547	908			379				1,561		3,005		136	
Wayne	43,757	18,149	403			51		348				1,900	116	2,830	
Wells	22,418	8,976	963					105				213	10	206	
White	17,602	6,551	1,185					101				831			
Whitley	16,892	5,748	500					358				140	50		
County location un- known ¹		376				10		50							25

COUNTY.	MEMBERS: 1916.														
	Jewish congre- gations.	Lutheran bodies.				Methodist bodies.				Presbyte- rian Church in the U. S. A.	Protes- tant Episco- pal Church.	Reformed Church in the U. S.	Roman Catholic Church.	United Brethren in Christ.	All other bodies.
		General Synod.	General Council.	Synodical Confer- ence.	Joint Synod of Ohio and Other States.	Methodist Episcopal.	Method- ist Prot- estant.	Wesley- an Meth- odist Convec- tion.	African Method- ists. ²						
The state	5,461	10,505	6,209	38,309	9,570	261,228	10,367	4,511	7,684	59,209	8,848	10,642	272,288	59,955	52,206
Adams		60		1,419		2,056	64			233		799	1,459	719	1,785
Allen	250	943	864	10,754	2,279	6,697	332		255	2,027	500	1,380	18,344	1,256	1,267
Bartholomew		166		1,579		3,359		34		422	30		414	832	918
Benton						1,182		14		652		58	2,511	796	111
Blackford					200	1,632	97	33		352	50		670	1,528	292
Boone			216			3,240	428	31		929			240	439	615
Brown						394				80					
Carroll		350	60	29		1,742	88			1,256	18	29	465	270	233
Cass		586		731		3,363		33		1,372	168		3,273	895	418
Clark						4,177			102	1,103	100		3,573	175	610
Clay				110	198	3,550				3,507	12	639	885	1,947	170
Clinton			532			2,986	727	47		1,470		388	301	785	579
Crawford						1,226				152				922	91
Daviess						3,466			129	523	18		5,195	1,835	250
Dearborn				975	630	2,557	177			666	73		3,491		384
Decatur		60				2,744		14		808	20		2,226	896	365
Dekalb		898		388		2,335	451			369	58		1,519	1,391	739
Delaware	100	98				5,304	776		291	728	145		2,500	1,659	807
Dubois				177	808	1,497				151			9,510	97	932
Elkhart	22	1,080	440	335	226	4,309	152			1,136	320	375	2,787	1,073	2,940
Fayette		75				2,220			58	451	35		1,500		154
Floyd						3,512			84	1,075	210		4,693	635	275
Fountain			306			1,815				505			698	1,766	103
Franklin		215			76	1,786				207			4,622	225	67
Fulton			82	30		1,592	134	43		255	17	92	257	1,220	152
Gibson						3,057			231	762	12		2,012	566	680
Grant				141		4,896	1,278	602	403	738	168		1,596	1,560	398
Greene			40	20		3,372	125	34		290	21	195	448	666	470
Hamilton		261		113		3,812		490	73	210			135	592	20
Hancock				263		2,521	374			190			194	748	162
Harrison		194	99	297		2,822			60	331		77	1,998	2,633	103
Hendricks						1,806	75		75	371			420		347
Henry			36			2,393	105	212	13	476	28		429	790	644
Howard		80		55		3,514	131	127	170	270	171		1,426	1,166	1,151
Huntington	70			533	137	3,376		491		431		560	2,019	1,483	392
Jackson				2,180	214	2,227				340		144	624	533	221
Jasper				144		1,281	60			454			1,376	110	278
Jay		171			112	2,611	291	184		220		244	921	1,193	201
Jefferson	15					3,336			75	826	106		1,788	48	462
Jennings						1,166				364			1,305	178	66
Johnson				78		2,538	272		104	1,320			140	579	184
Knox	60		40	500		4,230			81	1,619	117		6,059	332	364
Kosciusko			73			3,623	40	36		811	14		122	1,925	392
Lagrange		329				1,478	44	65		324	173				1,622
Lake	1,910	104	411	3,646		3,177			460	1,520	634	366	43,403		6,992
Laporte	60		643	2,153	2,430	2,516	77	20	11	1,086	461		8,638		222
Lawrence						2,817				910	142		1,034	78	380
Madison	15	68	160	82		5,259	716	260	156	548	143		3,701	803	1,552
Marion	1,000	836	125	3,011	49	20,449	428	12	2,525	6,061	1,898	1,897	31,857	1,211	5,411
Marshall			180	158		2,005	380	200		451	228	362	521	2,057	706

¹ See explanatory headnote on p. 238.

² Includes African Methodist Episcopal, African Methodist Episcopal Zion, and Colored Methodist Episcopal.

GENERAL TABLES.

TABLE 63.—NUMBER OF MEMBERS IN SELECTED DENOMINATIONS IN EACH STATE, BY COUNTIES: 1916—Contd.

IOWA—Continued.

COUNTY.	Popula- tion: 1910.	MEMBERS: 1916.																						
		All denomi- nations.	Bap- tists— North- ern Con- vention.	Congre- gational Churches.	Disciples of Christ.	Evan- gelical Assoc- iation.	Friends (Ortho- dox).	German Evan- gelical Synod.	Latter Day Saints— Reorgan- ized Church of Jesus Christ.	Lutheran bodies.														
										General Synod.	General Council.	Synod- ical Con- ference.	Norwegian Lutheran Church.											
Hauge's Synod.	Synod for Nor- wegian Church.	United Nor- wegian Church.																						
Clay	12,766	4,036	239	605	235	56	99																	
Clayton	25,576	10,197	54	574	16	72		370																
Clinton	45,394	16,301	484	512	228	80		40	100	308	158	981											583	236
Crawford	20,041	7,128	421	26				707	397			1,642												40
Dallas	23,628	9,828	281	173	1,861	31	149		89			149												
Davis	13,315	5,692	876	656	1,597																			
Decatur	16,347	6,713	536		925																			
Delaware	17,888	6,430	111		120																			
Des Moines	36,145	16,614	1,152	531	430			1,640	183	1,362	987													
Dickinson	8,137	3,049	63	108								207												177
Dubuque	57,450	36,257	284	1,253		76						175												
Emmet	9,816	4,449	273		358																			590
Fayette	27,919	11,180	528	141	527	120						246												345
Floyd	17,119	6,320	275	780	466																			
Franklin	14,780	4,813	420	453	350	144		307				493												30
Fremont	15,623	6,237	456	691	893			125	420	120														
Greene	16,023	6,430	592		823	127	222					196	112											
Grundy	13,574	5,037	287	268				80		206		108												
Guthrie	17,374	7,388	38	231	1,486							200												
Hamilton	19,242	7,277	430	763	1,017							350	573	208										806
Hancock	12,731	4,964	77	307		20						261												375
Hardin	20,921	9,651	643	1,070	972	431	751	1,053				709	431	32										
Harrison	23,162	9,388	341	227	1,740	46						306												
Henry	18,640	7,857	892	465	548		202					522												
Howard	12,920	7,878	179	534		45						120												48
Humholdt	12,182	4,541	406	452	74	71						70												633
Ida	11,296	2,870	121	40								570												53
Iowa	18,409	9,915	69	335	335							1,145												85
Jackson	21,258	9,111	156	521				120	133															
Jasper	27,034	10,146	489	757	1,454	49	333		28	271														
Jefferson	15,951	6,900	232	167	815		260					306	361											
Johnson	25,914	12,671	160	433	519							288												
Jones	19,050	7,520	124	498	193							73												
Keokuk	21,160	10,948	650	83	2,325		649	130																
Kossuth	21,971	9,118	392	401	35	87		140				394												
Lee	36,702	19,116	1,195	546	1,285		45	1,530	204	125	112	30												
Linn	60,720	26,451	1,429	863	1,781	222				575	90	350												
Louisa	12,855	4,341	40		200																			
Lucas	13,462	5,325	706		836					266		200												
Lyon	14,624	4,665	200	337	90			146				101												518
Madison	15,621	6,616	337	80	810	38	319					148												
Mahaska	29,860	8,353	347	327	1,467		1,004		54			76												
Marion	22,995	9,386	501		1,505				22			160												
Marshall	30,279	10,935		999	1,474	68	905	415	108		130	508												291
Mills	15,811	4,680	821	205	504		53		153															
Mitchell	13,435	6,895	696	484	6895							586												1,506
Monona	16,633	4,905	633		915					357		334												634
Monroe	25,429	8,567	176	35	932		76			204		147												
Montgomery	16,604	7,658	454	292	966			49				1,442												
Muscataine	29,505	11,490	973	411	401	51	178	140	43	289		60												
O'Brien	17,262	6,280		431	240	28		350				943												
Osceola	8,956	2,966	98	221								443												
Page	24,002	9,843	398	221	1,192					112		1,015												
Palo Alto	13,845	6,440	106	259						69		50												548
Plymouth	23,129	11,754	179	368	167	47		405				63												
Pocahontas	14,808	6,858	59		196							350												51
Polk	110,438	52,848	2,469	2,626	10,363	242	660		616	694	1,006	60												160
Pottawattamie	55,832	17,646	520	1,101	1,537	304		472	969	150	160	246												
Poweshiek	19,589	7,506	373	1,251	735		320																	
Ringgold	12,904	5,358	246		979			150																
Sac	16,555	7,555	240	769	480			30	50		239	664												
Scott	60,000	15,761	623		1,033		39		64	305	102	560												
Shelby	16,552	8,114	932	200	215			30	322															113
Sioux	25,248	11,215	127	209								509												37
Story	24,083	12,059	241	698	1,346	163	40		91	340			1,103	1,362										1,255
Tama	22,156	8,884	247	553	100	290		411				14												
Taylor	16,312	8,143	850		1,903																			
Union	16,616	7,258	469	472	825	44		286			152													
Van Buren	15,020	5,222	447	189	785		102	12	53	60														
Wapello	37,743	14,264	1,353	820	2,044			74	70	824														
Warren	18,194	8,836	596		650		584		54															
Washington	19,925	9,426	831	89	806			208				55												
Wayne	16,184	6,405	1,242	127	1,379																			
Webster	34,029	14,884	546	741	400	98			95	1,616	1,078													911
Winnebago	11,914	5,587	105																					2,123
Winneshek	21,729	12,102		255			58																	1,251
Woodbury	67,616	27,083	641	1,019	492	28		165	256	325	807	607	242											723
Worth	9,950	4,530	166		70			125																1,979
Wright	17,951	6,877	382	871	525																			37
County location un- known ¹		1,687						250																1,128

¹ See explanatory headnote on p. 238.

RELIGIOUS BODIES.

TABLE 63.—NUMBER OF MEMBERS IN SELECTED DENOMINATIONS IN EACH STATE, BY COUNTIES: 1916—Contd.

IOWA—Continued.

COUNTY.	MEMBERS: 1916.													
	Lutheran bodies— Continued.			Methodist Episcopal Church.	Presbyterian bodies.		Protes- tant Episco- pal Church.	Reformed bodies.			Roman Catholic Church.	United Brethren in Christ.	United Evan- gelical Church.	All other bodies.
	Joint Synod of Ohio and Other States.	Synod of Iowa and Other States.	United Danish Lutheran Church.		Presby- terian in the U. S. A.	United Presby- terian.		Re- formed in America.	Re- formed in the U. S.	Christian Re- formed.				
The state	3,890	26,781	3,844	199,036	59,311	9,588	8,126	7,575	5,004	4,276	262,513	12,672	5,202	51,854
Adair		230		2,134	420						992			548
Adams				1,984	446						365	60		162
Allamakee				708	687			511			4,783	197		74
Appanoose				2,803	367						3,300	473		713
Audubon			543	783	290						429	86		630
Benton				2,141	761	60					2,120	198	100	168
Blackhawk		1,442	260	3,779	1,933	288		362			6,361	330	215	2,314
Boone				2,378	475			100			970	81		1,012
Bremer		3,680		1,012	105			105		187	806	148		31
Buchanan		438		2,115	1,051			116			3,587			235
Buena Vista	100		30	1,612	688						670			622
Butler		862		1,341	361						824	553	20	190
Calhoun	634	102		2,275	802			278		82	1,124	113	91	234
Carroll		107		1,216	584						8,573	203		47
Cass			43	2,218	351	112		24			1,123		160	317
Cedar			60	1,029	713	135		22		222	814	36		513
Cerro Gordo		482	63	2,634	233			123			3,223	51		449
Cherokee			53	1,291	644	37					1,730		53	66
Chickasaw		1,307		766				12			4,887			51
Clarke				1,115	86						192	160		786
Clay		50	305	1,299	43			72		71	648			107
Clayton	109	1,629		1,343	111						4,040	160		668
Clinton		804		1,011	435	171		464		615	7,856			1,056
Crawford		195		1,214	530			65			1,801		10	80
Dallas				3,289	692						1,456	782		876
Davis				1,805	134									624
Decatur				1,092	324			22			232			755
Delaware		513		1,959	435						2,953			127
Des Moines		228		3,435	832	103		200			4,617			864
Dickinson				1,190	303						888			19
Dubuque	200	823		1,638	1,125			402		209	29,456			253
Emmet			154	678	575			56			725			390
Fayette		1,608		2,366	678			55			3,720	184	74	311
Floyd		621		2,739				58			1,073		144	164
Franklin		150	154	1,591				4		122	276	20	28	271
Fremont				1,859	543						854			246
Greene			43	2,020	633						1,311	45		289
Grundy		276		981	901	96		17			390			984
Guthrie			40	2,456	514						1,642	227		460
Hamilton				1,326	250			12			828	247		156
Hancock	366			1,420		174				125	1,245	194		100
Hardin				1,828	394			55			1,056		217	9
Harrison		86		2,192	598						2,181			20
Henry				2,748	747	77		65			500	60		1,031
Howard		690		1,129	110			27			4,817			179
Humboldt		114		1,065	70						678			151
Ida		150		851	452						407			226
Iowa				1,441	609			16		325	2,770			2,785
Jackson		1,529		809	105	71		65			5,340			112
Jasper		159		3,377	419	389		49		271	804	95	18	449
Jefferson		101		2,575	630	44					1,040			369
Johnson		495		1,832	757			183		173	6,422	81	180	1,148
Jones		997		1,430	822	50		40		299	2,189	263	35	218
Keokuk		154		2,762	746	240		34			2,267			799
Kossuth	164			1,486	552			22		106	4,009			156
Lee				2,309	1,425	252		613			8,101			1,344
Linn				5,777	3,682	245		450		321	6,949	608	868	2,241
Louisa				1,849	784	404				41	121	194	225	483
Lucas				1,552	653	74		75			203	362	100	298
Lyon		532		441	367					354	1,198		63	168
Madison				2,598	475	398		10			525	172	56	650
Mahaska				2,552	329	170		143		307	415	111		536
Marion				2,892	416					1,597	780	81		864
Marshall		202		1,700	698			163			1,728	116	318	923
Mills		327		1,775	396			35			186	49		176
Mitchell		339		763	154						2,179			188
Monona			87	722	52			56			900			215
Monroe				1,205	162	297		27			3,300	791		1,029
Montgomery				2,576	493	218					559		134	475
Muscatine		773		2,919	878			173		54	2,760	562		525
O'Brien		354		1,759	334					311	1,130			104
Osceola		181		693	165					118	933		30	
Page				3,693	819	848		34				117		862
Palo Alto			109	1,144	177			100			3,294			120
Plymouth	1,367	298	58	1,304	420			65			5,564	318	365	127

GENERAL TABLES.

TABLE 63.—NUMBER OF MEMBERS IN SELECTED DENOMINATIONS IN EACH STATE, BY COUNTIES: 1916—Contd.

IOWA—Continued.

COUNTY.	MEMBERS: 1916.													
	Lutheran bodies—Continued.			Methodist Episcopal Church.	Presbyterian bodies.		Protestant Episcopal Church.	Reformed bodies.			Roman Catholic Church.	United Brethren in Christ.	United Evangelical Church.	All other bodies.
	Joint Synod of Ohio and Other States.	Synod of Iowa and Other States.	United Danish Lutheran Church.		Presbyterian in the U. S. A.	United Presbyterian.		Reformed in America.	Reformed in the U. S.	Christian Reformed.				
Pocahontas.....		644	50	1,612	539						3,224			133
Polk.....	637	248	42	8,250	3,621	546	810		246		13,502	1,329	175	4,546
Pottawattamie.....		568	371	2,999	1,906		455				5,022		126	740
Poweshiek.....		132		2,757	571	272					660			435
Ringgold.....				2,622	224	388					394	106	100	149
Sac.....		82		2,187	1,065		16		196		1,385			152
Scott.....		248	64	1,332	1,439	231	581				7,930			1,210
Shelby.....			1,115	1,159	176		95				3,413	81	150	113
Sioux.....	252	427		553	483	137		3,310		1,817	3,270			84
Story.....				2,145	713		67				1,147	284	600	464
Tama.....		235		1,870	399	348					2,705	1,452		260
Taylor.....				3,030	699	430					431			800
Union.....				2,349	616	200	54				1,283	83	233	192
Van Buren.....				2,857	494	31					70			122
Wapello.....		112		3,959	1,376		330			30	2,434			838
Warren.....				3,970	580	304					1,347	60		661
Washington.....				2,878	837	1,210	14				1,927	145		426
Wayne.....				2,813	77	157						301		309
Webster.....			50	2,564	608		156				5,033	36		679
Winnebago.....				856				106	52		342			98
Winneshiek.....		180		671	75		50				4,990	50		60
Woodbury.....		234	150	4,064	2,254		673	30	164		12,304	203	63	1,643
Worth.....		540		320							346			216
Wright.....	61	103		1,626	92	381	23	76		76	1,165			28
County location unknown ¹												14		46
														744

¹ See explanatory headnote on p. 238.

KANSAS.

COUNTY.	Population: 1910.	MEMBERS: 1916.													
		All denominations.	Adventist—Seventh-day.	Baptists.		Brethren, German Baptist (Conservative Dunkers).	Churches of Christ.	Congregational Churches.	Disciples of Christ.	Evangelical Association.	Friends (Orthodox).	German Evangelical Synod.	Latter Day Saints—Reorganized Church of Jesus Christ.	Lutheran bodies.	
				Northern Convention.	National Convention.									General Synod.	General Council.
The state.....	1,690,949	610,347	2,504	46,906	13,477	4,940	5,573	16,893	67,554	6,210	7,586	4,182	2,034	6,780	8,651
Allen.....	27,640	7,727	87	376			21	50	1,206	71	33				317
Anderson.....	13,829	5,676	15	221	35	55		108	340						
Atchison.....	28,107	10,158	44	866	785			214	1,944	121			101	428	
Barber.....	9,916	2,853	13	301				216	555				79		
Barton.....	17,876	8,649		246	105	12		312	760		58	200			
Bourbon.....	24,007	7,929	15	1,304	140	45		132	825				283		
Brown.....	21,314	10,109		1,163	85	240		379	1,113	259		68			
Butler.....	23,059	7,092	32	962	24		399	73	1,727	129	217			82	
Chase.....	7,527	1,770		46	37		58	46	93		103				
Chautauqua.....	11,429	2,352	20	598			214		293						
Cherokee.....	38,162	7,016	47	714	172	12			1,397		288		395		
Cheyenne.....	4,248	1,212	8	44					114	97					
Clark.....	4,093	1,438		125					467						
Clay.....	15,251	5,387	26	510	10			243	160	65			51		
Cloud.....	18,388	8,173		429			30		584	55				225	54
Coffey.....	15,205	4,433		201		30	182	75	877						
Comanche.....	3,281	1,970		237		26	84		363		108				
Cowley.....	31,790	11,562	20	1,411	136		398	201	2,088				16		
Crawford.....	15,178	5,541		841	353	83	92	122	2,364				225		9
Decatur.....	8,976	2,093		160					233					88	
Dickinson.....	24,361	9,208		567	30	190	15	111	691	240				450	28
Doniphan.....	14,422	5,886		558	56			143	1,507	101			162	165	
Douglas.....	24,724	11,442	30	664	840	173	22	763	850	496	533	353		257	
Edwards.....	7,033	3,257		162	45		157	253	550	105	33				
Elk.....	10,123	2,406		187		45	82	134	385						
Ellis.....	12,170	8,826	9	176				93						183	
Ellsworth.....	10,444	4,115		563	30				90		400			78	
Finney.....	6,908	1,521		125	58	47		160	237						
Ford.....	11,393	5,751		125	30	70	103	69	949	15					
Franklin.....	20,884	7,594		1,889	225	219	56		701					90	16

RELIGIOUS BODIES.

TABLE 63.—NUMBER OF MEMBERS IN SELECTED DENOMINATIONS IN EACH STATE, BY COUNTIES: 1916—Contd.

KANSAS—Continued.

COUNTY.	Population: 1910.	MEMBERS: 1916.														
		All denominations.	Adventist—Seventh-day.	Baptists.		Brethren, German Baptist (Conservative Dunkers).	Churches of Christ.	Congregational Churches.	Disciples of Christ.	Evangelical Association.	Friends (Orthodox).	German Evangelical Synod.	Latter Day Saints—Reorganized Church of Jesus Christ.	Lutheran bodies.		
				Northern Convention.	National Convention.									General Synod.	General Council.	
Geary.....	12,681	3,161		197	35			66	106			242				
Gove.....	6,044	1,681				380			99					13		18
Graham.....	8,700	1,712	14	133	95				150							
Grant.....	1,087	43														
Gray.....	3,121	1,230					86		113							
Greeley.....	1,335	218	14	25												
Greenwood.....	16,060	3,827	35	266		84	77	389	536					132		
Hamilton.....	3,466	466														
Harvey.....	14,748	4,411		364			193	202	570			46				
Harvey.....	19,200	7,475	21	383	130	60		381	762	408		211				
Haskell.....	993	238							58							
Hodgeman.....	2,930	820	14	15	70			44	16							
Jackson.....	16,861	7,089	25	354	41				1,102	353			50			
Jefferson.....	15,826	6,278	17	324	43	105		98	842	121				55		
Jewell.....	18,148	5,741		195		158			888	287	113	445		47		
Johnson.....	18,288	5,725		363	18	53	30	180	396		108					
Kearny.....	3,206	556		113					25							
Kingman.....	13,586	5,500	16	360		40	129		1,196							
Kiowa.....	6,174	2,349		178			124		225		804					
Labette.....	31,423	10,429	220	1,285	306	109	181	45	1,433	58			60			
Lane.....	2,603	514		84					115							
Leavenworth.....	41,207	12,707	32	732	530			386	333	166	234	175				
Lincoln.....	10,142	3,632		312		6			165	39		119				
Linn.....	14,735	3,041	11	176	14		47	52	477					47		30
Logan.....	4,240	851		10	34				75							
Lyon.....	24,927	9,879	38	407	135	111	36	563	1,224	171	572			212		
McPherson.....	21,521	10,298	23	566		581	17	288	644	75		33				3,011
Marion.....	22,415	9,570	124	506		78	31		756	351	44			285		
Marshall.....	23,880	9,876		317	41	84			498	33		249	140	519		466
Meade.....	5,055	2,415		260					337		206					
Miami.....	20,030	6,824	26	688		37	55	88	783		79	85				
Mitchell.....	14,089	6,792	20	529		84			735		135			117		
Montgomery.....	49,474	15,823	64	1,415	791	80	41	207	3,445	28	178					
Morris.....	12,397	3,957		124				197	852		51					343
Morton.....	1,333	347		64					30							
Nemaha.....	19,072	7,646		386		152		841	140	125		134	42			
Neosho.....	23,754	7,191	60	576		21			1,111		74					
Ness.....	5,883	2,381	17	96			145	38	176							
Norton.....	11,614	3,191		297		48	26	218	471	40						
Osage.....	19,905	5,780		202	28	54	21	289	60	106	125		100			186
Osborne.....	12,827	4,340	55	352	47	186		472	229	182	260		132			
Ottawa.....	11,811	3,925	10	241					71					72		
Pawnee.....	8,859	3,315	16	268	34	152			125	350						393
Phillips.....	14,150	3,878	43	266					197	343	75	14		79		
Pottawatomie.....	17,522	7,965		564			24	469	454							464
Pratt.....	11,156	4,390		612	110		262		524		360					
Rawlins.....	0,380	2,458	19	135				59	101			250				57
Reno.....	37,853	15,188	113	836	202	262	353	619	1,995	183		25		111		92
Republic.....	17,447	4,184	41	306		70			398		82					431
Rice.....	15,106	6,130	9	425		27	98	300	681	125	123	75				
Riley.....	15,783	6,323	11	534	72			508	515	439		6				576
Rooks.....	11,282	4,434	36	169	18			252	825		71					
Rush.....	7,826	4,023	188	110				18	140		48		103			
Russell.....	10,800	4,085		100	10	18		90		166				740		
Saline.....	20,338	8,884	21	618	230			139	450					663		1,412
Scott.....	3,047	683		102		105	35		165		59					
Sedgwick.....	73,095	29,800	275	2,949	960	180	233	1,009	3,597	226		125	54	111		
Seward.....	4,091	1,619	41	155		262			339		208					
Shawnee.....	61,874	23,623	101	1,894	1,267	60	152	1,805	1,980	112		61	60	311		156
Sheridan.....	5,651	1,540		91					125							
Sherman.....	4,549	738							327							
Smith.....	15,365	4,491	13	172				477	866							
Stafford.....	12,510	4,397		641	15	78		439	668		151	325				
Stanton.....	1,034	65														
Stevens.....	2,453	669		51	15				49		366					
Sumner.....	30,654	10,769	83	1,378	66	150	571	219	1,572		330			185		
Thomas.....	5,455	1,121		181			20		78		80		60			
Trego.....	5,398	1,505	12	139					25							36
Wabunsee.....	12,721	4,372		113	49		150	245	27			408				
Wallace.....	2,759	443		39					101							108
Washington.....	20,229	8,158		220		43			700	190	34	97		875		100
Wichita.....	2,006	582		40												
Wilson.....	19,810	5,719	5	631		73		120	1,228	72	46					102
Woodson.....	9,450	3,451		139				65	842	325						
Wyandotte.....	100,068	47,314	255	4,362	4,875	108		1,236	3,432			300		160		246
County location unknown ¹		961														

¹ See explanatory headnote on p. 238.

GENERAL TABLES.

TABLE 63.—NUMBER OF MEMBERS IN SELECTED DENOMINATIONS IN EACH STATE, BY COUNTIES: 1916—Contd.

KANSAS—Continued.

COUNTY.	MEMBERS: 1916.												
	Lutheran bodies—Con.			Methodist bodies.				Presbyterian bodies.		Protes- tant Episco- pal Church.	Roman Catholic Church.	United Brethren in Christ.	All other bodies.
	Synodical Conference.	Synod of Iowa and Other States.	Mennon- ite— General Confer- ence.	Methodist Episcopal.	Method- ist Episco- pal, South.	Free Method- ist.	African Method- ist Episco- pal.	Presby- terian in the U. S. A.	United Presby- terian.				
The state.....	15,081	2,945	4,937	151,348	1,795	1,794	4,975	45,263	4,995	5,843	128,948	19,924	29,209
Allen.....	248			2,765		60	98	1,158		44	504	630	59
Anderson.....				1,789			23	328	263		2,131	253	115
Atchison.....	430			1,245	212		198	574		297	2,577		43
Barber.....				910		30		144		50	326	95	177
Barton.....	562	160		1,336				338		16	3,881	300	363
Bourbon.....				2,594	39		165	595		85	789	70	848
Brown.....	236			2,326			171	831		51	1,584	271	1,332
Butler.....	17		326	1,876		3		317		56	476		376
Chase.....	152			631		7		271	8		250		68
Chautauqua.....				834				46		63	126	143	15
Cherokee.....				1,785		16	129	678		52	883	174	274
Cheyenne.....	77	118		473							117	58	106
Clark.....				478				151			120		97
Clay.....	184			1,996		14		629	120	129	282	160	808
Cloud.....				1,240		24		549	44	28	3,928	356	627
Coffey.....	35			2,009		14		256		65	400	217	72
Comanche.....				807				250			33		62
Cowley.....	153			3,765		38		1,369	150	246	587	732	252
Crawford.....	478	120		3,283			140	823	417	229	5,114	361	487
Decatur.....	104			783				171		7	314	76	157
Dickinson.....	320	35		2,604		77		1,054		46	1,605	261	884
Doniphan.....	205			906			151	298			1,479		156
Douglas.....				3,092		50	420	753	71	181	1,190	421	283
Edwards.....	27			1,088		27				21	656	133	
Elk.....				1,141				134			230	6	62
Ellis.....		350		394				115		26	7,480		205
Ellsworth.....	615			686		7		406		93	912	30	40
Finney.....	3			396				326		4	125		265
Ford.....	219	13		1,497		29		677		55	1,635		149
Franklin.....				2,805		30	104	429	205	93	420	163	
Geary.....	152			590		23	101	600		120	760		169
Gove.....				193							871		107
Graham.....				466				117			663	74	
Grant.....				43									
Gray.....				532				25			171	76	227
Greeley.....				138				41					
Greenwood.....				1,605		19		154		16	97	338	79
Hamilton.....				356				86		3	5		
Harper.....	18			1,648				475		41	274	172	333
Harvey.....	218		749	1,756				755		89	803		542
Haskell.....				134		10							36
Hodgeman.....	76		80	304						76	125		
Jackson.....	157			1,926				582		80	1,530	534	341
Jefferson.....				1,540			21	258		118	1,117	1,014	485
Jewell.....				1,971		15		134		15	405	447	734
Johnson.....				1,752		2	106	895		120	1,235		389
Kearny.....	110			185				62			61		
Kingman.....	185		203	1,366		20		277		54	1,437	217	
Kiowa.....				798		31						140	49
Labette.....	21			3,089		10	243	942		125	1,495	696	111
Lane.....	14			246							35		20
Leavenworth.....	655			927	341	22	33	624		246	6,131		1,140
Lincoln.....	936			703		21		506			392		433
Linn.....				1,846			49	143				86	140
Logan.....	59			454		20		21			40		61
Lyon.....	125			2,279		94	90	1,088		246	125	49	439
McPherson.....	292		1,195	1,586		125		341			15		1,501
Marion.....	835	83	1,740	1,759				299			1,037	41	1,001
Marshall.....	796			2,077		34		899		190	3,300		114
Meade.....	184	12		512		18		80			485		210
Miami.....	310			1,578	430		105	557		17	1,750	236	68
Mitchell.....	34	135		1,545		47		450		100	2,255	538	407
Montgomery.....	419			4,085			398	1,662		206	1,710	687	39
Morris.....	200			1,628		30		282			165	46	23
Morton.....				221				9					
Nemaha.....	32			1,616				140		55	3,274	291	418
Neosho.....		28		2,174			63	658		106	1,730	528	62
Ness.....	90		62	834		23		112			788		156
Norton.....	26			625		107		96		16	793	272	119
Osage.....	120			2,002		74	19	1,328		125	600	222	
Osborne.....	261			1,311		27		223			319		284
Ottawa.....				1,161		87		699		99	606	400	479
Pawnee.....	16			1,437				282		15	130	27	70
Phillips.....	59	385		1,137		49		203		10	277	317	424
Pottawatomie.....	334			1,263			12	114		45	3,944	204	28

RELIGIOUS BODIES.

TABLE 63.—NUMBER OF MEMBERS IN SELECTED DENOMINATIONS IN EACH STATE, BY COUNTIES: 1916—Contd.

KANSAS—Continued.

COUNTY.	MEMBERS: 1916.												
	Lutheran bodies—Con.		Mennonite—General Conference.	Methodist bodies.				Presbyterian bodies.		Protestant Episcopal Church.	Roman Catholic Church.	United Brethren in Christ.	All other bodies.
	Synodical Conference.	Synod of Iowa and Other States.		Methodist Episcopal.	Methodist Episcopal, South.	Free Methodist.	African Methodist Episcopal.	Presbyterian in the U. S. A.	United Presbyterian.				
Pratt.....	180			1,626		52		322		6	254		82
Rawlins.....	178			264				47			1,283		25
Reno.....	309		582	4,546				1,034	189	141	1,332	1,006	1,318
Republic.....				1,506				410	53	50	200	383	254
Rice.....	117			2,402				331	570	12	490	93	252
Riley.....	99			1,657		40	51	845	88	60	626		196
Rooks.....				1,083		15		85			1,490		135
Rush.....		537		1,055					65		1,329		6
Russell.....	157	280		960				81			704	506	216
Saline.....				1,423		20		998		163	1,913	439	395
Scott.....	17			145				30			18		7
Sedgwick.....	284			6,805		60		3,048	432	377	6,233	1,151	855
Seward.....				565				103		25	75	79	29
Shawnee.....	368			5,344		57	577	2,775	364	791	4,267	592	579
Sheridan.....	60			256				101			889		18
Sherman.....				344						26			41
Smith.....	171	372		960		66		138				1,116	140
Stafford.....	16			1,074		61			115		312	244	258
Stanton.....				41									24
Stevens.....				188									
Sumner.....	58			4,126		21		1,234	69	9	362	159	177
Thomas.....	18			486				62			100		36
Trego.....		285		385				230		24	318	51	
Wabunsee.....	935			1,040		8		63	154		845		335
Wallace.....	10			102							83		
Washington.....	891			1,381		28		503		22	2,267	204	603
Wichita.....		32		186				60			264		
Wilson.....				1,875				464		20	636	207	240
Woodson.....	81			809				292		30	513	230	125
Wyandotte.....	333			5,292	773	62	1,478	2,110	220	415	19,291	183	2,183
County location unknown ¹				490				8					463

¹ See explanatory headnote on p. 238.

KENTUCKY.

COUNTY.	Population: 1910.	All denominations.	MEMBERS: 1916.												
			Baptist bodies.						Christian Church (Christian Convention).	Churches of Christ.	Disciples of Christ.	German Evangelical Synod.	Jewish congregations.	Lutheran—General Synod.	
			Baptists.		General.	Regular.	Separate.	United.							Primitive.
		Southern Convention.	National Convention.												
The state.....	2,289,905	967,602	252,554	98,052	8,663	8,609	1,859	17,125	2,250	2,424	24,216	129,912	8,773	2,695	3,845
Adair.....	16,503	7,195	1,431	261		171	170		25		223	1,691			
Allen.....	14,882	5,674	3,065	333	596			60			45	100			
Anderson.....	10,146	4,446	1,152	386							330	2,118			
Ballard.....	12,690	4,739	1,663	503	139					46	108	342			
Barren.....	25,293	11,195	4,959	2,291				213			783	1,053			
Bath.....	13,988	3,895	60	178				88				2,019			
Bell.....	28,447	5,713	3,024	475				126				241			
Boone.....	9,420	4,653	1,822	382				165				933			442
Bourbon.....	17,462	9,565	836	1,690								3,427			
Boyd.....	23,444	7,064	942	221		70		52		110		482			
Boyle.....	14,668	8,284	1,925	1,727							191	1,277			
Bracken.....	10,308	4,532	1,008									1,450			
Breathitt.....	17,540	3,264	222			653		264	27			916			
Breckinridge.....	21,034	8,628	2,632	519								40			
Bullitt.....	9,487	3,959	2,192	48							105	381			16
Butler.....	15,805	6,724	2,659	78	417						1,200	1,268			
Caldwell.....	14,063	6,200	2,646	595	55			188				613			
Calloway.....	19,867	8,808	2,753	132					43		1,324	656			
Campbell.....	59,369	29,155	2,456	170								818	1,980		350
Carlisle.....	9,048	3,757	1,716	135							282	325			
Carroll.....	8,110	4,423	1,801	324								1,130			
Carter.....	21,966	3,515	398					333		820		942			
Casey.....	15,479	5,539	1,288				70				1,012	1,627			
Christian.....	38,845	19,322	3,572	6,711	155			384	6		351	2,210			
Clark.....	17,987	8,503	1,626	1,944							378	2,067			
Clay.....	17,789	4,799	2,845	105				582				850			
Clinton.....	8,153	2,744	1,121									325			
Crittenden.....	13,296	5,338	2,026	85	496	155						131			
Cumberland.....	9,846	3,844	625	95		203					267	863			
Daviess.....	41,020	23,379	7,403	2,557	58						1,498	218	95		

GENERAL TABLES.

TABLE 63.—NUMBER OF MEMBERS IN SELECTED DENOMINATIONS IN EACH STATE, BY COUNTIES: 1916—Contd.

KENTUCKY—Continued.

COUNTY.	Popula- tion: 1910.	MEMBERS: 1916.																					
		All denomi- nations.	Baptist bodies.					Chris- tian Church (Chris- tian Conven- tion).	Churches of Christ.	Disciples of Christ.	German Evangel- ical Synod.	Jewish congre- gations	Luther- an— General Synod.										
			Baptists.		General.	Regular.	Sepa- rate.							United.	Primi- tive.								
			Southern Conven- tion.	National Conven- tion.																			
Edmonson	10,469	4,316	2,490	305	434			234			255												
Elliott	9,814	1,431				435		535	71			77											
Estill	12,273	2,901	381	58							25	2,005											
Fayette	47,715	27,103	4,125	7,429							21	5,414			275								
Fleming	16,066	6,545	502	120				92		373		2,634											
Floyd	18,623	3,768	155	155		988		687		68		721											
Franklin	21,135	10,443	3,843	1,422							195	2,198											
Fulton	14,114	6,068	1,347	999							260	317											
Gallatin	4,697	2,169	861	264							150	525											
Garrard	11,894	6,718	2,012	2,047							180	1,393											
Grant	10,581	5,628	2,423	216				114	38			2,061											
Graves	33,539	14,458	4,400	410	36			88	94		1,665	700											
Grayson	19,958	6,876	1,958	162	275			40	138		372	601											
Green	11,871	5,560	2,414	597			620				88	80											
Greenup	18,475	4,199	1,012			206		147		232		922											
Hancock	8,512	3,361	1,684	115																			
Hardin	22,696	12,445	4,027	725				92			150	828											
Harlan	10,566	2,843	1,035	182			157				40	385											
Harrison	16,873	8,796	1,213	647						7	150	3,226											
Hart	18,173	7,316	3,450	400	34		316				529	795											
Henderson	29,352	11,870	3,052	2,116	227						60	895	176	100									
Henry	13,716	9,227	2,815	2,217			62				60	2,184											
Hickman	11,750	5,003	933	539							182	200											
Hopkins	34,291	12,485	2,580	2,391	938					125		2,214											
Jackson	10,734	3,803	2,609									1,045											
Jefferson	262,920	139,573	14,590	18,473							1,913	6,376	6,119	2,200	2,977								
Jessamine	12,613	5,970	876	1,172				47			40	1,664											
Johnson	17,482	5,559	417			384		3,037	95		140	693											
Kenton	70,355	35,728	3,008	1,086								3,019	130	25	18								
Knott	10,791	896	155			611		70															
Knox	22,116	6,524	4,507	193								573											
Larue	10,701	5,159	3,065	277			23	179				737											
Laurel	19,872	6,651	3,090	132							14	1,348											
Lawrence	20,067	5,063	517	17			121		1,935	19		190											
Lee	9,531	2,593	310	100								1,770											
Leslie	8,976	1,199	285	28								694											
Letcher	10,623	2,322	204	411			849			24		12											
Lewis	16,887	4,067	290				17				636	1,400											
Lincoln	17,897	7,448	2,253	1,220				152			109	2,162											
Livingston	10,627	4,145	1,782	130	39			515			73	124											
Logan	24,977	13,151	6,284	1,742	267					36		861											
Lyon	9,423	2,929	1,435	304																			
McCracken	35,064	14,845	3,220	1,885							290	1,000	150										
McCreary	(1)	1,664	1,094					238				115											
McLean	13,241	5,417	1,778	154	681			78			145	585											
Madison	26,951	12,312	3,177	3,773							21	3,215											
Magoffin	13,654	2,215	329				28		1,229	185		144											
Marion	16,330	10,281	1,368	284				37				450											
Marshall	15,771	5,831	1,947							244	1,165	245											
Martin	7,291	1,838	30				173	1,272				171											
Mason	18,611	9,474	747	974						40		1,748											
Meade	9,783	6,730	1,671	280				18				147											
Menifee	6,153	765	236	37				109	66			120											
Mercer	14,063	9,347	2,861	876								555											
Metcalfe	10,453	3,401	1,337	111				172				305											
Monroe	13,663	6,803	2,323	59	39			35			1,502	2,255											
Montgomery	12,868	4,430	377	132								1,943											
Morgan	16,259	3,556	73			1,055		416	380		125	1,359											
Muhlenberg	28,598	10,938	5,220	810	1,198							286											
Nelson	16,830	12,725	2,027	602							143	609											
Nicholas	10,601	4,030	394					36				1,906											
Ohio	27,642	11,887	6,159	313	189			590			603	843											
Oldham	7,248	4,178	1,401	470								677											
Owen	14,248	7,846	5,373	679								945											
Owsley	7,979	1,540	371									528											
Pandleton	11,985	6,667	2,360	43						20		2,112											
Perry	11,255	2,533	395	281			185					402											
Pike	31,679	4,376	362	67			1,395					1,564											
Powell	6,268	1,779	142					244	20			1,057											
Pulaski	35,986	11,997	5,345	665				1,132			1,287	1,116											
Robertson	4,121	1,657	150				36					750											
Rockcastle	14,473	4,777	2,859					18			712	1,082											
Rowan	9,438	1,022	106	45				62			65	415											
Russell	10,861	3,221	1,095	80			192	389			9	369											
Scott	16,956	8,079	1,775	2,107							40	2,500											

¹ New county since 1910; formed from parts of Pulaski, Wayne, and Whitley in 1912.

RELIGIOUS BODIES.

TABLE 63.—NUMBER OF MEMBERS IN SELECTED DENOMINATIONS IN EACH STATE, BY COUNTIES: 1916—Contd

KENTUCKY—Continued.

COUNTY.	Popula- tion: 1910.	MEMBERS: 1916.															
		All denomi- nations.	Baptist bodies.					Chris- tian Church (Chris- tian Conven- tion).	Churches of Christ.	Disciples of Christ.	German Evangel- ical Synod.	Jewish congre- gations.	Luther- an— Gener- al Synod				
			Baptists.		General.	Regular.	Sepa- rate.							United.	Primi- tive.		
			Southern Conven- tion.	National Conven- tion.													
Shelby.....	18,041	9,146	4,135	1,228				54				45	1,584				
Simpson.....	11,460	3,045	163	1,379	155							381				4	
Spencer.....	7,567	3,458	2,078	291								68	605				
Taylor.....	11,961	6,782	2,013	1,177			284	87	15				260				
Todd.....	16,488	7,753	1,385	1,217	472	83						351	999				
Trigg.....	14,539	5,330	2,414	1,057				124					225				
Trimble.....	6,512	2,554	1,085	88									738				
Union.....	19,886	8,771	2,082	91								329	686				
Warren.....	30,579	15,377	4,575	2,286	115							794	1,732				
Washington.....	13,940	9,198	2,576	88								502	1,250				
Wayne.....	17,518	6,473	4,397	127			28					270	350				
Webster.....	20,974	8,046	2,312	481	1,648				141			117	530				
Whitley.....	31,982	10,019	6,962	139				81				136	1,323				
Wolfe.....	9,864	1,479	222						155				507				
Woodford.....	12,571	7,858	1,559	2,796								60	1,155				
County location un- known ¹		987	212														

COUNTY.	MEMBERS: 1916.												
	Methodist bodies.						Presbyterian bodies.			Protes- tant Episco- pal Church.	Re- formed Church in the U. S.	Roman Catholic Church.	All other bodies.
	Method- ist Episcopal.	Method- ist Prot- estant.	Methodist Episcopal, South.	African Methodist Episcopal.	African Method- ist Epis- copal Zion.	Colored Method- ist Epis- copal.	Presbyte- rian in the U. S. A.	Cumber- land Pres- byterian.	Presbyte- rian in the U. S.				
The state.....	30,147	1,836	114,795	10,187	5,578	8,911	14,354	11,827	22,242				
Adair.....	367		1,878	5	161	26	40	248					498
Allen.....	230		1,015	103				31	5				91
Anderson.....			124	35			97		161	13		30	
Ballard.....			1,613	149				176					
Barren.....			1,457				107	228	78			12	14
Bath.....	204		408			262	75					24	577
Bell.....	357		356	158	167				312	73		24	389
Boone.....	195		403						159			127	25
Bourbon.....	697		1,194	74		296			590	91		670	
Boyd.....	1,267		1,416	32			461	284	112			1,135	480
Boyle.....	41		905	761		47	436		460	62		435	17
Bracken.....	330		525						368			742	109
Breathitt.....			260	13					423				240
Breckenridge.....	648		2,157	39			111	503				1,842	137
Bullitt.....	12		636	51								518	
Butler.....	153	381	306				108						
Caldwell.....	235		228			495	320	640		10		133	42
Calloway.....			3,460	104			38	279					19
Campbell.....	990		1,016	78			611			546		18,409	1,731
Carlisle.....	44		818	3				103				281	50
Carroll.....			800						88			280	
Carter.....	90	40	614						93	2			183
Casey.....	702		287										553
Christian.....	177		2,550		18	1,271	96	394	424	169			247
Clark.....	157		1,158	52		193	156		324	82			280
Clay.....	174		31	15				167				30	
Clinton.....	505		732	7									54
Crittenden.....			1,190			87	224	785	159				
Cumberland.....			1,358			170	97	166					
Daviess.....	170		2,194	75	150	40	482	346	310	65		7,673	45
Edmonson.....			217					81				300	
Elliott.....			255	58									
Estill.....		62	330									40	
Fayette.....	1,280		1,139	645		75	380		1,102	944		4,150	124
Fleming.....	548	8	1,394				375		189			310	
Floyd.....		40	867				40						47
Franklin.....			633	350			450		217	296		800	39
Fulton.....			2,325	85		100	15	332	25	114			149
Gallatin.....			255										114
Garrard.....			506	201			195		149				35
Grant.....			445			70	23		108				130
Graves.....	191		2,890	629		35	229	749		14		1,965	363
Grayson.....	429		676	17				610				1,590	8
Green.....			1,046					438					
Greenup.....	598	278	698	46					30			30	

¹ See explanatory headnote on p. 238.

GENERAL TABLES.

TABLE 63.—NUMBER OF MEMBERS IN SELECTED DENOMINATIONS IN EACH STATE, BY COUNTIES: 1916—Contd.

KENTUCKY—Continued.

COUNTY.	MEMBERS: 1916.												
	Methodist bodies.					Presbyterian bodies.			Protes- tant Episco- pal Church.	Re- formed Church in the U. S.	Roman Catholic Church.	All other bodies.	
	Method- ist Episcopal.	Method- ist Prot- estant.	Methodist Episcopal, South.	African Methodist Episcopal.	African Method- ist Episco- pal Zion.	Colored Method- ist Episco- pal.	Presbyte- rian in the U. S. A.	Cumber- land Pres- byterian.					Presbyte- rian in the U. S.
Hancock.....			686					152	172			326	226
Hardin.....	400		2,344	75		20		286	250			3,248	
Harlan.....	419		27	48	65		249					25	211
Harrison.....	527		2,243	165					354	32		232	
Hart.....	200		1,377					148	40				27
Henderson.....	237		1,877		273				845	377		1,541	93
Henry.....			1,584	62	35				121			70	17
Hickman.....			2,396	199		23		171	5	25		230	95
Hopkins.....	235		1,954		582	466	150	308	5	28		227	302
Jackson.....									22				127
Jefferson.....	2,393		8,111	1,270	1,686	1,071	2,064	27	5,833	4,576	1,419	54,564	3,906
Jessamine.....	280		868	335			56		401	19		212	
Johnson.....	411		267									115	
Kenton.....	1,962		893	165		180	875		389	483	294	22,961	240
Knott.....							40						20
Knox.....	775		183	105	15		92					30	51
Larue.....			593			36	35	149				65	
Laurel.....	917	110	173	35			34				113	95	
Lawrence.....	380	456	1,225	25						15			163
Lee.....	133								156	72		52	
Leslie.....							192						
Letcher.....			306		85		70		46	33		255	27
Lewis.....	885	85	410						39			103	50
Lincoln.....	226		549	417					207		105	200	
Livingston.....	88		1,258					136					
Logan.....	257		1,547		494	93	297	517		40		125	44
Lyon.....			1,097			14	57						22
McCracken.....	87		2,687	750		532	140	415	494	366		2,000	829
McCreary.....	178		27									12	
McLean.....	214		1,195	8	20		14	280				265	
Madison.....	640		566	346			18		330	18		120	24
Magoffin.....	300												
Marion.....	28		1,033		108	120	211		215			6,427	
Marshall.....			1,904					296					30
Martin.....			108				30						54
Mason.....	1,781		1,648				249		269	115		1,850	53
Meade.....	288		709	92		25	49	75		75		3,200	101
Menifee.....			104			33						2	58
Mercer.....			699	478			595	150	759	20		150	
Metcalfe.....			405		170		46	409					176
Monroe.....	158		363	69									
Montgomery.....	65		588		34	494	260					485	
Morgan.....			140						8				
Muhlenberg.....	177		1,543		340	15		633	230				28
Nelson.....	140		1,115		340				419			7,330	
Nicholas.....	207		1,070			195			204				18
Ohio.....	518	130	2,175		25	48		165	89			23	17
Oldham.....	167		674	94		48	114		124	117		292	
Owen.....	145		678						6				20
Owsley.....	365		39				237						
Pendleton.....	65		1,300	40			58					689	
Perry.....			256	3			780		113			17	101
Pike.....	68		238				215		143			60	
Powell.....	130		212			93							145
Pulaski.....	510		884	110					249			310	389
Robertson.....	386		335										
Rockcastle.....			37				69						
Rowan.....		123	96									10	100
Russell.....			835			15	15						222
Scott.....	200		590	49					469	11		273	
Shelby.....	160		1,023	173	50		45		412	37		200	
Simpson.....			571	85			166		59			20	24
Spencer.....	20		194	15					62			125	
Taylor.....	47		1,550	58		103	72	269	309			538	
Todd.....			1,844		41	1,152	73	106	30				263
Trigg.....			1,060			155	32						40
Trimble.....			675									16	
Union.....			1,086		12	485	129	181	178	57		3,455	
Warren.....	507		1,997	457		200	640	279	625	125		651	394
Washington.....			511	56	534				388			3,293	
Wayne.....			1,069	128			97					7	
Webster.....	363		1,218		177	16	125	536					382
Whitley.....	299		379	176	16				137	44		192	135
Wolfe.....	51	123	201										130
Woodford.....	191		331	314					995	83		196	
County location un- known ¹	176		100					47					182

¹ See explanatory headnote on p. 238.

RELIGIOUS BODIES.

TABLE 63.—NUMBER OF MEMBERS IN SELECTED DENOMINATIONS IN EACH STATE, BY COUNTIES: 1916—Contd.

LOUISIANA.

PARISH.	Popula- tion: 1910.	MEMBERS: 1916.												
		All denomi- nations.	Baptists.		Jewish congre- gations.	Luther- an- Synod- ical Confer- ence.	Methodist bodies.				Presby- terian Church in the U. S.	Protes- tant Epis- copal Church.	Roman Catholic Church.	All other bodies.
			Southern Conven- tion.	National Conven- tion.			Method- ist Epis- copal.	Method- ist Epis- copal, South.	African Method- ist Epis- copal.	Colored Method- ist Epis- copal.				
The state.....	1,656,388	863,067	66,298	146,720	4,284	7,429	18,311	38,940	10,260	13,762	9,636	11,632	509,910	25,885
Acadia.....	31,847	25,431	621	582	294	174	927	325	150	80	21,627	651
Allen.....	(¹) 4,248	4,248	871	1,050	105	463	33	75	1,200	205
Ascension.....	23,887	13,012	504	1,748	20	235	235	52	90	10,036	92
Assumption.....	24,128	22,406	1,758	15	227	30	60	75	20,241
Avoyelles.....	34,102	30,581	519	4,476	74	461	525	60	60	24,396	10
Beauregard.....	(¹) 21,776	2,161	762	77	94	611	197	187	13	220
Bienville.....	6,887	1,389	3,157	1,334	20	713	34	10	230
Bossier.....	21,738	8,640	856	4,717	178	559	128	1,769	171	262
Caddo.....	58,200	27,975	3,643	11,071	824	869	2,969	522	2,128	929	678	2,823	1,519
Calcasieu.....	62,767	15,686	1,577	1,237	72	182	714	938	32	361	235	323	9,405	610
Caldwell.....	8,593	2,854	882	1,062	719	191
Cameron.....	4,288	4,348	16	4,332
Catahoula.....	10,415	1,288	450	579	8	151	22	7	18	41	12
Clabourne.....	25,050	10,893	1,964	4,030	1,207	127	2,673	40	2	850
Concordia.....	14,278	3,678	25	2,951	178	94	100	175	155
De Soto.....	27,689	17,699	2,185	11,076	782	1,095	209	378	363	138	800	673
East Baton Rouge.....	34,580	21,196	1,075	4,509	30	885	1,712	222	740	360	10,880	783
East Carroll.....	11,637	3,554	50	2,721	45	141	349	108	140
East Feliciana.....	20,055	4,253	748	747	75	1,061	826	195	92	240	32	140	97
Evangeline.....	(²) 11,989	9,437	706	492	24	66	32	10	8,050	57
Franklin.....	4,165	1,297	1,991	624	10	40	166	37
Grant.....	4,966	2,244	1,711	132	260	109	326	184
Iberia.....	31,262	17,816	1,393	73	611	334	23	26	99	300	14,800	157
Iberville.....	30,954	14,072	66	4,148	211	90	198	12	97	9,250
Jackson.....	13,818	4,842	1,616	1,310	23	599	37	1,015
Jefferson.....	18,247	9,533	759	405	67	91	241	98	7,710	162
Jefferson Davis.....	(¹) 10,014	10,014	271	887	68	494	315	99	5	6,900	975
La Salle.....	9,402	2,029	801	460	510	43	7	208
Lafayette.....	28,733	22,312	80	180	12	239	254	51	55	21,441
Lafourche.....	33,111	21,485	1,060	183	240	87	35	25	19,600	255
Lincoln.....	18,485	9,118	2,929	3,554	90	1,784	7	259	246	15	234
Livingston.....	10,627	3,784	2,088	31	92	653	42	878
Madison.....	10,676	2,213	26	1,522	84	92	28	80	381
Morehouse.....	18,786	6,829	751	3,111	17	254	909	370	1,013	133	45	226
Natchitoches.....	36,455	19,490	2,080	3,511	964	577	259	14	31	62	11,910	82
Orleans.....	339,075	195,617	1,279	11,369	2,653	6,025	3,475	3,220	1,219	202	3,878	6,630	147,696	7,971
Ouachita.....	25,530	9,428	1,185	4,356	350	72	1,017	45	482	302	241	800	578
Plaquemines.....	12,524	6,772	728	84	92	28	80	381
Pointe Coupee.....	25,289	8,795	132	1,073	311	90	51	138	138	7,000	150
Rapides.....	44,645	23,493	4,652	7,023	255	732	1,858	327	92	383	476	7,406	289
Red River.....	11,402	4,258	337	3,242	126	216	166	97	74
Richland.....	15,769	6,588	713	3,854	395	1,130	155	75	13	253
Sabine.....	19,874	8,680	3,838	433	277	920	1,490	1,722
St. Bernard.....	5,277	2,094	234	234	18	23	1,800	19
St. Charles.....	11,207	2,608	639	52	1,900	17
St. Helena.....	9,172	3,428	932	159	39	1,013	815	133	337
St. James.....	23,009	13,426	1,152	387	15	11,872
St. John the Baptist.....	14,838	9,041	711	14	29	39	33	8,175
St. Landry.....	66,661	32,038	521	3,655	460	517	48	80	143	26,530	84
St. Martin.....	23,070	11,926	542	341	25	18	11,000
St. Mary.....	39,368	17,835	3,277	791	699	310	49	99	302	12,308
St. Tammany.....	18,917	6,837	905	504	68	160	496	254	241	95	4,114
Tangipahoa.....	29,160	15,921	2,648	812	91	253	864	958	201	194	8,395	1,505
Tensas.....	17,060	3,930	45	3,307	66	121	76	43	52	159	61
Terrebonne.....	28,320	15,734	24	2,235	196	319	17	162	287	12,419	75
Union.....	20,451	6,682	4,396	1,371	386	100	50	379
Vermilion.....	26,390	26,714	144	363	120	858	44	105	22	24,928	130
Vernon.....	17,384	4,767	2,153	618	11	157	614	317	127	11	170	589
Washington.....	18,886	8,270	4,197	1,368	401	1,199	244	71	44	746
Webster.....	19,186	9,320	1,953	3,930	1,388	117	1,486	78	40	76	252
West Baton Rouge.....	12,636	3,911	887	677	45	2	2,300
West Carroll.....	6,249	2,017	681	665	428	95	100	48
West Feliciana.....	13,449	2,424	1,843	20	74	99	181	207
Winn.....	18,357	6,294	3,249	2,017	257	25	281	23	62	380
County location un- known ³	5,324	4,885	439

¹ New county since 1910; formed from part of Calcasieu in 1912.² New county since 1910; formed from part of St. Landry in 1911.³ See explanatory headnote on p. 238.

RELIGIOUS BODIES.

TABLE 63.—NUMBER OF MEMBERS IN SELECTED DENOMINATIONS IN EACH STATE, BY COUNTIES: 1916—Contd.

MARYLAND—Continued.

COUNTY.	MEMBERS: 1916.													
	Methodist bodies.						Presbyterian bodies.		Protestant Episcopal Church.	Reformed Church in the U. S.	Roman Catholic Church.	United Brethren in Christ.	United Evangelical Church.	All other bodies.
	Methodist Episcopal.	Methodist Protestant.	Methodist Episcopal, South.	African Methodist Episcopal.	African Methodist Episcopal Zion.	Colored Methodist Protestant.	Presbyterian in the U. S. A.	Presbyterian in the U. S.						
The state.....	112,853	22,174	15,751	10,509	2,519	1,147	19,603	1,580	38,469	15,801	219,530	8,237	2,155	13,048
Allegany.....	4,283	562	994	90	60	1,677	1,257	804	14,121	359	84	550
Anne Arundel.....	5,241	463	1,211	309	40	20	398	2,026	4,479	88	105
Baltimore.....	9,005	1,039	1,074	782	123	1,722	229	3,970	47	17,814	542	134	544
Baltimore city.....	30,217	6,363	2,500	5,204	345	378	9,105	879	17,209	5,570	137,730	1,686	951	6,662
Calvert.....	2,467	469	160	389	321	41
Caroline.....	3,385	643	132	301	158	167	400	247
Carroll.....	3,724	1,421	461	232	61	228	2,496	1,137	452	162
Cecil.....	3,116	601	414	1,112	347	1,150	330
Charles.....	698	451	1,224	8,405	133
Dorchester.....	5,098	952	1,372	519	416	470	550	167
Frederick.....	3,384	1,087	542	247	329	769	4,292	3,529	748	403
Garrett.....	2,325	331	36	80	52	192	759	586	317
Harford.....	3,354	1,154	379	418	1,565	759	1,637	112	321
Howard.....	1,693	508	508	153	248	37	965	1,928	279
Kent.....	2,895	797	173	211	500	61	433	674	172
Montgomery.....	3,133	456	1,723	84	171	805	151	1,229	1,343	216
Prince Georges.....	2,286	1,256	314	83	498	64	2,747	7,261	178
Queen Anns.....	3,020	549	363	85	460	470	32
St. Marys.....	758	48	81	20	911	12,980	122
Somerset.....	7,487	1,326	205	72	294	334	190	19
Talbot.....	3,543	600	492	341	187	36	814	650	100
Washington.....	2,117	3	190	272	159	821	2,233	1,663	3,864	507	1,743
Wicomico.....	5,128	2,718	907	148	1,025	30	355	348	264	302
Worcester.....	4,496	932	365	377	850	519	75	34

MASSACHUSETTS.

COUNTY.	Population: 1910.	MEMBERS: 1916.												
		All denominations.	Adventist bodies.		Armenian Church.	Baptists—Northern Convention.	Christian Church (Christian Convention).	Congregational Churches.	Eastern Orthodox Churches.			Independent churches.	Jewish congregations.	Lithuanian National Catholic Church.
			Advent Christian.	Seventh-day Adventist.					Greek (Hellenic).	Russian.	Syrian.			
The state.....	3,366,416	1,977,482	2,780	1,655	9,285	86,551	1,846	133,509	19,882	3,983	3,930	3,165	38,867	3,786
Barnstable.....	27,542	8,058	482	1,097
Berkshire.....	105,259	67,871	203	5	3,865	6,546	156	101	300
Bristol.....	318,573	205,474	301	108	5,126	1,514	5,623	800	313	49	555
Dukes.....	4,504	2,061	215	185
Essex.....	436,477	241,342	640	110	2,400	10,362	332	15,731	3,100	1,085	1,080	538	5,160	2,736
Franklin.....	43,600	18,339	8	1,169	4,291	450
Hampden.....	231,369	157,526	431	68	5,495	13,313	400	760	766	1,600
Hampshire.....	63,327	40,445	22	568	7,246
Middlesex.....	669,915	395,952	189	404	1,820	25,783	27,609	12,600	230	294	2,261
Nantucket.....	2,962	1,369	65	104
Norfolk.....	187,506	83,591	12	4,422	8,803	242	120
Plymouth.....	144,337	62,527	281	7	65	3,473	6,349	600	211	15
Suffolk.....	731,388	448,508	404	229	2,000	16,938	17,056	1,439	1,850	248	26,948
Worcester.....	399,657	249,399	331	682	3,000	8,568	19,556	2,382	1,000	266	1,908	1,050
County location unknown ¹	20

¹ See explanatory headnote on p. 238.

GENERAL TABLES.

TABLE 63.—NUMBER OF MEMBERS IN SELECTED DENOMINATIONS IN EACH STATE, BY COUNTIES: 1916—Contd.

MASSACHUSETTS—Continued.

COUNTY.	MEMBERS: 1916.														
	Lutheran bodies.		Methodist bodies.				Presbyterian bodies.		Protestant Episcopal Church.	Roman Catholic Church.	Salvation Army.	Spiritualists (National Association).	Unitarians.	Universalists.	All other bodies.
	General Council.	Synodical Conference.	Methodist Episcopal.	Primitive Methodist.	African Methodist Episcopal.	African M. E. Zion.	Presbyterian in the U. S. A.	United Presbyterian.							
The state.....	8,209	4,971	75,965	1,599	1,581	1,527	7,326	2,993	75,217	1,410,208	3,002	1,510	41,587	13,203	19,345
Barnstable.....			1,362						216	3,765		50	590	293	203
Berkshire.....	605		4,512		61	42			3,531	48,954	55	33	125	334	443
Bristol.....	420		6,162	711	177	134	400	350	8,337	168,156	309	156	1,928	663	2,682
Dukes.....			410		5				86	1,100			60		
Essex.....	240		10,397	438	68		1,021	450	9,233	165,741	543	374	3,978	3,384	2,181
Franklin.....	239	8	1,123		6				536	8,880			964	163	502
Hampden.....	365	1,283	6,014		131	15	707	145	4,097	119,344	201	130	781	608	872
Hampshire.....		260	1,500			45			766	28,663			375		
Middlesex.....	1,555	40	17,684	450	228	175	919	475	14,929	268,988	477	309	11,343	3,202	3,988
Nantucket.....			75						175	750			200		
Norfolk.....	502		2,669				1,200	194	5,155	54,160	20	26	4,918	899	249
Plymouth.....	853	175	3,587		107			150	1,791	40,915	160	108	2,587	396	688
Suffolk.....	1,192	2,736	10,883		747	930	2,733	586	19,076	320,604	714	202	9,384	1,575	4,944
Worcester.....	2,238	469	9,587		51	186	346	643	6,789	181,098	514	122	4,354	1,686	2,573
County location unknown ¹															20

¹ See explanatory headnote on p. 238.

MICHIGAN.

COUNTY.	Population: 1910.	MEMBERS: 1916.													
		All denominations.	Adventist—Seventh-day.	Armenian Church.	Baptists—Northern Convention.	Congregational Churches.	Disciples of Christ.	Eastern Orthodox Churches—Russian.	Evangelical Association.	German Evangelical Synod.	Jewish congregations.	Latter Day Saints—Reorganized Church of Jesus Christ.	Lutheran bodies.		
													General Council.	Synodical Conference.	Joint Synod of Ohio and Other States.
The state.....	2,810,173	1,181,431	6,266	5,000	49,766	35,597	12,740	5,509	9,599	22,483	5,333	7,487	11,823	67,001	13,031
Alcona.....	5,703	1,418			83							88			
Alger.....	7,675	2,030											112		
Allegan.....	39,819	10,202	204		531	734	260		183			96		324	
Alpena.....	19,965	11,025	35		419	397				19		213		484	
Antrim.....	15,692	2,917	55		56	302	9					141	41	20	
Arenac.....	9,640	3,254	52		63	83						34		356	
Baraga.....	6,127	2,216	18										130		
Barry.....	22,633	5,471	84		389	121	37		304						88
Bay.....	68,238	36,170	87		952	331			138		160	513	265	4,380	
Benzie.....	10,638	1,833	46			756	110					215			
Berrien.....	53,622	17,645	293		1,178	1,481	542		945	2,916	63	157	32	2,268	
Branch.....	25,605	6,490	45		714	392	86		50			137		140	
Calhoun.....	56,638	16,682	741		1,354	729	170	440	39	300		34		1,098	
Cass.....	20,624	4,646	42		622	167	465		95					90	
Charlevoix.....	19,157	5,913	6		345	177			123	25		342		109	
Cheboygan.....	17,872	5,880	41		240	339	80					69	47	54	
Chippewa.....	24,472	12,212	13		227	67	149				30		30		
Clare.....	9,240	1,807	15		79	193						222		177	
Clinton.....	23,129	7,871	48		567	501	110		30					387	
Crawford.....	3,934	844													
Delta.....	30,108	16,421	36		113	213							1,111	382	
Dickinson.....	20,524	12,259	4		159					35			826	17	
Eaton.....	30,499	5,363	206		622	1,039									23
Emmet.....	18,561	6,307	70		200		276		150	150	15	50		87	
Genesee.....	64,555	21,831	167		2,068	419	360	54	445			301	70	253	
Gladwin.....	8,413	1,486	29				74		105			200		245	
Gogebic.....	23,333	10,647			32								1,066		
Grand Traverse.....	23,784	6,402	88		279	466	508		75	71		152	23	116	
Grafton.....	28,820	7,519	167		505	129	529		179			45		90	
Hillsdale.....	29,673	5,650	76		728	741	170		27					120	
Houghton.....	88,098	45,568	40		201	1,107							588	721	
Huron.....	34,758	16,148	58		262	10			756	26		378		3,264	123
Ingham.....	53,310	20,243	206		2,069	1,412	175		34	490		165		1,536	
Ionia.....	33,550	9,422	21		881	416	792		153			79		317	
Iosco.....	9,753	2,770	17		205							289	141	513	
Iron.....	15,164	9,346	15		60								630	116	
Isabella.....	23,029	7,116	46		200		409		91			47		156	
Jackson.....	53,426	20,072	166		2,039	759			217	566		31		772	
Kalamazoo.....	60,427	14,142	74		1,492	789	290		110		210			175	
Kalkaska.....	8,097	999	15		50		85					112			

RELIGIOUS BODIES.

TABLE 63.—NUMBER OF MEMBERS IN SELECTED DENOMINATIONS IN EACH STATE, BY COUNTIES: 1916—Contd.

MICHIGAN—Continued.

COUNTY.	Population: 1910.	MEMBERS: 1916.											Lutheran bodies.		
		All denominations.	Adventist—Seventh-day.	Armenian Church.	Baptists—Northern Convention.	Congregational Churches.	Disciples of Christ.	Eastern Orthodox Churches—Russian.	Evangelical Association.	German Evangelical Synod.	Jewish congregations.	Latter Day Saints—Reorganized Church of Jesus Christ.	General Council.	Synodical Conference.	Joint Synod of Ohio and Other States.
Kent.....	150,145	66,493	311	100	3,216	3,232	981	60	254	935	100	163	564	1,380
Keweenaw.....	7,156	1,134	30
Lake.....	4,939	565	75	44	65	349
Lapeer.....	26,033	5,502	64	567	335	172	28	264
Leelanau.....	10,608	5,152	310	126	88
Lenawee.....	47,907	14,657	27	1,793	775	168	212	63	1,229
Livingston.....	17,736	5,792	537	204	185	119	16	235
Luce.....	4,004	1,197	4	128
Mackinac.....	9,249	2,780	19	41
Macomb.....	32,606	16,242	26	240	742	20	50	1,698	3,431
Manistee.....	26,688	9,937	15	300	289	61	45	412	1,250	186
Marquette.....	46,739	21,174	251	1,236	227
Mason.....	21,832	8,062	32	241	338	231	243	494	550
Mecosta.....	19,466	4,904	66	198	320	205	45	135	497
Menominee.....	25,648	11,749	118	199	65	355	716
Midland.....	14,005	4,027	95	312	75	203	314
Missaukee.....	10,606	1,798	40	40
Monroe.....	32,917	16,020	158	269	53	457	2,343	738
Montcalm.....	32,069	7,243	339	370	1,045	353	120	180	241
Montmorency.....	3,755	616	81	75	151
Muskegon.....	40,577	13,907	66	712	777	170	300	633	370
Newaygo.....	19,220	3,568	18	228	214	151	17
Oakland.....	49,576	14,410	182	100	1,424	772	100	368	25	342
Oceana.....	18,379	4,502	87	152	361	28	339
Ogemaw.....	8,907	2,751	15	80	185	81
Ontonagon.....	8,650	3,238	40	30
Osceola.....	17,889	4,110	10	316	151	15	485	38	81	335	306	214
Oscoda.....	2,027	342	19	25	33
Otsego.....	6,552	1,664	41	143	222	46
Ottawa.....	45,301	17,678	150	193	354	65	193	676
Presque Isle.....	11,249	5,516	36	138	56	967
Roscommon.....	2,274	296	25	27	66
Saginaw.....	89,290	34,255	223	925	810	249	154	240	125	6,323	1,397
St. Clair.....	52,341	19,687	25	782	1,175	257	228	1,094	255	674	166
St. Joseph.....	25,499	7,150	34	422	222	132	997
Sanilac.....	33,930	8,896	12	501	63	233	171	885	478
Schoolcraft.....	8,681	3,244	24	410	66	264
Shiawassee.....	33,246	10,371	129	840	1,096	244	155	240	348
Tuscola.....	34,913	10,127	140	832	105	293	1,477	238
Van Buren.....	33,185	7,262	119	1,074	907	839	26	37	26	475	120
Washtenaw.....	44,714	22,052	31	1,218	1,361	234	206	3,597	600	1,058	2,649
Wayne.....	531,591	380,007	357	4,800	10,380	4,383	2,151	4,955	1,411	8,659	4,786	143	1,119	20,195	6,854
Wexford.....	20,769	5,073	85	511	324	382	698	140
County location unknown ¹	44	35

COUNTY.	MEMBERS: 1916.											All other bodies.	
	Lutheran bodies—Continued.		Methodist bodies.				Presbyterian Church in the U. S. A.	Protestant Episcopal Church.	Reformed bodies.		Roman Catholic Church.		United Brethren in Christ (Old Constitution).
Synod of Iowa and Other States.	Finnish, Suomi Synod.	Methodist Episcopal.	Methodist Protestant.	Free Methodist.	African Methodist Episcopal.	Reformed in America.			Christian Reformed.				
Thestate.....	6,607	9,753	144,094	5,797	5,554	4,964	48,989	33,409	14,903	20,645	572,117	4,058	58,856
Alcona.....	36	227	80	792	112
Alger.....	278	82	110	1,240	31
Allegan.....	2,067	52	33	298	192	1,167	1,587	1,820	197	457
Alpena.....	888	545	43	143	530	6,983	326
Antrim.....	901	77	59	89	78	218	599	272
Arenac.....	464	90	71	36	1,962	34
Baraga.....	283	148	1,425	212
Barry.....	2,289	197	66	172	155	470	362	737
Bay.....	72	1,951	74	1,316	680	24,505	746
Benzie.....	237	150	319
Berrien.....	2,808	87	131	709	499	40	2,515	981
Branch.....	1,965	140	465	209	1,665	60	422
Calhoun.....	4,205	18	80	68	1,832	915	3,854	805
Cass.....	1,036	125	207	138	103	1,000	556
Charlevoix.....	1,690	38	610	52	18	2,103	275

¹ See explanatory headnote on p. 238.

GENERAL TABLES.

TABLE 63.—NUMBER OF MEMBERS IN SELECTED DENOMINATIONS IN EACH STATE, BY COUNTIES: 1916—Contd.

MICHIGAN—Continued.

COUNTY.	MEMBERS: 1916.												
	Lutheran bodies—Continued.		Methodist bodies.				Presbyterian Church in the U. S. A.	Protestant Episcopal Church.	Reformed bodies.		Roman Catholic Church.	United Brethren in Christ (Old Constitution).	All other bodies.
	Synod of Iowa and Other States.	Finnish, Suomi Synod.	Methodist Episcopal.	Methodist Protestant.	Free Methodist.	African Methodist Episcopal.			Reformed in America.	Christian Reformed.			
Cheboygan	263		467		11		50	250			3,900		69
Chippewa		443	1,653		81		1,007	889		53	7,328		244
Clare			490		9			32			425	48	117
Clinton			2,403		85			155			3,049	63	473
Crawford			55	13			43				568		165
Delta		90	738				280	167			12,847		444
Dickinson		18	463				130	109			10,125		373
Eaton			2,074	178	75		170	95			231	448	202
Emmet			1,521				595	134			2,491		568
Genesee			6,009	460	312	70	1,170	1,312			7,661		700
Gladwin	45		270		88		66	47			300		17
Gogebic		1,224	923				220	90			5,100		1,992
Grand Traverse			1,512		48			97			2,621	66	280
Gratiot			2,841		201			109			1,050	467	386
Hillsdale			2,203	18	69		554					642	302
Houghton		3,356	3,554	97			680	938			31,406		2,880
Huron			1,550	215	91		702	80			7,718		915
Ingham			4,112	499	205	110	1,346	320			6,615	66	883
Ionia			2,671		113		304	243		14	2,896	221	301
Iosco		49	370				96	157			933		
Iron		545	387				234	86			7,120		153
Isabella			1,273		53		220	80			4,206		335
Jackson			4,082	30	204	68	935	688			8,964		551
Kalamazoo			3,144		152	117	962	731	1,826	985	1,699	100	1,263
Kalkaska			193		50					16	56	80	82
Kent			5,359		227	134	1,445	2,277	4,824	7,982	27,899	179	4,871
Keweenaw		238	162					10			724		
Lake			99		8			18			204		22
Lapeer	130		1,174	670	58		275	44			1,436		200
Leelanau			256				31				3,478		599
Lenawee		598	3,224	481	180	30	1,359	530			2,671	398	919
Livingston			1,587	170	84		668	86			1,823	113	100
Luce		160	141				106	36			615		
Mackinac	324		110				75	115			1,968		
Macomb	749		1,688	30	12		304	225			6,653		374
Manistee		341	847					105			5,320		766
Marquette		2,235	1,797				675	729			13,035		989
Mason			940		115		238	55			3,873		712
Mecosta			1,135		144		198	129			1,324	87	421
Menominee			523		32		402	148			8,661		530
Midland			915		75	38	274	127			1,994		149
Missaukee		41	435	28	42		103		113	675	132		149
Monroe			1,189	136	60		467	75			9,038	119	53
Montcalm			1,690		149			47			1,204	142	1,363
Montmorency			40		13		25	50			173		8
Muskegon			1,481		23		74	326	678	1,516	5,810		971
Newaygo			769		41			39	168	799	343		781
Oakland			4,719	56	73	70	1,642	761			3,260		516
Oceana			1,068		31		97	30	123	181	1,430	86	489
Ogemaw			388		144			118			1,483		257
Ontonagon		452	215				50	125			2,276		50
Osceola			1,256		103		180			89	329		142
Oscoda			30										235
Otsego			132		31		15				954		80
Ottawa			891		58		283	244	5,606	6,480	2,134		351
Presque Isle		406	355					113			3,363		82
Roscommon											126		52
Saginaw	582		2,668	283	60	61	2,056	1,168			16,627		304
St. Clair	935		3,095	590	134		711	1,203			7,639		724
St. Joseph			2,031	132			820	230			720		1,410
Sanilac			2,485	125	212		725	178			1,946	66	816
Schoolcraft			174				207	56			2,008		35
Shiawassee			3,386	268	187		59	325			2,705		389
Tuscola			2,411	624	100		986	64			2,088	48	721
Van Buren			2,381	132	72		296	131	87		180		360
Washtenaw		207	3,165		16	282	1,038	1,157			5,058		775
Wayne	507		20,994	170	218	3,578	16,195	11,937	175	50	238,923		16,610
Wexford			1,021		208		350	19			700		492
County location unknown ¹													9

¹ See explanatory headnote on p. 238.

RELIGIOUS BODIES.

TABLE 63.—NUMBER OF MEMBERS IN SELECTED DENOMINATIONS IN EACH STATE, BY COUNTIES: 1916—Contd.

MINNESOTA.

COUNTY.	Popula- tion: 1910.	MEMBERS: 1916.													
		All denomi- nations.	Ad- vent- ist— Sev- enth- day.	Bap- tists— Northern Conven- tion.	Congre- gational Churches.	Disci- ples of Christ.	Eastern Orthodox Churches —Rus- sian.	Evan- gelical Associa- tion.	German Evan- gelical Synod.	Jewish congre- gations.	Lutheran bodies.				
											General Council.	Synodical Con- ference.	Norwegian Lutheran Church.		
											Hauge's Synod.	Synod for Nor- wegian Church.	United Nor- wegian Church.		
The state.....	2,075,708	931,388	2,300	28,145	22,987	5,042	3,279	7,864	11,353	2,740	58,833	75,726	10,048	39,211	52,855
Atkin.....	10,371	2,589	40	16	109						286	135		106	47
Anoka.....	12,493	4,578	40	155	401						377	292			
Becker.....	18,840	8,905	74	502	193						495	533	1,053	748	599
Beltrami.....	19,337	5,599	19	132	197				39		133	266	36	563	529
Benton.....	11,615	6,120	27	102	164	43			32		125	890	35	309	
Big Stone.....	9,367	4,162	35	72	109						322	393		123	181
Blue Earth.....	29,337	13,990	178	895	376	386		125			410	2,524		489	560
Brown.....	20,134	12,740		51	293			267	321		249	1,880			1,075
Carlton.....	17,559	5,194	26	80							423	95			
Carver.....	17,455	11,538		43				117	166		1,411	4,412			
Cass.....	11,620	2,108	27	16	194						25	178		100	58
Chippewa.....	13,458	5,650		360	150	22					222	390		1,156	1,385
Chisago.....	13,537	6,756		158	70						5,271	253			
Clay.....	19,640	6,930	20		514				80		548	42	19	616	2,366
Clearwater.....	6,870	1,698		19	126	11					150			587	387
Cook.....	1,336	517			37								145		
Cottonwood.....	12,651	5,622		481	51			193			10	70			1,014
Crow Wing.....	16,861	6,731	41	352	229			225	72		597	304		177	
Dakota.....	25,171	10,411		183	47			250			343	416	65	544	
Dodge.....	12,094	3,384	68	285	174	125		126				145		663	362
Douglas.....	17,669	6,680	35	281	207				29		1,176	955	63	345	443
Faribault.....	19,949	10,653	35	548				846	828		99	828	845	795	368
Fillmore.....	25,680	11,954	16	78	175			213				534	503	990	3,614
Freeborn.....	22,282	9,357	24	1,066	93						161			2,435	1,281
Goodhue.....	31,637	16,999	13	74	183			75	70		3,862	2,716	761	391	3,102
Grant.....	9,114	3,364	19						60		400	218		1,035	905
Hennepin.....	333,480	135,063	495	8,419	7,114	1,049	2,714	334	442	2,200	8,434	3,516	555	2,898	2,122
Houston.....	14,297	6,857		67				95	435			631		1,725	532
Hubbard.....	9,831	2,058	27	408	18	83					31	195		102	
Isanti.....	12,615	2,961	21	899	36	13		12			1,232	491			
Itasca.....	17,208	3,566	49	22		44					52			265	
Jackson.....	14,491	5,036		31				94	127		40	1,116	517	43	282
Kanabec.....	6,461	1,720		165							439	304	85	48	
Kandiyohi.....	18,969	9,835		358							1,916	270	438	959	1,072
Kittson.....	9,669	2,605		99							978	21			349
Koochiching.....	6,431	2,491		76	149	25					95	30			285
Lac qui Parle.....	15,435	6,948			149			366			370	596	1,121		2,715
Lake.....	8,011	2,079									349				270
Le Sueur.....	18,609	10,811	11	106	88	127		55	624			555			
Lincoln.....	9,874	3,876	10	103	50			40			85	232		243	96
Lyon.....	15,722	7,978		53	260			153			139	399			763
McLeod.....	18,691	12,828	96	54	441			260	889			3,241		118	
Mahnomen.....	3,249	3,082		59								92		108	34
Marshall.....	16,338	5,524	30	163	53						640	178	101	784	419
Martin.....	17,518	7,735	10	208	351	267		57	641		434	2,098			176
Meeker.....	17,022	8,041	11	230		74			59		1,798	684		164	222
Millie Lacs.....	10,705	4,090		225	168						662				
Morrison.....	24,053	12,996		149	524				139		713	618		168	
Mower.....	22,640	11,131	64	659	488	148		98			62	698	92	394	2,584
Murray.....	11,755	5,925		78							500	300	184	87	501
Nicollet.....	14,125	6,355			69				27		1,980	943		406	
Nobles.....	15,210	7,719		368	147	142		107			335	386			123
Norman.....	13,446	6,777	15		90						61	282	367	1,256	2,947
Olmsted.....	22,497	9,669	18	360	328	336		105	656		1,334	456		137	
Otter Tail.....	46,036	18,758	18	491	267			199	215		1,374	2,806	754	2,300	2,433
Pennington.....	9,376	4,440		20				20			338	146		1,136	591
Pine.....	15,878	5,693	84	65	7						574	387	25	50	
Pipestone.....	9,553	3,986	12	155	70			84				570	40	72	237
Polk.....	36,001	15,864	9	132	250	130					458	341	466	1,932	4,567
Pope.....	12,746	5,203	34		113						88	186		3,064	162
Ramsey.....	223,675	107,411	173	3,297	2,495	558	420	406	976	100	4,953	6,492	258	743	395
Red Lake.....	6,564	4,717			6							172		192	165
Redwood.....	18,425	9,967	20		117	269					332	1,403		617	175
Renville.....	23,123	13,175						210	100		664	1,773	450	1,111	494
Rice.....	25,911	14,670		373	1,172	30		269	468		634	1,472	168	327	610
Rock.....	10,222	3,651		100				106				275		582	688
Roseau.....	11,338	3,539	15	27							299	39	281	416	278
St. Louis.....	163,274	65,302	151	1,711	631	250	145	89	280	440	2,838	329	85	164	1,328
Scott.....	14,888	11,205			92							787			
Sherburne.....	8,136	2,089									77	70		241	
Sibley.....	15,540	8,154		50	166			162	801		793	2,937		61	
Stearns.....	47,733	36,429	28	211	107	140		711	566		50	1,085		675	272
Steele.....	16,146	7,525	32	610	411			28				436			854
Stevens.....	8,293	3,719			237						50	218		334	
Swift.....	12,949	6,069		70	145			52			391	702		807	495

GENERAL TABLES.

TABLE 63.—NUMBER OF MEMBERS IN SELECTED DENOMINATIONS IN EACH STATE, BY COUNTIES: 1916—Contd.

MINNESOTA—Continued.

COUNTY.	Popula- tion: 1910.	MEMBERS: 1916.													
		All denomi- nations.	Ad- vent- ist— Sev- enth- day.	Bap- tists— Northern Conven- tion.	Congre- gational Churches.	Disci- ples of Christ.	Eastern Orthodox Churches —Rus- sian.	Evan- gelical Associa- tion.	Ger- man Evan- gelical Synod.	Jewish congre- gations.	Lutheran bodies.				
											General Council.	Synodical Con- ference.	Norwegian Lutheran Church.		
Hauge's Synod.	Synod for Nor- wegian Church.	United Nor- wegian Church.													
Todd.....	23,407	11,013	130	226	188	196		448		337	1,392	409	52	372	
Traverse.....	8,049	3,695		37	38	7				270	702		109		
Wabasha.....	18,554	8,230		87	489	99		53		264	1,653				
Wadena.....	8,652	2,325	14		194	20		70	120	70	65			191	
Waseca.....	13,466	6,662			264			244		215	1,278			802	
Washington.....	26,013	10,185	14	89	98	106		590		2,528	1,315		89		
Watonswan.....	11,382	5,395		112		181		30		1,068	1,176			885	
Wilkin.....	9,063	2,701		147	102			16	55	70	337		267	190	
Winona.....	33,398	17,562	12	335	585	60		187	39		3,802			157	
Wright.....	28,082	14,927		132	295	70		81	124	1,939	1,866	37	15		
Yellow Medicine.....	15,406	7,391		183		31				285	1,500	90	700	2,559	
County location un- known ¹		801			20				781						

COUNTY.	MEMBERS: 1916.												
	Lutheran bodies—Continued.						Methodist Episcopal Church.	Presbyte- rian Church in the U. S. A.	Protestant Episcopal Church.	Roman Catholic Church.	Swedish Evan- gelical Mis- sion Coven- ant.	Unita- rians.	All other bodies.
Joint Synod of Ohio and Other States.	Synod of Iowa and Other States.	Finnish, Suomi Synod.	Lutheran Free Church (Norwe- gian).	United Danish Lutheran Church.	Finnish Lutheran National Church.								
The state.....	14,073	8,209	2,198	13,903	1,828	3,099	59,576	32,494	22,635	415,664	6,506	1,898	28,922
Aitkin.....			61	51		200	475	22	144	845			92
Anoka.....				147			204		78	2,745	48		91
Becker.....				144		130	391		375	3,606			62
Beltrami.....				174			254	387	261	2,465			144
Benton.....							73	40	42	3,886	24		328
Big Stone.....				161			467	5	33	2,101	10		150
Blue Earth.....	635			54			1,115	541	224	4,668			810
Brown.....	943			60	115		623	32	78	6,293		325	135
Carlton.....				250		520	297	398	272	2,605	31		197
Carver.....				250			90	80		4,201			1,018
Cass.....	59			174			201	33	163	874			6
Chippewa.....	20	304		94			403	61	53	790	32		208
Chisago.....							267	89	80	465	85		18
Clay.....				209			155	221	140	1,928	72		
Clearwater.....				250						114			
Cook.....										335			
Cottonwood.....	504			21			694	132	33	470			1,949
Crow Wing.....	91		81	356		60	499	373	126	2,964	65		119
Dakota.....	103	300		216	58		734	474	357	6,160	50		111
Dodge.....							555	240	83	296			262
Douglas.....				97	140		316	117	51	2,190	100		85
Faribault.....	405	176					1,069	573	66	2,959			213
Fillmore.....		949					1,304	479	112	2,393			594
Freeborn.....	439	605			452		712	477	106	1,175			331
Goodhue.....	147			304			1,079	254	861	2,817	113		177
Grant.....				53			129	196		70	20		259
Hennepin.....	33	1,113		1,604	82		11,084	7,704	5,268	59,183	2,042	600	6,058
Houston.....							240	99	43	2,912			78
Hubbard.....				108			406		26	576			78
Isanti.....						80	10				142	25	80
Itasca.....							352	286	59	2,357			
Jackson.....	99	171					420	177	10	1,767			142
Kanabec.....				61			249	112	15	120	96		26
Kandiyohi.....		247		1,996			372	867	160	604	277		299
Kitson.....				110			104	174	169	512	83		6
Koochiching.....							104	52	51	1,624			
Lac qui Parle.....	215			37			43	120		1,145	48		23
Lake.....							359	173	24	885			19
Le Sueur.....		700					701	370	271	6,925			278
Lincoln.....				310			131		31	1,550			995
Lyon.....	155			140			570	760	39	3,643	25		355
McLeod.....	1,300				410		587	35	49	4,802			546
Mahnomen.....							282		203	2,282			22
Marshall.....			52	432			163	211		2,190	76		32
Martin.....							860		101	1,722	107		198

¹ See explanatory headnote on p. 238.

RELIGIOUS BODIES.

TABLE 63.—NUMBER OF MEMBERS IN SELECTED DENOMINATIONS IN EACH STATE, BY COUNTIES: 1916—Contd.

MINNESOTA—Continued.

COUNTY.	MEMBERS: 1916.												
	Lutheran bodies—Continued.						Methodist Episcopal Church.	Presbyterian Church in the U. S. A.	Protestant Episcopal Church.	Roman Catholic Church.	Swedish Evangelical Mission Covenant.	Unitarians.	All other bodies.
	Joint Synod of Ohio and Other States.	Synod of Iowa and Other States.	Finnish, Suomi Synod.	Lutheran Free Church (Norwegian).	United Danish Lutheran Church.	Finnish Lutheran National Church.							
Meeker.....			50				277		282	3,558	242		390
Mille Lacs.....	422						374	41	122	1,238			218
Morrison.....		84		89	75		319	72	192	9,679	113		62
Mower.....		201					1,057	378	238	3,691			279
Murray.....		215					187	255	19	3,347			252
Nicollet.....							339		105	2,486			
Nobles.....		124		195			729	799	18	3,673	87		462
Norman.....		187					145	41		358			28
Olmsted.....	112			144			1,540	247		2,910			562
Otter Tail.....			114	930		882	717	376		3,901	55	75	636
Pennington.....				532			188	142	41	1,210	65		11
Pine.....			102	60		128	589	264	94	2,898			376
Pipestone.....				770			443	332	32	1,432			507
Folk.....	272			770			606	536	158	5,105	82		50
Pope.....		48		248			313	23	22	619	120		163
Ramsey.....	1,318	339		110			5,194	4,828	4,164	66,106	760	601	2,725
Red Lake.....								169		4,013			
Redwood.....	654			350	142		980	692	160	3,831			15
Renville.....	1,603			71			1,093	64	76	4,777	104		161
Rice.....				171	140		1,392		948	6,824			208
Rock.....				332			236	409	69	650			204
Roseau.....				589			79	128	37	1,301	50		
St. Louis.....	740		1,738	230	19	999	4,387	3,520	2,150	40,961	540	199	1,378
Scott.....	707						267	131	36	9,277			
Sherburne.....				92			378		110	775			254
Sibley.....	909						392		20	1,848	15		
Stearns.....		185		23			1,018	351	394	30,452		73	88
Steele.....		1,082		234	183		429	309	140	2,638			139
Stevens.....	291			435			87	43		1,830			194
Swift.....	230			335			169	99	174	2,204	110		86
Todd.....				53		100	714	34	410	5,112	41		799
Traverse.....							606	157	28	1,473	175		93
Wabasha.....							905		337	4,234			109
Wadena.....				41					80	1,485	25		
Waseca.....	75	674					643		122	2,245	100		
Washington.....	772				12		371	352	351	3,255	42		201
Watsonwan.....				114			350	181	44	1,107			147
Wilkin.....				24			237	85	30	1,110			31
Winona.....							1,309	480	325	9,706			565
Wright.....	620						922	383	160	7,161	210		912
Yellow Medicine.....	200			58			452	209	57	1,020	24		23
County location unknown ¹													

¹ See explanatory headnote on p. 238.

MISSISSIPPI.

COUNTY.	Population: 1910.	MEMBERS: 1916.													
		All denominations.	Baptists.		Churches of Christ.	Disciples of Christ.	Methodist bodies.					Presbyterian Church in the U. S.	Protestant Episcopal Church.	Roman Catholic Church.	All other bodies.
			Southern Convention.	National Convention.			Methodist Episcopal.	Methodist Episcopal South.	African Methodist Episcopal.	African Methodist Episcopal Zion.	Colored Methodist Episcopal.				
The state.....	1,797,114	762,977	153,497	287,796	5,994	5,364	45,482	114,469	26,133	7,202	33,070	19,758	6,132	32,160	25,920
Adams.....	25,265	9,789	420	3,800			88	570	1,145			478	468	2,533	292
Alcorn.....	18,159	8,084	1,937	1,216	601	185	367	1,965	86		888	254	21	533	533
Amite.....	22,954	9,215	3,375	3,942			299	423			610	359		31	207
Attala.....	28,851	10,514	2,975	3,228		75	646	2,621	71		388				510
Benton.....	10,245	4,502	1,065	1,611	80	150	646	697			540	20	25		314
Bolivar.....	48,905	22,529	642	16,136	44	105	176	1,235	2,579	10	324	68	50	1,021	139
Calhoun.....	17,726	6,486	3,375	530		38	189	1,156	139		889	2			168
Carroll.....	23,139	8,935	1,941	2,515	130	225	892	1,334	344		742	559	63		190
Chickasaw.....	22,846	10,073	1,877	4,239	70	50	631	2,046	8		549	367	23	84	179
Choctaw.....	14,357	6,549	2,045	1,473	131	85	670	1,300			594				251
Claiborne.....	17,403	4,675	372	2,229		109		1,224	416			214	96	15	
Clarke.....	21,630	11,356	2,850	3,547	84		2,233	1,923	206			47	17	5	444
Clay.....	20,203	7,833	796	4,008	35	523	250	1,148	238		193	141	82	110	309
Coahoma.....	34,217	21,078	286	16,061	160	68	404	715	2,210	342	178	125	78	814	137
Copiah.....	35,914	13,805	4,668	4,526		77	1,163	2,010	220	166	464	348	45	35	83

GENERAL TABLES.

TABLE 63.—NUMBER OF MEMBERS IN SELECTED DENOMINATIONS IN EACH STATE, BY COUNTIES: 1916—Contd.

MISSISSIPPI—Continued.

COUNTY.	Popula- tion: 1910.	MEMBERS: 1916.													
		All denomi- nations.	Baptists.		Churches of Christ.	Dis- ciples of Christ.	Methodist bodies.					Presby- terian Church in the U. S.	Protes- tant Episco- pal Church.	Roman Catholic Church.	All other bodies.
			Southern Conven- tion.	National Conven- tion.			Method- ist Episco- pal.	Method- ist Episco- pal, South.	African Method- ist Episco- pal.	African Method- ist Episco- pal Zion.	Colored Method- ist Episco- pal.				
Covington	16,909	6,923	2,412	2,268		79	879	40			387	463		7	388
De Soto	23,130	11,173	839	5,357	46	210	1,095	468			2,583	107	26	7	435
Forrest	20,722	9,101	2,337	2,238		139	400	2,246	246	30	24	524	82	673	102
Franklin	15,193	4,748	1,813	1,478			588	619				110		23	117
George	6,599	2,165	760	280		200	613			300					12
Greene	6,050	2,493	829	413		230	437					280			304
Grenada	15,727	6,120	714	2,510		190	1,018	1,352	22			224	90		
Hancock	11,207	7,430	827	1,237		360	476	102					54	4,374	
Harrison	34,658	18,242	2,205	2,023	50	737	3,329	205			37	271	808	8,434	143
Hinds	63,726	25,418	3,891	10,197	544	1,577	3,765	363	96		1,055	929	688	976	1,337
Holmes	39,088	13,182	1,415	6,049		1,438	1,667	607	98		1,318	357	78	65	90
Issaquena	10,560	2,773		2,362			81	308					22		
Itawamba	14,526	3,931	1,126	300	572		1,345			115					473
Jackson	15,451	8,016	877	1,014		642	1,806		585			219	240	2,480	153
Jasper	18,498	8,432	1,424	2,780		2,028	1,272	20				338		248	322
Jefferson	18,221	6,707	609	2,987		679	1,017	818				339	23	164	30
Jefferson Davis	12,860	4,453	1,315	1,785			441			404		108		400	
Jones	29,885	10,279	2,465	2,526		591	1,871	300	45			563	166	366	1,386
Kemper	20,348	7,890	1,677	3,482		878	1,495					283			65
Lafayette	21,883	10,008	1,992	2,498	228	1,290	1,577	30			1,221	798	54		320
Lamar	11,741	4,629	1,485	1,001	40	416	1,237	144				42	13	128	123
Lauderdale	46,919	24,406	5,525	7,611	260	2,193	4,497	180	220		518	1,020	347	1,168	867
Lawrence	13,080	6,169	3,016	2,110		40	754					32			217
Leake	18,298	5,404	2,018	1,310		240	841	91	58			63			783
Lee	28,894	11,367	1,449	3,460	48	223	835	2,243	44		1,890	603	14	113	445
Leflore	36,290	15,640	644	8,206		75	1,780	1,531	1,135	6	1,173	467	182	220	201
Lincoln	28,597	12,990	6,093	2,540	602	664	1,649	611			582	296	16	256	263
Lowndes	30,703	11,052	1,211	4,261	118	170	929	2,325	94			505	170	132	555
Madison	33,505	11,329	707	4,922		635	1,110	518	1,094			304	463	142	828
Marion	15,599	6,857	3,138	1,702		839	869	10			104	77		13	105
Marshall	26,796	12,830	1,022	4,738		38	900	2,201	24		3,330	307	70	23	177
Monroe	35,178	13,101	1,853	4,846	392	541	1,243	2,634	115		360	232	79	62	714
Montgomery	17,706	8,018	1,251	3,127	43		866	1,903	218		88	178	51	63	240
Neshoba	17,980	5,794	1,776	603		553	1,460	5				150		315	932
Newton	23,085	10,082	3,851	3,480	119	634	932					196			870
Noxubee	28,503	11,898	856	6,816		1,649	1,206		183		807	177	39	41	124
Okfuskeba	19,676	7,436	1,927	2,497		1,281	1,121				119	270	37	2	182
Panola	31,274	15,685	1,626	5,414	255	44	231	3,726	4	1,251	2,368	271	70	18	407
Pearl River	10,593	3,180	2,212	314		215	391					48			
Perry	7,685	2,968	411	982		966	318	90				80		18	103
Pike	37,272	15,569	4,222	6,143		20	573	2,252	386	77		470	117	720	589
Pontotoc	19,688	7,850	3,512	1,051	35	44	348	1,870				490			83
Prentiss	16,931	5,716	1,299	3,937	199	115	2,098	2,098				488	3		496
Quitman	11,593	5,485	321	3,667	45	55	166	267	370	426		148	20		
Rankin	23,944	10,600	3,566	3,846		665	2,123	16			210	117	22	20	15
Scott	16,723	7,329	1,946	2,185		838	1,731	61				80			488
Sharkey	15,694	5,501	171	4,152		71	321	402	43			103	46		192
Simpson	17,201	8,015	3,431	2,705			1,213				424	152			90
Smith	16,603	6,850	4,367	472		140	1,350	12			62	165			282
Stone	(¹)	1,335		629			544					32		40	
Sunflower	28,787	13,363	965	7,876	41	287	806	856	1,633	141	298	88	63	175	134
Tallahatchie	29,078	12,138	1,599	5,252	222	25	222	963	568	1,199	1,410	242	27	29	380
Tate	19,714	10,818	1,994	4,315	695	217		1,405	867	23		93	7	7	277
Tippah	14,631	5,400	2,482	401	169	30	211	1,433			30	287			357
Tishomingo	13,067	3,902	736	707	299	70		1,464			109	80	15		422
Tunica	18,646	7,052	32	4,807			271	411			1,427	65	12	8	19
Union	18,997	8,757	3,985	1,486		90	218	1,613			604			1	760
Walthall	(²)	3,021	2,381				508			31		25			76
Warren	37,488	19,066	536	10,092	42	30	392	1,214	1,124	34		367	708	3,835	692
Washington	48,933	22,235	885	15,214	13	60	310	1,171	2,012	29		392	367	1,020	762
Wayne	14,709	5,589	1,203	1,813		190	1,422	84				134			743
Weber	14,853	6,658	3,356	984		230	286	1,345	154						303
Wilkinson	18,075	5,586	393	2,625	285	80	138	979	338			421	155	64	108
Winston	17,139	7,668	2,543	2,473			475	1,474			204	40		6	453
Yalobusha	21,519	10,163	2,178	3,212	270	70	59	1,128	425	622	1,227	462	57	86	367
Yazoo	46,672	15,303	970	7,967		7	1,232	2,290	1,447		436	300	100	400	154
County location un- known ³		6,266	4,172				910	800				7			377

¹ New county since 1910; formed from part of Harrison in 1916.
² New county since 1910; formed from parts of Marion and Pike in 1914.

³ See explanatory headnote on p. 238.

RELIGIOUS BODIES.

TABLE 63.—NUMBER OF MEMBERS IN SELECTED DENOMINATIONS IN EACH STATE, BY COUNTIES: 1916—Contd.

MISSOURI.

COUNTY.	Population: 1910.	MEMBERS: 1916.													
		All denominations.	Baptist bodies.					Christian Union.	Churches of Christ.	Congregational Churches.	Disciples of Christ.	German Evangelical Synod.	Jewish congregations.	Latter Day Saints—Reorganized Church of Jesus Christ.	Lutheran—General Synod.
			Baptists.		Gen-eral.	Free Will.	Primi-tive.								
			Southern Con-vention.	National Con-vention.											
The state.....	3,293,335	1,370,551	210,889	41,218	8,857	4,868	2,636	2,382	15,160	10,479	145,403	37,374	8,347	9,974	2,375
Adair.....	22,700	6,361	621	38	217	63	148	1,096
Andrew.....	15,282	5,390	1,279	25
Atchison.....	13,604	4,701	857	611	290
Audrain.....	21,687	10,100	2,335	462	8	2,529	51
Barry.....	23,869	7,894	2,893	287	839	48
Barton.....	16,747	4,636	774	251	69	13	1,076
Bates.....	25,869	8,866	1,826	8	2,252	221
Benton.....	14,881	5,202	1,323	32	146	271
Bollinger.....	14,576	4,830	1,301	738	92	149	346
Boone.....	30,533	15,528	3,606	2,161	486	578	3,837	275	100
Buchanan.....	93,020	34,204	3,646	1,865	41	38	454	3,716	641	500	944	507
Butler.....	20,624	6,029	1,504	885	740	321
Caldwell.....	14,605	6,265	871	26	24	319	397	123	863	231
Callaway.....	24,400	11,605	2,786	1,132	34	2,749	82
Camden.....	11,582	3,261	1,774	71	352	685
Cape Girardeau.....	27,621	12,410	1,376	393	266	220	552
Carroll.....	23,098	10,067	2,852	470	699	1,669
Carter.....	5,504	1,082	380	112	34	64
Cass.....	22,973	10,222	2,531	286	100	2,212	53
Cedar.....	16,080	3,745	1,100	250	30	766	196
Chariton.....	23,503	10,399	1,658	1,304	1,524	38
Christian.....	15,832	4,534	2,572	22	137	9	867	219
Clark.....	12,811	5,375	1,680	41	690	164
Clay.....	20,302	7,814	1,786	660	49	475	2,511
Clinton.....	15,297	7,102	1,174	230	150	37	23	1,679	168
Cole.....	21,957	13,069	2,265	350	65	1,158	665
Cooper.....	20,311	10,156	2,304	740	125	859	865
Crawford.....	13,576	2,137	855	49
Dade.....	15,613	4,877	1,149	79	321	1,178
Dallas.....	13,181	2,859	1,132	299	159	715
Davless.....	17,605	6,601	1,695	110	214	42	485	1,476
Dekalb.....	12,531	5,257	1,112	5	22	14	1,082	509
Dent.....	13,245	3,152	1,239	93	298	390
Douglas.....	16,664	803	537	254	30	190	150	224
Dunklin.....	30,328	7,740	1,862	40	1,177	36	641	309
Franklin.....	29,830	13,779	1,395	219	160	2,360
Gasconade.....	12,847	5,257	599	174	1,810
Gentry.....	16,820	6,275	1,648	178	1,667
Greene.....	63,831	26,298	6,919	943	76	41	32	590	524	2,643	199	25	252
Grundy.....	16,744	7,322	2,108	125	75	32	1,674	33
Harrison.....	20,466	8,841	1,728	355	316	2,498	284
Henry.....	27,242	11,231	3,337	160	5	1,796
Hickory.....	8,741	2,400	1,386	426
Holt.....	14,539	4,568	199	85	1,275	72
Howard.....	15,653	7,574	1,622	912	160	1,439	125
Howell.....	21,065	5,097	1,313	243	125	38	891	42
Iron.....	8,563	2,703	896	130	60	60
Jackson.....	283,522	121,217	12,023	9,164	121	219	2,350	14,265	1,180	3,790	3,731	413
Jasper.....	89,673	23,262	4,210	380	47	50	73	535	3,939	484	100	755
Jefferson.....	27,878	9,494	1,586	26	115	197
Johnson.....	26,297	11,251	2,768	305	2,356
Knox.....	12,403	5,875	783	29	27	68	1,175
Laclede.....	17,363	5,485	1,360	40	848	26	258	873
Lafayette.....	30,154	14,978	2,043	475	7	325	1,570	1,948
Lawrence.....	26,583	11,416	3,497	34	137	411	2,011	226
Lewis.....	15,514	8,130	3,120	241	54	1,661	38
Lincoln.....	19,033	9,405	1,999	101	22	1,586	491
Linn.....	25,253	10,870	2,383	707	73	579	49	1,498
Livingston.....	19,453	8,031	1,788	200	85	381	72	1,041
McDonald.....	13,539	2,802	1,176	39	345	235
Macon.....	30,868	11,442	2,717	275	279	26	382	2,438	266
Madison.....	11,273	4,215	1,152	349	315
Maries.....	10,088	3,239	766	364	396
Marion.....	39,572	13,238	2,863	132	2,719
Mercer.....	12,335	3,230	878	50	121	875
Miller.....	16,717	6,508	2,241	80	443	161	1,228
Mississippi.....	14,557	4,537	686	75	35	20	394
Moniteau.....	14,375	7,487	2,759	175	38	1,099	872
Monroe.....	18,304	9,311	2,124	185	2,870
Montgomery.....	15,604	7,007	1,255	394	36	854	162
Morgan.....	12,863	3,909	1,355	178	237	255
New Madrid.....	19,488	3,111	639	30	132	36	91
Newton.....	27,136	7,330	2,604	91	99	715	194	814	45
Nodaway.....	28,833	13,214	1,182	20	53	110	3,280	220
Oregon.....	14,681	2,187	809	26	118	142	71

GENERAL TABLES.

TABLE 63.—NUMBER OF MEMBERS IN SELECTED DENOMINATIONS IN EACH STATE, BY COUNTIES: 1916—Contd.

MISSOURI—Continued.

COUNTY.	Popu- lation: 1910.	MEMBERS: 1916.																	
		All denomi- nations.	Baptist bodies.					Chris- tian Union.	Churches of Christ.	Congre- gational Churches.	Disciples of Christ.	German Evan- geli- cal Synod.	Jewish congre- gations.	Latter Day Saints— Reor- ganized Church of Jesus Christ.	Luther- an— General Synod.				
			Baptists.		Gen- eral.	Free Will.	Primi- tive.												
			Southern Conven- tion.	National Conven- tion.															
Osage.....	14,283	8,798	821	7			9												
Ozark.....	11,926	2,611	502		1,302				333										
Pemiscot.....	19,559	3,261	1,070	271	9														41
Perry.....	14,898	10,628	372						22										49
Pettis.....	33,913	15,059	3,273	418					87	422		2,151	300						125
Phelps.....	15,796	3,914	1,155				91		113										
Pike.....	22,556	9,802	2,937	740			15					1,529							32
Platte.....	14,429	5,988	1,402	299					18			2,103	117						47
Polk.....	21,561	7,584	4,469				25					872							
Pulaski.....	11,438	3,829	1,787						80			1,037							
Putnam.....	14,308	4,100	735				75	8		836		1,070							
Ralls.....	12,913	4,407	965	100								1,594							
Randolph.....	26,182	13,306	2,992	425					153			2,816							85
Ray.....	21,451	8,972	1,915	345			276	655	400			1,038							131
Reynolds.....	9,592	2,670	1,496		77				97			203							70
Ripley.....	13,099	3,529	927							675		90							26
St. Charles.....	24,695	13,207	178	160								45	1,621						64
St. Clair.....	16,412	3,816	1,551	35								624							60
St. Francois.....	35,738	13,969	3,099				280		157	165		971							
St. Louis.....	82,417	24,447	1,023	1,059						915		456	3,313						71
St. Louis city.....	687,029	392,453	7,748	9,677					50	3,040		4,389	15,048	3,800					491
Ste. Genevieve.....	10,607	6,887	306									38							
Saline.....	29,448	13,994	3,079	267					61			2,358	594						
Schuyler.....	9,062	3,452	729				100		34			1,516							201
Scotland.....	11,869	4,245	1,112	11					121			892							
Scott.....	22,372	7,072	1,336		208							258							
Shannon.....	11,443	1,692	755						56			245							
Shelby.....	14,864	7,879	1,541	389								2,059							
Stoddard.....	27,807	7,554	1,684		1,599					228		946	24						
Stone.....	11,559	1,711	616				71	20	95			293							
Sullivan.....	18,598	5,612	1,217	40			44	61	340			1,091							
Taney.....	9,134	1,329	147		800				67			60							
Texas.....	21,458	4,757	2,413						112			1,002							
Vernon.....	28,827	9,614	2,273	70			37	30				2,456							232
Warren.....	9,123	3,421	179				19					28	1,588						
Washington.....	13,378	4,990	1,075	19								93							
Wayne.....	15,181	5,384	2,059		467					28		527							52
Webster.....	17,377	5,700	2,109				307	97	29	232		419							
Worth.....	8,007	2,975	619					55	30			1,087							77
Wright.....	18,315	4,872	1,784	30			969	28		123		479	70						95
County location un- known ¹		1,629	542					24	15				335						

¹See explanatory headnote on p. 238.

RELIGIOUS BODIES.

TABLE 63.—NUMBER OF MEMBERS IN SELECTED DENOMINATIONS IN EACH STATE, BY COUNTIES: 1916—Contd.

MISSOURI—Continued.

COUNTY.	MEMBERS: 1916.													
	Lutheran— Synodical Conference.	Methodist bodies.						Presbyterian bodies.			Protes- tant Episco- pal Church.	Roman Catholic Church.	United Breth- ren in Christ.	All other bodies.
		Method- ist Episco- pal.	Method- ist Protes- tant.	Method- ist Episco- pal, South.	African Methodist Episco- pal.	African Methodist Episco- pal Zion.	Colored Methodist Episco- pal.	Presby- terian in the U. S. A.	Cumber- land Presby- terian.	Presby- terian in the U. S.				
The state	45,313	94,379	4,216	133,756	13,616	4,046	3,282	50,193	7,094	17,435	14,309	445,352	4,286	33,312
Adair.....		1,467		474	80			748			92	837	396	34
Andrew.....		835		495				441	71		26	75		553
Atchison.....		1,019	23	577				524	55	97		35		613
Audrain.....	17	461		1,728	100		184	357	12	776	39	996		15
Barry.....	132	200	416	157				404	60		24	1,656		778
Barton.....		1,314		579				205	16	111	16	149		63
Bates.....	194	1,494		1,256	24			546	20			201	155	689
Benton.....	1,508		419	795			80	20	20			140		478
Bollinger.....		384		1,012				175				633		
Boone.....	20	198		2,984	292	19			30	360	91	373		118
Buchanan.....	396	2,648		3,183			250	1,198	174	1,146	628	11,104		1,125
Butler.....	14	352		1,143	147		196	250			38	336		98
Caldwell.....		1,647	167	824			60	402				45	231	35
Callaway.....		256		2,745	208				23	1,347	11	152	68	12
Camden.....		282		157										40
Cape Girardeau.....	3,080	622		2,726	409					902	67	1,594		203
Carroll.....	621	889		1,720	155			297	50		15	530		100
Carter.....	12			480										
Cass.....	68	1,144	117	2,053	26			595	45	163	32	104	135	558
Cedar.....	55	741		330				40				200		37
Chariton.....	506	707		1,764	308			137	244	188	8	1,627	274	112
Christian.....	25	461	147					35						40
Clark.....		1,022	379	239				60	188			830		
Clay.....		164		1,439				41		470		190		29
Clinton.....		1,174		543	26			299	102	138	24	1,216		119
Cole.....	1,090			1,199	172	70		350	63		85	4,879		658
Cooper.....	606	124		1,468	275			484	259	270	55	1,722		
Crawford.....	71	88		526				249			24	275		
Dade.....	328	561		323				432	326					180
Dallas.....	14	499						16						25
Davless.....		361		1,536				443					94	145
Dekalb.....		1,477		738				124	20	20		78		56
Dent.....		221		667				116	16		6	80		26
Douglas.....		94												94
Dunklin.....				2,226					112	370		744		223
Franklin.....	1,294	526		491	97			341		173	9	6,453		261
Gasconade.....	285	574		68				290				1,338		119
Gentry.....		986		480				500	200			337		279
Greene.....	70	2,173	471	2,772	25			2,288	309	116	460	4,622		748
Grundy.....		1,811	105	402	34			182			28	200	417	96
Harrison.....		2,144		399				378				130	489	120
Henry.....	14	1,316		1,726				763	368	128	40	1,291		287
Hickory.....		179	78	25										306
Holt.....	332	819		632				584			33	40	171	326
Howard.....		392		1,815	285			155	20		35	523		91
Howell.....	28	566		639				152	129		90	292		536
Iron.....	57	41		526				88		24	25	415		381
Jackson.....	570	11,623		7,102	3,431	436	200	6,486	161	2,333	2,384	33,031	278	5,926
Jasper.....	245	5,157	79	2,213	130		16	2,292			407	1,190	162	798
Jefferson.....	772	581		1,122	253			272		206	172	4,147		45
Johnson.....	90	1,469		1,031	40		142	1,304	756		59	477		454
Knox.....		750		601	12			41	18			2,006	106	259
Laclede.....	29	710		552	16			60	200		29	484		
Lafayette.....	2,294	795		2,367	499			213	309	798	38	1,229		68
Lawrence.....	433	955	132	839				1,055	214		7	1,383		82
Lewis.....	318	245		1,567	83			111		149	18	507		18
Lincoln.....		616		1,967	25	23		162	20	163		2,124		106
Linn.....		2,068		1,011				503	35			1,548	282	134
Livingston.....		1,322		1,564				428			96	1,000		54
McDonald.....		91	52	574				107	35				88	60
Macon.....		1,573		1,059	148			1,222	66		100	557		334
Madison.....		200		943	40			128			18	750		320
Maries.....		100		153								761		699
Marion.....	1,241	728		1,944	333			672	24	183	138	2,048		213
Mercer.....		505	454	80									248	19
Miller.....		518		49						57		1,375		356
Mississippi.....				2,220	333		35		17	47		675		
Moniteau.....	198	442		369				47	84	120		1,124		160
Monroe.....				1,341	65		52	55		621	62	1,936		
Montgomery.....	137	764		1,547	20			375		159		1,237		67
Morgan.....	268	259		389				227				77		664
New Madrid.....				960			223			138		634		228
Newton.....		405	118	1,001				421	80		36	545		109
Nodaway.....		3,361	306	1,501				524				2,634		29
Oregon.....				832				13	8		32	56		80

GENERAL TABLES.

TABLE 63.—NUMBER OF MEMBERS IN SELECTED DENOMINATIONS IN EACH STATE, BY COUNTIES: 1916—Contd.

MISSOURI—Continued.

COUNTY.	MEMBERS: 1916.													
	Lutheran-Synodical Conference.	Methodist bodies.					Presbyterian bodies.			Protestant Episcopal Church.	Roman Catholic Church.	United Brethren in Christ.	All other bodies.	
		Methodist Episcopal.	Methodist Protestant.	Methodist Episcopal, South.	African Methodist Episcopal.	African Methodist Episcopal Zion.	Colored Methodist Episcopal.	Presbyterian in the U. S. A.	Cumberland Presbyterian.					Presbyterian in the U. S.
Osage.....	258	15		626	32			83				5,890		57
Ozark.....		44												30
Pemiscot.....				1,085	30		136			231		260		34
Perry.....	2,416	200		271						196		6,840		262
Pettis.....	355	2,417		1,873	150		125	611	100	268	183	2,038		163
Phelps.....	152	462		276				154			123	475		15
Pike.....		599		702	449			1,890			161	713		35
Platte.....	136	161		799	38		40	440		18		370		
Polk.....	14	641	244	762				70	227			250		10
Pulaski.....		276		372						160		90		27
Putnam.....		929	102					71				69	153	52
Rails.....	100	55		637				52	41	308		555		
Randolph.....	80	441		3,069	224			784	328		55	1,790		64
Ray.....		51		2,915	58		259		31	428		60		410
Reynolds.....				285										442
Ripley.....				1,183				180	35			333		80
St. Charles.....	2,505	274		782	316			174		289	49	6,735		15
St. Clair.....	120	480		358				256	14			110		208
St. Francois.....	396	563		3,188	89			298	12	292	34	3,467		958
St. Louis.....	3,787	745		1,679	191	48		1,518		207	1,301	8,025		109
St. Louis city.....	16,001	7,976		9,851	3,637	3,450	1,237	9,864		1,656	6,579	281,627		5,888
Ste. Genevieve.....	28	17		104	10					30		6,354		
Saline.....	793	694		2,890	175			510	355	681	48	1,394		95
Schuyler.....		621		219					12			20		
Scotland.....		653		552	15			303	138	185			244	19
Scott.....	260			1,977	35		34			20	23	2,880		61
Shannon.....		157		421				22				7		29
Shelby.....	66	194		2,329	50			82		16		838	56	251
Stoddard.....	22	448		1,824				119			71	263		326
Stone.....		103	44					83	181					205
Sullivan.....		1,409		656				411				249		94
Taney.....								62		145				48
Texas.....	9	300		663				6	12			116		124
Vernon.....		802		2,188	26			423	126	58	77	327	239	250
Warren.....		543		318								697		51
Washington.....		257		668					200	286		2,275		117
Wayne.....	191			1,765				118				30		147
Webster.....	168	618	363	1,148				5	55			150		
Worth.....		682		120				120	85					100
Wright.....	24	569		249				5	331			48		68
County location unknown ¹		313												400

¹ See explanatory headnote on p. 238.

RELIGIOUS BODIES.

TABLE 63.—NUMBER OF MEMBERS IN SELECTED DENOMINATIONS IN EACH STATE, BY COUNTIES: 1916—Contd.

MONTANA.

COUNTY.	Population: 1910.	MEMBERS: 1916.													
		All denominations.	Baptists—Northern Convention.	Congregational Churches.	Disciples of Christ.	Eastern Orthodox Churches—Serbian.	Latter Day Saints (2 bodies).	Lutheran bodies.			Methodist Episcopal Church.	Presbyterian Church in the U. S. A.	Protestant Episcopal Church.	Roman Catholic Church.	All other bodies.
								Synodical Conference.	Synod for Norwegian Church.	Norwegian Lutheran Church.					
The state.....	376,053	137,566	4,073	3,841	3,719	2,700	2,099	4,033	2,203	2,893	12,615	6,792	4,607	78,113	9,878
Beaverhead.....	6,446	1,285	82	25	180	69	129	800
Big Horn.....	(1)	1,601	200	125	41	69	30	1,047	89
Blaine.....	(2)	2,814	30	65	192	299	109	30	1,895	194
Broadwater.....	3,491	795	124	15	55	601
Carbon.....	13,962	1,987	91	90	63	176	9	106	1,288	164
Cascade.....	28,833	13,734	298	275	219	160	293	70	920	79	485	10,333	602
Chouteau.....	17,191	2,861	75	189	16	123	379	36	45	1,942	56
Custer.....	14,123	1,602	26	112	50	83	300	312	85	567	67
Dawson.....	12,725	2,300	222	35	135	217	253	43	52	1,070	273
Deer Lodge.....	12,988	6,678	172	200	190	59	275	300	371	198	4,525	388
Fallon.....	(8)	1,064	123	180	60	22	446	243
Fergus.....	17,385	5,493	157	29	218	393	98	853	479	171	2,875	220
Flathead.....	18,785	4,943	162	28	308	318	244	775	564	133	2,175	236
Gallatin.....	14,079	4,718	646	597	219	80	49	417	801	187	1,110	612
Granite.....	2,942	693	138	80	205	270
Hill.....	(2)	3,962	80	244	364	388	277	2,303	306
Jefferson.....	5,601	873	48	103	25	613	84
Lewis and Clark.....	21,853	7,583	232	88	197	127	465	28	513	342	434	4,603	554
Lincoln.....	3,638	866	157	35	47	118	40	32	404
Madison.....	7,229	631	56	139	57	140	227	12
Meagher.....	4,190	593	8	24	68	86	87	53	251	16
Mineral.....	(1)	268	81	20	217
Missoula.....	23,596	6,588	385	45	380	85	101	483	466	319	3,950	374
Musselshell.....	(6)	2,071	25	244	115	159	326	25	22	1,130	25
Park.....	10,731	2,070	125	307	17	101	475	51	181	712	101
Phillips.....	(9)	1,327	49	154	109	58	153	44	73	580	107
Powell.....	5,904	1,231	159	172	80	10	108	74	660	68
Prairie.....	(7)	302	51	46	46	15	116	74
Ravalli.....	11,666	2,204	227	44	198	46	99	313	304	94	387	492
Richland.....	(8)	2,396	124	130	186	115	18	1,360	313
Rosebud.....	7,985	2,143	11	108	177	153	30	1,535	129
Sanders.....	3,713	947	6	63	98	40	35	683	22
Sheridan.....	(9)	4,410	42	186	30	102	410	165	240	312	30	1,969	924
Silver Bow.....	56,848	24,772	451	318	2,700	309	150	100	1,204	743	503	16,215	2,079
Stillwater.....	(10)	1,058	156	27	153	173	20	416	16
Sweet Grass.....	4,029	506	46	149	28	18	225	21
Teton.....	9,546	6,381	19	11	52	245	142	75	382	218	33	5,000	204
Toole.....	(11)	620	10	113	116	72	186	123
Valley.....	13,630	2,800	60	81	160	876	348	265	69	48	763	130
Wibaux.....	(12)	867	70	63	95	26	613
Yellowstone.....	22,944	6,852	528	1,202	296	430	65	1,224	310	430	1,817	560
County location unknown ¹³	677	11	110	46	176	334

1 New county since 1910; formed from parts of Rosebud and Yellowstone in 1913.

2 New county since 1910; formed from part of Chouteau in 1912.

3 New county since 1910; formed from part of Custer in 1913.

4 New county since 1910; formed from part of Missoula in 1914.

5 New county since 1910; formed from parts of Fergus, Meagher, and Yellowstone in 1911.

6 New county since 1910; formed from parts of Blaine and Valley in 1915.

7 New county since 1910; formed from parts of Custer, Dawson, and Fallon in 1915.

8 New county since 1910; formed from part of Dawson in 1914.

9 New county since 1910; formed from part of Valley in 1913.

10 New county since 1910; formed from parts of Carbon, Sweet Grass, and Yellowstone in 1913.

11 New county since 1910; formed from parts of Hill and Teton in 1914.

12 New county since 1910; formed from parts of Dawson, Fallon, and Richland in 1914.

13 See explanatory headnote on p. 233.

GENERAL TABLES.

TABLE 63.—NUMBER OF MEMBERS IN SELECTED DENOMINATIONS IN EACH STATE, BY COUNTIES: 1916—Contd.

NEBRASKA.

COUNTY.	Popula- tion: 1910.	MEMBERS: 1916.											Lutheran bodies.		
		All denomi- nations.	Advent- ist— Sev- enth- day.	Bap- tists— Northern Conven- tion.	Brethren, German Baptist (Conserv- ative Dun- kers).	Churches of Christ.	Congre- gational Churches.	Disciples of Christ.	Evangel- ical Asso- ciation.	Ger- man Evangel- ical Synod.	Jewish congre- gations.	Latter Day Saints— Reor- ganized Church of Jesus Christ.	General Synod.	Gen- eral Council.	Synod- ical Confer- ence.
The state.....	1,192,214	440,791	2,443	19,643	1,254	1,252	19,423	24,140	2,944	5,456	1,695	1,973	18,206	9,261	31,234
Adams.....	20,900	8,256	114	540	60	644	558	60	168	101	486	33	908		243
Antelope.....	14,003	4,320	36	32		560	189								
Arthur.....	(1)	94		32		62									
Banner.....	1,444	93		25											
Blaine.....	1,672	261				156							55		
Boone.....	13,145	6,592	28	178		381	133								52
Box Butte.....	6,131	2,360	23	162		123	250							177	320
Boyd.....	8,826	2,441				238	27								130
Brown.....	6,083	1,097				210	29						70	71	763
Buffalo.....	21,907	6,991	48	310	82	112	623	72							
Burt.....	12,726	4,353	30	729		19	135			136	164	822			132
Butler.....	15,403	7,349		363	86	245	367				172				281
Cass.....	19,786	6,312		159	26	515	827	355	254		133				442
Cedar.....	15,191	7,060	10			5	107						34		85
Chase.....	3,613	1,205			75	40	50	35							136
Cherry.....	10,414	2,077	50	110		35									85
Cheyenne.....	4,551	1,523			7		145				205				225
Clay.....	15,729	7,976		157		773	1,268	284	103	51	184	257			
Colfax.....	11,610	5,733				78					230				320
Cuming.....	13,782	5,579		24		206		73	146		550				1,743
Custer.....	25,668	6,772	34	915	35	32	875	49							126
Dakota.....	6,564	2,292					103				284				
Dawes.....	8,254	2,195	61	292		262	103								99
Dawson.....	15,961	5,587		349		72	847							56	90
Deuel.....	1,786	668													
Dixon.....	11,477	5,086		69		207	90				855	666			479
Dodge.....	22,145	8,037	24	337		660	94	65	20	53	1,145	150			938
Douglas.....	168,546	72,182	242	3,719	99	2,020	1,581	55	150	925	3,891	1,518			1,448
Dundy.....	4,098	1,040				36	120								
Fillmore.....	14,674	5,667		64		596	246				144	223			183
Franklin.....	10,303	4,622		20		601	240				43	233			374
Frontier.....	8,572	2,063	33	45	94	205	40				61				141
Furnas.....	12,083	4,044	30	261		175	561								232
Gage.....	30,325	11,783	38	589	308	492	1,685		90		235				670
Garden.....	3,538	482	33	11							117				
Garfield.....	3,417	641				140	85								
Gosper.....	4,933	1,231			22		125								335
Grant.....	1,097	125		44		43									
Greeley.....	8,047	4,348		34		63		35			112	64			92
Hall.....	20,361	6,031	42	549		461	269	80			450				402
Hamilton.....	13,459	5,455		196		98	421		42						767
Harlan.....	9,578	2,830	30	216		91	231	38			112	116			85
Hayes.....	3,011	161				40					157				65
Hitchcock.....	5,415	1,052	41			135		80							90
Holt.....	15,545	5,392		121		12		61	60	101					159
Hooker.....	981	190	27				62								
Howard.....	10,733	3,816		53											
Jefferson.....	16,852	5,415	41	469		108	44	282	51	555			154		671
Johnson.....	10,187	4,102		291				277					98		518
Kearney.....	9,106	3,255		202			87	141					724		159
Keith.....	3,692	961		45			119						75		75
Keyapaha.....	3,452	349		29			52								17
Kimball.....	1,942	455													
Knox.....	18,358	6,382		120		375		42							766
Lancaster.....	73,793	31,916	896	1,201	70	64	2,252	3,031	173	860	750	97	1,189	240	1,478
Lincoln.....	15,684	3,839	48	486		29	401						379	42	69
Logan.....	1,521	304					72								
Loup.....	2,188	92													
McPherson.....	2,470	245	34				80	77	165	75	173	196			2,573
Madison.....	19,101	9,017		276		507	205								
Merrick.....	10,379	3,413		306		212	179	206			56				405
Morrill.....	4,584	829	45	65		43	40		75		64				
Nance.....	8,926	3,875		30			70								136
Nemaha.....	13,095	4,761		255	15		1,096				505				58
Nuckolls.....	13,019	4,899		103		238	7	395			125				15
Otoe.....	19,323	7,249	51	413		170	497		949	243	251				
Pawnee.....	10,582	4,268		302			307		218		12				67
Perkins.....	2,970	498					150								91
Phelps.....	10,451	3,155	23	295			233						1,007		1,342
Pierce.....	10,122	3,770	14				232								
Platte.....	19,006	10,826		354		187		12			1,057	381			1,006
Polk.....	10,521	3,932		700											42
Redwillow.....	11,056	3,267	54	165		491	200				40				293
Richardson.....	17,448	7,136	12	222	31	253	1,323	303	27		584				330
Rock.....	3,627	368				50									13
Saline.....	17,866	5,371		276		687	120	81	326		215				352
Sarpy.....	9,274	2,081				54					557				216
Saunders.....	21,179	8,630		529		290	542	157	35		180	1,013			155
Scotts Bluff.....	8,355	3,783		272		191	366		180	20					667
Seward.....	15,895	5,994	35			292	95	184	284						1,995

¹ New county since 1910; formed from part of McPherson in 1913.

RELIGIOUS BODIES.

TABLE 63.—NUMBER OF MEMBERS IN SELECTED DENOMINATIONS IN EACH STATE, BY COUNTIES: 1916—Contd.

NEBRASKA—Continued.

COUNTY.	Population: 1910.	MEMBERS: 1916.												
		All denominations.	Adventist—Seventh-day.	Baptists—Northern Convention.	Brethren, German Baptist (Conservative Dunkers).	Churches of Christ.	Congregational Churches.	Disciples of Christ.	Evangelical Association.	German Evangelical Synod.	Jewish congregations.	Latter Day Saints—Reorganized Church of Jesus Christ.	Lutheran bodies.	
												General Synod.	General Council.	Synodical Conference.
Sheridan.....	7,328	1,626				79	10							40
Sherman.....	8,278	5,358	20	124			140	21	150					243
Sioux.....	5,599	568	25											19
Stanton.....	7,542	1,782		45		253		100				57		521
Thayer.....	14,775	7,752		196	141	92	834					253		1,306
Thomas.....	1,191	176		7		58	61							
Thurston.....	8,704	1,991									107	357		
Valley.....	9,480	3,255	6	151	29	114	168	85						70
Washington.....	12,738	2,954	34	293		202	97	59			50	205		721
Wayne.....	10,397	3,537		380		92			220			482		783
Webster.....	12,008	3,378	30	151	74	253	233		104					538
Wheeler.....	2,292	287		24		24						24		
York.....	18,721	7,869		190		506	738					370	79	1,065
County location unknown ¹		377						51	295					

COUNTY.	Lutheran bodies—Continued.					Presbyterian bodies.		Protestant Episcopal Church.	Reformed Church in the U. S.	Roman Catholic Church.	Swedish Evangelical Mission Covenant.	United Brethren in Christ.	United Evangelical Church.	All other bodies.
	Joint Synod of Ohio and Other States.	Synod of Iowa and Other States.	Danish Lutheran Church.	United Danish Lutheran Church.	Methodist Episcopal Church.	Presbyterian in the U. S. A.	United Presbyterian.							
The state.....	2,454	8,205	1,589	2,410	81,879	26,233	2,338	7,931	2,503	135,537	2,284	7,234	3,028	18,242
Adams.....					1,653	854		200		1,537			233	299
Antelope.....				88	1,166	158	42	157		881		465		33
Arthur.....					57									11
Banner.....										50				
Blaine.....														
Boone.....		140			1,050	270		54		3,636				498
Box Butte.....					544	89	40	103		899				75
Boyd.....		61			538	46				932	50			52
Brown.....					511			33		48		68		68
Buffalo.....					1,380	528	70	203		1,639		421	255	328
Burt.....					1,069	674		34			148			75
Butler.....					1,427					4,408				
Cass.....					1,554	302	65	119		1,155	8	250		148
Cedar.....		350		45	933	492		47	95	4,430		124		303
Chase.....					720	36				75		38		
Cherry.....					602	206	12	106		708				132
Cheyenne.....		153				18		51	15	703				1
Clay.....	590			82	2,067	321		26	467	923				423
Colfax.....				28	262	468		104		4,243				
Cuming.....					216	100		11		2,358	20			132
Custer.....				75	1,634	151		142		1,442	136	386	341	334
Dakota.....			80		295	47				1,521				65
Dawes.....					555	10		208		709				
Dawson.....		183	112		1,767	468				809			287	298
Deuel.....					312	13				149				48
Dixon.....					533	290				1,376	84			437
Dodge.....				235	1,589	522	214	141		1,774				76
Douglas.....		180	266	129	5,216	4,358	731	2,287	81	38,709	418	230	158	3,365
Dundy.....					443		42	28		80				229
Fillmore.....	62				1,534	134		25		1,823		358		337
Franklin.....		515		27	879	156		38		1,156		77	26	237
Frontier.....		268			774					210			95	94
Furnas.....					1,308	353		20		440		140	67	397
Gage.....		1,337			2,656	757		288		1,333		328	171	729
Garden.....					145	65				95				16
Garfield.....					267			2		147				
Gosper.....		319			277					100				53
Grant.....										38				
Greeley.....				18	448	42		4		3,388				48
Hall.....					1,115	460		174		1,638		57	95	239
Hamilton.....			375	183	943	488				375	229	591	67	452
Harlan.....		122			781	180				662			203	34
Hayes.....								2		50				4
Hitchcock.....	13				499	25		28		123				18
Holt.....		45			1,055	562	102	52		2,994				68
Hooker.....					35			25		35				6
Howard.....			232	148	281	259		26		2,647		137		33
Jefferson.....		208			1,634	294		52	110	398		86		258
Johnson.....		486			1,140	162		45		788		140		157
Kearney.....				195	644	313	144			505				141

¹See explanatory headnote on p. 238.

GENERAL TABLES.

TABLE 63.—NUMBER OF MEMBERS IN SELECTED DENOMINATIONS IN EACH STATE, BY COUNTIES: 1916—Contd.

NEBRASKA—Continued.

COUNTY.	MEMBERS: 1916.													
	Lutheran bodies—Continued.				Methodist Episcopal Church.	Presbyterian bodies.		Protestant Episcopal Church.	Reformed Church in the U. S.	Roman Catholic Church.	Swedish Evangelical Mission Covenant.	United Brethren in Christ.	United Evangelical Church.	All other bodies.
	Joint Synod of Ohio and Other States.	Synod of Iowa and Other States.	Danish Lutheran Church.	United Danish Lutheran Church.		Presbyterian in the U. S. A.	United Presbyterian.							
Keith.....				172	96		34		345					
Keyapaha.....				167					57					27
Kimball.....			48	160	161		41		36			9		
Knox.....			75	508	45		626		2,287	160	36			376
Laurens.....		106	97	146	7,834	2,744	83	567	988	4,067	232	516	69	2,166
Lincoln.....				34	935	236		305		791	19			65
Logan.....			18		119	44				116				7
Loup.....										20				
McPherson.....										40				4
Madison.....	52				1,786	256		182		1,883		52		549
Merrick.....					1,046	279		164		551				9
Morrill.....					150	213		49		70				15
Nance.....		100		40	837	373		27		1,815			415	32
Nemaha.....		699			1,167	221		26		460		111	24	124
Nuckolls.....		390	22	214	1,143	428	200	25		1,201		259		134
Otoe.....		1,210			1,085	551	85	179		1,416		32		117
Pawnee.....					1,222	439			97	872		291		
Perkins.....					216									65
Phelps.....					848	144		18		28	132			336
Pierce.....	33	262			582	70				903				200
Platte.....			118	47	700	314		105	111	6,315				119
Polk.....					1,064	82				710	124	228		354
Redwillow.....					939	39		60		983				3
Richardson.....					1,070	323		95	213	1,645			364	260
Rock.....					140			14		102				49
Saline.....		150			1,632			108		1,170		174		
Sarpy.....					416	270		16		475				77
Saunders.....		167		30	833	674		35	97	3,384	466			18
Scotts Bluff.....					973	596		173		244				
Seward.....		130	128	197	1,019	309				698		148		480
Sheridan.....					500	257		38		547				
Sherman.....		65			470	320		8		3,540	58	143		92
Sioux.....					104	40				380				
Stanton.....				65	398				93	250				
Thayer.....	1,704	543			1,408	486				559				230
Thomas.....										50				
Thurston.....					359	376		64		448				280
Valley.....			50	12	623	178		10		1,206		119		434
Washington.....			16	274	601	85		7		155				85
Wayne.....					840	252		9	50	299				130
Webster.....		16		15	1,079	101		26		305		157	64	44
Wheeler.....					116	87								12
York.....					1,960	461		20	86	780		939	85	590
County location unknown ¹												23		8

¹ See explanatory headnote on p. 238.

NEVADA.

COUNTY.	Population: 1910.	MEMBERS: 1916.											
		All denominations.	Adventist—Seventh-day.	Baptists—Northern Convention.	Congregational Churches.	Eastern Orthodox Churches—Greek (Hellenic).	Latter Day Saints—Church of Jesus Christ.	Lutheran—Synodical Conference.	Methodist Episcopal Church.	Presbyterian Church in the U. S. A.	Protestant Episcopal Church.	Roman Catholic Church.	All other bodies.
The state.....	81,875	16,145	149	356	261	200	3,429	444	777	501	1,207	8,742	79
Churchill.....	2,811	569	56	76				20	148		44	225	
Clark.....	3,321	1,879					1,509		58	10	24	278	
Douglas.....	1,895	500						310	15			175	
Elko.....	8,133	986		51			616			202	117		
Esmeralda.....	9,369	864							55	57	42	710	
Eureka.....	1,830	748								16	32	700	
Humboldt.....	6,825	214	16	28				24	70		76		
Lander.....	1,786	57							18		39		
Lincoln.....	3,489	687					583				22	82	
Lyon.....	3,568	853		6					64		30	753	
Mineral.....	(1)	9									1	8	
Nye.....	7,513	946		8						80	67	791	
Ormsby.....	3,415	851							100	50	101	600	
Storey.....	3,045	520								20	80	420	
Washoe.....	17,434	4,474	77	187	261		80	90	220	42	438	3,000	79
White Pine.....	7,441	1,988				200	641		29	24	94	1,000	

¹ New county since 1910; formed from part of Esmeralda in 1911.

RELIGIOUS BODIES.

TABLE 63.—NUMBER OF MEMBERS IN SELECTED DENOMINATIONS IN EACH STATE, BY COUNTIES: 1916—Contd.

NEW HAMPSHIRE.

COUNTY.	Popula- tion: 1910.	MEMBERS: 1916.												
		All denomi- nations.	Advent Christian Church.	Baptist bodies.		Christian Church (Christi- an Con- vention).	Congre- gational Churches.	Eastern Orthodox Churches —Greek (Hellen- ic).	Method- ist Epis- copal Church.	Protes- tant Epis- copal Church.	Roman Catholic Church.	Unita- rians.	Uni- versal- ists.	All other bodies.
				Baptists —North- ern Con- vention.	Free.									
The state.....	430,572	210,736	1,570	15,027	2,308	1,111	20,084	4,250	13,574	6,715	136,020	3,890	1,611	4,576
Belknap.....	21,309	9,967	200	1,708	590	100	913	596	248	5,523	60	29
Carroll.....	16,316	3,168	76	447	200	183	672	838	133	530	89
Cheshire.....	30,659	14,441	945	30	2,288	901	271	7,971	1,274	308
Coos.....	30,753	17,002	30	267	179	856	1,083	686	13,407	395
Grafton.....	41,652	12,478	208	1,062	226	2,215	2,423	520	5,455	18
Hillsborough.....	126,072	83,313	119	3,250	54	5,057	3,750	2,656	1,347	63,361	886	411	2,409
Merrimack.....	53,335	22,458	239	2,767	588	305	2,646	1,473	1,820	11,072	892	77	579
Rockingham.....	52,188	18,859	380	1,803	35	355	3,067	1,639	725	10,051	353	184	267
Strafford.....	38,951	20,667	318	1,955	490	1,290	500	1,093	491	14,123	37	119	251
Sullivan.....	19,337	8,327	767	17	1,080	872	474	4,527	180	179	231
County location un- known ¹	56	56

¹ See explanatory headnote on p. 238.

NEW JERSEY.

COUNTY.	Popula- tion: 1910.	MEMBERS: 1916.														
		All denomi- nations.	Baptists.			Breth- ren, Ply- mouth, I-V.	Christi- an Church (Christi- an Con- vention).	Congre- gational Churches.	Eastern Orthodox Churches —Rus- sian.	Friends (Hicks- ite).	German Evan- gelical Synod.	Inde- pendent churches.	Jewish congre- gations.	Lutheran bodies.		
			Northern Conven- tion.	National Conven- tion.	General Synod.									General Council.	Synodi- cal Con- ference.	
The state.....	2,537,167	1,337,983	62,769	18,149	1,560	1,678	10,839	11,308	2,446	2,453	2,057	15,720	8,406	19,690	5,616	
Atlantic.....	71,894	29,191	1,501	1,168	61	46	1,100	366	
Bergen.....	138,002	62,078	1,460	650	197	906	1,500	554	85	518	887	1,438	
Burlington.....	66,565	26,960	3,510	681	32	54	349	299	
Camden.....	142,029	59,722	5,413	1,283	137	72	165	630	1,089	1,952	18	
Cape May.....	19,745	7,628	1,277	144	7	38	105	
Cumberland.....	55,153	25,677	4,643	163	13	130	250	251	
Essex.....	512,886	259,597	10,346	6,665	163	675	5,792	1,322	1,604	4,665	561	1,989	489	
Gloucester.....	37,368	13,399	794	610	394	79	103	
Hudson.....	537,231	325,671	5,437	190	361	1,292	2,275	502	400	5,565	3,269	5,264	2,128	
Hunterdon.....	33,569	14,738	1,875	45	532	366	
Mercer.....	125,657	78,123	5,593	653	65	130	200	250	1,450	1,025	1,962	159	
Middlesex.....	114,426	75,882	2,870	368	12	208	1,960	890	945	
Monmouth.....	94,734	42,394	4,428	2,069	30	34	305	195	
Morris.....	74,704	32,141	1,198	146	29	307	639	25	15	119	76	54	
Ocean.....	21,318	7,324	728	
Passaic.....	215,902	127,241	3,895	825	255	512	3,488	719	100	316	2,748	892	
Salem.....	26,999	11,835	2,233	31	557	135	280	
Somerset.....	38,820	23,417	269	563	240	313	87	418	
Sussex.....	26,781	8,273	968	13	207	
Union.....	140,197	87,866	3,704	2,621	321	879	258	95	97	650	1,612	6	
Warren.....	43,187	18,668	627	232	135	496	836	14	
County location un- known ¹	158	

¹ See explanatory headnote on p. 238.

GENERAL TABLES.

TABLE 63.—NUMBER OF MEMBERS IN SELECTED DENOMINATIONS IN EACH STATE, BY COUNTIES: 1916—Contd.

NEW JERSEY—Continued.

COUNTY.	MEMBERS: 1916.												
	Methodist bodies.				Polish National Catholic Church.	Presbyterian bodies.		Protestant Episcopal Church.	Reformed bodies.			Roman Catholic Church.	All other bodies.
	Methodist Episcopal.	Method-ist Prot-estant.	African Method-ist Epis-copal.	African Method-ist Epis-copal Zion.		Presby-terian in the U. S. A.	United Presby-terian.		Reformed in America.	Christian Re-formed.	Hunga-rian Re-formed.		
The state	131,211	6,076	7,230	3,478	1,680	102,290	1,904	67,996	37,959	3,067	3,254	790,764	18,393
Atlantic	5,056	1,316	760	200	2,174	1,294	13,757	392
Bergen	3,767	18	380	4,761	150	5,518	5,011	502	33,319	367
Burlington	5,954	69	552	80	1,911	2,733	60	9,315	1,361
Camden	12,684	302	793	330	4,901	3,723	24,940	1,280
Cape May	3,817	181	22	667	373	926	71
Cumberland	8,305	1,252	627	2,804	471	6,081	687
Essex	16,947	715	1,153	325	23,571	220	15,604	6,051	156,824	3,916
Gloucester	5,818	440	251	1,473	801	2,258	378
Hudson	8,815	270	410	629	500	5,181	1,254	10,429	8,628	20	260,003	3,369
Hunterdon	4,210	10	3,732	255	1,255	34	2,229	195
Mercer	8,098	445	185	130	10,287	3,842	327	42,524	798
Middlesex	3,776	139	165	150	4,245	2,903	2,016	2,380	51,190	1,682
Monmouth	9,900	831	499	743	3,287	2,480	1,724	15,619	250
Morris	5,844	289	6,239	2,422	711	14,328	200
Ocean	3,327	42	50	1,026	510	1,641
Passaic	5,562	395	72	334	900	5,394	280	5,410	6,336	2,455	291	84,702	1,160
Salem	4,103	105	485	844	308	2,209	545
Somerset	2,088	172	150	1,769	932	4,844	52	11,032	488
Sussex	2,777	1,984	383	130	1,700	38
Union	5,780	200	330	50	11,629	7,147	1,310	50,115	1,062
Warren	5,583	18	4,165	448	6,052	62
County location un-known ¹	66	10	82

¹ See explanatory headnote on p. 238.

NEW MEXICO.

COUNTY.	Popula-tion: 1910.	MEMBERS: 1916.										
		All denomi-nations.	Baptists—Southern Conven-tion.	Churches of Christ.	Disci-ples of Christ.	Latter Day Saints—Church of Jesus Christ.	Methodist bodies.		Presby-terian Church in the U. S. A.	Protes-tant Epis-copal Church.	Roman Catho-lic Church.	All other bodies.
							Methodist Episcopal.	Methodist Episcopal, South.				
The state	327,301	209,809	6,721	1,333	2,284	1,484	4,385	7,120	3,892	1,718	177,727	3,145
Bernalillo	23,606	29,460	355	334	874	267	571	291	26,138	630
Chaves	16,850	4,410	799	175	534	303	1,098	469	120	585	327
Colfax	16,460	4,814	206	140	587	156	28	3,478	219
Curry	11,443	2,969	1,013	39	248	986	122	34	324	203
Dona Ana	12,893	10,261	191	20	109	229	338	144	9,186	44
Eddy	12,400	4,268	558	123	223	990	122	106	1,909	237
Grant	14,813	21,026	130	79	80	135	180	86	76	268	19,622	70
Guadalupe	10,927	7,883	124	99	53	316	56	13	7,206	16
Lincoln	7,822	2,241	83	7	145	15	30	1,942	19
Luna	3,913	2,519	180	108	130	280	86	83	1,600	52
McKinley	12,963	3,195	257	187	35	2,526	190
Mora	12,611	11,309	50	69	370	45	104	4	10,487	180
Otero	7,069	3,646	366	119	25	421	58	39	2,395	223
Quay	14,912	3,534	1,007	194	100	112	417	155	1,474	32
Rio Arriba	16,624	13,782	20	346	22	13,394
Roosevelt	12,064	1,543	558	262	18	651	20	7	20	7
San Juan	8,504	2,244	68	559	369	160	34	838	216
San Miguel	22,930	17,475	102	250	333	239	99	99	16,369	83
Sandoval	8,579	7,647	135	7,512
Santa Fe	14,770	9,995	109	111	278	219	9,260	18
Sierra	3,536	1,063	72	11	11	980
Socorro	14,761	13,456	52	93	198	119	142	51	12,783	18
Taos	12,008	8,598	212	80	9	8,297
Torrance	10,119	4,365	198	129	38	139	10	7	3,820	24
Union	11,404	4,799	198	37	79	312	157	46	3,709	261
Valencia	13,320	11,741	18	160	110	108	21	11,248	76
County location un-known ¹	1,566	374	70	280	160	357	325

¹ See explanatory headnote on p. 238.

RELIGIOUS BODIES.

TABLE 63.—NUMBER OF MEMBERS IN SELECTED DENOMINATIONS IN EACH STATE, BY COUNTIES: 1916—Contd.

NEW YORK.

COUNTY.	Popula- tion: 1910.	MEMBERS: 1916.													
		All denomi- nations.	Baptists.		Chris- tian Church (Chris- tian Conven- tion).	Congrega- tional Churches.	Disciples of Christ.	Eastern Ortho- dox Churches.		Evan- gelical Associa- tion.	German Evan- gelical Synod.	Independ- ent church- es.	Jewish congre- gations.	Lutheran bodies.	
			Northern Conven- tion.	National Conven- tion.				Greek (Hellenic).	Russian.					General Synod.	General Council.
The state.....	9,113,614	4,315,404	182,443	5,652	4,818	65,021	11,139	23,030	14,876	6,420	26,342	6,482	113,924	27,574	73,581
Albany.....	173,666	102,665	3,518	800	308	555	83	516	1,285	1,433	2,490	
Allegany.....	41,412	14,839	2,142	382	80	116	
Bronx ¹	430,980	152,040	950	425	1,612	313	184	95	4,660	1,030	2,076	
Broome.....	78,809	44,401	4,501	105	1,436	73	580	216	135	60	438	
Cattaraugus.....	65,919	28,291	2,536	89	717	186	245	100	215	
Cayuga.....	67,106	32,690	2,628	49	385	857	308	477	21	200	
Chautauqua.....	105,126	49,911	3,888	40	1,010	141	127	1,122	24	104	4,834	
Chemung.....	54,662	31,209	3,147	1,021	614	89	450	84	1,600	313	
Chenango.....	35,575	14,579	3,693	11	1,475	
Clinton.....	48,230	28,518	224	50	
Columbia.....	43,658	17,117	432	83	192	60	1,582	326	
Cortland.....	29,249	12,806	1,725	23	1,207	57	
Delaware.....	45,575	16,213	1,595	10	1,293	
Dutchess.....	87,661	39,910	2,194	397	506	45	20	873	950	
Erie.....	528,985	328,869	8,198	101	1,440	3,442	590	1,478	14,121	358	1,500	136	10,621
Essex.....	33,458	13,169	890	631	20	
Franklin.....	45,717	26,096	637	110	167	26	25	
Fulton.....	44,534	19,707	2,626	120	415	175	25	71	1,695	
Genesee.....	37,615	17,809	2,034	81	50	100	80	
Greene.....	30,214	11,567	855	307	50	124	
Hamilton.....	4,373	1,122	130	
Herkimer.....	56,356	25,406	2,014	225	110	51	28	489	400	
Jefferson.....	80,382	32,846	2,285	84	1,307	282	69	200	35	375	
Kings.....	1,634,351	840,279	20,751	763	142	18,490	903	1,680	3,902	1,182	330	137	24,065	2,326	18,914
Lewis.....	24,849	9,912	308	375	162	288	98	
Livingston.....	38,037	17,577	901	66	281	
Madison.....	30,289	17,114	2,764	682	129	
Monroe.....	283,212	164,669	11,990	217	1,902	406	573	4,391	5,132	7,376	
Montgomery.....	57,567	25,764	1,226	529	216	297	60	2,100	395	
Nassau.....	83,930	40,244	512	62	155	96	180	260	472	
New York.....	2,331,542	939,725	21,489	2,448	3,150	464	21,000	7,263	139	145	3,685	63,214	4,676	9,074
Niagara.....	102,036	58,761	2,619	138	1,590	1,132	184	1,763	42	270	1,400	
Oneida.....	154,157	97,390	4,511	2,324	154	325	546	360	184	1,447	
Onondaga.....	200,298	115,290	6,523	125	2,591	1,116	150	129	292	225	1,250	3,340	1,300	
Ontario.....	52,286	24,912	1,513	1,461	80	25	
Orange.....	116,001	50,070	2,288	201	1,511	194	160	624	
Orleans.....	32,000	13,165	2,006	95	108	167	
Oswego.....	71,664	33,187	2,385	1,488	50	60	897	
Otsego.....	47,216	17,294	4,478	420	72	337	
Putnam.....	14,665	5,837	1,342	
Queens.....	284,041	131,287	1,784	9	1,978	155	176	10	1,080	486	2,676	
Rensselaer.....	122,276	69,923	3,504	10	278	604	56	442	1,217	1,936	384	
Richmond.....	85,969	37,902	980	50	285	800	889	
Rockland.....	46,873	16,331	521	150	277	120	374	
St. Lawrence.....	89,005	37,726	1,393	1,588	20	70	38	
Saratoga.....	61,917	28,447	2,558	65	204	30	
Schenectady.....	88,235	49,386	2,216	89	699	200	225	435	510	80	
Schoharie.....	23,855	8,906	626	116	1,200	1,556	
Schuyler.....	14,004	4,743	1,052	65	
Seneca.....	26,972	10,648	1,212	190	95	
Steuben.....	83,362	31,841	3,580	88	398	44	485	194	
Suffolk.....	96,138	45,533	1,016	85	2,096	160	22	426	
Sullivan.....	33,808	10,003	273	225	35	670	294	
Tioga.....	25,624	9,458	1,833	750	
Tompkins.....	33,647	14,554	2,105	84	953	49	100	
Ulster.....	91,769	35,698	1,267	377	63	350	645	1,027	
Warren.....	32,223	14,379	1,374	21	50	
Washington.....	47,778	22,912	2,672	462	9	
Wayne.....	50,179	22,426	2,138	188	200	354	180	1,191	
Westchester.....	283,055	154,990	5,380	1,408	1,774	1,225	147	75	3,289	1,698	
Wyoming.....	31,880	14,246	2,629	42	956	166	452	
Yates.....	18,642	7,867	1,882	218	25	116	
County location un- known ⁴	228

¹ Formed from part of New York County (Bronx Borough) in 1914.² Population of Bronx Borough in 1910.³ Exclusive of population of Bronx Borough.⁴ See explanatory headnote on p. 238.

GENERAL TABLES.

TABLE 63.—NUMBER OF MEMBERS IN SELECTED DENOMINATIONS IN EACH STATE, BY COUNTIES: 1916—Contd.

NEW YORK—Continued.

COUNTY.	MEMBERS: 1916.													
	Lutheran bodies—Continued.	Methodist bodies.			Polish National Catholic Church.	Presbyterian bodies.		Protestant Episcopal Church.	Reformed bodies.		Roman Catholic Church.	Unitarians.	Universalists.	All other bodies.
		Synodical Conference.	Methodist Episcopal.	Methodist Protestant.		African Methodist Episcopal Zion.	Presbyterian in the U. S. A.		United Presbyterian.	Reformed in America.				
The state.....	36,819	328,250	4,376	9,005	8,360	222,888	11,150	227,685	66,773	7,218	2,745,552	6,288	9,175	70,533
Albany.....	928	6,134	5,723	237	5,011	4,775	67,988	175	706
Allegany.....	544	3,541	167	788	732	4,004	125	2,218
Bronx.....	1,298	3,414	4,602	75	5,633	1,716	404	122,203	1,350
Broome.....	214	8,841	294	4,595	1,582	20,437	197	697
Cattaraugus.....	1,222	4,977	1,519	277	1,296	13,752	1,160
Cayuga.....	4,174	195	100	4,646	70	1,552	208	15,976	302	542
Chautauqua.....	345	8,219	48	35	2,179	1,600	507	21,900	240	135	3,413
Chemung.....	5,140	26	87	2,373	1,280	14,575	410
Chenango.....	3,197	17	597	1,680	3,558	85	266
Clinton.....	2,570	905	435	23,928	406
Columbia.....	230	3,038	58	781	1,102	2,915	5,878	325	115
Cortland.....	3,682	109	1,433	456	3,833	72	159
Delaware.....	5,625	2,245	2,287	875	212	1,563	508
Dutchess.....	5,283	317	2,776	4,602	2,164	18,897	40	846
Essex.....	6,364	13,471	338	7,000	11,912	1,306	10,878	175	4,721	224,667	539	361	5,182
Franklin.....	2,462	367	871	7,882	46
Fulton.....	54	2,054	1,188	550	20,674	85
Genesee.....	18	5,450	219	2,082	349	620	268	5,285	98	155
Greene.....	2,220	34	2,952	1,067	8,695	478
Hamilton.....	3,715	50	1,012	742	1,788	2,783	141
Herkimer.....	383	10	43	1,135	645	516	50
Jefferson.....	4,030	248	10	1,746	3,762	213	12,681	818	176
Kings.....	6,070	5,683	259	1,671	360	2,746	3,762	213	14,527	585	374
Lewis.....	22,588	328	19,908	830	30,136	9,098	913	640,112	1,224	666	12,790
Livingston.....	1,470	94	588	323	63	5,735	408
Madison.....	2,056	98	56	3,061	505	816	9,403	172	162
Monroe.....	1,631	4,060	39	1,000	1,700	820	6,093	70	757
Montgomery.....	10,544	170	300	13,680	669	6,325	879	608	93,966	225	529	2,131
Nassau.....	315	3,451	40	1,319	105	722	2,527	15,391	265	121
New York.....	5,018	5,502	515	181	1,938	4,618	467	24,382	589
Niagara.....	17,076	2,052	33,037	445	60,625	9,814	230	659,962	1,648	660	12,411
Oneida.....	4,297	4,272	69	3,702	3,140	31,078	402	2,663
Ontario.....	625	8,110	7,344	4,971	300	63,612	50	181	2,346
Saratoga.....	14,839	281	250	7,875	5,333	681	66,742	872	362	1,014
Schenectady.....	194	4,268	5	3,559	1,955	11,246	289	322
St. Lawrence.....	7,765	162	6,547	401	4,047	2,762	21,796	85	280	1,136
Ulster.....	111	2,475	34	1,544	524	5,187	375	444
Warren.....	206	6,844	278	1,783	1,920	16,982	51	449
Washington.....	4,588	104	1,811	238	1,943	2,185	564	554
Wayne.....	828	549	710	2,408
Yates.....	5,048	15	15	3,547	7,150	3,991	284	98,430	40	877
County location unknown ¹	3,536	6,980	125	4,669	164	4,360	1,493	42,742	76	49	834
Albany.....	435	2,619	126	613	3,067	1,087	24,855	130	1,966
Broome.....	20	2,269	142	113	1,828	1,484	911	8,047	75
Cattaraugus.....	5,025	2,924	330	2,236	23,077	50	432	543
Chemung.....	110	5,302	78	2,375	151	1,922	496	14,668	488
Chenango.....	813	5,285	60	1,764	380	1,625	3,233	30,987	143	642
Columbia.....	3,414	70	20	335	79	942	447	101
Cortland.....	1,679	765	328	640	214
Dutchess.....	1,411	1,557	1,298	548	58	4,226	53
Franklin.....	168	7,319	262	35	3,889	1,878	12,309	120	1,072
Hamilton.....	377	7,331	155	263	5,981	3,977	134	22,933	62	515
Herkimer.....	3,026	1,254	359	512	3,210	145
Livingston.....	3,675	22	980	468	1,548	20	162
Montgomery.....	3,683	100	1,427	770	4,463	500	58	262
Nassau.....
Ontario.....	407	6,774	121	1,559	1,732	5,807	14,725	844
Saratoga.....	2,391	1,473	1,182	7,084	804
Schenectady.....	3,515	1,272	2,168	1,001	356	10,457	49	951
Ulster.....	145	4,747	485	3,516	928	1,733	6,140	80	401
Warren.....
Washington.....	12,807	190	1,586	9,606	15,050	3,353	94,699	251	111	1,445
Wayne.....	896	2,150	1,299	163	122	5,821	190	256
Yates.....	2,566	1,120	280	1,492	35	133
County location unknown ¹	228

¹ See explanatory headnote on p. 238.

RELIGIOUS BODIES.

TABLE 63.—NUMBER OF MEMBERS IN SELECTED DENOMINATIONS IN EACH STATE, BY COUNTIES: 1916—Contd.

NORTH CAROLINA.

COUNTY.	Popula- tion: 1910.	MEMBERS: 1916.														
		All denomi- nations.	Baptist bodies.							Christian Church (Chris- tian Conven- tion).	Congre- gational Churches.	Disciples of Christ.	Friends (Ortho- dox).	Latter Day Saints— Church of Jesus Christ.	Lutheran bodies.	
			Baptists.		Free Will.	Col- ored Free Will.	Regu- lar.	Primi- tive.	United Synod, South.						Synod- ical Confer- ence.	
			Southern Conven- tion.	National Conven- tion.												
The state.....	2,206,287	1,080,723	279,112	212,019	22,914	10,773	3,714	10,481	18,299	3,125	20,095	8,229	2,802	19,450	2,558	
Alamance.....	28,712	13,064	1,420	867				65	1,931	140		494	232	324	8	
Alexander.....	11,592	6,462	3,669	280										368	141	
Alleghany.....	7,745	2,622	435	151			732	726								
Anson.....	25,465	13,081	2,759	4,350				43		14						
Ashe.....	19,074	7,777	2,250	207			1,438	664						12		
Avery.....	(¹)	3,379	1,969	12			15									
Beaufort.....	30,877	12,731	396	2,198	1,272	531		161				390				
Bertie.....	23,039	18,033	6,034	11,142								2,974				
Bladen.....	18,006	2,660	1,701	195	20				45							
Brunswick.....	14,432	6,305	2,132	1,469	110	60		33	116							
Buncombe.....	49,798	25,778	6,538	4,926	423			101		40	287				85	
Burke.....	21,408	8,360	3,150	111										81	31	
Cabarrus.....	26,240	14,129	1,894	908				45		66				2,084	219	
Caldwell.....	20,579	9,057	4,112	150				68						303		
Camden.....	5,640	3,436	1,171	1,149						92						
Carteret.....	13,776	6,385	907	652	742			272	63	48	108		66			
Caswell.....	14,858	8,048	766	4,586				117	309							
Catawba.....	27,918	16,071	2,789	1,089										2,562	1,636	
Chatham.....	22,635	13,027	3,522	1,779				28	818	203		506				
Cherokee.....	14,136	6,217	4,203	313									232			
Chowan.....	11,303	7,296	2,640	2,894												
Clay.....	3,909	1,592	764													
Cleveland.....	29,494	15,906	8,602	1,558										135		
Columbus.....	28,020	13,996	5,443	2,467	527	171		91					111			
Craven.....	25,594	12,922	839	3,034	1,161	688		21	198		329					
Cumberland.....	35,284	15,767	3,401	2,746	260	736				15					5	
Currituck.....	7,693	4,165	773	1,057				54			253					
Dare.....	4,841	2,614	170	168				17								
Davidson.....	29,404	15,183	3,079	1,177				156						800		
Davie.....	13,394	6,728	1,953	461				23						49		
Duplin.....	25,442	11,440	2,667	3,880	519	65		161			20		354			
Durham.....	35,276	18,433	5,474	3,857	212			180	483							
Edgecombe.....	32,010	7,949	621	4,748	49			306			166					
Forsyth.....	47,311	28,267	3,964	5,209	121			121	242		1,267	209		369	11	
Franklin.....	24,692	12,710	4,141	5,565	85				985							
Gaston.....	37,063	17,894	4,700	1,693						74				1,443		
Gates.....	10,455	7,354	1,858	3,091					631							
Graham.....	4,749	1,681	1,541													
Granville.....	25,102	14,267	4,900	5,259				40	307							
Greene.....	13,083	5,810	45	460	1,539	1,005		47			284					
Guilford.....	60,497	30,808	3,537	3,541				128	1,160	184		2,283		740	40	
Halifax.....	37,646	18,529	2,633	10,853				100			64					
Harnett.....	22,174	10,452	3,469	438	644	734		204	226		342					
Haywood.....	21,020	7,945	2,529	45							150					
Henderson.....	16,262	8,520	4,340	1,082												
Hertford.....	15,436	10,081	3,395	6,150	86											
Hoke.....	(²)	4,016	161	1,207	30	126			49							
Hyde.....	8,840	3,678	1,793					70			681					
Iredell.....	34,315	20,039	4,819	1,468				10		120	12	103		1,102		
Jackson.....	12,998	3,600	2,513													
Johnston.....	41,401	15,051	3,708	2,870	2,299	147		922	411		441					
Jones.....	8,721	4,200	281	798	330	648		27	142		747					
Lee.....	11,376	7,997	1,164	309					1,253	276						
Lenoir.....	22,769	10,018	783	1,035	1,110	2,241		39	20		1,689					
Lincoln.....	17,132	9,659	1,881	431										1,283		
McDowell.....	13,538	5,387	1,891	281												
Macon.....	12,191	5,424	3,506	70												
Madison.....	20,132	6,754	4,527	211	631											
Martin.....	17,797	6,155	591	2,238	227				358		1,163					
Mecklenburg.....	67,031	37,310	4,623	2,167						125	52			571	133	
Mitchell.....	17,245	3,980	2,820													
Montgomery.....	14,967	6,924	1,594	885				57	129	378						
Moore.....	17,010	9,113	1,312	506	9	249			346	178						
Nash.....	33,727	13,726	4,268	4,803	665			332			122	111			22	
New Hanover.....	32,037	18,189	2,577	2,171	85			14		135	179		118	565	12	
Northampton.....	22,323	14,657	3,274	7,501								70				
Onslow.....	14,125	5,258	1,229	1,440	61			136			300					
Orange.....	15,064	7,150	2,162	1,364					158							
Famlico.....	9,966	5,036	207	1,126	1,015	22		91	248		1,079					
Fasquotank.....	16,693	10,112	2,972	2,687				30								
Fender.....	15,471	8,581	1,721	3,455	105			28					342			
Ferquimans.....	11,054	5,896	1,170	1,835							184	413				
Ferson.....	17,356	8,364	2,390	3,626				317								
Pitt.....	36,340	13,114	708	2,975	2,658	1,221		197			1,700					
Folk.....	7,640	3,345	1,804	256						27						

¹ New county since 1910; formed from parts of Caldwell, Mitchell, and Watauga in 1911.² New county since 1910; formed from parts of Cumberland and Robeson in 1911.

GENERAL TABLES.

TABLE 63.—NUMBER OF MEMBERS IN SELECTED DENOMINATIONS IN EACH STATE, BY COUNTIES: 1916—Contd.

NORTH CAROLINA—Continued.

COUNTY.	Popu- ation: 1910.	MEMBERS: 1916.													
		All denomi- nations.	Baptist bodies.						Christian Church (Christian Conven- tion).	Congre- gational Churches.	Disciples of Christ.	Friends (Ortho- dox).	Latter Day Saints— Church of Jesus Christ.	Lutheran bodies.	
			Baptists.		Free Will.	Col- ored Free Will.	Regu- lar.	Primi- tive.						United Synod, South.	Synod- ical Confer- ence.
			Southern Conven- tion.	National Conven- tion.											
Randolph.....	29,491	12,570	1,757	886			58	1,284	144		967		89		
Richmond.....	19,673	12,329	1,400	2,272	63			88	217						
Robeson.....	51,945	24,737	7,322	6,003	243	149									
Rockingham.....	36,442	12,259	2,210	2,444			396	662	36	613					
Rowan.....	37,521	22,783	2,039	3,628			37		53				5,749	105	
Rutherford.....	28,385	14,661	7,714	1,989			11								
Sampson.....	29,982	13,397	4,831	2,851	1,519	126	98			340	109				
Scotland.....	15,363	8,251	550	2,668	47										
Stanly.....	19,909	10,429	3,683	799			158		97				529	2	
Stokes.....	20,151	5,547	1,525	911			519			795			30		
Surry.....	29,705	12,106	4,609	691			231	784		430	867	472			
Swain.....	10,403	3,523	2,850	84											
Transylvania.....	7,191	3,726	2,450	474											
Tyrrell.....	5,219	3,360	569	825	781		30			401					
Union.....	33,277	16,098	5,710	2,265			151						57		
Vance.....	19,425	10,898	2,141	3,643				896							
Wake.....	63,229	34,429	11,892	8,031	231	120	157	3,737	310	84		108	50		
Warren.....	20,266	10,328	1,552	5,062				1,106						108	
Washington.....	11,062	6,046	436	1,816	297		69			1,530					
Watauga.....	13,556	6,619	4,359	28			75						155		
Wayne.....	35,698	16,405	1,546	2,893	1,669	1,595	361		117	408	747	649			
Wilkes.....	30,282	12,731	7,961	897			257					118			
Wilson.....	28,269	7,585	1,113	1,453	1,015	119	644	256		473					
Yadkin.....	15,428	6,769	3,011	167			46			30	1,350				
Yancey.....	12,072	4,566	3,153	159											
County location un- known ¹		4,815	1,819	89			59			36					

COUNTY.	MEMBERS: 1916.													
	Methodist bodies.						Moravian Church (Unitas Frat- rum).	Presbyterian bodies.			Protes- tant Epis- copal Church.	Reformed Church in the U. S.	Roman Catholic Church.	All other bodies.
	Methodist Episcopal.	Method- ist Prot- estant.	Methodist Episcopal, South.	African Method- ist Epis- copal.	African Methodist Episcopal Zion.	Colored Method- ist Epis- copal.		Presby- terian in the U. S. A.	Preshyte- rian in the U. S.	Associate Reformed Preshy- terian.				
The state.....	26,384	18,033	199,764	20,433	74,365	3,274	4,528	12,062	57,836	4,248	18,545	6,109	4,989	16,582
Alamance.....	9	2,592	2,121	765	166			140	1,258		120	296		116
Alexander.....	207		1,143	243					198	75				138
Alleghany.....	66		286						84					142
Anson.....		11	2,794		2,351			151	287		136		5	180
Ashe.....	1,292		1,594						51		53			216
Avery.....	278		429						233		3			50
Beaufort.....	28		1,905	13	1,334	510		8	303		973		16	109
Bertie.....			509	17	204						119			
Bladen.....	36		1,064	224	2,908			40	752					7
Brunswick.....			1,178	356	582				130		57			82
Buncombe.....	1,321	307	5,850	404	1,546			593	1,365		1,242		425	325
Burke.....		116	3,126	763	112			35	431		315			89
Cabarrus.....	191	525	3,440		1,554			545	1,925	115	47	419	100	52
Caldwell.....	441		2,243	580	40			49	325		126	58		562
Camden.....			794		206			4			20			
Carteret.....	563		1,948	136	526				19				35	300
Caswell.....			1,464	467					331		8			
Catawba.....	529		3,858	123	830				461		177	1,076	12	929
Chatham.....		365	3,426	213	1,500	420			165		62			20
Cherokee.....	354		973		60				54		18			10
Chowan.....		6	301		1,150				39		217		22	27
Clay.....	184		560						10					74
Cleveland.....	488	881	3,016		474	75		80	348	150	20			79
Columbus.....	53		2,079	503	1,903			239	227		14			168
Craven.....			2,552	264	2,574			125	210		523		285	119
Cumberland.....			2,830	243	2,438			266	2,001		567		86	173
Currituck.....			1,513		515									
Dare.....			2,201		11						47			
Davidson.....	802	1,224	4,482		360		701	90	248		45	1,952		67
Davie.....	197	367	2,675		440			70	109		22			152
Duplin.....			753	656	482			14	1,577		12		54	226
Durham.....			4,633	778	350	170		73	867		649		122	585
Edgecombe.....		20	506		334			26	409		627		30	107
Forsyth.....	1,439	986	5,456	160	2,015	250	3,536	342	1,123		289	90	140	1,049
Franklin.....			1,465	35	72			289			93			

¹ See explanatory headnote on p. 238.

RELIGIOUS BODIES.

TABLE 63.—NUMBER OF MEMBERS IN SELECTED DENOMINATIONS IN EACH STATE, BY COUNTIES: 1916—Contd.

NORTH CAROLINA—Continued.

COUNTY.	MEMBERS: 1916.												
	Methodist bodies.					Moravian Church (Unitas Fratrum).	Presbyterian bodies.			Protes- tant Epis- copal Church.	Reformed Church in the U. S.	Roman Catholic Church.	All other bodies.
	Methodist Episcopal.	Method- ist Prot- estant.	Methodist Episcopal, South.	African Method- ist Epis- copal.	African Methodist Episcopal Zion.		Colored Method- ist Epis- copal.	Presby- terian in the U. S. A.	Presby- terian in the U. S.				
Gaston.....	673		3,751		1,592		128	2,305	710	149		422	254
Gates.....			1,128		586					60			
Graham.....			130					10					12
Granville.....	127		2,379		420		152	386		285			42
Greene.....			968		1,279		74	26		41			
Guilford.....	2,111	2,546	7,084	759	917		81	2,976		448	725	250	953
Halifax.....		1,098	2,301	508				304		324		51	5
Harnett.....			1,427	37	1,706	82	199	1,012		39		45	40
Haywood.....	1,082		2,537		402			263		137			50
Henderson.....	219		1,613		380	16	29	301		355		32	153
Hertford.....			335	17	7					36			55
Hoke.....	136		225		802		35	1,241				4	
Hyde.....	99		855					56		124			
Iredell.....	717	106	5,470	12	1,778		837	2,352	900	138		14	81
Jackson.....	80		853		66			8		48			32
Johnston.....			2,042	937	390			365		39		67	413
Jones.....			774		352		25	38		18			20
Lee.....	90		1,217	120	1,580		293	1,668		19			8
Lenoir.....			1,439	125	729		58	132		275			348
Lincoln.....	744	629	3,143		321		43	432		421	264		62
McDowell.....	88		2,076	132	330	29		379		76			105
Macon.....	159		1,425		54			140		43			27
Madison.....			874		15			469		22		5	
Martin.....	260		370		602	130				141			75
Mecklenburg.....	430	113	6,337	160	6,611	295	2,260	8,799	2,298	1,107	21	951	257
Mitchell.....	356		232		206			99		25		6	236
Montgomery.....	522	180	1,940	93	768			347					31
Moore.....	20		2,020	70	1,762		499	1,880		27		48	5
Nash.....		100	2,272	329				355		288			145
New Hanover.....	69		2,341	3,567	2,143		101	1,857		1,631		150	444
Northampton.....	84	22	2,743	688						54			221
Onslow.....			1,013	168	273			38					600
Orange.....			1,643	695	100	52	16	712		175			68
Pamlico.....			851		378			12					7
Pasquotank.....	180		1,876		1,965		18	40		308		35	1
Pender.....			571	1,450			22	686		27		93	81
Perquimans.....			1,154		1,040					86			14
Person.....			1,710	280				41					
Pitt.....			1,918		640	125		297		452		65	158
Polk.....			399	13		255		102		309		25	155
Randolph.....	732	2,347	3,732	107	5			22					440
Richmond.....	426	96	3,531		3,136	46	138	625		90		103	98
Robeson.....	2,067		2,531	516	1,852		631	2,743		72			603
Rockingham.....	996	494	2,985	40				696		354			333
Rowan.....	557		4,183		2,141		595	1,808		546	993	200	149
Rutherford.....		112	2,714		1,052	310		480		162			117
Sampson.....			1,339	204	812			382		51		325	410
Scotland.....	762		1,523	402	1,064		262	914		15		2	42
Stanly.....	234	415	3,658		843			350			215		46
Stokes.....	182	120	973					265		35			192
Surry.....	372	308	2,465	193	20	78	75	374		47			90
Swain.....	56		401		16			51				18	63
Transylvania.....			558		16			182		39			7
Tyrrell.....		122	565		55					12			
Union.....		265	3,893		1,909	204	135	1,307		96		1	105
Vance.....	8	1,034	1,747		334			425		345		40	285
Wake.....	170		3,871	1,877	567	203	145	888		1,419		378	191
Warren.....		186	1,795	82				137		176			124
Washington.....		120	616		920	24				218			
Watauga.....	837		808					26		184			100
Wayne.....	60		3,667	94	962		161	487		130		160	719
Wilkes.....	887		868		301			161		46			48
Wilson.....			1,209	58	588		196	192		162		22	85
Yadkin.....	753	220	850		249		26	14					53
Yancey.....			815		65		208	135		6			25
County location un- known ¹	561		464				787						1,000

¹ See explanatory headnote on p. 238.

GENERAL TABLES.

TABLE 63.—NUMBER OF MEMBERS IN SELECTED DENOMINATIONS IN EACH STATE, BY COUNTIES: 1916—Contd.
NORTH DAKOTA.

COUNTY.	Population: 1910.	MEMBERS: 1916.												
		All denominations.	Adventist—Seventh-day.	Baptists—Northern Convention.	Brethren, German Baptists (Conservative Dunkers).	Congregational Churches.	Evangelical Association.	German Evangelical Synod.	Lutheran bodies.					Joint Synod of Ohio and Other States.
									General Council.	Synodical Conference.	Norwegian Lutheran Church.		United Norwegian Church.	
								Hauge's Synod.	Synod for Norwegian Church.					
The state.....	677,056	225,877	1,322	6,268	1,053	8,913	2,290	2,676	2,954	8,972	5,799	16,042	23,940	3,623
Adams.....	5,407	1,585	10			140				126		91	639	
Barnes.....	18,066	6,757	19	95		613			229	46	536	968	156	423
Benson.....	12,681	6,001		15	86	109			132		485	1,290	509	
Billings.....	10,186	724				3							78	
Bottineau.....	17,295	4,891		118		57	12		87	407	293	327	1,031	
Bowman.....	4,668	1,346	13	19		87			24		263	48	199	185
Burke.....	9,064	2,533		212		38	27		51	168	106	527	216	
Burleigh.....	13,087	3,742	36	183		50	103		44	135		21	354	
Cass.....	33,935	14,429	65	662		556	192		920	160	165	858	792	
Cavalier.....	15,659	5,988	25	132		7	134			155		192	625	
Dickey.....	9,839	2,251		41		28			90	271	60		145	
Divide.....	6,015	2,139				14			67	83	37	598	397	
Dunn.....	5,302	3,458		20		158				35		33	370	140
Eddy.....	4,800	1,519			65	214			180	50		40	162	
Emmons.....	9,796	4,997		85			72		88	31				
Foster.....	5,313	1,378		69	47	335				20		100	118	30
Golden Valley.....	(1)	1,787	34			192				154			156	
Grand Forks.....	27,888	10,875		481		229	178	44	162	251	190	228	3,074	
Grant.....	(2)	2,637	20	42		458	158			137			50	815
Griggs.....	6,274	1,756		75		67				70	29	70	797	51
Hettinger.....	6,557	2,949	37			294	21	51		27	106		171	404
Kidder.....	5,962	1,343	55			129	90				90	147		
La Moure.....	10,724	4,352	61	52		310	115			560	88	60	319	
Logan.....	6,168	2,374	51	6		211	118			120				
McHenry.....	17,627	5,980	44	254		261	128		33	585	179	472	602	284
McIntosh.....	7,251	3,499	33	680		54	110			128				
McKenzie.....	5,720	2,325				78					175	1,046	227	
McLean.....	14,496	5,899	90	354		536			190	330	182	478	301	469
Mercer.....	4,747	2,092		66		157	11			463		87		
Morton.....	25,289	11,138	30	199		278	22	1,556	38	265			477	
Mountrail.....	8,491	3,157	14	50		61				81	315	876	305	
Nelson.....	10,140	3,513		4		83				22	48	755	1,390	
Oliver.....	3,577	1,411				24	6			262				
Pembina.....	14,749	6,200		258			189			207	32		185	
Pierce.....	9,740	4,679		23		23				27		46	304	
Ramsey.....	15,199	4,717			80	97				197	97	548	602	
Ransom.....	10,345	3,297		114	65	99	41			52	308	18	763	
Renville.....	7,840	2,257		111		19			149	105		363	22	
Richland.....	19,659	9,802		68		460	204	930		1,326		496	1,589	
Rolette.....	9,558	4,773		23	46					78	76	130	252	
Sargent.....	9,202	2,948		9		97			135	235		139	857	
Sheridan.....	8,108	2,110	168	607		121	144			107			38	
Sloux.....	(3)	1,601				232								
Slope.....	(4)	784				69			28	15		195	51	
Stark.....	12,504	8,389	37			227		95		87		87	185	446
Steele.....	7,616	2,318				156			74	64	157	280	1,027	
Stutsman.....	18,189	6,468	113	265		497	132			351		262	68	337
Towner.....	8,963	2,437	25		349	98				115	21	19	135	
Trall.....	12,545	4,691		4		243				276	372	1,435	879	
Walsh.....	19,491	9,443		71		25				93	390	36	1,920	
Ward.....	25,281	8,043	63	399	208	174	17		187	281	225	671	759	40
Wells.....	11,814	3,801	215	386	53	305	66				109	257	481	
Williams.....	14,234	5,772	74	16	65	240			46	214	503	739	464	
County location unknown*		522										39		

1 New county since 1910; formed from part of Billings in 1912.
2 New county since 1910; formed from part of Morton in 1916.
3 New county since 1910; formed from part of Morton in 1914.

4 New county since 1910; formed from part of Billings in 1914.
* See explanatory headnote on p. 238.

RELIGIOUS BODIES.

TABLE 63.—NUMBER OF MEMBERS IN SELECTED DENOMINATIONS IN EACH STATE, BY COUNTIES: 1916—Contd.

NORTH DAKOTA—Continued.

COUNTY.	MEMBERS: 1916.												
	Lutheran bodies—Continued.					Mennon- ite Brethren Church.	Methodist Episcopal Church.	Moravian Church (Unitas Fratrum).	Presby- terian Church in the U. S. A.	Protestant Episcopal Church.	Reformed Church in the U. S.	Roman Catholic Church.	All other bodies.
	Synod of Iowa and Other States.	Icelandic Synod.	Lutheran Free Church (Nor- wegian).	United Danish Lutheran Church.	Apostolic Lutheran Church (Fin- nish).								
The state.....	6,103	1,221	5,593	646	597	702	13,479	1,071	9,295	2,455	1,170	95,859	4,834
Adams.....							71					446	
Barnes.....	61		204				864		83	78		2,204	209
Benson.....			144				136		174	54		2,818	50
Billings.....										10		633	
Bottineau.....			43				422		403			1,599	92
Bowman.....							92					416	
Burke.....			100	152			62		222			629	23
Burleigh.....	35						315		438	127		1,746	155
Cass.....	743		422				1,285	918	1,053	391		4,689	568
Cavalier.....		64	128			50	366		544	97		3,362	107
Dickey.....	118				170		345		285	25	52	538	83
Divide.....			336	127			83		66			331	
Dunn.....									10			2,065	27
Eddy.....							199				44	575	
Emmons.....	155		150				85		51	22	36	3,777	445
Foster.....			34				138			45		442	
Golden Valley.....							120			18		1,032	81
Grand Forks.....			153				849		1,071	254		3,455	226
Grant.....	193		32								75	611	46
Griggs.....			116				88		50			266	77
Hettinger.....	49						163	19				1,607	
Kidder.....	242		83				263		100		24	120	
La Moure.....	364		170				545		370	30		1,265	
Logan.....	246		75		353		59		13			1,031	
McHenry.....	110	278	321				305		125	41	49	1,801	208
McIntosh.....	1,552						56		10		316	560	
McKenzie.....							116		80	15		584	4
McLean.....				42		47	213		98		14	2,517	38
Mercer.....	900						23		78		67	221	19
Morton.....	71						192		310	58		7,042	
Mountrail.....			262		74		17	33	156	21		851	41
Nelson.....			206				125		15	68		569	228
Oliver.....	196						141					755	27
Pembina.....		860	33				956		710	79		2,678	13
Pierce.....			450				204		53	41		3,437	71
Ramsey.....			155				384		242	154		2,209	52
Ransom.....	108		40				457		259	60		865	48
Renville.....				37			218		70			1,109	54
Richland.....							445			71		3,916	297
Rolette.....							97		177	88		3,600	206
Sargent.....							150		184			1,089	53
Sheridan.....	425					298	60			8	23	42	69
Sioux.....										218		1,146	5
Slope.....							69		70			242	45
Stark.....							165		20	51		6,970	19
Steele.....			154				164		130			122	10
Stutsman.....	290		112				536		495	68	258	2,561	133
Towner.....	56		322				261		94			817	125
Traill.....			271				102		116	17		856	120
Walsh.....		19	203				294		443	111		5,838	
Ward.....			147	288		91	581	101	407	73		2,805	526
Wells.....	189		192			216	81					1,202	49
Williams.....			535				517		20	51		2,178	110
County location un- known ¹										18		390	75

¹ See explanatory headnote on p. 238.

GENERAL TABLES.

TABLE 63.—NUMBER OF MEMBERS IN SELECTED DENOMINATIONS IN EACH STATE, BY COUNTIES: 1916—Contd.

OHIO.

COUNTY.	Population: 1910.	MEMBERS: 1916.													
		All denominations.	Baptists.		Brethren, German Baptist (Conservative Dunkers).	Christian Church (Christian Convention).	Churches of Christ.	Congregational Churches.	Disciples of Christ.	Evangelical Association.	Friends (Orthodox).	German Evangelical Synod.	Jewish congregations.	Lutheran bodies.	
			Northern Convention.	National Convention.										General Synod.	General Council.
The state.....	4,767,121	2,291,793	77,775	27,978	11,944	26,123	9,004	45,606	109,732	18,029	12,228	40,458	20,151	39,503	23,456
Adams.....	24,755	7,439	417	85	410	191	790
Allen.....	56,580	32,103	791	275	435	1,754	566	1,876	40	275	409	651
Ashland.....	22,975	11,761	457	507	45	564	1,160	1,130	210	1,342
Ashtabula.....	59,547	23,892	1,647	690	3,192	1,457	601
Athens.....	47,798	14,393	398	398	161	80	115	2,857
Auglaize.....	31,246	14,423	259	370	150	54	72	2,125	326	249
Belmont.....	76,856	34,914	1,218	180	897	212	2,661	35	164
Brown.....	24,832	10,383	206	206	1,818	933	24	10
Butler.....	70,271	30,628	1,287	273	52	230	1,580	2,416	245	73	20
Carroll.....	15,761	5,979	8	523	43	149
Champaign.....	26,351	12,168	1,561	192	311	198	444
Clark.....	66,435	30,562	1,068	1,234	540	694	650	690	118	800	168	3,661	200
Clermont.....	29,551	11,194	489	282	29	806	996	104
Clinton.....	23,680	11,579	674	87	413	1,729	3,371
Columbiana.....	76,619	35,474	910	50	150	252	190	4,832	145	75	498	438
Coshocton.....	30,121	12,314	849	40	150	458	425	391	275	321
Crawford.....	34,036	17,328	387	327	498	14	2,188
Cuyahoga.....	637,425	394,196	9,122	3,762	10,083	6,755	1,839	818	5,272	6,610	2,249
Darke.....	42,933	16,906	222	1,462	3,366	291	68	170
Defiance.....	24,498	11,674	330	172	98	471	279	349
Delaware.....	27,182	10,844	699	150	82	218	120	33	192
Erie.....	38,327	16,055	228	110	733	150	234	175	1,000	85
Fairfield.....	39,201	18,323	30	45	213	440	400	500	1,442
Fayette.....	21,744	6,589	478	270	50	23	665	112
Franklin.....	221,567	106,521	2,036	4,267	236	212	3,360	3,721	474	349	1,092	4,200	172	434
Fulton.....	23,914	8,512	180	62	194	1,395	146
Gallia.....	25,745	8,270	1,981	712	925	103	117	774	31
Geauga.....	14,670	3,596	134	938
Greene.....	29,733	14,428	431	1,093	48	90	90	824	762	359
Guernsey.....	42,716	23,810	1,791	46	178	579	62	455	180
Hamilton.....	460,732	200,812	6,789	6,582	9	40	175	1,003	5,184	126	5,761	2,075	1,584
Hancock.....	37,880	15,997	102	20	129	1,086	856	991	486
Hardin.....	30,407	11,565	236	90	230	85	983	875	233
Harrison.....	19,076	9,695	71	99	573	118	348
Henry.....	25,119	9,785	68	39	30	123	127	213
Highland.....	28,711	12,692	709	311	93	328	118	1,518	898	208
Hocking.....	23,650	7,917	13	366	145
Holmes.....	17,909	8,582	19	245	1,463	348	393
Huron.....	34,206	16,198	807	1,703	393	450	200
Jackson.....	30,791	8,804	425	145	85	78	1,530	65
Jefferson.....	65,423	35,023	234	80	95	147	1,872	499	500	150	79
Knox.....	30,181	14,157	1,204	57	220	284	487	2,724	14
Lake.....	22,927	9,220	531	40	1,072	974	41
Lawrence.....	39,438	13,120	3,166	672	130	169	80
Licking.....	55,590	25,229	2,008	381	784	2,053	55	300	943
Logan.....	30,084	15,445	847	84	165	584	2,403	96	152	998
Lorain.....	76,037	38,920	1,592	60	3,866	1,187	498	1,425	75	170
Lucas.....	192,728	105,954	3,306	202	43	64	3,605	2,474	640	93	2,702	415	4,284
Madison.....	19,902	6,981	99	147	656	42
Mahoning.....	116,151	77,868	2,152	750	280	60	587	3,593	160	322	400	1,094	1,192
Marion.....	33,971	16,391	1,644	35	34	472	892	245	60	102
Medina.....	23,598	9,756	510	35	165	1,361	782	130	556	312
Mega.....	25,594	8,605	650	133	322	255	1,180	360	22
Mercer.....	27,536	16,804	7	7	40	374	105	224	372	256	282	76
Miami.....	45,047	24,954	5,137	76	1,634	3,764	387	753	643	25	620	544
Monroe.....	24,244	10,297	193	60	2,837	334	979
Montgomery.....	163,763	76,210	1,881	2,031	1,085	1,179	636	150	2,275	1,350	2,418	2,518
Morgan.....	16,097	5,833	80	137	689	430	134
Morrow.....	16,815	7,189	678	31	196	55	439	111
Muskingum.....	57,488	27,154	2,114	175	45	75	50	131	989	26	760	215	25	1,284
Noble.....	18,601	6,602	546	90	186	241	131
Ottawa.....	22,360	11,488	138	253	217	1,816
Paulding.....	22,730	7,373	88	116	29	213	644	127
Perry.....	35,396	15,902	342	150	155	98	263	31	467	45
Pickaway.....	26,158	8,448	88	90	228	163	406	85
Pike.....	15,723	3,147	23	148	48	25	85	135
Portage.....	30,307	12,376	50	1,454	1,008	20	115
Preble.....	23,834	9,531	475	1,045	332	92	303	185	374
Putnam.....	29,972	14,878	125	769	468	295	429
Richland.....	47,667	22,782	569	58	40	1,362	1,899	714	1,070	30	4,851	575
Ross.....	40,069	13,962	399	842	45	41	116	263	76	100	644	105
Sandusky.....	35,171	16,266	60	252	1,089	87
Scioto.....	48,463	18,089	1,290	180	185	200	2,108	536	85
Seneca.....	42,421	22,773	265	49	140	580	991	499	425
Shelby.....	24,663	14,336	661	55	240	983	280	686

RELIGIOUS BODIES.

TABLE 63.—NUMBER OF MEMBERS IN SELECTED DENOMINATIONS IN EACH STATE, BY COUNTIES: 1916—Contd.

OHIO—Continued.

COUNTY.	Population: 1910.	MEMBERS: 1916.											Lutheran bodies.		
		All denominations.	Baptists.		Brethren, German Baptist (Conservative Dunkers).	Christian Church (Christian Convention).	Churches of Christ.	Congregational Churches.	Disciples of Christ.	Evangelical Association.	Friends (Orthodox).	German Evangelical Synod.	Jewish congregations.	General Synod.	General Council.
			Northern Convention.	National Convention.											
Stark.....	122,987	65,336	1,377	157	722	29	1,014	8,945	255	209	1,135	275	2,261	402	
Summit.....	108,253	65,029	1,510	420	285	75	2,623	5,348	891			600	1,283	1,143	
Trumbull.....	52,766	25,216	1,061		10		514	5,370					56	192	
Tuscarawas.....	57,085	26,994	390	33	75	99	14	1,434			8,513		2,565	614	
Union.....	21,871	9,375	616	38		205	226	431		119					
Van Wert.....	29,119	11,657	249	50		36		156	459	408	383		894	147	
Vinton.....	13,096	3,869				37	58	340		25					
Warren.....	24,497	8,266	565	190		378		189	310	416		57			
Washington.....	45,422	17,451	1,656	35		6	823	690			907	50	707		
Wayne.....	38,058	19,560	138	40	338		130	1,243	358		157		1,366	277	
Williams.....	25,198	9,322	185		276			683	224				441		
Wood.....	46,330	19,156	338		58		36	134	1,869		88		240	102	
Wyandot.....	20,760	8,829	70		34				411				838		
County location unknown ¹		305									214				

COUNTY.	MEMBERS: 1916.											All other bodies.	
	Lutheran bodies—Continued.			Methodist bodies.			Presbyterian bodies.		Protestant Episcopal Church.	Reformed Church in the U. S.	Roman Catholic Church.		United Brethren in Christ.
	Synodical Conference.	Joint Synod of Ohio and Other States.	Synod of Iowa and Other States.	Methodist Episcopal.	Methodist Protestant.	African Methodist Episcopal.	Presbyterian in the U. S. A.	United Presbyterian.					
The state.....	30,233	59,309	8,752	399,045	25,629	11,149	138,800	21,613	47,175	56,101	843,856	75,852	112,292
Adams.....				2,422	314		996	625		16		100	1,073
Allen.....	141	713		7,774	178	175	1,802		272	1,332	9,001	1,464	2,179
Ashland.....		860		2,595			1,132	125	7	230	331	921	1,145
Ashtabula.....	80			5,427			1,306		782		6,261	199	2,250
Athens.....				5,283	335	22	1,057		72		2,040	719	856
Auglaize.....	180	1,039		2,336	408		358			1,851	3,800	407	439
Belmont.....		152		10,471	183	259	4,649	1,133	384	323	11,160		833
Brown.....		369		2,248	250	43	1,144				2,333	432	513
Butler.....	236	1,317		4,605	330	271	2,813	826	281	307	11,323	1,048	1,095
Carroll.....		458		2,163	495		1,250	393		200	297		
Champaign.....		33		3,269	730	166	802		146	114	3,375	320	507
Clark.....		450		6,533	250	974	2,479	576	545	661	6,805	703	763
Clermont.....				4,515	50	42	892				2,198	336	455
Clinton.....				2,416	768	165	1,085				498	106	267
Columbiana.....		716		6,668	665	139	6,191	1,939	1,248	1,085	6,350	295	1,945
Coshocton.....		287		4,203	1,288		1,336	155	180	261	1,420		295
Crawford.....		3,835		2,566	100		846		244	1,986	2,799	1,356	182
Cuyahoga.....	14,733	513	307	20,770	50	1,070	9,976	1,063	11,038	3,992	272,155	898	10,226
Darke.....		913		2,497			806		115	464	2,524	3,067	731
Defiance.....	1,232		999	1,551			681		137	254	3,345	924	852
Delaware.....		290		5,456		60	1,404		147	248	1,150	239	356
Erie.....		2,153		1,182		48	627		1,245	774	7,117		194
Fairfield.....	420	862		5,220	226	30	1,154		249	1,767	2,960	1,257	1,108
Fayette.....				3,451	729	151	148				258		254
Franklin.....	535	5,263		25,752	728	1,017	8,093	620	2,255	547	31,948	2,983	6,227
Fulton.....	155		316	1,910			100			315	1,328	702	1,709
Gallia.....		56		2,928		58	313			229	312	371	165
Geauga.....	37			1,085							163		434
Greene.....				4,309	478	613	756	1,108	150	1,160	1,673	63	421
Guernsey.....	403			7,233	1,614	86	1,529	2,704	182		5,073	541	1,154
Hamilton.....	1,240	1,495		13,998	368	1,551	11,620	184	6,435	2,311	119,174	2,008	11,100
Hancock.....	844	693		3,555	864	43	1,115	109	131	54	900	2,807	1,212
Hardin.....		205		4,533	658	53	1,019	188	15	480	867	572	243
Harrison.....				4,805	158	235	2,033	503		121		631	
Henry.....	1,953	774	781	1,507	19		566		15	809	1,680	662	419
Highland.....				4,621	100	132	1,580	40	95	40	496	732	673
Hocking.....	149	335		2,259	124		430		35		1,494	2,081	458
Holmes.....	120	82		1,391			712	67		820	488	159	2,275
Huron.....		1,126		2,672			888		532	90	6,464	529	344
Jackson.....				2,522			541				918	1,346	1,149
Jefferson.....		129		7,664	1,894	416	4,507	1,334	905	30	13,488		1,009
Knox.....		119		3,753	1,091	75	900		836	86	1,559		768
Lake.....	64			2,087			142		571		2,390		1,308
Lawrence.....		199		4,238		124	392		216	92	2,328	856	208
Licking.....	34			7,943	434	96	3,141	44	443	113	3,336	1,642	1,570

¹ See explanatory headnote on p. 238.

GENERAL TABLES.

TABLE 63.—NUMBER OF MEMBERS IN SELECTED DENOMINATIONS IN EACH STATE, BY COUNTIES: 1916—Contd.

OHIO—Continued.

COUNTY.	MEMBERS: 1916.												
	Lutheran bodies—Continued.			Methodist bodies.			Presbyterian bodies.		Protestant Episcopal Church.	Reformed Church in the U. S.	Roman Catholic Church.	United Brethren in Christ.	All other bodies.
	Synodical Conference.	Joint Synod of Ohio and Other States.	Synod of Iowa and Other States.	Methodist Episcopal.	Methodist Protestant.	African Methodist Episcopal.	Presbyterian in the U. S. A.	United Presbyterian.					
Logan				5,072	529	92	1,819	653	189	33	500	341	888
Lorain	1,347			4,739		58	196	100	848	537	21,079	232	911
Lucas	1,461	3,200	4,093	8,393	213	360	4,018	220	3,902	1,990	54,123	2,055	4,098
Madison				3,093		103	753		94		1,448		546
Mahoning	300	1,844		6,976	234	200	5,038	1,690	1,439	1,884	41,878	200	5,595
Marion		1,313		5,123			1,133		121	1,008	3,130	556	523
Medina	125	486		2,589	51		160		146	607	976	210	555
Melgs	56	124		3,095	107	94	646		125		524	518	394
Mercer		1,288		2,072	77		341				9,372	912	1,066
Miami		244		3,619		156	1,916	225	433	253	2,845	665	1,015
Monroe				3,437	146		377	41			1,165	525	203
Montgomery		3,622		6,323		428	3,406	566	1,507	4,575	27,457	9,443	3,360
Morgan		90		2,091	1,430		472	26				100	154
Morrow		140		3,164	287		695	60	57		65	461	750
Muskingum	462	122		8,797	1,728	260	3,042	1,226	466		4,056	564	542
Noble	251			2,156	1,041		270				1,240	136	314
Ottawa	125	2,242	1,360	1,130	69		59		211		3,193	465	210
Paulding		250		2,416	34	78	572			140	1,398	662	606
Perry		1,306		5,338	51	47	276	140	11	491	4,960	1,050	681
Pickaway		1,031		3,913		51	621		118		377	1,132	145
Pike				1,176	375		63				61	474	534
Portage	24			3,470			49		309	150	4,490		637
Preble		681		1,750		203	602	488		268	379	1,437	917
Putnam		132		1,784	284		593				8,259	929	693
Richland				3,111	110	32	1,715	362	501	292	4,021	959	511
Ross				5,140		179	1,581		275	79	2,385	913	779
Sandusky		4,255		1,814		43	736		580	980	5,411	750	209
Scioto		503		5,754	108	227	2,041	21	502		3,282	596	471
Seneca		633		2,745	938		840		299		9,840	1,604	447
Shelby		1,997		2,731		70	792	86		112	4,918	558	167
Stark	115	3,224		9,172		115	3,048	239	963	6,979	16,360	3,594	6,746
Summit	1,622	307		7,346		68	1,430	728	2,459	4,545	25,230	1,606	5,510
Trumbull		623		6,690	35	27	2,046	209	729	228	6,458	100	868
Tuscarawas	390	50		5,553	776		1,228		82	2,266	4,447	1,507	1,958
Union	755	930		3,748	841	26	568	200	28		105	179	105
Van Wert	644			4,326		34	1,051				340	1,086	1,394
Vinton				1,781	74		324		30		292	375	533
Warren		68		2,687		70	1,618	17	126	65	699	234	577
Washington				5,015		14	1,302	30	317		2,752	533	1,275
Wayne		141		4,402			2,955	378	117	2,244	2,087	764	2,425
Williams			415	2,970			886		21	191	969	1,050	1,011
Wood		2,298	436	3,818	172		1,763	172	21	124	3,709	2,349	747
Wyandot		749		2,139	40		448		12	650	1,997	652	789
County location unknown ¹			45										46

¹ See explanatory headnote on p. 238.

OKLAHOMA.

COUNTY.	Population: 1910.	MEMBERS: 1916.													
		All denominations.	Adventists—Seventh-day.	Baptists.		Brethren, German Baptist (Conservative Dunkers).	Churches of Christ.	Congregational Churches.	Disciples of Christ.	Friends (Orthodox).	Jewish congregations.	Latter Day Saints—Reorganized Church of Jesus Christ.	Lutheran—Synodical Conference.	Mennonite bodies.	
				Southern Convention.	National Convention.									General Conference of Mennonites.	Mennonite Brethren Church.
The state	1,657,155	424,492	2,258	87,028	42,408	925	21,700	3,419	41,811	2,159	1,166	2,335	3,899	915	1,473
Adair	10,535	2,085		1,359					175						
Alfalfa	18,138	5,405		546		60	294	156	1,040	541			29	70	
Atoka	13,808	2,442		1,149	126		136		65						
Beaver	13,631	2,660	24	472			187		240	288		41			115
Beckham	19,699	4,966	52	1,741		45	676		330						
Blaine	17,960	5,246	229	901	309	14	400		622			33		107	62
Bryan	29,854	6,604		2,209	527		333		389						
Caddo	35,685	9,291	58	2,356	71	19	142	115	1,710				13		74
Canadian	23,601	6,500		787	100		76		1,234			338	303		
Carter	25,358	7,957	44	1,740	1,273		441		672		40				

TABLE 63.—NUMBER OF MEMBERS IN SELECTED DENOMINATIONS IN EACH STATE, BY COUNTIES: 1916—Contd.

OKLAHOMA—Continued.

COUNTY.	Population 1910.	MEMBERS: 1916.														
		All denominations.	Adventists—Seventh-day.	Baptists.		Brethren, German Baptist (Conservative Dunkers).	Churches of Christ.	Congregational Churches.	Disciples of Christ.	Friends (Orthodox).	Jewish congregations.	Latter Day Saints—Reorganized Church of Jesus Christ.	Lutheran—Synodical Conference.	Mennonite bodies.		
				Southern Convention.	National Convention.									General Conference of Mennonites.	Menonite Brethren Church.	
Cherokee	16,778	2,165		524	96		179									
Choctaw	21,862	6,277		1,297	1,644		396		210							
Cimarron	4,553	650		132			23									
Cleveland	18,843	4,621		1,121			504		545				50			
Coal	15,817	2,797	19	328	75		283		10			15				
Comanche	41,489	6,761	21	2,236	280		245	83	601	46		40			54	
Cotton	(1)	2,337		607			392									
Craig	17,404	4,322	12	869	166	30	125	101	744							
Creek	26,223	6,921		755	2,056		91		821			13				
Custer	23,231	6,067	24	1,238		133	324	50	793			29	54			
Delaware	11,469	1,826		716			314		105							
Dewey	14,132	1,972	22	99			218		416	82		63				
Ellis	15,375	2,433	243	467		37	77	42	370				33			
Garfield	33,050	10,851	93	1,028	201	19	81	565	2,000			1,011			178	
Garvin	26,545	3,988		894	236		403		140							
Grady	30,309	7,302		1,624	564		396	79	876	25		44				
Grant	18,760	5,331		780		71	201	318	1,270	134						
Greer	16,449	5,041		1,844	70		824		235							
Harmon	11,328	3,165		1,337	14		663									
Harper	8,189	1,673	16	301			364	66	275	24			63			
Haskell	18,875	2,858		1,373	53		63									
Hughes	24,040	4,708		1,356	173		801		230			145				
Jackson	23,737	6,127		2,257	50		564		205							
Jefferson	17,430	2,692	209	877			375		174							
Johnston	16,734	2,692		648			436		25							
Kay	26,999	8,634		1,168		14	85		1,857				274			
Kingfisher	18,825	5,444	77	372	109		65	301	956				84			
Kiowa	27,526	5,324		1,576	40		325		675				117	47	19	
Latimer	11,321	2,642		843	141		35		40			316				
LeFlore	29,127	6,144		2,177	422		352		242			97				
Lincoln	34,779	7,274		900	998		208	91	1,227	281			209			
Logan	31,740	7,603	55	677	1,472	51	278	160	1,382				186			
Love	10,236	2,574		1,269	122		197		75							
McCain	15,659	2,724		1,236			63		104							
McCurain	20,681	7,275		995	2,230		650									
McIntosh	20,961	5,850		1,256	2,091		643		205							
Major	15,248	2,699	40	180			344		395	82				281	324	
Marshall	11,619	2,342		588			613									
Mayes	13,596	3,239	90	1,121	225		187		244							
Murray	12,744	2,591		945			338		190							
Muskogee	52,743	18,906	71	1,984	8,495		230	133	268		150		67			
Noble	14,945	4,117	21	947		68	67	36	986			55	196			
Nowata	14,223	2,957	48	397	333		67		771				22			
Okluskee	19,995	4,771		742	1,500		256		265							
Oklahoma	85,232	30,794	206	4,736	3,449		70	810	3,343		630	35	189			
Okmulgee	21,115	9,748		723	2,832		20		792							
Osage	20,101	4,179		422			36		402							
Ottawa	15,713	3,980	7	988					1,077	219		279	129			
Pawnee	17,332	3,607	25	619	182		162	43	724			98				
Payne	23,735	5,633	29	685	127	105	212	73	1,320			97	36			
Pittsburg	47,650	13,763		2,433	1,275		417		485		65	109	20			
Pontotoc	24,331	4,326		1,641			432		369							
Pottawatomie	43,595	11,327		2,357	1,261		952		726	254			78			
Pushmataha	10,118	2,150		559	80		414		125							
Roger Mills	12,861	1,637	17	741			279									
Rogers	17,736	3,805		545	89				623							71
Seminole	19,964	3,444	100	931	563		230		35							
Sequoiah	25,005	4,125		1,380	730		135		80							
Stephens	22,252	5,996		2,464	36		723		217							
Texas	14,249	3,124	56	778			259		163			134				66
Tillman	18,650	5,327	32	2,207	141	18	291	28	365			137	35			
Tulsa	34,995	18,947	75	1,574	2,198		179		1,404		210	192	52			
Wagoner	22,086	5,697	12	358	2,994		33		302							
Washington	17,484	5,546	36	932	189		27		1,241	85		128				
Washita	25,034	6,661		1,347		150	1,180	64	50				30	292	510	
Woods	17,567	4,182	67	349		59	328	49	685	105		72	256			
Woodward	16,592	3,597	128	872		32			487				23			
County location unknown ¹		994		46								100				

¹ New county since 1910; formed from part of Comanche in 1912.

² See explanatory headnote on p. 238.

GENERAL TABLES.

TABLE 63.—NUMBER OF MEMBERS IN SELECTED DENOMINATIONS IN EACH STATE, BY COUNTIES: 1916—Contd.

OKLAHOMA—Continued.

COUNTY.	MEMBERS: 1916.													
	Methodist bodies.						Pentecostal Church of the Nazarene.	Presbyterian bodies.			Protestant Episcopal Church.	Roman Catholic Church.	United Brethren in Christ.	All other bodies.
	Methodist Episcopal.	Methodist Protestant.	Methodist Episcopal, South.	Free Methodist.	African Methodist Episcopal.	Colored Methodist Episcopal.		Presbyterian in the U. S. A.	Cumberland Presbyterian.	Presbyterian in the U. S.				
The state.....	40,148	1,113	60,263	985	7,250	5,541	2,831	20,222	1,642	3,396	3,566	47,427	3,978	14,634
Adair.....			297					203						61
Alfalfa.....	1,582			88			30	77	235			370	127	160
Atoka.....			400		50	134	17	121	81	20		68		75
Beaver.....	632		307	26				87				40	168	
Beckham.....	135		1,194					256		18		320	50	84
Blaine.....	1,342			63		33	32	245			10	510		334
Bryan.....			1,791		92	94	83	9	15	851	16	182		
Caddo.....	1,978	50	586		13			288		78	10	1,336		288
Canadian.....	1,336		375	17	60			323				1,149	65	223
Carter.....	178	19	2,123		135	248		420			96	439		89
Cherokee.....			491		13	47		290			27	8		490
Choctaw.....	21	84	1,435		190	349	75	100		256	20	138		122
Cimarron.....	328		144									23		
Cleveland.....	217		1,256	30		30	32	282			23	485		46
Coal.....			345		107		13	75		102	104	1,321		
Comanche.....	652	47	641		99			349		155	46	932		234
Cotton.....			881				24	175		45		213		
Craig.....			1,596		49	8		104			35	307	84	92
Creek.....	701		850		158	243		455			94	461		223
Custer.....	826		1,097		95			30		157	14	382	205	616
Delaware.....			428					44				3		216
Dewey.....	450		180	48			50	31			48	103	98	
Ellis.....	628		130				105	20		29		102		150
Garfield.....	2,261			86	55			556			108	1,183	493	933
Garvin.....	30		1,778		32		10	252	61		20	55		18
Grady.....	149		1,940	13	93	69	14	226	138	32	61	993		166
Grant.....	1,679			72				8				634	145	71
Greer.....			1,479					118	75	75	22	165		66
Harmon.....			996				34	56	50					15
Harper.....	379	78				33		21				53		
Haskell.....	52	106	846		18			65	7			105		170
Hughes.....			1,530		126	27	100	12			18	57		133
Jackson.....			2,523		8			39	62	75		100		159
Jefferson.....			790			40	38	67				81		41
Johnston.....			882		38	286	10	86	12	185	4	63		17
Kay.....	2,596			108	15		140	743			108	1,214	144	168
Kingfisher.....	898			78	251			238				1,299	93	623
Kiowa.....	754		989				61	259		50	21	231		160
Latimer.....	20		293					48	26	17		863		
LeFlore.....	73	27	1,762		144	112	82	279	9	1	39	202		124
Lincoln.....	749		378	24	168	118	18	426			12	1,163		304
Logan.....	1,717		120	52	237	305		339			95		69	408
Love.....			753		13					91				54
McClain.....			724		8	87		104			10	276	40	72
McCurtain.....		499	1,321		51	547	94	492	123	224	13	27		9
McIntosh.....	114		639		237	77	19	37			45	367		70
Major.....	562			18			62	121				25	66	199
Marshall.....		32	780		2	18	141			52	8	25		83
Mayes.....			1,053					140	45		12		68	54
Murray.....			865		4	28	15	81	25	75	25			
Muskogee.....	665		2,161		846	700		1,264			359	1,205		308
Noble.....	653			56	8	24		205			10	797		55
Nowata.....	558				80	54	15	207			52	225		128
Oklfuskee.....	350	60	461		426	367	62	117	10		4	125		26
Oklahoma.....	2,587		2,146	58	757	369	223	2,466	65	270	616	6,201	224	1,344
Oklmulgee.....	467		1,614		346	81	56	502			175	1,980		160
Osage.....	543				44		100	213			64	2,180		175
Ottawa.....	205		571					168			17	320		
Pawnee.....	713			12	44		34	118			58	544	164	67
Payne.....	1,350		114	27	19		19	469			40	359	472	80
Pittsburg.....	383	40	1,372		266	66	90	571	11		170	5,495		495
Pontotoc.....	40		1,150		31	91		226	12	29	31	99		175
Pottawatomie.....	630		1,324		377	112	183	547	56	140	100	1,837	304	89
Pushmataha.....			570		23		17	7	51		6	115		26
Roger Mills.....	37		532								31			
Rogers.....	636		488		86			350			97	800		20
Seminole.....	61		841		78	120		93			4	43		345
Sequoyah.....			888		175	19		275			14	12		359
Stephens.....		71	1,327				119	8	210	38		100		683
Texas.....	374		790	9				26				100	282	87
Tillman.....	273		1,209		14		65	285	51		6	117		53
Tulsa.....	2,793		1,505	41	611	472	13	1,827			296	4,729		776
Wagoner.....	286		591		384	173		194	66		33	114		157
Washington.....	1,197			33	105	20		565			134	751	38	65
Washita.....			1,506	26			80	95	138	142		442		609
Woods.....	1,068						14	276			27	330	424	73
Woodward.....	1,136		120				33	170			32	215	155	194
County location unknown.....	104						19	133	8			119		465

1 See explanatory headnote on p. 238.

RELIGIOUS BODIES.

TABLE 63.—NUMBER OF MEMBERS IN SELECTED DENOMINATIONS IN EACH STATE, BY COUNTIES: 1916—Contd.

OREGON.

COUNTY.	Popula- tion: 1910.	MEMBERS: 1916.											
		All denomi- nations.	Advent- ist— Seventh- day.	Baptists— Northern Conven- tion.	Churches of Christ.	Congre- gational Churches.	Disciples of Christ.	Eastern Orthodox Church —Greek (Hellenic).	Evangel- ical As- sociation.	Evangel- istic associa- tions— Apostolic Faith.	Friends (Ortho- dox).	Jewish congre- gations.	Latter Day Saints— Church of Jesus Christ.
The state.....	672,765	179,468	3,476	15,635	1,133	6,373	15,399	3,500	1,480	1,142	2,129	1,315	2,831
Baker.....	18,076	3,892	76	425	5	622	451
Benton.....	10,663	3,623	252	168	415
Clackamas.....	29,981	7,966	61	679	400	486	252	246
Clatsop.....	16,106	2,557	16	80
Columbia.....	10,580	1,848	13	86	195	31	101
Coos.....	17,959	3,748	133	338	246
Crook.....	9,315	960	171	307
Curry.....	2,044	91
Deschutes.....	(¹)	942	40	130
Douglas.....	19,674	3,841	147	556	14	620
Gilham.....	3,701	731	14	64
Grant.....	5,607	523	24
Harney.....	4,059	442	65
Hood River.....	8,016	1,815	33	67	189	298
Jackson.....	25,756	4,847	155	800	60	89	666
Jefferson.....	(²)	391	94
Josephine.....	9,567	2,106	62	311	71	14	150	582
Klamath.....	8,554	1,607	41	35	115
Lake.....	4,658	543	52	5
Lane.....	33,783	9,905	222	1,108	474	279	2,057	200
Lincoln.....	5,587	896	82	45
Linn.....	22,662	6,829	107	645	787	148	10
Malheur.....	8,601	2,065	26	244	92
Marion.....	39,780	17,761	300	835	20	642	1,581	241	622
Morrow.....	4,357	1,162	30	25	83	317
Multnomah.....	226,261	62,851	864	4,759	50	2,976	1,952	3,500	588	768	527	1,315	421
Polk.....	13,469	3,161	63	415	856	98	63
Sherman.....	4,242	562	70	99
Tillamook.....	6,266	1,302	70	52
Umatilla.....	20,309	6,234	195	759	90
Union.....	16,191	4,590	85	398	415	1,377
Wallowa.....	8,364	1,536	27	89	341
Wasco.....	16,336	2,506	18	150	212	462
Washington.....	21,522	8,058	420	280	696	403	102	50
Wheeler.....	2,484	208	47
Yamhill.....	18,285	6,813	196	1,250	41	964	26	930
County location un- known ²	556	511

¹ New county since 1910; formed from part of Crook in 1916.² New county since 1910; formed from part of Crook in 1915.³ See explanatory headnote on p. 238.

GENERAL TABLES.

TABLE 63.—NUMBER OF MEMBERS IN SELECTED DENOMINATIONS IN EACH STATE, BY COUNTIES: 1916—Contd.

OREGON—Continued.

COUNTY.	MEMBERS: 1916.														
	Lutheran bodies.					Methodist bodies.			Presbyterian bodies.		Protes- tant Episco- pal.	Roman Catholic.	United Breth- ren in Christ.	United Evan- gelical Church.	All other bodies.
	General Council.	Synod- ical Con- ference.	Norwegian Lu- theran Church.		Joint Synod of Ohio and Other States.	Method- ist Episco- pal.	Method- ist Episco- pal, South.	Free Method- ist.	Presby- terian in the U. S. A.	United Presby- terian.					
			Synod for Nor- wegian Church.	United Norwe- gian Church.											
The state.....	2,162	2,337	863	1,022	961	27,866	2,515	850	16,672	980	5,726	49,728	1,945	1,695	9,733
Baker.....						322	232		467		243	952			97
Benton.....		166				633	252	21	548		113	384	269	257	145
Clackamas.....	424	134	25	170	79	1,077		22	508		214	2,675		48	466
Clatsop.....	130	18	120			399			453		226	402			612
Columbia.....	203		15	183		349		28	66		28	353		23	275
Coos.....	141	17	84			543	291		315		234	799	244		363
Crook.....						129			167			178			8
Curry.....						17			44		20	10			
Deschutes.....						259			78			435			
Douglas.....	71			12		973	388	33	460		172	395			
Gilliam.....						118						418			117
Grant.....						124			105		55	113	52		50
Harney.....									71			227			79
Hood River.....		20				415			96		138	284	105		170
Jackson.....	64					1,178	116	48	896		201	460			114
Jefferson.....						82		24		104	10	59			18
Josephine.....						397	66	22	197		61	136			37
Klamath.....		25				736			267		43	345			
Lake.....						119			26			341			
Lane.....		27	25	118	31	2,266	197	52	810		225	1,181	88	127	418
Lincoln.....				28		83			140		57	461			
Linn.....		269	24			1,325	254	59	961	437	28	1,203		89	483
Malheur.....						387		2	150	50	106	811			77
Marion.....		275	243	294	187	2,867		93	776		167	7,201	162	292	963
Morrow.....	47						79		13		65	369			134
Multnomah.....	869	708	327	217	452	6,503	338	256	6,510	389	2,721	21,300	454	327	3,760
Polk.....		9				777		34	121			291		264	170
Sherman.....		10				247			97			39			
Tillamook.....	43	10				208		19	117			398	145		40
Umatilla.....					50	932	242	16	790		226	1,397	114		410
Union.....	50					991	60		387		137	555			135
Wallowa.....		44				373			162		37	463			
Wasco.....	120					460		40	18		123	585	249		69
Washington.....		500			162	1,014		43	373		31	3,572		98	314
Wheeler.....						109						40			12
Yamhill.....		105				1,454		38	483		45	896	63	170	152
County location un- known ¹															45

¹ See explanatory headnote on p. 238.

RELIGIOUS BODIES.

TABLE 63.—NUMBER OF MEMBERS IN SELECTED DENOMINATIONS IN EACH STATE, BY COUNTIES: 1916—Contd.

PENNSYLVANIA.

COUNTY.	Popula- tion: 1910.	MEMBERS: 1916.													
		All denomi- nations.	Baptists.		Brethren, German Baptist (Conserv- ative Dun- kers).	Churches of God, General Elder- ship.	Congre- gational Churches	Disciples of Christ.	Eastern Orthodox Churches.		Evan- gelical Associa- tion.	Ger- man Evan- gelical Synod.	Jewish congre- gations.	Lutheran bodies.	
			Northern Conven- tion.	National Conven- tion.					Greek (Hel- lenic).	Russian.				General Synod.	General Council.
The state.....	7,665,111	4,114,527	153,864	40,398	27,457	14,370	16,444	37,717	11,590	34,877	14,674	10,776	32,276	165,394	206,280
Adams.....	34,319	19,187			481			18						7,070	
Allegheny.....	1,018,463	649,014	11,910	15,145	230	276	1,103	7,901	7,550	3,369	853	5,680	6,390	11,636	6,601
Armstrong.....	67,880	35,940	2,253	58	470	124								4,371	1,688
Beaver.....	78,353	41,819	1,576	270		88	60	669	500	195	323	530	165		3,720
Bedford.....	38,879	16,095	34		1,677	486					117			2,333	
Berks.....	183,222	96,664	1,148	60	148			200	70	177	1,375		485	1,461	30,179
Blair.....	108,858	62,138	1,989	170	2,283	1,000		539	800	178	174		250	9,004	345
Bradford.....	54,526	21,819	2,161				356	1,995							256
Bucks.....	76,530	37,076	1,220	126	210						224			2,318	7,043
Butler.....	72,689	40,884	840	20		218		413	1,220	145		90		1,704	1,946
Cambria.....	166,131	111,651	2,687	140	2,270	68	634	1,271	1,887	504				4,258	3,208
Cameron.....	7,441	2,191													
Carbon.....	52,846	31,516	295				466			65	336				5,321
Center.....	43,424	19,094	712					1,101		320	148			2,723	
Chester.....	109,213	53,783	5,264	338	417					120	63		250	1,427	1,049
Clarion.....	36,638	16,433	751								41			1,221	68
Clearfield.....	93,768	41,955	29		124	149	33			818	151		186	1,170	1,923
Clinton.....	31,545	14,633	130		32		18	1,185			194			1,308	566
Columbia.....	48,467	22,699	734					1,254		584	119		105	2,379	1,589
Crawford.....	61,565	26,333	2,010				636	307				483	35		674
Cumberland.....	54,479	25,101		105	660	1,931		180						5,529	357
Dauphin.....	136,152	62,469	1,766		422	2,327		206		200	482		2,430	11,096	3,023
Delaware.....	117,906	62,837	4,490	1,099				227					1,100	949	452
Elk.....	35,871	17,555	183					306							1,530
Erie.....	115,517	69,374	2,832					166			443	1,918	34		4,204
Fayette.....	167,449	80,395	3,377	1,590	720	531		3,409	1,266	320			405	887	1,157
Forest.....	9,435	1,788								48					20
Franklin.....	59,775	27,614			1,598	278	131	275						5,773	
Fulton.....	9,703	3,760			104	9								288	
Greene.....	28,882	11,955	2,177			317		1,333							
Huntingdon.....	38,304	17,016	601	83	853	228				760				1,385	
Indiana.....	66,210	31,862	1,793		274	25	76	560		777	438			2,085	187
Jefferson.....	63,090	25,077	1,434			171	49	144			147			1,078	711
Juniata.....	15,013	6,223			272									1,749	88
Lackawanna.....	259,570	167,821	10,749				2,817	953	5,792	35	1,465	5,848	190		2,151
Lancaster.....	167,029	78,196	563	35	3,645	1,917		197		697	250		250	3,313	9,772
Lawrence.....	70,032	45,414	1,986	267		12	177	2,254	100	383				293	876
Lebanon.....	59,565	28,933	100	29	1,712		52				223		80	2,414	3,738
Lehigh.....	118,832	67,361	502				135			525	1,299		175	2,061	20,774
Luzerne.....	343,186	224,881	5,053				4,082	1,779	205	3,600	474		525	1,293	7,750
Lycoming.....	80,813	38,444	4,004	336	207			188			104	450	60	6,715	1,263
McKean.....	47,868	19,849	1,067					208					530	2,207	
Mercer.....	77,699	37,039	1,866	144			34	206					180	1,123	
Mifflin.....	27,785	12,442	351		556			338			74			2,317	25
Monroe.....	22,941	8,936	185								254			179	1,356
Montgomery.....	169,590	90,621	5,539	1,207	1,087	56					810		270	1,541	11,902
Montour.....	14,868	6,785	351										50	534	972
Northampton.....	127,667	86,433	840			29	148		1,930	1,000	1,575		400	954	15,181
Northumberland.....	111,420	67,970	1,716		30	140	358			400	110		190	7,196	2,805
Perry.....	24,136	9,336			62	522								2,743	
Philadelphia.....	1,549,008	776,422	46,414	17,544	1,253	105	2,230	1,224	2,600	821		11,038		6,792	20,062
Pike.....	8,033	1,735	22			24				186				188	
Potter.....	29,729	5,456	886					14							139
Schuylkill.....	207,894	135,478	1,127		120	584	628		2,823	656		55		3,752	11,715
Snyder.....	16,800	7,336								160				1,689	2,185
Somerset.....	67,717	33,956	114		3,428	399		1,025		250	97			8,423	29
Sullivan.....	11,293	4,078	31					150		286					365
Susquehanna.....	37,746	17,174	1,751				373								
Tioga.....	42,829	14,770	2,429		65		193	643			43			297	500
Union.....	16,249	8,142	423		50						19			2,592	
Venango.....	56,359	27,121	1,362			359		70			74		345		218
Warren.....	39,573	14,794	527				235				111				2,188
Washington.....	143,680	69,868	3,527	1,242	20		33	3,861	1,862				240	587	702
Wayne.....	29,236	13,169	1,193						60	61				231	557
Westmoreland.....	231,304	118,048	3,396	390	658	1,295		1,021	435	3,350				2,821	7,741
Wyoming.....	15,509	5,075													79
York.....	136,405	65,735	345		1,310	616					78		40	21,077	
County location un- known ¹		1,759													

¹ See explanatory headnote on p. 238.

GENERAL TABLES.

TABLE 63.—NUMBER OF MEMBERS IN SELECTED DENOMINATIONS IN EACH STATE, BY COUNTIES: 1916—Contd.

PENNSYLVANIA—Continued.

COUNTY.	MEMBERS: 1916.													
	Lutheran bodies— Con.	Mennonite Church.	Methodist bodies.				Presbyterian bodies.		Protes- tant Episcopal Church.	Reformed Church in the U. S.	Roman Catholic Church.	United Brethren in Christ.	United Evan- gelical Church.	All other bodies.
	Synodical Confer- ence.		Methodist Episcopal.	Method- ist Protes- tant.	African Method- ist Episco- pal.	African Method- ist Episco- pal Zion.	Presby- terian in the U. S. A.	United Presby- terian.						
The state	14,490	16,044	427,509	15,015	16,798	14,011	332,088	73,405	118,687	209,256	1,830,532	73,989	62,792	143,794
Adams		51	893			30	523		71	3,538	5,387	718	88	319
Allegheny	7,056		51,062	4,703	3,407	4,329	58,369	29,795	10,870	3,283	370,741	2,312	187	24,256
Armstrong	47		4,579	165			5,579	1,408	379	1,310	12,364		319	701
Beaver	108		6,332	805	100		5,764	3,549	706	80	14,357	278		1,578
Bedford		9	3,440	223		90	307	50	46	3,033	1,355	280	628	1,987
Berks		65	2,617		80		1,242		1,265	30,130	20,107	1,015	3,392	1,448
Blair		107	10,786		126	38	5,826	356	972	3,135	19,264	3,228	456	1,132
Bradford			6,922	81		12	2,664		805	70	5,252		261	984
Bucks		1,579	2,736		196	31	3,020		1,630	5,919	7,912		347	2,565
Butler	302		5,429		21		6,132	4,595	325	2,026	13,229		186	2,043
Cambria	250	121	7,077			150	3,511	143	563	756	70,241	4,535	4,320	3,057
Cameron			731				101		160		1,075		70	70
Carbon			1,438				1,078		1,060	4,342	15,916		1,059	90
Center			4,323		67		1,708		545	2,147	2,225	1,212	1,495	368
Chester		89	10,921	77	1,083	116	9,973	150	2,000	1,930	15,347	172	109	3,888
Clarion			4,246				2,548	77	173	1,272	5,030		835	171
Clearfield	259	35	8,724	433	35		3,576	120	613	603	18,748	2,042	818	1,366
Clinton			3,447		57		1,130		341	673	4,168		1,309	75
Columbia			6,251	50	20		1,492		483	1,948	3,200	375	1,752	364
Crawford			6,785	40	103		2,871	1,333	844	1,337	7,100	556		1,219
Cumberland		199	2,604		159	420	2,472	220	301	1,506	323	4,601	2,049	1,476
Dauphin	22	192	5,503		427	671	5,185		1,033	5,008	9,807	8,121	2,134	2,414
Delaware			8,879		1,206	24	7,558		4,696		28,854		85	3,213
Elk			1,849				778		11,819	331	11,819	184		168
Erie	746		8,652		56		5,550	657	2,137		39,337	840		1,802
Fayette		213	7,113	2,472	476	250	7,504	456	691	631	44,134	1,564	101	1,128
Forest			896				450				138		60	166
Franklin		537	3,095	352	170	100	2,897	50	228	3,762	1,492	4,377		2,999
Fulton	39		1,505		18		279	77		192	224			1,025
Greene			2,780	1,968	44		2,164		14		244			914
Huntingdon			6,452	187		34	2,296	85	370	1,368	1,134	1,123		57
Indiana	24		4,744	114		55	5,545	2,578	125		11,044	252	490	676
Jefferson	159		6,109	103			4,202	238	148	220	8,483	638	730	313
Juniata		177	1,434		64		1,327	203	14		132	269	255	230
Lackawanna	1,420		14,613	297	155		9,265		3,183	163	99,524		117	9,084
Lancaster	265	8,844	7,011		320	12	5,441	67	1,732	8,917	8,164	6,175	3,886	6,723
Lawrence		134	6,697		52	95	6,503	4,457	520	115	19,096			1,319
Lebanon		90	9,226				485		462	6,736	4,311	4,921	1,881	773
Lehigh			1,283			23	1,583		955	19,742	12,486	421	2,953	2,444
Luzerne	1,298		20,443	446	214		10,365		3,551	5,243	150,096		1,271	7,193
Lycoming			9,000		168	150	3,157		1,961	436	5,829	238	3,002	621
McKean			3,606		52		1,445		873		7,320	1,337		1,204
Merces			8,073			75	6,490	4,127	883	2,154	9,509	110	337	1,021
Mifflin		382	3,802			20	1,892	80	220	421	674		683	607
Monroe			2,726		28		979		139	1,862	958			270
Montgomery		1,993	7,023		961		7,131		6,415	10,241	30,108	365	776	3,196
Montour			1,085		16		1,284		318	756	1,267		130	22
Northampton			4,322			140	3,548		2,041	12,814	34,451	83	1,997	4,812
Northumberland	168		5,986		14		2,484		1,324	6,842	32,930	1,447	2,944	1,054
Perry			1,814		14		867		41	1,452	1,143		648	30
Philadelphia	1,100		55,848	540	5,029	6,349	62,929	6,080	52,629	11,310	436,700	714	1,028	26,083
Pike			507				90		101		334			283
Potter			1,413				349		205		1,555	363		632
Schuylkill	56		5,512		32		1,661		1,938	11,923	87,068	1,323	3,348	1,157
Snyder		78	163						13	1,361	563		1,103	31
Somerset	238	752	1,871			41	660		40	3,786	7,762	2,053	1,631	1,447
Sullivan			374		9		104		33	128	1,958		361	279
Susquehanna			4,504	21		23	1,270		614		8,198			420
Tioga			4,027				1,190		708		3,568		303	804
Union			882		134		624			1,447			1,835	136
Venango	260		6,761		182	100	4,766	645	1,262	168	6,950	303	1,980	1,316
Warren			4,143				1,713		591	176	3,450	759	130	771
Washington			9,207	777	940	35	13,126	7,479	585		24,161	358		1,126
Wayne			3,955	183	147		1,043		404		4,595	143		597
Westmoreland	149	87	12,062	128	330	168	11,304	3,897	458	7,336	52,750	4,763	1,199	2,310
Wyoming			2,969	8			497		35		339			153
York	524	310	4,175	833	109	300	3,712	433	576	12,870	4,594	6,245	5,904	1,684
County location un- known ¹			322							175		1,246		16

¹ See explanatory headnote on p. 238.

RELIGIOUS BODIES.

TABLE 63.—NUMBER OF MEMBERS IN SELECTED DENOMINATIONS IN EACH STATE, BY COUNTIES: 1916—Contd.

RHODE ISLAND.

COUNTY.	Population: 1910.	MEMBERS: 1916.												
		All denominations.	Armenian Church.	Baptists—Northern Convention.	Congregational Churches.	Eastern Orthodox Churches—Greek (Hellenic).	Lutheran—General Council.	Methodist Episcopal Church.	Presbyterian Church in the U. S. A.	Protestant Episcopal Church.	Roman Catholic Church.	Unitarians.	Universalists.	All other bodies.
The state.....	542,610	344,060	4,000	18,771	10,531	1,800	2,783	7,801	1,169	20,176	261,312	1,412	1,519	12,786
Bristol.....	17,602	13,377	328	500	441	1,354	10,734	20
Kent.....	36,378	22,566	1,260	349	1,045	623	940	17,840	609
Newport.....	39,335	21,125	1,596	575	94	903	260	13,727	600	606
Providence.....	424,353	275,081	4,000	13,217	8,332	1,800	1,644	5,455	909	14,127	213,915	812	1,519	9,351
Washington.....	24,942	11,866	2,370	775	379	1,061	5,096	2,195
County location unknown ¹	45	46

¹ See explanatory headnote on p. 238.

SOUTH CAROLINA.

COUNTY.	Population: 1910.	MEMBERS: 1916.													
		All denominations.	Baptists.		Lutheran—United Synod, South.	Methodist bodies.					Presbyterian bodies.		Protestant Episcopal Church.	Roman Catholic Church.	All other bodies.
			Southern Convention.	National Convention.		Methodist Episcopal.	Methodist Episcopal, South.	African Methodist Episcopal.	African Methodist Episcopal Zion.	Colored Methodist Episcopal.	Presbyterian in the U. S. A.	Presbyterian in the U. S.			
The state.....	1,515,400	794,126	158,151	255,479	14,788	52,568	105,306	90,469	23,169	7,342	8,320	30,041	11,000	9,514	27,979
Abbeville.....	34,804	17,065	2,005	5,896	80	2,013	4,506	210	388	1,206	64	45	652
Alken.....	41,849	21,862	5,471	13,117	405	68	1,272	339	64	102	30	157	385	89	363
Anderson.....	69,568	36,946	11,809	14,275	1,964	4,002	1,060	691	98	1,856	141	73	977
Bamberg.....	18,544	14,041	1,829	6,777	238	2,913	1,341	476	439
Barnwell.....	34,209	27,922	4,270	18,547	129	1,756	840	678	908	51	82	111	49	501
Beaufort.....	30,355	13,066	385	10,028	401	316	1,014	137	20	201	182	402
Berkeley.....	23,487	11,023	606	662	1,793	861	3,965	219	228	2,689
Calhoun.....	16,634	9,459	645	2,601	460	494	1,525	3,660	41	72	45	16
Charleston.....	88,594	44,886	1,724	7,558	1,745	2,524	2,303	11,375	140	82	1,883	1,387	4,031	6,701	3,433
Cherokee.....	26,179	12,031	5,968	3,208	300	1,083	368	156	248	7	520
Chester.....	29,425	17,015	1,825	6,496	434	2,366	3,337	350	1,389	35	8	775
Chesterfield.....	26,301	14,677	4,114	2,360	1,545	2,838	12	2,584	138	633	140	30	283
Clarendon.....	32,188	19,423	1,423	6,743	474	2,360	6,445	644	619	84	35	596
Colleton.....	35,390	13,411	2,877	2,643	1,515	2,389	1,994	559	85	118	128	1,103
Darlington.....	36,027	19,314	3,327	7,433	3,164	3,137	717	36	122	541	161	676
Dillon.....	22,615	9,573	3,027	1,298	1,903	1,973	719	556	10	87
Dorchester.....	17,891	8,960	917	1,932	57	1,898	2,312	1,161	122	103	234	160	64
Edgefield.....	28,281	18,343	3,101	13,545	66	718	484	130	96	82	84	37
Fairfield.....	29,442	13,765	1,246	6,905	45	820	1,291	1,372	260	924	144	25	733
Florence.....	35,671	21,383	4,251	5,678	85	2,890	3,392	1,909	340	932	536	200	1,170
Georgetown.....	22,270	12,141	615	2,518	436	1,869	6,129	90	350	90	44
Greenville.....	68,377	35,496	16,261	7,575	123	1,543	4,777	543	720	133	2,161	463	324	873
Greenwood.....	34,225	18,236	2,937	7,618	66	577	2,646	2,976	12	17	878	70	439
Hampton.....	25,126	11,047	2,270	4,894	100	898	649	309	179	48	1,700
Horry.....	26,995	11,277	5,303	672	2,489	2,414	121	8	270
Jasper.....	(1)	2,946	600	1,276	90	220	650	49	21	40
Kershaw.....	27,094	14,090	3,121	5,073	2,227	1,319	190	1,314	115	467	214	50
Lancaster.....	26,650	14,101	4,269	2,301	2,232	150	4,141	85	523	20	380
Laurens.....	41,550	19,197	4,050	6,747	2,611	3,438	65	137	1,733	24	402
Lee.....	25,318	10,700	766	2,217	1,733	1,408	3,333	216	492	536
Lexington.....	32,040	17,415	3,134	2,896	5,578	57	2,927	1,620	907	110	32	4	4	146
Marion.....	20,596	10,494	2,152	1,066	1,000	3,149	2,545	32	354	60	106
Marlboro.....	31,189	14,800	1,452	4,308	2,512	3,480	50	2,187	50	547	68	146
Newberry.....	34,566	16,940	1,301	4,387	2,905	25	2,627	4,512	183	64	152	336	17	441
Oconee.....	27,337	11,796	5,622	2,502	210	376	1,346	57	165	761	43	624
Orangeburg.....	55,893	35,958	5,480	11,758	295	5,774	5,950	5,445	40	32	135	130	91	828
Pickens.....	25,422	11,601	6,499	1,760	472	1,838	85	60	447	73	367
Richland.....	55,143	30,924	3,365	12,479	1,511	223	5,200	2,270	521	1,087	1,266	1,410	765	827
Saluda.....	20,943	11,806	2,412	5,561	785	2,231	222	370	6	20	186
Spartanburg.....	83,465	37,369	15,477	6,067	41	1,742	7,793	315	900	713	206	2,121	496	98	1,400
Sumter.....	38,472	21,352	2,480	6,872	89	2,425	2,149	3,970	105	40	1,311	937	435	199	340
Union.....	29,911	13,264	3,592	4,264	2,331	874	1,278	30	15	478	50	352
Williamsburg.....	37,626	16,905	1,438	3,921	3,806	2,408	4,052	63	596	384
York.....	47,718	22,688	2,424	6,031	839	3,282	84	3,743	415	3,986	200	8	1,613
County location unknown ²	7,488	412	4,282	1,055	335	837	271	161	60	75

¹ New county since 1910; formed from parts of Beaufort and Hampton in 1912.

² See explanatory headnote on p. 238.

GENERAL TABLES.

TABLE 63.—NUMBER OF MEMBERS IN SELECTED DENOMINATIONS IN EACH STATE, BY COUNTIES: 1916—Contd.
SOUTH DAKOTA.

COUNTY.	Popula- tion: 1910.	MEMBERS: 1916.													
		All denomi- nations.	Advent- ist— Seventh- day.	Bap- tists— North- ern Con- vention.	Congre- gational Churches.	Disci- ples of Christ.	Evan- gelical Asso- ciation.	Lutheran bodies.						Joint Synod of Ohio and Other States.	Synod of Iowa and Other States.
								General Synod.	General Council.	Synod- ical Con- ference.	Norwegian Lutheran Church.				
Hauge's Synod.	Synod for Nor- wegian Church.	United Nor- wegian Church.													
The state.....	1,583,888	199,017	1,046	8,852	11,762	1,764	1,752	456	2,852	11,544	3,950	6,533	15,786	962	6,282
Armstrong.....	647	77													
Aurora.....	6,143	2,064								68					177
Beadle.....	15,776	4,113	45	186	226	112				357		185	65		45
Bennett.....	96	64													
Bon Homme.....	11,061	4,368			402	72	36			217			61		139
Brookings.....	14,178	5,419		293	27	38				283	492	325	1,084		
Brown.....	25,867	8,955	28	218	178	273	231		123	747	212		630		481
Brule.....	6,451	1,237	47							113	20				32
Buffalo.....	1,589	636			26										
Butte.....	4,993	921	10	16	415					20					
Campbell.....	5,244	1,414	39	154	26		97			188			25		247
Charles Mix.....	14,899	3,782	10	40	255	40			110	194	135		120		
Clark.....	10,901	3,164		45	286	70				202			529		
Clay.....	8,711	3,349		514	425				225		132	306	394		
Codington.....	14,092	4,902	55	297	346	50	50			593			731		
Corson.....	2,929	2,194			295					90	17		32		
Custer.....	4,458	396		67	127										
Davison.....	11,625	4,022	39	325	347				137	157	149	99			
Day.....	14,372	7,005		111	126		112		121	214	117	86	1,363		244
Deuel.....	7,768	2,287	14	75	162					210	226	613	311		
Dewey.....	1,145	1,396		17	161					105					
Douglas.....	6,400	3,150		65	154	15				426	50				817
Edmunds.....	7,654	3,534	88	140	253		30			755			21		348
Fall River.....	7,763	1,458	10	87	57	90				91					33
Faulk.....	6,716	1,929		56	248				24	205	26			73	
Grant.....	10,303	3,910		77	191		506		227	523	54	8	181	85	
Gregory.....	13,061	3,195	40	300	545				62	312	58				57
Haakon.....	(2)	747			79						13	94	124		
Hamlin.....	7,475	2,914		93	125		86			325	128		779		40
Hand.....	7,870	1,631			358	56				27					27
Hanson.....	6,237	2,911								84		90			
Harding.....	4,228	1,036	34	33	73				50	16	196	105	297	67	
Hughes.....	6,271	1,161		135	214		21			73		132			
Hutchinson.....	12,319	5,667			393		124			622			92	223	685
Hyde.....	3,307	842			91										
Jackson.....	(2)	480			27					114	36	19			
Jerauld.....	5,120	1,545		59	194					92		66	45	90	
Kingsbury.....	12,560	3,940		53	463	75	11		94		252		833		417
Lake.....	10,711	3,980	62	267	111	15	73			298		445	366	160	
Lawrence.....	19,694	5,591	12	315	210				30	14					
Lincoln.....	12,712	4,376		53	258		60	200	117		232	82	2,116		
Lyman.....	10,543	2,195			51	42				138		120	221		
McCook.....	9,589	4,381		297		398		256	293	310			38	251	
McPherson.....	6,791	2,395	36	119	149		39			110		47			1,056
Marshall.....	8,021	3,341		46			78		137	130	133		672		
Meade.....	12,640	1,308	11	30	47					81		19	31		
Mellette.....	1,700	453			38					30					
Miner.....	7,661	2,988		65	371	79			131	170			520	13	
Minnehaha.....	29,631	15,471	111	953	617	140			555	364	116	1,961	1,103		486
Moody.....	8,695	3,054	21	124						125		531	499		
Pennington.....	12,453	2,300		264	316					116			67		44
Perkins.....	11,348	1,702	10	78	58		23			63		100	298		
Potter.....	4,466	1,424	33		39					131					
Roberts.....	14,897	4,832		36					232	630			1,115		38
Sanborn.....	6,607	2,850	7		78						47	347	145		23
Shannon.....	(3)	4,870											45		
Spink.....	15,981	4,425	42	67	448	75			26	133	65				187
Stanley.....	14,975	640			86										
Sully.....	2,462	306		39						74					
Todd.....	2,164	3,825			215					73					
Tripp.....	8,323	1,683	24		59				36	228					59
Turner.....	13,840	5,119	91	376	80		49			286	271	44	93		
Union.....	10,676	4,291	98	461	297				122	243	328	175	313		
Walworth.....	6,488	1,701	29		162					104			198		
Washabaugh.....	(3)	10													
Washington.....	(3)									195	445	471	229		
Yankton.....	13,135	4,811		34	631		46			75		21			
Ziebach.....	(4)	1,052			146										
County location un- known 5		1,848		1,772											

1 Includes population (7,151) of Schnasse and Sterling Counties taken to form part of Ziebach, and Pine Ridge Indian Reservation.
2 New county since 1910; formed from part of Stanley in 1915.
3 Not returned separately; included in Pine Ridge Indian Reservation.
4 New county since 1910; formed from Schnasse, Sterling, and part of Armstrong in 1911.
5 See explanatory headnote on p. 238.

RELIGIOUS BODIES.

TABLE 63.—NUMBER OF MEMBERS IN SELECTED DENOMINATIONS IN EACH STATE, BY COUNTIES: 1916—Contd.

SOUTH DAKOTA—Continued.

COUNTY.	MEMBERS: 1916.													
	Lutheran bodies—Continued.				Mennonite bodies.		Methodist Episcopal Church.	Presbyterian Church in the U. S. A.	Protestant Episcopal Church.	Reformed bodies.			Roman Catholic Church.	All other bodies.
	Danish Lutheran Church.	Finnish, Suomi Synod.	Lutheran Free Church (Norwegian).	Apostolic Lutheran Church (Finnish).	Hutterian Brethren.	General Council of Mennonites.				Reformed in America.	Reformed in the United States.	Christian Reformed.		
The state	615	460	1,242	459	837	769	21,429	9,855	8,156	1,214	2,100	1,107	72,113	5,120
Armstrong									46				31	
Aurora							296	74		53			1,170	146
Beadle					104		820	647	120				1,050	151
Bennett							64							
Bon Homme					63	85	255	335	51	254	92		2,240	66
Brookings	100						690	483	37	42		69	1,307	149
Brown		163		171			1,223	489	246				3,169	373
Brule			44				174	170	23				614	
Buffalo								93	274				243	
Butte				70			94		17				279	
Campbell			76					60			236		266	
Charles Mix							464	582	54	55	44	181	1,498	
Clark			90				568	145					1,195	34
Clay							490		43				700	120
Codington			33				791	131	197				1,601	27
Corson								91	422				1,247	
Custer							92		32				78	
Davison							1,526	206	121				716	200
Day			337				449		179				3,488	58
Deuel							207	90				102	250	27
Dewey							32		343		26		712	
Douglas							144	50	26	235	41	638	450	39
Edmunds							16	346			63		1,238	236
Fall River							340	136	68				546	
Faulk							399						861	37
Grant							305	23	81	50			1,374	225
Gregory							235	24	132		77		1,265	88
Haskell							80	63					294	
Hamlin		145		178			228	73		103			475	136
Hand							302	183			76		556	46
Hanson					125		327	247					1,978	60
Harding							21						144	
Hughes							241	9	40				296	
Hutchinson					353	401	80	20			594		1,700	380
Hyde							148		20				459	
Jackson							6	114	5				159	
Jerauld							674	38			143			144
Kingsbury	260						497	86	37				814	48
Lake							407	335	55				1,378	8
Lawrence		152		40			601	214	410				3,479	114
Lincoln			47				506	130	9	117		19	382	48
Lynman							285	52	305				938	43
McCook							407	299					1,797	35
McPherson							58				491		290	
Marshall							198	438	50				1,439	20
Meade							86	214	60				676	53
Mellette									385					
Miner	200						254	152	48				980	5
Minnehaha							1,511	426	492	34		16	6,136	450
Moody							508	274	155				817	
Pennington							315	200	93				787	98
Perkins			43				115	42				42	763	67
Potter							212	24					985	
Roberts	55		443				328	550	199				725	134
Sanborn					43		514	146	16				1,782	7
Shannon								300	1,320				3,250	
Spink					110		1,182	43	33				1,658	311
Stanley							83	105	23				343	
Sully							53	35					97	8
Todd									777	20		40	2,700	
Tripp							260	115	133				763	6
Turner			70			283	644	597	79	251	21		1,405	479
Union							323		16				1,675	240
Walworth							66	33	34		24		451	
Washabaugh								10						
Washington														
Yankton					39		414		577		172		1,430	128
Ziebach			59						207				524	
County location unknown ¹														76

¹ See explanatory headnote on p. 238.

GENERAL TABLES.

TABLE 63.—NUMBER OF MEMBERS IN SELECTED DENOMINATIONS IN EACH STATE, BY COUNTIES: 1916—Contd.

TENNESSEE.

COUNTY.	Popula- tion: 1910.	All denomi- nations.	MEMBERS: 1916.												
			Baptist bodies.							Churches of Christ.	Churches of God, General Assem- bly.	Congrega- tional Churches.	Disciples of Christ.	Jewish congre- gations.	Latter Day Saints(2 bodies).
			Baptists.		Free Will.	Gen- eral.	Regu- lar.	Duck River, etc.	Primi- tive.						
			Southern Conven- tion.	National Conven- tion.											
The state.....	2,184,789	840,133	202,867	108,650	4,681	1,789	2,582	4,589	8,925	63,521	2,288	2,185	21,672	2,022	1,989
Anderson.....	17,717	6,839	4,958	154					68						
Bedford.....	22,667	9,440	1,471	436				471	110	1,119			382		
Benton.....	12,452	5,102	1,290	49					22	247					
Bledsoe.....	6,329	2,256	276	48				63	151	582					
Blount.....	20,809	8,470	3,294	30					475				325		
Bradley.....	16,336	5,376	1,586	500						90	423		150		
Campbell.....	27,387	7,534	4,632	211					46			63	229		
Cannon.....	10,825	3,403						176		1,945					
Carroll.....	23,971	10,194	2,998	1,593		27			131	804			85		
Carter.....	19,838	5,231	2,212	70					30				1,880		
Cheatham.....	10,540	4,193		114	970					1,012					
Chester.....	9,090	3,965	648	91	217		35	40	44	257			60		
Claiborne.....	23,504	6,308	4,924	14			133		163						
Clay.....	9,009	1,962	130							1,499					
Cocko.....	19,399	6,125	2,681	95			365		372	68			266		
Coffee.....	15,625	5,985	619	137			26	620	40	947			175		
Crockett.....	16,076	7,113	1,531	1,240					133	793			389		
Cumberland.....	9,327	2,316	731		256		47	78	23	119	100	200	163		
Davidson.....	149,478	66,746	6,869	14,334					190	5,330		616	2,070	350	
Decatur.....	10,093	3,477	1,093	175					60	175					
DeKalb.....	15,434	5,825	2,061	93				531	137	573					
Dickson.....	19,955	6,915	373	357	191				314	1,261	123		25		
Dyer.....	27,721	10,522	2,361	888	57					617			332	46	
Fayette.....	30,257	10,705	613	4,480					40	35			139		
Fentress.....	7,446	1,712	738		151					45			73		235
Franklin.....	20,491	6,541	390	391				554	20	1,247			50		
Gibson.....	41,630	18,524	5,439	2,014		115			297	944			278		
Giles.....	32,629	12,625	1,697	1,267					121	1,391			75		
Grainger.....	13,888	6,143	4,297	133				64	234				50		
Greene.....	31,083	9,114	1,532					53	20	196			196		
Grundy.....	8,322	2,316	58	10				110	43	402					472
Hamblen.....	13,650	6,003	2,488	221							96				
Hamilton.....	89,267	36,848	5,963	7,723					21	43	648	676	996	450	103
Hancock.....	10,778	4,664	3,881				489			888					
Hardeman.....	23,011	10,237		3,468					36						
Hardin.....	17,521	5,697	604	203	47		41	25	114	145			667		
Hawkins.....	23,587	8,593	4,121	16			347			275			275		
Haywood.....	25,910	10,436	1,463	4,366					76	285					
Henderson.....	17,030	6,574	2,632	639	89		94	93	150	605			75		68
Henry.....	25,434	10,919	3,075	1,438					243	910			290		349
Hickman.....	16,527	4,094	305	67					128	2,357					
Houston.....	6,224	1,836	92	50					18	60					
Humphreys.....	13,908	4,233	208	167					254	700			80		
Jackson.....	15,036	3,710	116				98		32	2,248					
James.....	5,210	1,314	750	12						50	41		15		
Jefferson.....	17,755	7,242	2,770	266			112		22				60		
Johnson.....	13,191	4,615	2,597	47						190			743		
Knox.....	94,187	40,314	15,232	2,411			16	19	137	97	99	40	1,074	110	
Lake.....	8,704	2,352	473	520						166					
Lauderdale.....	21,105	12,466	2,005	4,571						324			65		
Lawrence.....	17,569	7,780	1,085						50	1,395			175		
Lewis.....	6,033	1,271	35							631					
Lincoln.....	25,908	10,298	2,074	144					465	1,617					
Loudon.....	13,612	5,283	2,087	95			192		129	40					
McMinn.....	21,046	7,569	2,740	75						749			318		
McNairy.....	16,356	5,517	1,122	182	91				194	726			196		
Macon.....	14,559	3,755	1,804	95		395			45	689					
Madison.....	39,857	19,844	4,352	4,767					45	239			250	40	
Marion.....	18,820	3,694	459	113				45	392	157					
Marshall.....	16,872	8,017	772	443						2,283					
Maury.....	40,456	16,285	1,341	2,617	130					2,999				25	
Meigs.....	6,131	1,899	555	58						18			50		
Monroe.....	20,716	7,299	3,961	177					45	350	64				
Montgomery.....	33,672	13,777	1,809	3,309	65					800	92		325	90	
Moore.....	4,800	1,836	25	86				487	56	369					
Morgan.....	11,458	2,779	1,479		148		60		123			138	25		
Obion.....	29,946	12,558	2,652	635						1,665			539		
Overton.....	15,834	4,032	829	7	36				52	568			175		
Perry.....	8,815	1,710	113							503			145		
Pickett.....	5,087	1,186	538							107					
Polk.....	14,116	3,608	3,004	21					42		140				
Putnam.....	20,023	5,496	462		1,066			39		1,240	17		47		
Rhea.....	15,410	4,321	1,346	134						89	173	68	31		
Roane.....	22,860	8,704	4,278	617			108		162	24	128		700		
Robertson.....	25,466	10,307	2,665	2,403	220	105			64	298			139		
Rutherford.....	33,199	13,967	2,575	1,390				237	83	2,157			255		
Scott.....	12,947	4,931	4,266						46	86		27			
Sequatchie.....	4,202	785	193						60	145	25				
Sevier.....	22,296	10,142	7,262	248			103		369	25			16		
Shelby.....	191,439	73,774	4,566	25,283					8	470		357	2,117	900	294

RELIGIOUS BODIES.

TABLE 63.—NUMBER OF MEMBERS IN SELECTED DENOMINATIONS IN EACH STATE, BY COUNTIES: 1916—Contd.

TENNESSEE—Continued.

COUNTY.	Popula- tion: 1910.	MEMBERS: 1916.													
		All denomi- nations.	Baptist bodies.						Churches of Christ.	Churches of God, General Assem- bly.	Congrega- tional Churches.	Disciples of Christ.	Jewish congre- gations	Latter Day Saints(2 bodies).	
			Baptists.		Free Will.	Gen- eral.	Regu- lar.	Duck River, etc.							Primi- tive.
			Southern Conven- tion.	National Conven- tion.											
Smith.....	18,548	10,568	3,032				91	165	319						
Stewart.....	14,860	4,600	1,172	145	322				303			279			
Sullivan.....	28,120	9,657	1,803	5			40		20			1,251	11		
Sumner.....	25,621	12,103	2,094	2,484		768	95		20	1,614					
Tipton.....	29,459	13,626	1,924	3,494					163			54		458	
Trousdale.....	5,874	2,754	1,095	364						320					
Unicoi.....	7,201	1,894	789										267		
Union.....	11,414	3,409	2,465				55		372			35			
Van Buren.....	2,784	526	70				36		294						
Warren.....	16,534	6,113	775	150				12	2,459	89					
Washington.....	28,968	12,154	2,846	808								1,870			
Wayne.....	12,062	3,948	786	92	123				34	295		274			
Weakley.....	31,929	13,262	4,260	708		218			153	1,650		50			
White.....	15,420	4,726	613		468		258		1,163	30					
Williamson.....	24,213	8,026	95	851	34		19		412	1,195		357			
Wilson.....	25,394	11,609	3,634	1,451					78	1,989					
County location un- known ¹		3,640	772					72	904						

COUNTY.	MEMBERS: 1916.														
	Luther- an— United Synod, South.	Methodist bodies.						Pente- costal Church of the Nazare- ne.	Presbyterian bodies.				Protes- tant Episco- pal Church.	Roman Catholio Church.	All other bodies.
		Method- ist Episco- pal.	Method- ist Protes- tant.	Methodist Episcopal, South.	African Method- ist Episco- pal.	African Method- ist Episco- pal Zion.	Colored Method- ist Episco- pal.		Presby- terian in the U. S. A.	Cumber- land Presby- terian.	Colored Cumber- land Presby- terian.	Presby- terian in the U. S.			
The state.....	2,039	56,484	1,759	167,270	23,497	8,786	30,106	1,903	17,584	27,631	2,567	25,606	9,910	23,015	14,216
Anderson.....		901		677		20				31		26		4	
Bedford.....		924	185	2,161	763			158	216	286	155	418	11	19	155
Benton.....		422		2,486			34	49	80	146		111			166
Bledsoe.....		339		525		221									51
Blount.....		1,547		694		348			1,221	137				73	326
Bradley.....		987		824		135				421		120	81	38	21
Campbell.....		1,466		452	6	133						77	19	200	
Cannon.....		149		65					80			20			30
Carroll.....			65	2,448	64		434		264	1,008	115	48			110
Carter.....		621		251		113			43				5	6	
Cheatham.....		257		1,424	318				48						50
Chester.....				1,248			1,095			71		159			
Claborne.....		653		387		34									
Clay.....		25		308											
Cocke.....	308	1,093		513		247			3			101		13	
Coffee.....		223		2,364	214				147	295			60	45	73
Crockett.....		356		2,030			351			290					
Cumberland.....		220		298					72					3	6
Davidson.....		1,413		13,546	4,243	100	781	416	1,064	1,232	75	4,133	1,804	5,958	2,232
Decatur.....		284		948	309		68			193		172			
Dekalb.....		914		1,132	45					141	95	40			63
Dickson.....		579		2,638	358			33	120	290			33		220
Dyer.....		181		3,494	55		661		80	892	645	156	32		25
Fayette.....		68		2,050	118		2,558		141	141		381	42		40
Fentress.....		268		78					13					1	100
Franklin.....		80		1,747	360			72	285	373	90	100	332	240	210
Gibson.....		84	25	4,222	10		1,920	112	193	1,968	47	455	6	200	195
Giles.....				4,214	1,523		264			484	155	885	30	38	481
Grainger.....		606		515		15			30	150		20			29
Greene.....	605	2,916	680	1,005		185			511	1,016		114	34	9	238
Grundy.....		217		757				34		25			155	33	
Hamblen.....	40	819	157	1,211		306			173			466	26		
Hamilton.....	53	3,891		5,169	1,050	1,272	264		1,309	738		1,669	1,340	2,015	665
Hancock.....		157		89					48						
Hardeman.....				1,180			1,185			363		94	60		10
Hardin.....		496		2,377	130		260		87	359		82			60
Hawkins.....		738		1,718		579			58	145		391		12	193
Haywood.....				1,915			1,702		165	75		289	48		72
Henderson.....		442		1,149	45		166		155			122			50
Henry.....		230	30	2,835	588		324	53	180	175	113		16		70
Hickman.....				991	110			26		79					31
Houston.....				897	61		104	135		372					47
Humphreys.....				1,576	289			27		475		21		302	130
Jackson.....				930					61	145					
James.....		123		140		18			55	61					49
Jefferson.....		1,926		651		252	97		614	143		216			113
Johnson.....		804		234						774					
Knox.....	246	4,539		5,816	140	1,837		12	3,132	774		1,806	1,042	731	1,004
Lake.....				982			126					85			
Lauderdale.....				2,845	42		2,298			187		112	8		9

¹ See explanatory headnote on p. 233.

GENERAL TABLES.

TABLE 63.—NUMBER OF MEMBERS IN SELECTED DENOMINATIONS IN EACH STATE, BY COUNTIES: 1916—Contd.

TENNESSEE—Continued.

COUNTY.	MEMBERS: 1916.													
	Lutheran—United Synod, South.	Methodist bodies.					Pentecostal Church of the Nazarene.	Presbyterian bodies.				Protestant Episcopal Church.	Roman Catholic Church.	All other bodies.
		Methodist Episcopal.	Methodist Protestant.	Methodist Episcopal, South.	African Methodist Episcopal.	African Methodist Episcopal Zion.		Colored Methodist Episcopal.	Presbyterian in the U. S. A.	Cumberland Presbyterian.	Colored Cumberland Presbyterian.			
Lawrence.....	1,237		1,540	32		70		40	479				1,074	603
Lewis.....			372	62					104				25	42
Lincoln.....	40		2,483	1,059			12	165	657	244	723	29		536
Loudon.....	930		922		216			251	246	43	49		25	58
McMinn.....	1,398		1,056		720			8	84	53	153	58	37	120
McNairy.....	304	211	954			647		98	393	76	103			220
Macon.....	227		358				37		102					
Madison.....			4,553	61		3,387		82	577		692		545	46
Marion.....	859		776	90	54				524			101	68	26
Marshall.....	129	84	2,404	500			12	267	388	185	451			99
Maury.....	179		4,158	1,759		70	88	488	1,059		985	273	57	57
Meigs.....	589		498		101				30					
Monroe.....	90	217	1,307	31	64			44	144	134	310	6		268
Montgomery.....			3,869	956	100	275	65	80	805		502	208	235	102
Moore.....			654	63										96
Morgan.....	291		75				15		64			31	151	179
Obion.....	33	18	3,795	604		361		59	1,707	25	38	4		354
Overton.....	583		1,198	30				70	475					9
Perry.....	20		694	74		93								68
Pickett.....	485		20						29					7
Polk.....			186					45			94	11	65	
Putnam.....	903		1,023	60			100	235	296				8	
Rhea.....	853		827		391			153	70		9		35	137
Roane.....	1,036		570	20	292			308	200		71	37	64	89
Robertson.....	74		3,458	81		198		205	167			26	60	144
Rutherford.....	1,317	94	2,869	637		89		285	585	137	935	14	39	269
Scott.....	109						12	85			27	3	10	240
Sequatchie.....	69		286									7		
Sevier.....	1,634		316		9	24		126			10			
Shelby.....	1,363		10,106	4,764	378	7,091		531	810			3,271	10,160	1,305
Smith.....	958		917	99			52	89	373	152	4,321			8
Stewart.....	38		1,984	173					168			8		
Sullivan.....	662		2,955		199			99	414		1,178	50	23	207
Sumner.....	375		2,861	75		326	16	99	465	10	287	7	26	166
Tipton.....	388		3,062	579		1,823		204	256		510	148		493
Trousdale.....	185		411	192			67		120					
Unicoi.....	337		123		35			316				7		20
Union.....	436		46											
Van Buren.....			128											
Warren.....	362		979	50				283	453		30			95
Washington.....	35		1,881		292			751	56		505	152	316	726
Wayne.....	1,214		939	71				73	47					
Weakley.....	130	210	3,802	95		731	24	370	794			67		
White.....	363		1,284	75			120	250	87					15
Williamson.....	354		3,471	108		39	24	79	414		484		52	38
Wilson.....	605		2,103	191	120	190	6	477	477	18	270			
County location unknown ¹	822		828				82	70	90					

¹ See explanatory headnote on p. 238.

TEXAS.

COUNTY.	Population: 1910.	MEMBERS: 1916.												
		All denominations.	Baptist bodies.			Churches of Christ.	Church of the Living God, C.W.F.F.	Congregational Churches.	Disciples of Christ.	German Evangelical Synod.	Jewish congregations.	Latter Day Saints—Church of Jesus Christ.	Lutheran bodies.	
			Southern Convention.	National Convention.	Primitive.								General Council.	Synodical Conference.
The state.....	3,896,542	1,784,620	355,251	291,243	2,543	71,542	2,486	2,377	54,836	10,363	6,258	2,487	3,518	10,294
Anderson.....	29,650	13,406	2,008	4,762	63	402		89	588		60		407	
Andrews.....	975	165	25											
Angelina.....	17,705	4,891	2,279	136		311	16		175					
Aransas.....	2,106	464	183	40										
Archer.....	6,525	2,436	498			140			105					
Armstrong.....	2,682	1,232	506			62			90					9
Atascosa.....	10,004	6,536	985	40		196			40					
Austin.....	17,699	8,455	163	703		126			14					140
Bailey.....	312	63						40						
Bandera.....	4,921	1,505	403			219			21					
Bastrop.....	25,344	10,146	981	3,372		486			288					
Baylor.....	8,411	2,798	692			416			210					
Bee.....	12,060	8,928	912	310		176			122	19				
Bell.....	49,186	18,693	4,552	1,485	80	1,701			1,105					17
Bexar.....	119,676	68,352	3,693	4,463	19	360		68	1,341	364	800			66

RELIGIOUS BODIES.

TABLE 63.—NUMBER OF MEMBERS IN SELECTED DENOMINATIONS IN EACH STATE, BY COUNTIES: 1916—Contd.

TEXAS—Continued.

COUNTY.	Popula- tion: 1910.	MEMBERS: 1916.												
		All denomi- nations.	Baptist bodies.			Churches of Christ.	Church of the Living God, C. W. F. F.	Congre- gational Churches.	Disciples of Christ.	German Evan- gelical Synod.	Jewish con- grega- tions.	Latter Day Saints— Church of Jesus Christ.	Lutheran bodies.	
			Baptists.		Primi- tive.								General Coun- cil.	Synodi- cal Con- ference.
			Southern Conven- tion.	National Conven- tion.										
Blanco.....	4,311	1,126	259		184			107						
Borden.....	1,386	270	88		94									
Bosque.....	19,013	6,614	1,824		416			163	210				132	
Bowle.....	34,827	18,614	3,953	6,400	359			956					23	
Brazoria.....	13,299	5,774	513	2,357	66			105						
Brazos.....	18,919	16,162	1,782	8,088	66	12		175	315	25			53	
Brewster.....	5,220	5,197	125		12			82						
Briscoe.....	2,162	728	213		98									
Brooks.....	(1)	3,148	51											
Brown.....	22,935	8,710	3,672	189	46	761		279						
Burleson.....	18,687	9,489	1,222	4,708	180			17	74				66	
Burnet.....	10,755	3,001	1,053	151	460			250						
Caldwell.....	24,237	9,073	1,468	1,427	233			378	36					
Calhoun.....	3,635	1,369	268	132	60							43		
Callahan.....	12,973	3,472	1,588		551								2	
Cameton.....	27,158	20,422						170						
Camp.....	9,551	4,383	1,617	436	60			23						
Carson.....	2,127	755	209					30						
Cass.....	27,587	14,639	4,605	5,374	176			75						
Castro.....	1,850	706	153											
Chambers.....	4,234	561	169	38	75									
Cherokee.....	29,038	12,603	3,691	1,649	11	239	45	81						
Childress.....	9,538	3,615	1,152		829			125						
Clay.....	17,043	4,435	1,724		72			245					14	
Cochran.....	65													
Coke.....	6,412	1,263	605		100									
Coleman.....	22,618	7,337	2,603	54	647			542						
Collin.....	49,024	19,517	8,714	628	572			2,288						
Collingsworth.....	5,224	2,590	1,288		190			166						
Colorado.....	18,897	9,125	503	1,770	53			102	265					
Comal.....	8,434	2,620		82					700					
Comanche.....	27,186	8,029	3,797		140	565		355						
Concho.....	6,654	1,218	590		143			39						
Cooke.....	26,603	10,967	3,110	804	896			504		29				
Coryell.....	21,703	8,132	2,720	125	1,079			67	63				235	
Cottle.....	4,396	812	48		41	260		25						
Crane.....	331													
Crockett.....	1,296	560	100		40									
Crosby.....	1,765	1,272	498		15	194							16	
Culberson.....	(2)	782												
Dallam.....	4,001	1,259	358		17	37		85					19	
Dallas.....	135,748	65,553	12,048	11,533		1,997	1,525	4,911	140	750		58	403	
Dawson.....	2,320	972	329			128		18						
De Witt.....	23,501	11,818	1,085	3,650	32	130		101				285		
Deaf Smith.....	3,942	1,335	487			60		125					22	
Delta.....	14,566	3,676	1,291	52		365		335						
Denton.....	31,258	12,584	4,167			1,679		625	176				24	
Dickens.....	3,092	1,332	626			149		65						
Dimmit.....	3,460	4,004	295					19						
Donley.....	5,284	2,400	681			110		114					33	
Duval.....	8,964	4,161	53										33	
Eastland.....	23,421	7,810	3,281			837		280	40				102	
Ector.....	1,178	295	115					85						
Edwards.....	3,768	859	170			147		20						
El Paso.....	52,599	52,516	1,795	739		102	155	818		900				
Ellis.....	53,629	25,260	5,803	4,601		1,225	28	1,263						
Erath.....	32,095	10,643	4,474	246	132	1,170		124						
Falls.....	35,649	18,873	3,275	5,965	33	599		70	470				367	
Fannin.....	44,801	17,862	4,818	2,459	58	1,842	30	1,293					78	
Fayette.....	29,796	16,054	472	2,470		18		10	135			64	922	
Fisher.....	12,596	3,289	1,355	18	31	196		70	74					
Floyd.....	4,638	2,568	727		64	673		45						
Foard.....	5,726	1,626	660	13		57		175						
Fort Bend.....	18,168	6,337	302	3,366		55		65	632				25	
Franklin.....	9,331	2,674	1,273	242		189								
Freestone.....	20,557	9,459	2,890	2,588	61			56						
Frio.....	8,895	1,864	752	23				60						
Gaines.....	1,255	368	67											
Galveston.....	44,479	26,573	1,537	3,330				477		1,000		81	45	
Garza.....	1,995	1,013	393			94							8	
Gillespie.....	9,447	3,843	172											
Glasscock.....	1,143	81	57											
Gollad.....	9,909	6,407	419	398		180		45				174		
Gonzales.....	28,055	16,856	1,976	3,593	74	102		20				45		
Gray.....	3,405	1,246	348			65		259						
Grayson.....	65,996	29,180	9,311	2,183		2,409	105	1,888						
Gregg.....	14,140	9,638	1,223	3,846		119		680						
Grimes.....	21,205	14,573	2,324	6,827		96							366	
Guadalupe.....	24,913	7,207	230	2,062					23		271		82	
Hale.....	7,566	4,033	1,367			518		184					28	

¹ New county since 1910; formed from parts of Hidalgo, Starr, and Zapata in 1911.

² New county since 1910; formed from part of El Paso in 1911.

GENERAL TABLES.

TABLE 63.—NUMBER OF MEMBERS IN SELECTED DENOMINATIONS IN EACH STATE, BY COUNTIES: 1916—Contd.

TEXAS—Continued.

COUNTY.	Popula- tion: 1910.	MEMBERS: 1916.												
		All denomi- nations.	Baptist bodies.			Churches of Christ.	Church of the Living God, C.W.F.F.	Congre- gational Churches.	Disciples of Christ.	German Evan- geli- cal Synod.	Jewish con- grega- tions.	Latter Day Saints— Church of Jesus Christ.	Lutheran bodies.	
			Baptists.		Primi- tive.								General Coun- cil.	Synodi- cal Con- ference.
			Southern Conven- tion.	National Conven- tion.										
Hall	8,279	3,101	1,193		9			304						
Hamilton	15,315	5,035	1,744			434		191					291	
Hansford	935	195	8											
Hardeman	11,213	3,370	1,374		79	452		244						
Hardin	12,947	3,393	1,201	640		50		162						
Harris	115,693	60,274	5,183	14,456	22	220	182	535	1,485	300			1,349	
Harrison	37,243	30,007	2,091	21,397		233		535		135				
Hartley	1,298	180	60											
Haskell	16,249	4,659	1,759	330		414		210					13	
Hays	15,518	11,879	1,587	1,296		131		394	280					
Hempbill	3,170	1,229	323					100						
Henderson	20,131	8,023	1,578	1,930	74	177		157						
Hidalgo	13,728	13,527						190					104	
Hill	46,760	17,406	5,105	1,806		1,427		211					307	
Hockley	137													
Hood	10,008	4,013	1,482	75		687		82						
Hopkins	31,038	12,079	5,192	371		781		610						
Houston	29,564	11,758	2,445	4,662	34	638		151						
Howard	8,831	2,322	862		18	123		136					21	
Hunt	48,116	19,083	5,618	470		1,170	15	2,228		40				
Hutchinson	892	136	35			101								
Irion	1,253	491	76			176		92						
Jack	11,817	2,746	992			408		85						
Jackson	6,471	3,804	379	1,086		64		30				43	25	
Jasper	14,000	4,049	1,076	758	33	187		56			121			
Jeff Davis	1,678	1,191	14					32						
Jefferson	38,182	19,947	3,017	5,561		115	60	995	72	125			196	
Jim Hogg	(1) 717	32												
Jim Wells	(2) 3,780	245	50			46		18	108				11	
Johnson	34,460	14,836	5,793	609		1,447		401	16					
Jones	24,299	8,241	3,307	80	34	794		137				178		
Karnes	14,942	7,496	876	279		153						35		
Kaufman	35,323	14,126	3,401	4,157		601	75	512						
Kendall	4,517	884	19	137										
Kent	2,655	418	112			56								
Kerr	5,505	2,333	717			39		85						
Kimble	3,261	1,010	226			378								
King	810	35												
Kinney	3,401	1,506	25	18										
Kleberg	(3) 2,462	291	40					94					54	
Knox	9,625	3,772	1,246			298		397						
La Salle	4,747	2,411	199			15		14						
Lamar	46,544	17,384	3,291	2,340		1,409	30	780	169	60			23	
Lamb	540	333	71											
Lampasas	9,532	3,768	1,278	226		443		229						
Lavaca	26,418	16,207	348	876		18		195				80	103	
Lee	13,132	5,794	871	1,285									1,873	
Leon	16,533	12,946	2,015	7,423	62	345		100					21	
Liberty	10,686	2,755	1,047	154		79								
Limestone	34,621	12,344	4,503	1,122	22	825		120						
Lipscomb	2,634	613	90											
Live Oak	3,442	753	270			21							10	
Llano	6,520	1,774	392			196		128						
Loving	249													
Lubbock	3,624	2,739	695			441		212						
Lynn	1,713	1,186	474			119							4	
McCulloch	13,405	3,302	1,167	34		453		220						
McLennan	73,280	35,054	10,241	4,038		615	12	995	505	850			132	
McMullen	1,091	270	20											
Madison	10,318	3,807	1,113		72	866					45		40	
Marion	10,472	5,153	296	1,914			50	44						
Martin	1,549	428	111			116		20						
Mason	5,683	1,662	135			74		55						
Matagorda	13,594	5,238	786	1,599			18	278					15	
Maverick	5,151	5,121												
Medina	13,415	9,659	550	34	57	45		85						
Menard	2,707	624	111			90		40						
Midland	3,464	1,224	514			50		251						
Milam	36,780	19,057	2,608	6,106	23	551		662	135				348	
Mills	9,694	3,101	1,489			173		96						
Mitchell	8,956	3,430	1,403		44	395		90					20	
Montague	25,123	6,230	1,717			1,174		221					42	
Montgomery	15,679	6,912	1,498	3,654	13	137								
Moore	561	250	30					57						
Moore	10,439	4,437	1,281	750		175		160						
Morris	2,396	1,165	548			99								
Motley	27,406	8,752	1,933	1,639		400	63	110						
Nacogdoches	47,070	21,904	4,682	6,034	41	683	52	860		125				
Navarro	10,850	1,147	604	150		30								
Newton	11,999	3,697	1,335			364		130						
Nolan														

¹ New county since 1910; formed from parts of Brooks and Duval in 1913.
² New county since 1910; formed from part of Nueces in 1911.

³ New county since 1910; formed from part of Nueces in 1913.

RELIGIOUS BODIES.

TABLE 63.—NUMBER OF MEMBERS IN SELECTED DENOMINATIONS IN EACH STATE, BY COUNTIES: 1916—Contd.

TEXAS—Continued.

COUNTY.	Popula- tion: 1910.	MEMBERS: 1916.												
		All denomi- nations.	Baptist bodies.			Churches of Christ.	Church of the Living God, C. W. F. F.	Congre- gational Churches.	Disciples of Christ.	German Evan- gelical Synod.	Jewish con- grega- tions.	Latter Day Saints— Church of Jesus Christ.	Lutheran bodies.	
			Baptists.		Primi- tive.								General Coun- cil.	Synod- ical Con- ference.
			Southern Conven- tion.	National Conven- tion.										
Nueces.....	21,955	11,372	1,390	239	198		50	282	40			15	88	
Ochiltree.....	1,602	596	107					30						
Oldham.....	812	187	31											
Orange.....	9,523	3,632	1,029	903				100		69			13	
Palo Pinto.....	19,506	6,063	2,238		11	323		344						
Panola.....	20,424	10,142	1,672	5,324	14			295						
Parker.....	26,331	10,158	3,989	81		1,565		289						
Parmer.....	1,555	360	14				96	100					21	
Pecos.....	2,071	2,592	112			33		38						
Folk.....	17,459	6,115	1,730	2,610		109								
Potter.....	12,424	3,967	897			136	37	500						
Presidio.....	5,218	12,733	67					65						
Rains.....	6,787	1,055	307	117		95								
Randall.....	3,312	1,087	301					75						
Reagan.....	392	102	35			27								
Real.....	(1)	360	232			45								
Red River.....	28,564	11,592	3,367	3,787		470		330					16	
Reeves.....	4,392	1,908	398					214						
Refugio.....	2,814	1,844	136	277		60		20						
Roberts.....	950	717	200			49		75						
Robertson.....	27,454	16,990	2,114	9,473	30	334			32					
Rockwall.....	8,072	3,323	1,102	132		77		337						
Runnels.....	20,858	7,076	2,282	74		786		123	35				14	
Rusk.....	26,946	12,662	2,367	4,687		220	293	298						
Sabine.....	8,582	2,179	1,079	125		137								
San Augustine.....	11,264	1,518	392	159	16	181								
San Jacinto.....	9,542	3,938	776	2,107		169								
San Patricio.....	7,307	3,385	688	20		116		102					13	
San Saba.....	11,245	3,285	1,204			361		194						
Schleicher.....	1,893	812	238			104		36						
Scurry.....	10,924	3,570	1,424		62	292		140						
Shackelford.....	4,201	1,183	284	10		108		65					47	
Shelby.....	26,423	12,078	3,565	2,788		327		885						
Sherman.....	1,376	447	110			25		110						
Smith.....	41,746	22,078	4,699	8,585	30	291		536	50					
Somervell.....	3,931	1,130	619		42	50		60						
Starr.....	13,151	11,235												
Stephens.....	7,980	1,647	534		38	130		103					5	
Sterling.....	1,493	582	158			49		20						
Stonewall.....	5,320	1,346	677		22	212		26						
Sutton.....	1,569	674	70			54								
Swisher.....	4,012	1,382	427			126		50					98	
Tarrant.....	108,572	51,854	9,565	11,052	28	2,825	30	2,541	131	700		40	68	
Taylor.....	26,293	10,054	4,269	200	43	1,069	210	390					25	
Terrell.....	1,430	639	50			25								
Terry.....	1,474	436	184		11	80								
Throckmorton.....	4,563	1,514	567			229		130						
Titus.....	16,422	5,669	2,842	266		593		85						
Tom Green.....	17,882	6,317	2,041	152		532		350						
Travis.....	55,620	27,788	2,406	6,157	11	286	175	933	284	250		745	150	
Trinity.....	12,768	4,250	1,253	929		678								
Tyler.....	10,250	2,113	1,325	194	20		10	70						
Upshur.....	19,960	11,034	2,960	2,631	36	686		145			2,050			
Upton.....	501	59	25					20						
Uvalde.....	11,233	5,957	840			572		248						
Val Verde.....	8,613	5,494	190			64		48						
Van Zandt.....	25,651	9,184	3,659	281	40	524	160	141						
Victoria.....	14,990	7,824	425	1,344		271		56				690		
Walker.....	16,061	8,185	1,507	3,510		75		110					45	
Waller.....	12,138	4,543	844	1,975		164			20					
Ward.....	2,389	325	123					35						
Washington.....	25,561	14,183	725	4,393				240	856				341	
Webb.....	22,503	12,067	150					48						
Wharton.....	21,123	7,891	741	3,619				161				150	55	
Wheeler.....	5,258	1,403	441											
Wichita.....	16,094	6,884	1,528			236		554					198	
Wilbarger.....	12,000	4,379	1,352	40	19	533		280					253	
Willacy.....	(2)	70												
Willamson.....	42,228	19,109	2,847	2,923		608		301	330			385	352	
Wilson.....	17,066	6,939	1,343	198	68	306								
Winkler.....	442													
Wise.....	26,450	10,193	4,261	24		1,097		222					45	
Wood.....	23,417	8,549	3,980	374		425		233						
Yoakum.....	602	115				50								
Young.....	13,657	4,228	1,345		30	379		313					104	
Zapata.....	3,809													
Zavalla.....	1,889	1,992	82			90								
County location un- known ³		1,779	938		320		16		338					

¹ New county since 1910; formed from parts of Bandera, Edwards, and Kerr in 1913.
² New county since 1910; formed from parts of Cameron and Hidalgo in 1911.

³ See explanatory headnote on p. 238.

GENERAL TABLES.

TABLE 63.—NUMBER OF MEMBERS IN SELECTED DENOMINATIONS IN EACH STATE, BY COUNTIES: 1916—Contd.

TEXAS—Continued.

COUNTY.	MEMBERS: 1916.													
	Lutheran bodies—Continued.		Methodist bodies.					Pentecostal Church of the Nazarene.	Presbyterian bodies.			Protestant Episcopal Church.	Roman Catholic Church.	All other bodies.
	Joint Synod of Ohio and Other States.	Synod of Iowa and Other States.	Methodist Episcopal.	Methodist Protestant.	Methodist Episcopal, South.	African Methodist Episcopal.	Colored Methodist Episcopal.		Presbyterian in the U. S. A.	Cumberland Presbyterian.	Presbyterian in the U. S.			
The state.....	2,523	19,187	42,003	7,002	316,812	30,857	28,449	3,821	30,329	6,244	37,900	17,116	402,874	26,305
Anderson.....			145	159	2,479	927	51				432	94	525	215
Andrews.....					140									
Angelina.....			100		934		365	33			123		180	234
Aransas.....					42						33		161	
Archer.....					655				24	67	12		857	78
Armstrong.....					565									
Atascosa.....			69		734	93					28	30	3,321	
Austin.....		945	369		550	757			100			103	4,202	283
Bailey.....					23									
Bandera.....					299						6		441	116
Bastrop.....		200	318		1,581	708		32	240	18		92	1,610	240
Baylor.....		20			999				128				333	
Bee.....	98				631	8					299		6,218	135
Bell.....		213	521	12	5,304	1,045		38	306	6	370	194	1,098	456
Bexar.....	467	670	1,180	20	4,783	766		112	359		1,888	1,705	44,330	898
Blanco.....					409								132	35
Borden.....					88									
Bosque.....		41	80		1,959			88	119	84	132	23	9	1,334
Bowie.....			189		2,651	38	1,098	40	140		595	250	550	1,372
Brazoria.....		14	285		787	739	77	40			312	45	310	164
Brazos.....			474		906	358			54		248	152	3,000	454
Brewster.....					238				50			16	4,674	
Briscoe.....		28			300				89					
Brooks.....					53						15	29	3,000	
Brown.....			56		2,581	115		85	295	20	458	53	100	
Burleson.....		179	345		883	489			30	28	118		990	160
Burnet.....		19	8		754				126	140	30			10
Caldwell.....		140	480	477	1,136	184		30	38		298	65	2,581	4
Calhoun.....					208			15	84		52	143	264	
Callahan.....					1,031			13	165		13	16	40	53
Cameron.....			40		472						193	130	19,417	
Camp.....			89		1,021	145	941				51			
Carson.....		12	123		40				26		17		298	
Cass.....			328	86	1,750	12	1,055	76	40	75			47	940
Castro.....					141						32		380	
Chambers.....			117		155						7			
Cherokee.....			277		3,331	406	1,491	28	296	395	204	18	40	401
Childress.....					1,180			10	93		118	40	68	
Clay.....				103	1,807		12	52	25	204	31		146	
Cochran.....														
Coke.....					530				8		20			
Coleman.....			17		1,994	35		77	122	61	248	33	856	43
Collin.....			130		5,223	45	296	95	966		172	76	312	
Collingsworth.....					809			127						
Colorado.....		325	1,144		681	455			60		6	58	3,698	5
Comal.....			139		65	64							1,570	
Comanche.....					2,757			39			141	30		205
Concho.....					359			34			35		16	
Cooke.....					2,891		344		446	50	198	40	1,644	11
Coryell.....		320	32	325	2,796			54	146		170			
Cottle.....					408						30			
Crane.....														
Crockett.....					170								250	
Crosby.....					490					25	24	10		
Culberson.....					49						33		700	
Dallam.....			175		292				114			30	131	
Dallas.....			1,283		10,851	1,361	1,347	162	3,013	97	3,125	1,848	7,063	1,246
Dawson.....					410				87					
De Witt.....		1,682	309		529	330			84		334	133	3,002	18
Deaf Smith.....	113				436				150				55	
Delta.....				366	849		101	45	87		31		34	120
Denton.....		32	120	32	3,513	138	330	77	857	225			548	41
Dickens.....					457						22	13		
Dimmit.....					325						15		3,350	
Donley.....					1,205		28	38			108	40	43	
Duval.....					64								4,011	
Eastland.....				50	2,897		12	20	106	33	145		7	
Ector.....					95								400	
Edwards.....					102						20			
El Paso.....			580		1,601	156	30	55	1,044		442	592	43,302	225
Ellis.....			265		6,558	1,617	44		1,285	171	766	45	1,417	172
Erath.....				106	2,774	18	28	36	161		54	32	1,212	76
Falls.....		258	908		2,039	383			43		348	35	3,875	205
Fannin.....			50	49	4,883	349	368	63	817	119	200	75	25	286
Fayette.....		1,380	905		643	333					96	17	8,446	143

RELIGIOUS BODIES.

TABLE 63.—NUMBER OF MEMBERS IN SELECTED DENOMINATIONS IN EACH STATE, BY COUNTIES: 1916—Contd.

TEXAS—Continued.

COUNTY.	MEMBERS: 1916.													
	Lutheran bodies— Continued.		Methodist bodies.					Pentecostal Church of the Nazarene.	Presbyterian bodies.			Protes- tant Epis- copal Church.	Roman Catholic Church.	All other bodies.
	Joint Synod of Ohio and Other States.	Synod of Iowa and Other States.	Methodist Episcopal.	Method- ist Prot- estant.	Methodist Episcopal, South.	African Method- ist Epis- copal.	Colored Method- ist Epis- copal.		Presby- terian in the U. S. A.	Cum- berland Presby- terian.	Presby- terian in the U. S.			
Fisher.....					1,307			73	25	46				94
Floyd.....		82			844				36	40	21			36
Foard.....				90	535				35					20
Fort Bend.....			378		375	427			57		25	130		41
Franklin.....				301	430		80		95	60				500
Freestone.....			296	266	1,396	173			270		114			42
Frio.....			51		854				90		9	25		1,307
Gaines.....					110			7			15			169
Galveston.....		1,000	969		1,650	677	68		152		528	829	12,883	1,347
Garza.....		31			442						40	5		4
Gillespie.....		1,722	196		274				58			20	1,360	41
Glasscock.....										24				
Goliad.....		333	295		420						73	95	3,975	
Gonzales.....	84		872		2,096	278		13	242		203	103	7,119	36
Gray.....					500			23	38			6		
Grayson.....			409		6,371	261	1,293	255	1,529	36	552	454	1,532	592
Gregg.....			51		1,150	71	1,665			163	349	25	175	121
Grimes.....			990		999	43			40		370		1,865	359
Guadalupe.....	779		510	100	754	30			100		90		500	54
Hale.....		53			1,424				313	28		39	87	42
Hall.....					1,289			48	243					15
Hamilton.....		149	150	155	1,657			18	26		127	42	31	20
Hansford.....					148									39
Hardeman.....					996			5	108	32	28	29	23	
Hardin.....			5		901	138	82	11			89		50	64
Harris.....		416	3,481		6,653	1,345	479		904		3,601	1,786	16,631	1,246
Harrison.....			1,445		1,690	60	1,024			352	469	226	350	
Hartley.....					120									
Haskell.....		159			1,531			42	46		131	5		19
Hays.....				23	1,484	450		14	171		265	82	5,680	22
Hemphill.....					443				171				192	
Henderson.....				77	2,285	611	673		235	32				194
Hidalgo.....	28	13	17		611						139		12,425	
Hill.....		94	270	63	5,229	617		62	579	249	650	64	562	111
Hockley.....														
Hood.....				54	1,254	1	53		320		5			
Hopkins.....			64	113	4,211	9	176	12	207	178	89	22	44	
Houston.....			296	157	1,715	281	900		77		288			114
Howard.....					931						144	87		
Hunt.....			81	235	7,237	39	555	263	329		367	62	117	257
Hutchinson.....														
Irion.....				44	147									
Jack.....					1,014		6		76	12			32	77
Jackson.....		40	326		568						216	35	992	
Jasper.....			168		836	100	664	17						33
Jeff Davis.....					74				82			5	984	
Jefferson.....			637		3,016	556	180	35	75		562	267	3,981	432
Jim Hogg.....					25								660	
Jim Wells.....	84	24			285						109		2,800	
Johnson.....			46	30	4,401	135	60		370		354	116	475	583
Jones.....		23			2,935			193	295	29	207	25		4
Karnes.....		223	140	80	959	54					95	73	4,499	
Kaufman.....			109	51	3,167	397	355		482	195	70	140	320	94
Kendall.....			46		85			16			6	120	455	
Kent.....					227				23					
Kerr.....		64	48		434						97	100	749	
Kimble.....		27			300							17	45	17
King.....					35									
Kinney.....		46			48			13				81	1,275	
Kleberg.....			75		348						173	50	1,337	
Knox.....					1,330			5	23			18	432	23
La Salle.....					220						61		1,902	
Lamar.....			717	318	5,855	78	482	74	716	42	389	168	395	131
Lamb.....					70									109
Lampasas.....			60		964				234			36	200	98
Lavaca.....		643			890	192		40			138		12,308	89
Lee.....		382	106		383	357		19			86		325	107
Leon.....			983	130	1,399	384			69					15
Liberty.....			77		489	96	48					15	750	
Limestone.....			1,172	401	2,688	856	25		365		122	5	65	55
Lipscomb.....					205				9			44		265
Live Oak.....		25			187						8		232	
Llano.....		143	15	86	571					60		84	50	
Loving.....														
Lubbock.....		22			943			28		113	68	17	200	

GENERAL TABLES.

TABLE 63.—NUMBER OF MEMBERS IN SELECTED DENOMINATIONS IN EACH STATE, BY COUNTIES: 1916—Contd.

TEXAS—Continued.

COUNTY.	MEMBERS: 1916.															
	Lutheran bodies—Continued.		Methodist bodies.					Pentecostal Church of the Nazarene.	Presbyterian bodies.			Protestant Episcopal Church.	Roman Catholic Church.	All other bodies.		
	Joint Synod of Ohio and Other States.	Synod of Iowa and Other States.	Methodist Episcopal.	Methodist Protestant.	Methodist Episcopal, South.	African Methodist Episcopal.	Colored Methodist Episcopal.		Presbyterian in the U. S. A.	Cumberland Presbyterian.	Presbyterian in the U. S.					
Lynn.....		21			532				36							
McCulloch.....				87	602			14	230			20		475		
McLennan.....		157	1,687		7,273	1,202	51	81	570		1,056	723		4,176	690	
McMullen.....														250		
Madison.....			250		1,007				32		12					370
Marion.....			1,827		547	39	222		42	33	6	25	94		14	
Martin.....					162				6		13					
Mason.....		250	335		663				23				80		42	
Matagorda.....					774	89	35				496	241	907			
Maverick.....					108	7					100		4,906			
Medina.....	175	338	69		773			32			29		7,472			
Menard.....					97				44			47	145		50	
Midland.....					350						52	7				
Milam.....		320	420	94	2,149	1,400		57			351	33	3,528		272	
Mills.....		355		11	785			21	60				28		83	
Mitchell.....		35			1,044	10	32			98	100	35	124			
Montague.....				242	1,944			115	136	258	105		170		156	
Montgomery.....			185		834	396	71						40		114	
Moore.....					173											
Morris.....			295		1,152	18	593			13						
Motley.....					518											
Nacogdoches.....			17		1,867		1,223		253		60	107	786		244	
Navarro.....			429	540	5,686	831	394		307	226	419	162	238		195	
Newton.....							303									
Nolan.....					1,281			15	97	51	195	19	206			
Nueces.....		50	38		1,545	16					467	245	6,654		55	
Ochiltree.....					409										50	
Oldham.....					122				7				27			
Orange.....			203		500		160				352	28	303		22	
Palo Pinto.....					1,971	48	169	40	158		250	37	438		41	
Panola.....			299		1,893		573		60							
Parker.....				126	2,680	22	232	35	278	245	170	27	400		19	
Parmer.....					89							16	24			
Pecos.....					299						60	20	2,000		30	
Polk.....			483		742	38	41				289		45		28	
Potter.....		14			1,136		40	8	563			190	435		11	
Presidio.....					391				30			30	12,150			
Rains.....					435	47	12	11	31							
Randall.....					460				140			6	105			
Reagan.....					40											
Real.....					83											
Red River.....			675		1,853		33		326	128	114	20	305		168	
Reeves.....					489		11			16	124	14	640		2	
Refugio.....		20			21			13			87		1,210			
Roberts.....					290				71						32	
Robertson.....			714		1,221	275	8	57			60	99	2,220		353	
Rockwall.....					1,475	58			120						22	
Runnels.....		125	40	42	1,893	40		86	321	36	131	35	931		82	
Rusk.....					2,254		1,598		323	159	79				384	
Sabine.....			205		545		35	21							32	
San Augustine.....			23		306		200				100	60	50		31	
San Jacinto.....			180		454	203					49					
San Patricio.....					827						173		1,392		54	
San Saba.....				116	1,051			28		104	58	18	122		29	
Schleicher.....					201						33		200			
Scurry.....					1,295			10	204	12		9	122			
Shackelford.....					408		28		122		12	13			86	
Shelby.....			315		3,314		597		150		31				106	
Sherman.....					192						10					
Smith.....			6	68	3,687	233	2,340	10		78	504	154	210		597	
Somervell.....					359											
Starr.....					80								11,155			
Stephens.....					754				12	67	4					
Sterling.....					257						38		60			
Stonewall.....		40			332			20	17							
Sutton.....					220							30				
Swisher.....					483						44		38			
Tarrant.....			968	191	10,694	597	550		1,393	199	2,274	902	5,986		905	
Taylor.....			15	36	2,744		108	73	232		8	172	625		45	
Terrell.....					32						30	2	500			
Terry.....					161											
Throckmorton.....					430	58					100					
Titus.....				230	1,107	64	150				215		42		75	
Tom Green.....			44	129	1,511	158	22		210	45	434	106	500		19	
Travis.....		1,071	1,440	90	3,961	847	48	24	410	98	888	430	6,876		208	

RELIGIOUS BODIES.

TABLE 63.—NUMBER OF MEMBERS IN SELECTED DENOMINATIONS IN EACH STATE, BY COUNTIES: 1916—Contd.

TEXAS—Continued.

COUNTY.	MEMBERS: 1916.														
	Lutheran bodies— Continued.		Methodist bodies.					Pentecostal Church of the Nazarene.	Presbyterian bodies.			Protes- tant Epis- copal Church.	Roman Catholic Church.	All other bodies.	
	Joint Synod of Ohio and Other States.	Synod of Iowa and Other States.	Methodist Episcopal.	Method- ist Prot- estant.	Methodist Episcopal, South.	African Method- ist Epis- copal.	Colored Method- ist Epis- copal.		Presby- terian in the U. S. A.	Cum- berland- Presby- terian.	Presby- terian in the U. S.				
Trinity.....					620	121	409				154				86
Tyler.....			202		283						9				
Upshur.....			206	70	1,510	73	424	16		98	16				113
Upton.....					14										
Uvalde.....		84			822	71					232	123	2,965		
Val Verde.....			27		453	8					93	59	4,551		1
Van Zandt.....				273	3,024	2	319	22	576	40	36				87
Victoria.....	128		256		617	71					314	179	3,439		4
Walker.....			577		968	184					205	126	766		112
Waller.....			535		533	100	264		15				98		
Ward.....					60						99	8			
Washington.....		2,905	282		463	1,410					44	96	2,345		55
Webb.....					244						257	156	11,181		31
Wharton.....		65	137		573	120		15			179	50	1,696		330
Wheeler.....					789			25	48			8			92
Wichita.....		62	210		2,157	71	42	17	488	10	125	86	970		130
Wilbarger.....		66			1,583		9		125		54		53		12
Willacy.....					3,719	820					123				
Williamson.....		1,120	745		1,456	24		15	21	263	823	148	3,227		375
Wilson.....	324		107								46		3,061		
Winkler.....															
Wise.....				108	3,555	42		46	55	343	167				228
Wood.....			299		2,591	178	217	34			60		146		12
Yoakum.....					65										
Young.....					1,616					115	309	17			
Zapata.....															
Zavalla.....					233									1,587	
County location un- known ¹			23	10		76									58

¹ See explanatory headnote on p. 238.

GENERAL TABLES.

TABLE 63.—NUMBER OF MEMBERS IN SELECTED DENOMINATIONS IN EACH STATE, BY COUNTIES: 1916—Contd.

UTAH.

COUNTY.	Popula- tion: 1910.	MEMBERS: 1916.												
		All denomi- nations.	Bap- tists— North- ern Con- vention.	Congre- gational Churches.	Dis- ciples of Christ.	Eastern Orthodox Churches —Greek (Hollen- ic).	Jewish congre- gations.	Latter Day Saints.		Methodist Episcopal Church.	Presby- terian Church in the U. S. A.	Protes- tant Epis- copal Church.	Roman Catholic Church.	All other bodies.
								Church of Jesus Christ.	Reorgan- ized Church of Jesus Christ.					
The state.....	373,351	280,848	1,305	1,616	318	2,000	670	257,719	563	1,848	2,254	1,469	10,000	1,086
Beaver.....	4,717	3,350						3,280		33			37	
Box Elder.....	13,894	13,894	35					13,629		134	26			15
Cache.....	23,062	21,568						21,389		70	59	32		18
Carbon.....	8,624	5,103						2,996		59		48		
Davis.....	10,191	9,955		14		2,000		9,917			24			
Duchesne.....	(¹)	5,398						5,322			50	26		
Emery.....	6,750	5,406						5,213			182			11
Garfield.....	3,660	4,242						4,242						
Grand.....	1,695	601	26					575						
Iron.....	3,933	4,481						4,436			45			
Juab.....	10,702	10,018	14	22				9,331		74	6	31	500	40
Kane.....	1,652	1,960						1,960						
Millard.....	6,118	6,549						6,506			34			9
Morgan.....	2,467	1,698						1,698						
Plute.....	1,734	476						476						
Rich.....	1,883	1,151						1,151						
Salt Lake.....	131,426	81,955	908	1,090	276		600	69,276	325	961	1,049	879	5,823	768
San Juan.....	2,377	1,149						1,149						
Sanpete.....	16,704	15,719						15,581		12	126			
Sevier.....	9,775	8,874						8,803		25	46			
Summit.....	8,200	5,585		82				4,558		50		58	800	37
Tooele.....	7,924	3,323						3,022		51			250	
Uinta.....	7,050	4,208		80				4,025				100		
Utah.....	37,942	28,062	54	115				27,431	132	59	133	30	90	18
Wasatch.....	8,920	3,967						3,967						
Washington.....	5,123	5,235						5,226			9			
Wayne.....	1,749	1,790						1,790						
Weber.....	35,179	25,186	268	213	42		70	20,767	106	320	465	265	2,500	170

¹ New county since 1910; formed from part of Wasatch in 1915.

VERMONT.

COUNTY.	Popula- tion: 1910.	MEMBERS: 1916.													
		All denomi- nations.	Advent Chris- tian Church.	Bap- tists— North- ern Con- vention.	Congre- gational Churches.	Inde- pendent churches.	Jewish congre- gations.	Methodist Episcopal Church.	Presbyterian bodies.		Protes- tant Epis- copal Church.	Roman Catholic Church.	Unita- rians.	Univer- salists.	All other bodies.
									Welsh Calvin- istic Meth- odist.	United Presby- terian.					
The state.....	355,956	145,682	1,040	9,797	22,912	824	590	16,808	591	582	6,000	78,178	1,833	2,270	4,257
Addison.....	20,010	7,581	35	647	1,609			966			298	3,823			203
Bennington.....	21,378	9,953		928	1,215	40		1,148			569	5,753			300
Caledonia.....	26,031	10,097	49	861	2,361			1,588		362	296	4,052		189	339
Chittenden.....	42,447	24,274	36	1,103	2,329	78	550	1,463			1,164	16,152	750	34	615
Essex.....	7,384	2,606		20	252			399			149	1,766		20	
Franklin.....	29,866	14,744		538	1,082	143		2,036			828	9,936		137	44
Grand Isle.....	3,761	1,940			127			131			31	1,651			
Lamoille.....	12,585	2,669	97		740	100		719				762	100		151
Orange.....	18,703	4,454	140	251	2,135	147		885			54	574		142	126
Orleans.....	23,337	9,089	187	533	1,637	75		1,522		220	162	4,595		97	61
Rutland.....	48,139	24,497	258	1,777	2,863	211		1,620	591		1,010	15,017		202	948
Washington.....	41,702	14,265	86	466	1,913	5	40	1,861			619	7,451	800	342	682
Windham.....	26,932	9,937	111	1,837	2,358	25		726			367	3,580	183	547	203
Windsor.....	33,681	9,548	41	808	2,291			1,744			453	3,066		560	585
County location un- known ¹		28		28											

¹ See explanatory headnote on p. 238.

TABLE 63.—NUMBER OF MEMBERS IN SELECTED DENOMINATIONS IN EACH STATE, BY COUNTIES: 1916—Contd.

VIRGINIA.

COUNTY.	Popula- tion: 1910.	MEMBERS: 1916.													
		All denomi- nations.	Baptist bodies.				Brethren, Ger- man Baptist (Dunkers).		Chris- tian Church (Chris- tian Conven- tion).	Disciples of Christ.	East- ern Ortho- dox Church- es— Greek (Helle- nic).	Jewish congre- gations.	Latter Day Saints— Church of Jesus Christ.	Luther- an— United Synod, South.	Men- nonite Church.
			Baptists.		Regu- lar.	Primi- tive.	Church of the Brethren (Con- serva- tive).	Breth- ren Church (Pro- gres- sive).							
			Southern Conven- tion.	National Conven- tion.											
The state.....	2,061,612	949,136	170,151	276,630	3,094	9,314	12,712	1,675	13,558	34,220	1,840	2,690	1,540	14,610	1,668
Accomac.....	36,650	14,971	3,559	1,299		10									
Albemarle.....	29,871	11,793	2,389	4,938						157			249		
Alexandria.....	10,231	3,728	508	847						83					
Alleghany.....	14,173	5,481	559	1,234			57	32		349					
Amelia.....	8,720	4,871	564	2,527						86					
Amherst.....	18,932	8,699	1,407	3,056			400			122					
Appomattox.....	8,904	5,845	1,975	2,286											
Augusta.....	32,445	15,867	1,017	1,241			1,436	25						1,668	180
Bath.....	6,538	2,164	258	187			53			45					
Bedford.....	29,549	12,371	3,755	3,478		21	144	31		65					
Bland.....	5,154	1,867								134				99	
Botetourt.....	17,727	7,926	2,305	1,546			770	35		59				553	
Brunswick.....	19,244	10,591	773	2,665						276					
Buchanan.....	12,334	2,175	454		211	449				253					
Buckingham.....	15,204	8,739	1,653	5,618											
Campbell.....	23,043	10,911	2,192	3,225						105					
Caroline.....	16,596	8,633	3,205	3,746						220					
Carroll.....	21,116	4,192	391			1,126	135			1,032				98	
Charles City.....	5,253	2,709	315	2,154											
Charlotte.....	15,785	8,017	1,790	4,002											
Chesterfield.....	21,299	7,553	1,892	3,355											
Clarke.....	7,468	2,553	380	257	7										
Craig.....	4,711	1,331	79	30						832					
Culpeper.....	13,472	7,565	1,964	3,624										41	
Cumberland.....	9,195	5,975	474	4,352			72								
Dickenson.....	9,199	567	99		127	289									
Dinwiddie.....	15,442	7,303	331	4,050	73				55	150					
Elizabeth City.....	21,225	10,110	1,176	5,030						242	45				
Essex.....	9,105	5,663	1,353	3,279			80			223					
Fairfax.....	20,536	6,872	792	1,450	42	143	231			75					
Fauquier.....	22,526	9,367	2,626	3,153		148	116								
Floyd.....	14,092	3,885	150	99		777	1,121			259				253	
Fluvanna.....	8,323	4,286	1,603	1,585						49					
Franklin.....	26,480	7,589	1,277	700		633	954			578					
Frederick.....	12,787	3,996	63			19	87			369				536	
Giles.....	11,623	4,987	316	719						971			402	155	
Gloucester.....	12,477	8,386	1,257	5,533											
Goochland.....	9,237	4,982	1,080	2,806						332					
Grayson.....	19,856	7,541	1,659	429	149	616	38			115					
Greene.....	6,937	2,955	347	1,009					246	150					
Greensville.....	11,890	6,112	465	3,806					333						
Halifax.....	40,044	19,879	5,438	8,254		100			624						45
Hanover.....	17,200	8,295	2,048	2,232						1,284					
Henrico.....	23,437	4,850	1,757	1,919		13				24					
Henry.....	18,459	5,885	773	1,061		403	24			1,613					
Highland.....	5,317	2,276					53								
Isle of Wight.....	14,929	8,102	1,759	2,977					803						
James City.....	6,338	3,039	211	2,150						80					
King and Queen.....	9,576	7,575	3,146	3,547						347					
King George.....	6,378	3,124	1,326	1,201											
King William.....	8,547	4,495	972	2,336						353					
Lancaster.....	9,752	6,067	1,428	2,706											
Lee.....	23,840	6,920	2,091	92	340	25	18			930					
Loudoun.....	21,167	7,894	1,068	1,120		90									
Louisa.....	16,578	8,837	2,144	3,872			62			1,212					
Lunenburg.....	12,780	5,713	696	2,239			30	20		1,143					
Madison.....	10,055	4,751	1,071	1,362	113	61				240				374	
Mathews.....	8,922	5,465	994	1,713						373					
Mecklenburg.....	28,956	14,780	3,247	5,680					314	99					
Middlesex.....	8,852	4,941	597	3,056						185					
Montgomery.....	17,268	8,077	831	2,010		38	100			659				675	
Nansemond.....	26,886	14,040	1,582	5,699					4,129						
Nelson.....	16,821	7,406	2,741	1,742			99			623					
New Kent.....	4,682	1,710	563	800											
Norfolk.....	52,744	11,246	2,063	4,043					376	4,043					75
Northampton.....	16,672	7,998	898	2,295					25						
Northumberland.....	10,777	6,622	1,592	3,015											
Nottoway.....	13,462	7,655	856	4,209			23			165					
Orange.....	13,486	6,723	2,435	1,989			18			769					
Pago.....	14,147	5,289	717	253	107	282	525		423	340				868	
Patrick.....	17,195	3,492	399	164		1,108	225			224					
Pittsylvania.....	50,709	17,224	4,862	6,207		425	15			911					
Powhatan.....	6,099	3,056	757	3,179						67					
Prince Edward.....	14,266	9,435	1,258	5,016						311					
Prince George.....	7,848	4,590	198	2,309					64						

GENERAL TABLES.

TABLE 63.—NUMBER OF MEMBERS IN SELECTED DENOMINATIONS IN EACH STATE, BY COUNTIES: 1916—Contd.

VIRGINIA—Continued.

COUNTY.	Popula- tion: 1910.	MEMBERS: 1916.													
		All denomi- nations.	Baptist hodies.				Brethren, Ger- man Baptist (Dunkers).		Chris- tian Church (Chris- tian Conven- tion).	Disciples of Christ.	East- ern Ortho- dox Church- es— Greek (Hel- lenic).	Jewish congre- gations.	Latter Day Saints— Church of Jesus Christ.	Luther- an— United Synod, South.	Men- nonite Church.
			Baptists.		Regu- lar.	Primi- tive.	Church of the Brethren (Con- serva- tive).	Breth- ren Church (Pro- gres- sive).							
			Southern Conven- tion.	National Conven- tion.											
Prince William.....	12,026	4,346	776	980	34	430	70
Princess Anne.....	11,526	4,935	806	1,410	136
Pulaski.....	17,246	4,536	310	223	245	682	100
Rappahannock.....	8,044	3,307	1,436	737	307	92	50	60
Richmond.....	7,415	4,094	1,152	1,265	132
Roanoke.....	19,623	9,097	3,356	1,163	296	365	60	538	394	439
Rockbridge.....	21,171	9,193	1,136	543	198	495	220
Rockingham.....	34,903	18,042	580	398	88	3,615	368	736	80	675	1,209
Russell.....	23,474	4,682	944	55	506	140
Scott.....	23,314	5,000	400	809	187	197	12
Shenandoah.....	20,942	11,071	27	78	53	558	649	310	1,438	3,206
Smyth.....	20,326	7,481	1,330	219	125	100	36	328	483
Southampton.....	26,302	14,148	2,825	5,857	3	895
Spotsylvania.....	9,935	4,242	2,056	1,360	223
Stafford.....	8,070	2,362	1,087	287	39
Surry.....	9,715	5,707	744	3,136	255
Sussex.....	13,664	8,027	852	3,957	808
Tazewell.....	24,946	8,461	355	484	172	1,520	197
Warren.....	8,589	2,901	559	156	17	120	80	21
Warwick.....	6,041	1,095	233	498	160	159
Washington.....	32,830	10,194	1,501	419	138	50	1,195	184
Westmoreland.....	9,313	5,514	779	1,686	277
Wise.....	34,162	5,699	719	690	336	232	248
Wythe.....	20,372	9,124	343	89	34	716	1,315
York.....	7,757	3,585	205	1,532	175
County location un- known ¹	1,178	241	223	86
INDEPENDENT CITIES.															
Alexandria city.....	15,329	7,542	982	1,575	35
Bristol city.....	6,247	3,756	564	423	17
Brunswick city.....	3,245	1,663	300	300	175	177	41
Charlottesville city.....	6,765	6,925	1,065	2,537	300	25
Clifton Forge city.....	5,748	3,064	638	326
Danville city.....	19,020	10,113	2,235	2,886	68	70	275	60
Fredericksburg city.....	5,874	3,463	1,156	697	55
Hopewell city.....	(²)	2,685	200	77	1,540	35
Lynchburg city.....	29,494	17,194	1,703	5,087	10	746	72
Newport News city.....	20,205	11,918	2,034	3,112	432	880	250	153
Norfolk city.....	67,452	37,334	5,302	7,696	18	1,575	613	1,140	180
Petersburg city.....	24,127	18,045	2,432	7,796	190
Portsmouth city.....	33,190	21,274	3,881	7,318	273	75
Radford city.....	4,202	1,476	187	40	77
Richmond city.....	127,628	82,944	16,873	24,361	2,996	300	1,000	469
Roanoke city.....	34,874	20,010	4,054	3,541	520	128	595	572
Staunton city.....	10,604	7,326	624	1,649	60	20	233
Winchester city.....	5,864	3,804	199	126	496

COUNTY.	MEMBERS: 1916.													
	Methodist hodies.						Presbyterian hodies.			Protestant Episcopal Church.	Re- formed Church in the U. S.	Roman Catholic Church.	United Brethren in Christ.	All other hodies.
	Methodist Episcopal.	Method- ist Prot- estant.	Methodist Episcopal, South.	African Method- ist Epis- copal.	African Method- ist Epis- copal Zion.	Colored Method- ist Epis- copal.	Re- formed Zion Union Apos- tolic.	Presby- terian in the U. S. A.	Presby- terian in the U. S.					
The state.....	22,526	4,028	202,648	13,581	9,199	2,717	3,821	2,449	49,186	33,593	2,440	36,671	8,270	14,305
Accomac.....	2,424	1,495	4,963	738	261	179	23	20
Albemarle.....	2,721	14	482	750	21	50	22
Alexandria.....	182	361	433	82	209	263	660	100
Alleghany.....	428	1,550	771	123	219	159
Amelia.....	50	843	399	323	65	14
Amherst.....	2,976	25	380	314	12	7
Appomattox.....	1,313	250	21
Augusta.....	361	2,798	138	4,209	69	278	1,557	840
Bath.....	52	582	886	21	50	30
Bedford.....	222	3,643	38	581	327	48	18

¹ See explanatory headnote on p. 238.

² Incorporated and made independent of Prince George County, July 1, 1916.

RELIGIOUS BODIES.

TABLE 63.—NUMBER OF MEMBERS IN SELECTED DENOMINATIONS IN EACH STATE, BY COUNTIES: 1916—Contd.

VIRGINIA—Continued.

COUNTY.	MEMBERS: 1916.													
	Methodist bodies.							Presbyterian bodies.		Protestant Episcopal Church.	Reformed Church in the U. S.	Roman Catholic Church.	United Brethren in Christ.	All other bodies.
	Methodist Episcopal.	Methodist Protestant.	Methodist Episcopal, South.	African Methodist Episcopal.	African Methodist Episcopal Zion.	Colored Methodist Episcopal.	Reformed Zion Union Apostolic.	Presbyterian in the U. S. A.	Presbyterian in the U. S.					
Bland	33		1,483		23				95					
Botetourt	229		1,858						443			32		
Brunswick		326	2,812		525	80	2,190	64	169					
Buchanan	36		361						200					205
Buckingham			1,116						304					
Campbell	270	78	4,002	19	52	271			603	94				
Caroline			1,071						30	141		165		55
Carroll	156		801						165					288
Charles City			172						40	28				
Charlotte			1,066	63				243	765	38		50		
Chesterfield		70	1,770		170				126	46		54		70
Clarke			1,051	102					140	526				90
Craig	48		336						6					
Culpeper			1,317						195	340		84		
Cumberland			795						200	41				41
Dickenson			51							1				
Dinwiddie		78	1,976		111				66	195		203		15
Elizabeth City	58	106	1,092	271					230	660		1,200		
Essex			515						183					30
Fairfax	646	201	1,371			25		308	61	618		813		96
Fauquier			1,930						264	783		275		72
Floyd	556		439						105					122
Fluvanna	60		802						61	106		20		
Franklin	448		1,873	369					245	201				306
Frederick			1,942						249	20	32		591	88
Giles	100		2,137						155	19				13
Gloucester			1,177						170	197				52
Goochland			1,512						72	54				126
Grayson	987		3,342	17		69			38					82
Greene			915							248			40	
Greensville		237	795		75		73		151	139				38
Halifax			2,781			1,444		57	611	417				108
Hanover			1,944						370	332		85		
Henrico			458						130	263		150		136
Henry			900	47				210	170	72				612
Highland	112		1,089	76					494			8	264	180
Isle of Wight			1,361	1,097	19					70				16
James City			296						92	166				44
King and Queen			487							10				38
King George			421							126		50		
King William			415							69		288		62
Lancaster	140		1,498						91	107		75		22
Lee	1,081		2,056		109			34	117	11		16		
Loudoun	1,211		2,149			45			478	515	139	120		959
Louisa			1,050						114	167		206		10
Lunenburg			1,146		52				127	160				100
Madison			1,467						16	26				21
Mathews			2,253							72				60
Mecklenburg			2,833	123		47	1,159	62	292	800				124
Middlesex			996							59				48
Montgomery	593		1,952	75					606	143				395
Nansemond			1,456	561	111				94	266		47		95
Nelson			1,793						228	180				
New Kent			315						32					
Norfolk	62		2,210	554	1,339				60	44		225		195
Northampton	442		2,070	1,571					231	262		204		
Northumberland		429	1,488							98				
Nottoway			1,456		40		35	120	558	169				24
Orange			894						287	299		45		27
Page			1,056							129		20	269	300
Patrick			1,201					34	76					61
Pittsylvania	318		3,207	106				21	603	433				116
Powhatan			257						128	138		530		
Prince Edward			1,515	190					1,001	80				64
Prince George		72	814		215		75		80	180		354		229
Prince William	203		884					65	209	364		142	164	25
Princess Anne	54		1,569	534	21				193	92		40		172
Pulaski	491		1,393		206				615	92				179
Rappahannock			588							37				
Richmond			1,387						71	87				
Roanoke	274		1,566	167					315	133				31
Rockbridge	471		1,560						3,841	145		25		559
Rockingham	519		3,033						1,554	303	682	280	3,523	292
Russell	894		1,802		142					39		160		
Scott	1,139		2,104	50					35			10		57
Shenandoah	192		2,027						252	49	1,086	65	709	372
Smyth	170		3,925		118				443	188				16
Southampton			2,915	83	1,201									369
Spotsylvania			556							47				
Stafford			685						80	80				104
Surry	80	193	412	170	608					89		20		
Sussex			1,035		1,215				3	49		41		67
Tazewell	503		4,239						403	80		400		108

GENERAL TABLES.

TABLE 63.—NUMBER OF MEMBERS IN SELECTED DENOMINATIONS IN EACH STATE, BY COUNTIES: 1916—Contd.

VIRGINIA—Continued.

COUNTY.	MEMBERS: 1916.													
	Methodist bodies.							Presbyterian bodies.		Protestant Episcopal Church.	Reformed Church in the U. S.	Roman Catholic Church.	United Brethren in Christ.	All other bodies.
	Methodist Episcopal.	Methodist Protestant.	Methodist Episcopal, South.	African Methodist Episcopal.	African Methodist Episcopal Zion.	Colored Methodist Episcopal.	Reformed Zion Union Apostolic.	Presbyterian in the U. S. A.	Presbyterian in the U. S.					
Warren			1,121			195			176	115		45	266	30
Warwick			20				5							
Washington	1,232	25	3,464	45	221			1,460		117		21		122
Westmoreland			1,289							257		1,200		20
Wise	513		2,084			276			233	45		283		
Wythe	382		4,292	438		109	19		565	285		303		234
York			1,655							18				
County location unknown ¹			628											
INDEPENDENT CITIES.														
Alexandria city	519	157	920						516	940		1,600		298
Bristol city	240		1,653		80				419	140				
Buena Vista city			302						325	23		20		
Charlottesville city	30		1,689						614	442		157		66
Clifton Forge city			646						488	50		233		
Danville city			2,542	194				144	851	480		162		146
Fredericksburg city			609						350	366		225		5
Hopewell city			140						143			550		
Lynchburg city	1,074	150	3,739	140		130	20		1,860	938		1,335		190
Newport News city	78		1,592	250	95		21	100	781	436		1,500		204
Norfolk city	93		6,303	2,837		999	330	227	2,211	3,127		4,100		583
Petersburg city			3,307			825	62		1,136	1,434		700		93
Portsmouth city			3,666	1,300		50		36	300	784		3,150		321
Radford city	389		639						144					
Richmond city	380		12,021	573	110			96	4,498	6,382		10,776		2,109
Roanoke city	344		4,670	326				153	1,544	1,069		1,800	195	381
Staunton city	599		1,100	130					1,683	434		356	400	38
Winchester city	408		926	150					491	202		400	242	59

¹ See explanatory headnote on p. 238.

WASHINGTON.

COUNTY.	Population: 1910.	MEMBERS: 1916.													
		All denominations.	Adventist—Seventh-day.	Baptists—Northern Convention.	Churches of Christ.	Congregational Churches.	Disciples of Christ.	Eastern Orthodox Churches—Greek (Hellenic).	Evangelical Association.	Jewish congregations.	Latter Day Saints (2 bodies).	Lutheran bodies.			
												General Council.	Synodical Conference.	Norwegian Lutheran Church.	United Norwegian Church.
The state	1,141,990	283,709	3,944	17,738	1,194	16,137	17,521	1,500	1,586	2,950	1,787	3,699	2,740	3,725	2,734
Adams	10,920	2,449		31		852	156						48		
Asotin	5,831	1,557		162			414						48		85
Benton	7,937	2,028	18	219	27	179	138		15				181	33	
Chehalis	15,104	4,450	102	415	175	61	455						58		
Clallam	6,755	1,064	35	38		124									24
Clarke	26,115	6,771	425	248		171	461				46	191	81		
Columbia	7,042	1,478	30	145		168	695								
Cowlitz	12,561	1,856	72	91	15	62	225								
Douglas	9,227	1,761		71			279				32		59		
Ferry	4,800	511					60								
Franklin	5,153	913	13	39		52	88						30		
Garfield	4,199	1,139	11	81		90	275								
Grant	8,698	1,424	16	63		169			83				60		17
Grays Harbor ¹	35,590	5,714	84	322	125	223	325			10		58	10	83	140
Island	4,704	775	9			95	20								45
Jefferson	8,337	747	27	66											24
King	284,638	79,834	553	4,150	45	4,559	1,950	1,500	137	2,100	601	991	165	742	534
Kitsap	17,647	3,186	96	363	10	83	143					33	6	155	311
Kittitas	18,561	4,900	29	168			344				17	35	91		
Klickitat	10,180	1,553		32	84		150						11		
Lewis	32,127	6,792	109	639	69	63	302		99		142	133	22		
Lincoln	17,539	4,778		129		455	368		133				61	25	44
Mason	5,156	473	36	50		7									
Okanogan	12,887	2,811	39	57	48	180			25				90		
Pacific	12,532	2,383	24	381		56	51					25		60	45
Pend Oreille	(2)	653		48		217									
Pierce	120,812	30,619	230	1,895		1,268	1,432		135	575	96	802	462	663	467
San Juan	3,603	253	14			22									
Skagit	29,241	5,887	149	778		138	173					282	8	334	78
Skamania	2,887	239				67									

¹ Name changed from Chehalis in 1915.

² New county since 1910; formed from part of Stevens in 1911.

RELIGIOUS BODIES.

TABLE 63.—NUMBER OF MEMBERS IN SELECTED DENOMINATIONS IN EACH STATE, BY COUNTIES: 1916—Contd.

WASHINGTON—Continued.

COUNTY.	Popula- tion: 1910.	MEMBERS: 1916.													
		All denomi- nations.	Advent- ist— Seventh- day.	Baptists- Northern Con- vention.	Churches of Christ.	Congre- gational Churches.	Disciples of Christ.	Eastern Orthodox Churches — Greek (Hellen- ic).	Evan- gelical Asso- ciation.	Jewish congre- gations.	Latter Day Saints (2 bodies).	Lutheran bodies.			
												General Council.	Synod- ical Confer- ence.	Norwegian Lutheran Church.	
												Synod for Nor- wegian Church.	United Nor- wegian Church.		
Snohomish.....	59,209	12,768	143	1,056	136	897	310	42			198	454	878	330	
Spokane.....	139,401	37,236	271	2,228	136	3,058	2,333	371	225	821	514	277	122	342	
Stevens.....	25,297	4,778	70	252		304	215						22	19	
Thurston.....	17,581	3,128	46	275		101	212				89	24			
Wahkiakum.....	3,285	554	14			27					16		22		
Walla Walla.....	31,931	9,968	614	397	10	663	1,405	15				93			
Whatcom.....	49,511	13,011	186	1,169	42	430	808	164	40		221	129	476	229	
Whitman.....	33,280	9,645	154	883	367	631	1,426	43		32		37			
Yakima.....	41,709	13,599	325	797	11	578	2,308	314			111	235	110		
County location un- known ¹		24													

COUNTY.	MEMBERS: 1916.													
	Lutheran bodies— Continued.		Methodist bodies.		Pente- costal Church of the Naza- renc.	Presbyterian bodies.		Protes- tant Episcopal Church.	Roman Catholic Church.	Salva- tion Army.	Spirit- ualists— (National Associa- tion).	Uni- tarians.	United Brethren in Christ.	All other bodies.
	Joint Synod of Ohio and Other States.	Lutheran Free Church (Norwe- gian).	Methodist Episcopal.	Free Method- ist.		Presby- terian in the U. S. A.	United Presby- terian.							
The state.....	4,461	1,126	40,020	1,680	976	28,435	2,124	10,881	97,418	1,000	1,180	2,176	1,059	13,918
Adams.....	557		407	30		102	27	16	180					73
Asofin.....			402	16	20	180	5	5	144					87
Benton.....		12	479	44	25	134	101	97	332					27
Chelan.....			1,367	44	25	714		159	635					240
Clallam.....			254		4	89		75	363					58
Clarke.....	55		1,527		74	596		228	2,110	28			253	277
Columbia.....			200		34			41	62				25	78
Cowlitz.....	76		643			213		18	305					136
Douglas.....			361			126		16	390					427
Ferry.....						130		45	276					
Franklin.....	46		200			25		36	372					12
Garfield.....			130					25	500					27
Grant.....	55		119			293		411	411					128
Grays Harbor.....	144		1,045			730		244	2,011	49				194
Island.....			204	12		34		66	66					207
Jefferson.....			112			197		157	100					64
King.....	33	224	7,009	471	99	11,100	399	4,131	32,824	276	893	576	131	3,641
Kitsap.....		139	342			362		110	1,033					
Kittitas.....		45	423			452		347	2,780					169
Klickitat.....			497			162		330	330					200
Lewis.....	27		1,135	53		682		180	2,718	44				375
Lincoln.....	514		734	16		664		10	1,390					235
Mason.....			80						300					
Okanogan.....			558			382		258	1,120					56
Pacific.....			483			191		187	799					81
Pend Oreille.....			109						279					
Pierce.....	803	130	4,500	160	20	2,486	202	1,224	11,200	90	158			1,621
San Juan.....			119			63			35					
Skagit.....		15	1,064	129		326	180	96	1,993	66				48
Skamania.....			26			16			130					
Snohomish.....		241	1,712	225	99	789	272	473	3,938	78	10		59	564
Spokane.....	986	77	5,050	78	209	3,093	458	1,645	11,412	173	48	1,500	341	1,458
Stevens.....			406	159		407		60	2,654					210
Thurston.....	75		639			480	63		955					159
Wahkiakum.....		38	66						162					209
Walla Walla.....	601		1,368		194	724		270	2,812	72			111	619
Whatcom.....	9)	205	2,429	41	28	745	123	301	4,027	66	71	100		891
Whitman.....	399		1,899	94	74	461	203	195	2,194				139	414
Yakima.....			1,922	152	96	1,287	96	234	4,076	58				889
County location un- known ¹														24

¹ See explanatory headnote on p. 238.

GENERAL TABLES.

TABLE 63.—NUMBER OF MEMBERS IN SELECTED DENOMINATIONS IN EACH STATE, BY COUNTIES: 1916—Contd.

WEST VIRGINIA.

COUNTY.	Popula- tion: 1910.	MEMBERS: 1916.													
		All denomi- nations.	Ad- vent Chris- tian Church.	Baptist bodies.					Breth- ren, German Baptist (Conserv- ative Dun- kers).	Churches of Christ.	Churches of God, General Elder- ship.	Disciples of Christ.	Latter Day Saints— Church of Jesus Christ.	Lutheran bodies.	
				Baptists.			Regu- lar.	United.						General Synod.	General Coun- cil.
				Northern Conven- tion.	South- ern Conven- tion.	National Conven- tion.									
The state.....	1,221,119	427,865	2,629	62,459	2,449	16,238	1,763	3,565	4,179	10,342	1,056	19,227	1,732	3,854	1,330
Barbour.....	15,858	6,189		1,036		14			242	114					
Berkeley.....	21,999	10,030			531	129			64			806		745	
Boone.....	10,331	2,097		901		178	32	151		126		134			
Braxton.....	23,023	5,556	72	1,195		12				20					
Brooke.....	11,098	5,585		227								1,431			
Cabell.....	46,685	19,155		5,135		821				463		1,300	88	143	
Calhoun.....	11,258	2,999	14	857			120								
Clay.....	10,233	1,262	299	384						55					
Doddridge.....	12,672	4,519		1,141						628		429		60	
Fayette.....	51,903	12,501	261	3,103		2,907			182		99	495			
Gilmer.....	11,379	4,352	237	1,816					93	61					
Grant.....	7,838	2,774		193					342			28			
Greenbrier.....	24,333	9,203		1,576		332	59		26	21		105			
Hampshire.....	11,694	4,209		169			43		340			673			
Hancock.....	10,465	5,746		45						48		992			
Hardy.....	9,163	3,719							694						
Harrison.....	48,381	20,000		3,887		250	49			76		540	246	115	
Jackson.....	20,956	5,747		849						263	86	129			
Jefferson.....	15,889	6,230			524	344									
Kanawha.....	81,457	23,863	767	5,248		2,605	108			582	230	328	129		
Lewis.....	18,281	7,819		1,054											
Lincoln.....	20,491	2,486		1,449			51	60		222		40			
Logan.....	14,476	3,877		182		901	10	74		255		604			
McDowell.....	47,856	12,247	54	218		3,203	74					571			35
Marion.....	42,794	19,679		2,343		118				914		808	260	155	
Marshall.....	32,388	14,370		641						439	299	1,422			57
Mason.....	23,019	6,522	94	1,556		41				124				171	
Mercer.....	38,371	15,093		684	1,394	1,759	234		136	45		1,873			
Mineral.....	16,674	6,369		44					308				222	162	
Mingo.....	19,431	4,708		233		173	412	712				455			
Monongalia.....	24,334	9,572		1,257					60	232		545			200
Monroe.....	13,055	4,790		1,192		195	165					419			
Morgan.....	7,848	3,539								172		54			
Nicholas.....	17,699	6,131		1,684											
Ohio.....	57,572	33,013		594						95	155	1,530		1,528	837
Pendleton.....	9,349	3,245							417		62	113			
Pleasants.....	8,074	2,849		324						987					
Pocahontas.....	14,740	3,644		45		20			50						
Preston.....	26,341	10,554		700					839			64		389	
Putnam.....	18,587	3,751	18	1,385		108	10			388	109	12			
Raleigh.....	25,633	6,065	79	1,654		1,472	104		42			595			
Randolph.....	20,028	8,467		416					110			197		90	
Ritchie.....	17,875	6,000		1,009						406					
Roane.....	21,543	6,130	530	1,807						68					
Summers.....	18,420	6,498		2,049		425	120					359			
Taylor.....	16,554	7,006		1,805		34			80	233		53		200	
Tucker.....	18,675	6,413		70		15			60				787	96	
Tyler.....	16,211	7,029		515						1,295		260			
Upsbur.....	16,629	7,147		680					44	38					
Wayne.....	24,081	6,761		2,093				2,568				210			
Webster.....	9,680	1,848		407											
Wetzel.....	23,855	7,313		344					50	1,452	16	807			
Wirt.....	9,047	2,361		1,024						211					
Wood.....	38,001	15,805		2,691		88				309		654			201
Wyoming.....	10,392	2,735	204	1,438			119					192			
County location un- known ¹		293		210			53								

¹ See explanatory headnote on p. 238.

RELIGIOUS BODIES.

TABLE 63.—NUMBER OF MEMBERS IN SELECTED DENOMINATIONS IN EACH STATE, BY COUNTIES: 1916—Contd.

WEST VIRGINIA—Continued.

COUNTY.	MEMBERS: 1916.												
	Lutheran bodies— Con.	Methodist bodies.				Presbyterian bodies.			Protestant Episcopal Church.	Re- formed Church in the U. S.	Roman Catholic Church.	United Brethren in Christ.	All other bodies.
	Joint Synod of Ohio and Other States.	Methodist Episcopal.	Methodist Protes- tant.	Methodist Episcopal, South.	African Meth- odist Episco- pal.	Presby- terian in the U. S. A.	United Presby- terian.	Presby- terian in the U. S.					
The state.....	1,790	82,551	18,948	53,020	1,325	11,644	1,196	15,705	6,831	1,015	60,337	29,426	13,254
Barbour.....		1,175	524	1,005	47			120	3		559	1,288	62
Berkeley.....		1,558	147	1,550				1,023	302	411	1,100	1,520	144
Boone.....		321		150	14	57		6			21		6
Braxton.....		1,234	899	787	11			151	13		511	556	95
Brooke.....		1,107			30	892			131		1,603		164
Cabell.....		2,686		3,576	110			1,330	405		900	1,592	606
Calhoun.....		308	123	702	64							771	40
Clay.....		259		115							150		
Doddridge.....		440	457								419	770	175
Fayette.....		1,705		1,672	46			260	141		1,435		195
Gilmer.....		564	305	242				75					959
Grant.....	110	378		277	28			328			193	897	
Greenbrier.....		1,202	121	2,821				2,315	132		458	35	
Hampshire.....		267		1,786				417	55		43	188	228
Hancock.....		535	507			1,199	179		118		2,075		48
Hardy.....	217	27		1,327				273	31		87	812	251
Harrison.....		5,728	1,533	381	140	430		50	306		3,129	2,404	735
Jackson.....		1,093	599	777		80			79			1,769	23
Jefferson.....		554	233	1,986	39			714	920	179	345		392
Kanawha.....	192	4,385		2,330	125	422		2,714	749		1,793	310	846
Lewis.....		1,524	2,055		48	209			170		1,905	812	42
Lincoln.....		300	43	231				18			9		63
Logan.....		466		498	88			67			672		60
McDowell.....		595		2,537	8	89		123			3,830		910
Marion.....		4,397	1,774	1,762		755			262		5,594	356	181
Marshall.....	190	4,855		109		887	122		116		4,357		867
Mason.....		1,428		347		27		248	127		103	2,055	201
Mercer.....		304		6,355	96			685	320		720		478
Mineral.....		1,307		2,027				700	80		612	845	52
Mingo.....		109		1,113	32			341	35		231		802
Monongalia.....		3,845	1,915		56	559			180		600		123
Monroe.....		542		1,936		150			43		37		106
Morgan.....		666		395				143	30		180	1,483	416
Nicholas.....		1,341		1,748				189			1,090	82	
Ohio.....	488	5,775			89	3,139	855		1,054	250	14,036		2,588
Pendleton.....	584	110		432	22			299				918	288
Pleasants.....		331	573	187		77			53		50		44
Pocahontas.....		889	310	1,770				486	30				
Preston.....		5,000	536			254			26		1,550	973	223
Putnam.....		250		605		27			2		148	603	26
Raleigh.....		390		245	51	168		128	43		1,020		74
Randolph.....		2,029	335	971	68			1,669	55	175	1,613	548	191
Ritchie.....		1,806	1,193			175	40	6	2		200	968	195
Roane.....		1,652	1,316	651		40							66
Summers.....		393		1,099				346	41		754		12
Taylor.....		2,120	367	215		196			38		893	708	64
Tucker.....		1,160	392	550				383	72		2,300	306	222
Tyler.....		2,130	697	205		344			73		250	1,239	21
Upshur.....		3,040	822	410	61	245			35		208	1,542	22
Wayne.....		650	92	926				97					125
Webster.....		460	197	754									30
Wetzel.....		2,426		755		185			45		818	201	214
Wirt.....		275	220	504		54							73
Wood.....		4,178	663	1,811	52	984			503		1,736	1,589	346
Wyoming.....		282		388									18
County location un- known ¹													30

¹ See explanatory headnote on p. 238.

GENERAL TABLES.

TABLE 63.—NUMBER OF MEMBERS IN SELECTED DENOMINATIONS IN EACH STATE, BY COUNTIES: 1916—Contd.

WISCONSIN.

COUNTY.	Popula- tion: 1910.	MEMBERS: 1916.													
		All denomi- nations.	Ad- vent- ist— Sev- enth- day.	Bap- tists— North- ern Conven- tion.	Congre- gational Churches.	Eastern Ortho- dox Churches.		Evan- gelical Associa- tion.	German Evan- gelical Synod.	Jewish con- grega- tions.	Lutheran bodies.				
						Greek (Hel- lenic).	Ser- bian.				General Council.	Synodical Confer- ence.	Norwegian Lutheran Church.		
												Hauge's Synod.	Synod for Nor- wegian Church.	United Norwe- gian Church.	
The state.....	2,333,860	1,162,032	2,781	20,425	30,534	2,700	3,110	14,076	29,136	2,612	13,439	177,547	2,735	23,555	45,931
Adams.....	8,604	1,153	176	100	43	95	291
Ashland.....	21,965	9,949	27	157	294	146	652	912	125	125
Barron.....	29,114	12,081	36	344	55	180	522	944	330	2,301
Bayfield.....	15,987	4,665	31	87	202	61	237	55	14	254
Brown.....	54,098	37,659	113	347	438	258	2,472	584
Buffalo.....	16,006	6,005	172	1,099	96	491	1,191
Burnett.....	9,026	2,175	48	388	225	87	306	85	90	125	77
Calumet.....	16,701	10,039	482	165	1,589
Chippewa.....	32,103	15,806	53	326	146	36	1,136	302	876
Clark.....	30,074	13,743	16	55	236	204	192	30	2,068	161	472
Columbia.....	31,129	13,879	14	448	209	190	298	3,015	249	1,305
Crawford.....	16,288	7,375	161	162	360	87	377	616
Dane.....	77,435	39,507	128	827	1,938	285	300	431	762	809	2,530	6,565
Dodge.....	47,436	26,370	448	532	511	9,400	170
Door.....	18,711	9,576	61	219	180	76	1,452	1,041
Douglas.....	47,422	13,397	137	370	474	150	910	160	31	829
Dunn.....	25,260	9,847	22	176	298	462	44	1,220	1,376	1,690
Eau Claire.....	32,721	16,490	37	658	775	118	78	254	2,289	440	2,832
Florence.....	3,381	528	18
Fond du Lac.....	51,610	29,372	47	620	1,135	803	2,671	35	2,791
Forest.....	6,782	3,316	3	396
Grant.....	39,007	17,043	34	195	1,038	16	474	294	181	473
Green.....	21,641	7,049	10	354	92	893	1,255	86	36	435
Green Lake.....	15,491	7,743	9	126	216	420	94	2,386
Iowa.....	22,497	10,578	131	1,121	21	60	32	1,234
Iron.....	8,306	3,636	165
Jackson.....	17,075	5,429	14	14	109	243	340	1,359	965
Jefferson.....	34,306	21,283	46	102	692	447	480	180	8,350	89	223
Juneau.....	19,569	7,294	205	145	172	14	1,062	454	388
Kenosha.....	32,929	17,406	21	312	305	609	2,130	25
Kewaunee.....	16,784	12,322	39	26	2,079	96
La Crosse.....	43,996	21,100	10	499	399	39	20	253	3,485	1,753	737
Lafayette.....	20,075	8,701	185	195	260	1,137
Langlade.....	17,062	6,737	44	81	395	58	145	833	48
Lincoln.....	19,064	9,038	67	167	81	900	152	2,634	139	202
Manitowoc.....	44,978	29,908	87	194	411	337	5,324	650	514
Marathon.....	55,054	32,976	67	245	9	42	2,622	67	6,341	248
Marquette.....	33,812	17,698	12	752	50	81	300	621	2,534
Marquette.....	10,741	5,322	49	138	211	2,596
Milwaukee.....	433,187	223,153	223	2,770	1,988	2,500	3,110	1,518	6,082	1,890	2,192	41,122	94	434	776
Monroe.....	28,881	12,623	66	358	773	459	34	2,996	492	414
Oconto.....	25,657	14,852	81	4	58	105	154	96	1,094	210
Oneida.....	11,433	4,523	62	107	200	160	556	235
Outagamie.....	49,102	34,014	35	236	1,325	597	1,408	70	4,450
Ozaukee.....	17,123	10,798	65	65	94	957	93	2,324
Pepin.....	7,577	3,465	5	76	408
Pierce.....	22,079	9,807	54	128	808	420	403	258	1,256	725
Polk.....	21,367	7,124	62	246	150	1,476	975	850
Portage.....	30,945	19,256	33	513	140	618	945	1,041
Price.....	13,795	4,438	19	214	241	363	395	138
Racine.....	57,424	27,146	49	1,374	1,253	242	1,205	3,690	100	400
Richland.....	18,809	6,263	56	147	107	72	61	20	184
Rock.....	55,538	25,379	137	1,483	3,010	53	73	467	2,235	1,255	1,672
Rusk.....	11,160	4,126	51	63	152	123	199
St. Croix.....	25,910	13,269	192	457	132	183	767	957	1,204
Sauk.....	32,869	14,732	36	498	233	882	3,249	20
Sawyer.....	6,227	2,276	64	35	95
Shawano.....	31,884	16,196	20	72	72	311	548	5,835	130	1,342
Sheboygan.....	54,888	30,749	48	348	791	200	256	1,992	109	8,294
Taylor.....	13,641	8,235	22	80	20	235	54	1,587	360
Trempealeau.....	22,928	14,642	86	206	172	201	226	2,873	3,500
Vernon.....	28,116	9,553	121	44	344	85	765	287	2,292	2,376
Vilas.....	6,019	1,076	58	205	50
Walworth.....	29,614	10,549	921	1,537	165	40	1,272	206
Washburn.....	8,196	2,633	12	13	153	213	27	169
Washington.....	23,784	17,149	15	96	380	3,088	3,321
Waukesha.....	37,100	17,189	511	906	352	1,426	2,844	306
Waupaca.....	32,782	14,959	77	314	348	256	273	28	5,739	334	1,908
Waushara.....	18,886	5,271	110	316	305	195	1,412	675
Winnebago.....	62,116	33,176	58	781	1,751	350	1,212	351	4,403	40	555
Wood.....	30,583	19,011	229	99	85	60	225	212	3,391	181
County location un- known ¹	205	145

¹ See explanatory headnote on p. 238.

TABLE 63.—NUMBER OF MEMBERS IN SELECTED DENOMINATIONS IN EACH STATE, BY COUNTIES: 1916—Contd.

WISCONSIN—Continued.

COUNTY.	MEMBERS: 1916.													
	Lutheran bodies—Continued.				Methodist Episcopal Church.	Moravian Church (Unitas Fratrum).	Presbyterian bodies.		Protestant Episcopal Church.	Reformed bodies.		Roman Catholic Church.	United Brethren in Christ.	All other bodies.
	Joint Synod of Ohio and Other States.	Synod of Iowa and Other States.	Lutheran Free Church (Norwegian).	United Danish Lutheran Church.			Presbyterian in the U. S. A.	Welsh Calvinistic Methodist.		Reformed in America.	Reformed in the United States.			
The state.....	19,181	17,657	4,230	4,327	63,331	4,294	23,459	2,543	18,451	3,076	10,427	594,836	2,997	24,642
Adams.....					87		9		15			189	48	100
Ashland.....		152	280		359		496		130			5,483		736
Barron.....	108	153	272		1,165		287		186		100	4,370	109	619
Bayfield.....		26	418		191		32		25			2,938		94
Brown.....	1,011			307	997	693	818		686		57	28,491		387
Buffalo.....					337						402	1,845		26
Burnett.....			77		193							414		60
Calumet.....					261		69		103		668	6,702		
Chippewa.....		638	209		835		457		285			10,153	143	211
Clark.....	1,021				582		197		50		678	7,382		399
Columbia.....					1,467		956	670	150	160		4,377		371
Crawford.....		85			416				22			4,833		246
Dane.....	906	1,394		35	3,006	309	1,649		811		449	15,626	22	725
Dodge.....	566	2,126			1,202	33	323	79	227	425	433	9,133		367
Door.....	134				333	735			153			4,986		206
Douglas.....		165	205	60	861		932		336			7,025		752
Dunn.....		1,010	323		1,043		10		108		45	1,891		129
Eau Claire.....	148	1,206			1,057		408		448			5,659		83
Florence.....												500		10
Fond du Lac.....		1,967			1,528		375		848	414	320	15,561		257
Forest.....					82		197					2,581		57
Grant.....	834	498			3,094		321		144			8,895	48	534
Green.....			485		914				11		156	1,261	176	885
Green Lake.....					353				27			4,081		31
Iowa.....		236			1,622		364	184	172			5,108		293
Iron.....					58		2					3,208		203
Jackson.....					316		201		10		55	1,664		139
Jefferson.....	518	1,418			1,546	1,649		52	338		185	4,900		68
Juno.....	25	68		97	739		37		54			3,589	39	206
Kenosha.....				360	1,387		85		480			11,365		327
Kewaunee.....					165		6		135			9,735		41
La Crosse.....			195		1,351		757	190	270		404	10,476		262
Lafayette.....			350		1,658				37		40	4,291	29	519
Langlade.....	82				375				100			4,576		
Lincoln.....	303				468		485		137			3,303		
Manitowoc.....					447		488		296		1,961	19,194		5
Marathon.....	3,453		72		904		1,035		190	53		17,375		253
Marquette.....			572		701		815		200			10,833		173
Marquette.....		206			294		349					1,479		
Milwaukee.....	450	108		70	5,076		3,392	265	3,929	295	435	140,305		4,129
Monroe.....				162	1,171			66	107			5,381	144	
Oconto.....		721	113	275	616		457		152			9,772		259
Oncida.....					240		2		206			2,741		14
Outagamie.....	2,016				1,476	236	315		810			20,933		41
Ozaukee.....		480			39							6,220		526
Pepin.....		138			410							2,063		304
Pierce.....					1,162		133		115			3,908		143
Polk.....			474	531	647		64		112			1,368	45	124
Portage.....	417				920	70	356	14	352			13,783	25	29
Price.....		118			20		160					2,648		122
Racine.....	385		90	1,073	2,118		534	320	986			12,068		1,259
Richland.....					992		262		34			2,171	1,242	915
Rock.....		745		120	2,665		873		685			8,002	227	1,677
Rusk.....		101			383		49		10			2,517		448
St. Croix.....	478				1,107		535		136	249		6,515		357
Sauk.....	412	1,262			1,235		280		205		451	5,297	198	474
Sawyer.....		22			21		102		10			1,852		75
Shawano.....	1,260				356		337		31			5,902		52
Sheboygan.....		528			870		723		431	1,480	2,453	11,567	45	614
Taylor.....					164		71		46			5,133		463
Trempealeau.....	160				396		214		11			6,535		62
Vernon.....					1,031							1,281	457	555
Vilas.....					17				40			576		45
Walworth.....	59				1,684				542			3,489		634
Washburn.....					392		38		126			1,461		29
Washington.....					235		28		26		519	9,151		310
Waukesha.....	25	256		135	1,288		514	360	1,030		410	6,098		698
Waupaca.....	1,563		95	598	1,112		120		127			1,902		165
Waushara.....		440		156	739			158				765		
Winnebago.....	2,056	1,380		294	1,840		1,291	185	757		206	15,474		202
Wood.....	106				545	569	449		245			12,446		129
County location unknown.....									6			40		14

1 See explanatory headnote on p. 238.

TABLE 63.—NUMBER OF MEMBERS IN SELECTED DENOMINATIONS IN EACH STATE, BY COUNTIES: 1916—Contd.

WYOMING.

COUNTY.	Popula- tion: 1910.	MEMBERS: 1916.												
		All denomi- nations.	Advent- ist— Seventb- day.	Bap- tists— Northern Conven- tion.	Christian Church (Christian Con- vention).	Congre- gational Churches.	Disciples of Christ.	Latter Day Saints— Church of Jesus Christ.	Luther- an— Synod- ical Con- ference.	Method- ist Epis- copal Church.	Presby- terian Church in the U. S. A.	Protes- tant Episco- pal Church.	Roman Catholic Church.	All other bodies.
The state	145,965	39,505	224	1,841	244	1,951	763	9,447	704	4,293	2,514	3,890	12,801	833
Albany	11,574	1,427	—	135	—	—	—	—	—	318	58	308	340	238
Big Horn	8,886	4,064	25	228	—	—	—	3,170	149	225	131	81	55	—
Campbell	(1)	396	—	—	—	—	—	—	—	14	40	—	328	14
Carbon	11,282	1,221	—	—	—	—	8	—	—	59	194	303	622	5
Converse	6,294	939	—	77	—	99	—	—	—	160	47	336	220	—
Crook	6,492	468	26	96	—	43	20	—	—	109	43	72	44	15
Fremont	11,822	2,985	25	151	—	235	—	—	—	252	33	1,012	1,277	—
Goshen	(2)	478	—	9	—	33	16	—	44	85	143	23	125	—
Hot Springs	(3)	384	—	41	—	—	—	—	—	142	81	—	120	—
Johnson	3,453	1,070	26	350	—	235	—	—	—	171	—	90	198	—
Laramie	26,127	5,583	21	289	—	370	79	—	186	648	846	388	2,441	315
Lincoln	(4)	4,933	—	15	—	29	—	4,016	—	36	46	56	785	—
Natrona	4,766	1,586	—	81	—	—	60	—	—	344	131	90	809	25
Niobrara	(5)	882	—	10	244	169	—	—	—	50	59	40	310	—
Park	4,909	1,211	39	90	—	—	—	—	16	420	258	171	217	—
Platte	(2)	1,487	—	27	—	182	114	—	47	309	78	60	670	—
Sheridan	16,324	3,755	62	19	—	366	446	—	162	617	235	375	1,325	148
Sweetwater	11,575	2,942	—	36	—	166	—	236	—	52	—	244	2,165	43
Uinta	16,982	2,505	—	48	—	—	—	1,909	—	80	110	203	155	—
Washakie	(6)	191	—	139	—	24	—	—	—	—	—	—	28	—
Weston	4,960	803	—	—	—	—	20	—	—	167	—	78	538	—
Yellowstone National Park	519	—	—	—	—	—	—	—	—	—	—	—	—	—
County location un- known ⁷	—	145	—	—	—	—	—	116	—	—	—	—	29	—

¹ New county since 1910; formed from parts of Crook and Weston in 1913.

² New county since 1910; formed from part of Laramie in 1913.

³ New county since 1910; formed from parts of Big Horn, Fremont, and Park in 1913.

⁴ New county since 1910; formed from part of Uinta in 1913.

⁵ New county since 1910; formed from part of Converse in 1913.

⁶ New county since 1910; formed from part of Big Horn in 1913.

⁷ See explanatory headnote on p. 238.

RELIGIOUS BODIES.

TABLE 64.—STATISTICS OF RELIGIOUS BODIES FOR ALL DENOMINATIONS,

CITY.	Total number of organizations.	MEMBERS.					PLACES OF WORSHIP.			VALUE OF CHURCH PROPERTY.	
		Number of organizations reporting.	Total number reported.	Sex.		Number of organizations reporting—		Number of church edifices reported.	Number of organizations reporting.	Value reported.	
				Number of organizations reporting.	Male.	Female.	Church edifices.				Halls, etc.
Total for cities of 25,000 and over in 1910.	23,713	23,402	15,291,245	20,681	5,669,358	6,814,234	20,421	2,385	21,237	20,317	3824,216,547
CITIES OF 300,000 AND OVER IN 1910.											
Total	9,387	9,140	7,686,860	7,904	2,773,985	3,238,691	7,674	1,337	8,022	7,639	455,163,720
Baltimore, Md.	494	491	296,599	424	111,624	147,826	440	37	455	439	16,167,350
Boston, Mass.	371	342	401,498	265	138,584	175,003	265	62	276	265	22,172,120
Buffalo, N. Y.	270	269	277,045	234	106,377	125,332	255	9	266	252	12,296,230
Chicago, Ill.	1,226	1,196	1,058,785	988	367,419	405,715	1,023	135	1,063	993	42,305,268
Cincinnati, Ohio.	311	308	167,028	279	66,846	85,188	278	23	290	270	9,681,155
Cleveland, Ohio.	347	346	357,261	318	172,082	173,840	317	19	325	316	13,520,674
Detroit, Mich.	323	322	330,600	274	120,477	125,933	290	25	305	285	22,125,536
Los Angeles, Calif.	374	372	122,697	323	42,582	55,619	304	41	313	297	6,722,017
Milwaukee, Wis.	213	212	201,082	186	76,460	82,491	196	11	202	194	7,296,755
Minneapolis, Minn.	253	253	122,259	209	39,885	49,627	226	17	238	228	7,998,477
New Orleans, La.	245	243	195,617	214	52,704	72,879	224	11	229	221	4,968,852
New York, N. Y.	2,233	2,200	2,101,233	1,927	741,513	852,683	1,566	601	1,660	1,559	177,386,743
Newark, N. J.	197	196	169,420	168	58,038	68,743	164	33	170	169	9,835,211
Philadelphia, Pa.	1,103	976	776,422	845	270,307	336,882	862	186	922	884	49,218,230
Pittsburgh, Pa.	458	453	377,703	412	165,581	181,998	420	28	435	418	23,767,997
St. Louis, Mo.	405	403	392,453	355	120,214	147,968	357	38	371	357	16,600,921
San Francisco, Calif.	215	205	174,745	175	64,487	62,303	180	23	193	179	9,073,026
Washington, D. C.	349	348	164,413	308	58,755	88,061	307	38	309	313	13,937,158
CITIES OF 100,000 TO 300,000 IN 1910.											
Total	4,906	4,874	2,751,017	4,297	1,041,684	1,285,493	4,332	375	4,468	4,298	132,128,314
Albany, N. Y.	75	75	61,261	66	23,729	31,512	67	7	67	67	5,203,487
Atlanta, Ga.	227	227	78,878	198	27,895	40,433	215	6	223	214	5,241,830
Birmingham, Ala.	256	256	77,145	241	30,883	43,097	232	19	233	233	3,474,352
Bridgeport, Conn.	82	82	82,170	71	39,689	37,040	74	6	80	72	2,703,690
Cambridge, Mass.	59	56	45,210	47	15,674	20,497	46	11	47	45	2,260,469
Columbus, Ohio.	185	185	94,772	161	37,197	45,841	164	16	168	164	4,571,298
Dayton, Ohio.	132	130	64,735	117	25,901	33,232	122	8	127	121	3,866,306
Denver, Colo.	199	189	71,847	178	28,193	36,116	168	17	170	166	4,137,957
Fall River, Mass.	68	67	91,373	59	36,452	40,379	62	3	68	61	2,794,600
Grand Rapids, Mich.	122	122	57,632	100	19,024	23,558	106	12	110	106	2,661,861
Indianapolis, Ind.	227	227	96,225	198	32,462	44,509	198	15	206	198	4,754,228
Jersey City, N. J.	136	136	146,490	114	59,587	73,732	117	12	121	108	5,074,194
Kansas City, Mo.	230	229	103,905	191	33,920	48,146	204	17	207	203	6,510,195
Louisville, Ky.	270	269	129,529	210	41,811	55,757	236	15	245	224	5,907,168
Lowell, Mass.	64	64	91,476	56	31,476	38,800	59	4	61	59	2,651,913
Memphis, Tenn.	189	188	59,975	172	16,921	30,934	167	16	170	166	2,640,640
Nashville, Tenn.	213	213	60,506	183	20,282	29,910	196	14	197	198	2,354,992
New Haven, Conn.	102	95	104,728	83	36,334	39,973	87	6	97	85	3,823,110
Oakland, Calif.	135	134	62,837	123	26,455	31,894	112	15	118	112	3,043,468
Omaha, Nebr.	146	145	68,391	131	28,448	34,758	130	11	135	130	3,749,601
Paterson, N. J.	100	100	67,990	85	20,273	25,525	85	10	87	82	2,878,232
Portland, Oreg.	225	225	60,280	201	24,202	29,195	193	17	196	195	3,407,606
Providence, R. I.	134	134	150,285	124	67,257	69,286	114	13	122	116	5,979,699
Richmond, Va.	167	165	82,944	153	31,406	46,180	150	13	154	149	4,563,608
Rochester, N. Y.	159	159	143,219	145	56,664	66,710	136	16	139	137	6,898,898
St. Paul, Minn.	179	179	103,156	156	39,945	50,202	162	11	169	161	6,449,909
Scranton, Pa.	112	112	97,335	104	43,112	47,499	107	3	113	107	4,055,862
Seattle, Wash.	209	209	72,986	186	28,537	31,659	181	16	184	179	4,254,429
Spokane, Wash.	129	129	60,682	117	11,490	15,807	110	13	114	111	1,902,746
Syracuse, N. Y.	103	103	91,454	92	32,233	39,738	94	8	96	94	5,560,629
Toledo, Ohio.	158	157	100,938	132	36,079	41,090	143	12	147	138	4,128,806
Worcester, Mass.	114	113	100,663	108	38,755	42,504	95	14	97	97	4,123,031
CITIES OF 50,000 TO 100,000 IN 1910.											
Total	4,416	4,397	2,495,401	3,936	981,013	1,130,701	3,936	332	4,081	3,912	117,754,240
Alron, Ohio.	89	89	51,621	80	23,860	23,624	79	7	81	79	2,480,800
Allentown, Pa.	63	63	31,806	55	10,944	13,519	53	6	53	53	2,137,456
Altoona, Pa.	68	68	38,150	61	13,937	15,500	62	4	64	62	1,907,850
Bayonne, N. J.	32	32	52,521	29	15,151	16,319	30	2	30	29	1,200,500
Brockton, Mass.	37	37	30,904	36	13,460	16,714	31	5	31	33	1,062,900
Camden, N. J.	96	96	38,594	89	15,861	20,152	80	13	86	85	2,144,990
Canton, Ohio.	50	50	31,847	48	15,995	15,505	40	5	42	42	1,866,895
Charleston, S. C.	92	91	31,580	86	11,379	17,646	83	7	84	83	2,089,650
Covington, Ky.	42	42	27,073	34	10,579	12,563	37	4	37	37	1,606,600
Dallas, Tex.	140	140	52,429	128	19,955	29,634	125	12	128	121	3,506,835
Des Moines, Iowa.	112	112	45,904	101	19,108	24,686	103	5	109	99	2,264,900
Duluth, Minn.	87	87	33,588	81	14,321	18,347	74	11	75	77	1,855,641
East St. Louis, Ill.	56	56	26,444	51	9,282	11,099	52	2	55	48	2,654,286
Elizabeth, N. J.	61	61	48,604	52	23,220	23,210	53	8	54	53	1,777,983
Erie, Pa.	68	66	52,183	59	20,687	23,405	60	6	62	60	2,787,370
Evansville, Ind.	86	86	30,943	78	8,896	12,757	78	4	78	78	1,532,977
Fort Wayne, Ind.	57	57	39,951	53	17,766	21,866	48	3	48	49	2,147,730
Fort Worth, Tex.	108	108	42,797	96	14,389	21,256	93	10	99	93	1,983,150
Harrisburg, Pa.	78	78	33,920	72	13,724	17,850	70	7	74	71	2,998,625
Hartford, Conn.	92	88	73,257	72	27,216	30,644	75	11	79	70	4,436,290

GENERAL TABLES.

IN EACH CITY HAVING, IN 1910, 25,000 INHABITANTS OR MORE: 1916.

CITY.	Total number of organizations.	DEBT ON CHURCH PROPERTY.		PARSONAGES.		EXPENDITURES FOR YEAR.		SUNDAY SCHOOLS CONDUCTED BY CHURCH ORGANIZATIONS.			
		Number of organizations reporting.	Amount of debt reported.	Number of organizations reporting.	Value of parsonages reported.	Number of organizations reporting.	Amount reported.	Number of organizations reporting.	Number of Sunday schools reported.	Number of officers and teachers.	Number of scholars.
Total for cities of 25,000 and over in 1910.	23,713	10,820	\$104,939,733	9,141	\$70,705,345	22,057	\$134,054,781	20,376	22,251	404,117	5,114,669
CITIES OF 300,000 AND OVER IN 1910.											
Total	9,387	4,338	59,871,085	3,371	33,561,881	8,604	65,458,544	7,441	8,186	157,998	2,107,119
Baltimore, Md.	494	237	1,809,683	225	1,382,123	470	2,580,188	444	474	9,695	115,260
Boston, Mass.	371	105	1,441,842	114	1,590,900	323	3,171,323	275	319	7,344	88,715
Buffalo, N. Y.	270	179	3,208,041	139	1,062,275	257	2,285,202	246	269	5,008	71,104
Chicago, Ill.	1,226	603	8,127,627	430	4,282,574	1,097	7,737,183	978	1,084	19,854	266,566
Cincinnati, Ohio.	311	125	1,089,073	124	770,150	286	1,586,500	274	310	4,843	61,639
Cleveland, Ohio.	347	150	1,558,916	166	1,260,000	329	2,417,679	318	339	6,463	101,908
Detroit, Mich.	323	178	1,991,180	139	1,172,894	297	2,711,456	264	279	5,438	88,973
Los Angeles, Calif.	374	173	922,824	97	503,525	345	1,403,461	324	347	5,577	58,340
Milwaukee, Wis.	213	130	1,407,485	126	833,831	201	1,273,016	174	196	3,058	43,764
Minneapolis, Minn.	253	126	1,111,832	88	515,000	235	1,457,868	223	247	4,749	53,875
New Orleans, La.	245	109	449,840	105	686,850	235	896,114	223	250	2,618	31,209
New York, N. Y.	2,233	965	22,367,632	648	10,721,625	2,049	18,610,733	1,384	1,594	30,771	420,200
Newark, N. J.	197	100	1,299,925	92	1,130,235	186	1,451,679	160	173	4,105	44,125
Philadelphia, Pa.	4,103	463	5,441,038	383	3,395,016	948	7,674,865	881	938	23,343	330,696
Pittsburgh, Pa.	458	214	2,277,425	171	1,545,440	443	4,207,229	418	455	9,031	127,418
St. Louis, Mo.	405	201	2,052,666	159	1,107,200	384	2,841,813	348	377	6,859	91,718
San Francisco, Calif.	215	99	1,223,597	69	761,400	187	1,158,891	185	197	2,479	33,515
Washington, D. C.	349	181	2,090,359	96	840,842	332	1,993,344	322	338	6,763	75,094
CITIES OF 100,000 TO 300,000 IN 1910.											
Total	4,906	2,272	17,203,445	1,750	11,536,549	4,574	24,095,290	4,415	4,820	83,935	1,015,243
Albany, N. Y.	75	29	251,390	42	413,300	72	659,037	71	78	1,573	16,282
Atlanta, Ga.	227	90	357,662	46	254,250	217	770,334	219	242	3,640	46,772
Birmingham, Ala.	256	118	368,801	72	449,504	253	591,197	246	263	3,329	40,487
Bridgeport, Conn.	82	45	363,388	45	395,000	75	666,399	71	85	1,293	16,210
Cambridge, Mass.	59	13	121,710	16	218,807	48	435,481	49	54	1,260	14,157
Columbus, Ohio.	185	92	626,024	68	364,500	178	983,532	173	180	3,492	49,401
Dayton, Ohio.	132	65	394,796	51	309,650	126	645,900	121	129	2,567	32,533
Denver, Colo.	199	93	625,550	65	326,700	183	801,289	176	187	3,076	32,986
Fall River, Mass.	68	33	579,691	37	282,400	63	534,851	63	68	1,438	19,478
Grand Rapids, Mich.	122	55	301,807	66	361,650	115	852,566	110	131	2,184	28,068
Indianapolis, Ind.	227	101	685,126	72	323,800	211	929,495	197	209	3,832	51,886
Jersey City, N. J.	136	69	746,100	72	694,206	126	875,842	112	130	2,770	34,419
Kansas City, Mo.	230	125	991,062	61	341,150	220	1,078,533	209	220	3,921	48,277
Louisville, Ky.	270	101	570,321	107	376,811	234	1,037,186	253	271	4,058	53,120
Lowell, Mass.	64	26	266,073	22	252,750	59	485,583	56	58	1,171	15,169
Memphis, Tenn.	189	79	392,245	54	318,100	177	510,490	175	184	2,425	27,448
Nashville, Tenn.	213	86	175,416	44	180,779	190	509,405	202	211	3,014	35,460
New Haven, Conn.	102	46	438,971	49	548,850	92	756,223	82	94	1,800	19,386
Oakland, Calif.	135	62	403,527	39	206,050	126	470,167	124	135	1,763	20,313
Omaha, Nebr.	146	73	289,193	57	279,000	141	692,336	128	145	2,207	24,536
Paterson, N. J.	100	53	370,728	37	231,248	88	592,105	84	89	2,094	24,653
Portland, Oreg.	225	114	536,030	84	355,795	216	636,843	203	217	3,002	30,799
Providence, R. I.	134	57	686,155	42	443,149	125	933,488	121	135	3,210	32,931
Richmond, Va.	167	70	427,878	47	348,200	156	913,708	155	164	3,762	42,983
Rochester, N. Y.	159	86	1,177,162	66	620,475	149	1,382,455	135	142	3,395	49,750
St. Paul, Minn.	179	74	886,463	82	441,075	166	967,743	160	190	2,865	33,791
Scranton, Pa.	112	66	507,862	60	572,500	101	785,100	95	110	2,329	31,825
Seattle, Wash.	209	107	894,337	62	290,750	196	763,445	190	218	3,320	32,967
Spokane, Wash.	129	63	494,274	44	160,900	120	376,614	115	123	1,765	16,228
Syracuse, N. Y.	103	59	1,162,792	47	431,400	98	816,810	91	95	2,092	28,700
Toledo, Ohio.	158	72	699,028	62	367,100	146	892,142	134	149	2,945	38,386
Worcester, Mass.	114	50	411,883	32	376,700	107	748,991	95	114	2,343	25,842
CITIES OF 50,000 TO 100,000 IN 1910.											
Total	4,416	2,062	14,875,414	1,826	12,107,585	4,152	21,856,544	3,959	4,293	78,781	976,361
Akron, Ohio.	89	39	328,575	42	239,400	82	521,830	79	84	1,884	28,058
Allentown, Pa.	63	36	388,327	26	196,930	60	382,148	54	55	1,349	22,331
Altoona, Pa.	68	38	266,779	39	233,500	63	392,425	62	64	1,693	23,929
Bayonne, N. J.	32	16	332,352	22	139,500	31	295,246	30	32	529	9,085
Brockton, Mass.	37	18	122,471	16	146,600	35	260,465	34	36	1,086	11,319
Camden, N. J.	96	57	233,192	43	240,350	95	344,004	88	94	2,087	25,799
Canton, Ohio.	50	24	254,400	26	188,000	45	297,501	42	46	1,328	22,644
Charleston, S. C.	92	28	78,346	41	199,900	88	230,857	88	92	1,195	13,560
Covington, Ky.	42	11	68,150	18	104,400	39	298,013	41	43	663	11,419
Dallas, Tex.	140	60	526,069	36	160,550	129	897,527	130	137	2,776	34,204
Des Moines, Iowa.	112	56	266,840	47	196,550	105	593,692	105	116	1,935	23,650
Duluth, Minn.	87	47	289,222	43	264,553	86	416,455	85	107	1,347	14,579
East St. Louis, Ill.	56	34	164,578	16	79,800	47	197,292	46	52	624	8,663
Elizabeth, N. J.	61	21	261,630	30	208,540	59	373,261	53	56	1,087	12,409
Erie, Pa.	68	35	295,834	39	374,835	66	461,089	58	61	1,101	15,051
Evansville, Ind.	86	47	242,221	35	166,250	84	295,004	72	76	1,392	15,267
Fort Wayne, Ind.	57	23	210,546	32	256,900	54	496,285	47	61	1,175	15,569
Fort Worth, Tex.	108	39	219,058	38	217,050	98	350,975	100	110	1,839	22,825
Harrisburg, Pa.	78	44	435,413	39	313,200	74	629,745	73	78	2,144	31,406
Hartford, Conn.	92	35	432,869	39	422,800	82	734,364	68	79	1,647	18,935

RELIGIOUS BODIES.

TABLE 64.—STATISTICS OF RELIGIOUS BODIES FOR ALL DENOMINATIONS,

CITY.	Total number of organizations.	MEMBERS.					PLACES OF WORSHIP.			VALUE OF CHURCH PROPERTY.	
		Number of organizations reporting.	Total number reported.	Sex.		Number of organizations reporting—		Number of church edifices reported.	Number of organizations reporting.	Value reported.	
				Number of organizations reporting.	Male.	Female.	Church edifices.				Halls, etc.
CITIES OF 50,000 TO 100,000 IN 1910—contd.											
Hoboken, N. J.	27	27	30,725	24	11,160	13,280	25	2	28	24	\$1,110,500
Holyoke, Mass.	28	28	41,697	23	17,068	18,127	22	4	24	22	1,025,400
Houston, Tex.	141	140	49,256	126	17,225	24,146	130	7	139	129	1,933,276
Jacksonville, Fla.	120	120	31,640	111	11,800	18,195	111	7	113	109	2,189,354
Johnstown, Pa.	69	69	51,477	63	21,242	21,592	65	3	65	66	2,599,625
Kansas City, Kans.	115	114	42,291	97	15,848	20,322	107	3	109	107	1,131,025
Lawrence, Mass.	50	50	73,591	42	19,835	20,914	42	4	42	43	1,809,524
Lynn, Mass.	60	59	41,548	50	13,582	17,001	48	11	48	47	1,781,550
Manchester, N. H.	52	52	55,291	47	17,525	19,815	46	6	46	45	1,734,600
Mobile, Ala.	83	83	32,616	76	10,838	16,579	76	5	76	75	1,682,840
New Bedford, Mass.	67	67	62,120	57	22,339	26,232	63	4	63	61	1,855,775
Norfolk, Va.	107	107	37,334	99	13,378	20,652	93	7	102	96	2,824,241
Oklahoma City, Okla.	74	74	24,713	67	8,844	12,860	66	5	71	65	1,095,850
Passaic, N. J.	41	40	48,733	36	10,831	12,675	35	5	35	34	1,167,482
Pawtucket, R. I.	39	39	32,446	36	13,817	17,018	35	2	36	35	1,200,954
Peoria, Ill.	68	68	25,251	58	8,682	12,756	63	2	68	61	1,981,800
Portland, Me.	59	59	27,035	53	10,011	14,592	52	4	54	53	1,736,800
Reading, Pa.	96	96	49,971	85	18,246	22,035	83	12	87	84	3,045,135
St. Joseph, Mo.	85	85	28,910	79	11,510	16,354	77	4	82	77	1,797,405
Saginaw, Mich.	59	59	23,128	45	8,666	11,688	54	4	57	54	1,060,775
Salt Lake City, Utah	93	93	59,162	90	26,704	32,136	87	3	96	87	2,397,012
San Antonio, Tex.	120	120	61,179	102	17,711	23,286	105	5	109	103	1,658,740
Savannah, Ga.	113	113	34,140	109	18,408	19,994	108	6	111	103	1,689,400
Schenectady, N. Y.	59	59	44,985	51	14,605	16,880	54	5	57	54	2,213,750
Somerville, Mass.	42	42	40,323	38	17,120	22,143	36	5	36	36	1,254,420
South Bend, Ind.	58	57	30,521	51	9,637	12,036	53	4	56	53	1,453,936
Springfield, Ill.	59	57	24,925	46	6,104	8,965	49	4	50	47	1,324,300
Springfield, Mass.	69	69	58,366	57	12,842	16,889	55	10	59	56	3,059,500
Tacoma, Wash.	115	115	24,572	106	9,216	12,555	100	13	102	100	1,057,347
Terre Haute, Ind.	63	62	20,489	56	6,682	9,590	60	3	61	59	1,098,770
Trenton, N. J.	93	93	68,586	88	33,926	32,931	83	5	83	84	3,074,113
Troy, N. Y.	73	73	50,912	66	21,288	27,799	69	3	73	68	2,924,200
Utica, N. Y.	61	61	55,803	52	24,298	27,273	58	1	64	57	2,124,300
Waterbury, Conn.	42	42	55,846	39	18,055	19,141	37	5	39	36	1,828,726
Wichita, Kans.	80	79	22,341	71	6,767	9,607	74	4	75	74	1,281,750
Wilkes-Barre, Pa.	65	65	57,332	59	26,174	26,271	62	3	65	62	2,376,900
Wilmington, Del.	103	101	49,586	82	13,860	16,948	91	7	93	91	3,164,143
Yonkers, N. Y.	61	61	46,808	52	17,639	22,726	51	7	54	50	2,710,914
Youngstown, Ohio.	93	92	65,656	88	32,800	30,402	82	6	84	83	2,899,650
CITIES OF 25,000 TO 50,000 IN 1910.											
Total	5,004	4,991	2,357,967	4,544	922,726	1,159,349	4,479	341	4,666	4,468	119,170,273
Amsterdam, N. Y.	27	27	20,463	26	8,771	11,067	25	2	24	24	754,900
Atlantic City, N. J.	39	39	16,869	36	6,819	9,009	33	4	34	35	477,790
Auburn, N. Y.	32	32	21,787	31	9,991	11,570	28	3	28	28	1,093,800
Augusta, Ga.	85	85	25,317	82	9,914	14,663	77	5	78	78	1,321,090
Aurora, Ill.	36	36	19,876	34	8,993	10,159	35	36	33	869,850
Austin, Tex.	70	70	19,672	62	7,721	10,168	62	4	66	60	805,568
Battle Creek, Mich.	22	22	9,379	21	3,624	5,210	19	3	21	19	647,250
Bay City, Mich.	48	48	26,437	42	10,141	12,521	46	2	46	46	1,094,575
Berkeley, Calif.	43	43	14,253	40	5,516	7,793	36	5	36	36	742,850
Binghamton, N. Y.	55	55	31,774	54	13,610	16,985	51	4	51	51	1,725,107
Bloomington, Ill.	36	36	15,414	34	5,984	8,144	31	4	31	30	853,128
Brookline town, Mass.	17	16	15,957	13	5,367	8,550	15	1	16	15	1,494,750
Butte, Mont.	42	42	21,176	35	8,286	6,751	33	5	35	34	492,600
Cedar Rapids, Iowa	49	49	15,727	44	5,672	7,737	45	2	52	44	1,237,400
Charlotte, N. C.	77	77	21,599	70	8,433	11,884	74	2	76	72	1,935,650
Chattanooga, Tenn.	107	107	28,870	102	10,047	15,996	97	8	98	97	1,816,241
Chelsea, Mass.	26	26	24,118	22	10,218	11,100	19	7	19	19	707,089
Chester, Pa.	40	40	25,018	34	11,812	10,233	38	2	44	39	923,820
Chicopee, Mass.	15	15	14,786	13	5,643	6,637	15	15	15	520,980
Clinton, Iowa	31	31	10,343	29	2,889	4,479	28	29	28	466,050
Colorado Springs, Colo.	45	45	12,157	42	4,584	7,280	39	3	40	39	685,800
Columbia, S. C.	63	63	19,473	58	6,747	11,459	55	4	56	55	1,184,675
Council Bluffs, Iowa	35	35	10,328	32	3,963	5,524	32	3	34	31	513,600
Danville, Ill.	49	49	11,792	43	3,363	5,159	44	4	44	44	645,800
Davenport, Iowa	39	38	14,608	36	6,032	7,968	31	6	37	32	965,750
Decatur, Ill.	37	37	16,084	34	6,232	7,453	34	1	36	34	1,027,511
Dubuque, Iowa	31	31	21,272	27	6,255	7,947	28	2	28	28	1,005,200
East Orange, N. J.	33	33	17,055	33	6,904	10,151	32	1	34	31	1,529,650
Easton, Pa.	35	35	17,622	32	6,268	8,656	32	2	32	33	1,169,873
El Paso, Tex.	51	50	44,570	43	17,879	18,368	43	3	45	42	1,146,386
Elgin, Ill.	29	29	12,375	28	4,181	6,694	24	4	28	23	591,500
Elmira, N. Y.	46	46	26,473	44	12,208	13,545	42	4	44	42	1,342,804
Everett, Mass.	21	20	11,873	18	4,721	6,085	17	2	18	18	408,810
Fitchburg, Mass.	34	34	27,601	31	12,590	13,048	26	5	27	28	761,445
Flint, Mich.	37	37	15,306	36	6,087	7,371	31	5	35	31	1,039,700
Galveston, Tex.	46	46	23,222	42	10,605	11,787	40	3	45	41	973,840
Green Bay, Wis.	32	32	20,099	31	8,883	10,766	30	1	31	29	595,459
Hamilton, Ohio	40	40	18,171	35	6,451	8,843	36	3	36	33	698,080
Haverhill, Mass.	37	37	25,667	35	9,342	13,490	31	5	31	34	930,251
Hazleton, Pa.	31	31	26,518	31	12,772	13,746	30	32	30	866,864

GENERAL TABLES.

IN EACH CITY HAVING, IN 1910, 25,000 INHABITANTS OR MORE: 1916—Continued.

CITY.	Total number of organizations.	DEBT ON CHURCH PROPERTY.		PARSONAGES.		EXPENDITURES FOR YEAR.		SUNDAY SCHOOLS CONDUCTED BY CHURCH ORGANIZATIONS.			
		Number of organizations reporting.	Amount of debt reported.	Number of organizations reporting.	Value of parsonages reported.	Number of organizations reporting.	Amount reported.	Number of organizations reporting.	Number of Sunday schools reported.	Number of officers and teachers.	Number of scholars.
CITIES OF 50,000 TO 100,000 IN 1910—contd.											
Hoboken, N. J.	27	16	\$219,270	15	\$143,000	26	\$187,323	25	29	542	7,845
Holyoke, Mass.	28	10	72,955	16	190,700	23	239,097	23	25	717	8,976
Houston, Tex.	141	60	282,539	51	224,830	132	468,245	136	155	1,930	23,841
Jacksonville, Fla.	120	52	164,959	33	148,604	117	280,926	115	121	1,400	15,558
Johnstown, Pa.	69	38	398,843	43	349,500	68	544,213	61	67	1,453	23,150
Kansas City, Kans.	115	62	131,883	39	138,700	108	327,794	105	109	1,722	18,894
Lawrence, Mass.	50	26	274,535	13	124,500	49	297,292	43	48	846	11,799
Lynn, Mass.	60	29	132,877	20	141,550	57	285,006	48	48	1,318	14,193
Manchester, N. H.	52	23	268,498	23	163,175	50	296,675	47	52	709	10,969
Mobile, Ala.	83	40	277,570	35	233,400	76	211,433	80	85	1,045	13,124
New Bedford, Mass.	67	34	302,023	25	217,075	64	389,712	57	64	1,091	13,547
Norfolk, Va.	107	64	413,763	38	209,650	102	532,253	100	107	1,927	23,640
Oklahoma City, Okla.	74	33	184,418	29	108,600	69	280,254	70	75	1,157	13,791
Passaic, N. J.	41	24	262,620	22	170,300	39	283,597	37	41	647	9,031
Pawtucket, R. I.	39	14	90,614	16	168,650	38	294,725	36	39	970	10,623
Peoria, Ill.	68	29	222,623	31	198,150	66	450,690	60	67	1,053	11,912
Portland, Me.	59	27	144,975	17	143,000	53	270,971	54	57	1,164	11,524
Reading, Pa.	96	43	277,614	37	242,450	92	400,934	89	94	2,582	28,343
St. Joseph, Mo.	85	32	186,366	34	141,444	82	300,348	75	85	1,387	14,880
Saginaw, Mich.	59	25	40,666	39	147,600	56	203,965	51	53	781	9,732
Salt Lake City, Utah	93	37	178,966	15	156,300	89	280,257	88	93	2,086	20,411
San Antonio, Tex.	120	53	282,454	38	139,400	110	362,553	108	113	1,584	17,290
Savannah, Ga.	113	37	93,485	27	149,800	109	305,183	105	117	1,311	14,631
Schenectady, N. Y.	59	34	477,047	32	233,750	56	338,710	52	60	1,186	13,735
Somerville, Mass.	42	16	87,480	14	124,000	41	288,530	40	40	1,361	14,655
South Bend, Ind.	58	28	266,876	24	140,239	54	256,236	54	57	905	12,152
Springfield, Ill.	59	23	122,277	23	122,500	49	223,614	49	52	960	11,848
Springfield, Mass.	69	28	336,980	31	261,900	59	339,476	59	62	1,443	15,877
Tacoma, Wash.	115	55	131,850	43	116,100	107	271,056	108	120	1,418	15,033
Terre Haute, Ind.	63	37	173,736	29	139,300	56	176,839	56	60	1,123	11,906
Trenton, N. J.	93	57	501,306	41	327,200	89	584,541	80	89	1,849	25,279
Troy, N. Y.	73	27	270,355	40	357,000	72	517,452	65	69	1,205	12,751
Utica, N. Y.	61	26	237,060	31	273,200	60	420,410	53	58	1,074	13,062
Waterbury, Conn.	42	21	294,850	25	363,400	36	293,646	33	34	832	9,800
Wichita, Kans.	80	42	159,864	27	88,400	75	293,332	69	71	1,376	15,711
Wilkes-Barre, Pa.	65	29	193,856	37	335,700	61	425,295	57	65	1,432	19,461
Wilmington, Del.	103	46	243,233	39	277,200	94	462,650	87	93	1,966	24,276
Yonkers, N. Y.	61	30	620,791	28	306,000	59	446,677	50	55	960	10,933
Youngstown, Ohio.	93	47	336,475	37	246,800	87	506,148	81	84	1,418	21,426
CITIES OF 25,000 TO 50,000 IN 1910.											
Total	5,004	2,148	12,989,789	2,194	13,499,330	4,727	22,644,403	4,561	4,952	83,403	1,015,946
Amsterdam, N. Y.	27	11	145,734	17	81,400	25	155,004	25	26	545	6,637
Atlantic City, N. J.	29	25	199,985	18	192,300	37	239,230	36	36	685	7,664
Auburn, N. Y.	32	17	140,780	20	129,500	31	197,207	28	30	525	7,220
Augusta, Ga.	85	14	18,915	26	167,500	83	171,013	74	78	822	10,936
Aurora, Ill.	36	15	112,671	19	100,350	31	150,685	32	33	582	7,091
Austin, Tex.	70	26	69,974	20	75,221	64	192,116	63	72	965	12,374
Battle Creek, Mich.	22	13	83,200	9	57,750	22	111,341	22	26	571	6,034
Bay City, Mich.	48	10	59,975	34	175,800	44	165,615	39	40	537	7,230
Berkeley, Calif.	43	21	112,592	8	35,650	41	175,790	41	44	696	6,980
Binghamton, N. Y.	55	28	306,977	33	188,900	53	313,114	51	54	1,144	13,196
Bloomington, Ill.	36	12	40,770	13	74,300	34	145,595	30	32	617	6,647
Brookline town, Mass.	17	7	90,000	9	156,800	16	201,330	14	15	416	3,840
Butte, Mont.	42	12	85,621	19	97,400	39	181,815	36	38	404	5,989
Cedar Rapids, Iowa	49	24	205,990	23	125,500	48	203,759	47	48	779	9,400
Charlotte, N. C.	77	37	164,914	29	173,500	76	326,185	76	85	1,225	14,772
Chattanooga, Tenn.	107	47	172,935	24	112,750	101	356,619	103	108	1,514	18,366
Chelsea, Mass.	26	9	91,700	10	105,450	26	114,009	18	20	431	6,486
Chester, Pa.	40	19	132,622	20	135,600	38	259,951	39	41	767	9,920
Chicopee, Mass.	15	6	75,990	11	58,000	13	57,648	14	14	193	2,852
Clinton, Iowa.	31	10	19,762	10	75,835	30	94,738	28	31	376	3,678
Colorado Springs, Colo.	45	15	24,860	17	62,000	42	160,361	40	41	679	7,285
Columbia, S. C.	63	21	85,417	24	153,700	60	165,407	62	67	899	11,809
Council Bluffs, Iowa.	35	12	45,636	21	86,700	34	98,385	33	37	508	6,044
Danville, Ill.	49	20	51,429	25	125,600	46	175,137	43	46	676	6,199
Davenport, Iowa.	39	13	109,846	21	109,100	35	194,320	32	39	527	7,286
Decatur, Ill.	37	14	52,825	17	77,100	35	157,472	32	37	873	10,014
Dubuque, Iowa.	21	13	133,220	19	133,100	30	166,109	27	28	416	5,312
East Orange, N. J.	33	19	206,935	14	138,500	33	294,888	32	34	922	8,564
Easton, Pa.	35	20	161,033	24	132,200	35	263,446	33	43	958	10,095
El Paso, Tex.	51	22	85,293	15	100,364	40	156,433	43	50	668	8,036
Elgin, Ill.	29	12	48,400	14	53,600	28	106,693	27	33	663	7,348
Elmira, N. Y.	46	27	99,395	24	127,350	44	213,527	44	47	824	10,273
Everett, Mass.	21	13	42,554	6	47,000	19	87,446	20	21	613	5,925
Fitchburg, Mass.	34	6	37,800	12	100,050	31	169,655	28	33	570	6,349
Flint, Mich.	37	21	132,733	16	121,000	35	281,261	35	48	786	10,923
Galveston, Tex.	46	21	97,737	28	177,400	45	175,935	43	47	568	7,195
Green Bay, Wis.	32	16	117,760	21	107,300	32	124,004	28	30	378	5,084
Hamilton, Ohio.	40	16	107,446	18	105,640	34	142,507	35	35	598	7,731
Haverhill, Mass.	37	12	52,080	14	91,900	35	216,457	34	36	784	7,432
Hazleton, Pa.	31	16	80,145	21	153,373	29	132,249	25	29	609	8,725

TABLE 64.—STATISTICS OF RELIGIOUS BODIES FOR ALL DENOMINATIONS,

CITY.	Total number of organizations.	MEMBERS.					PLACES OF WORSHIP.			VALUE OF CHURCH PROPERTY.	
		Number of organizations reporting.	Total number reported.	Sex.		Number of organizations reporting—		Number of church edifices reported.	Number of organizations reporting.	Value reported.	
				Number of organizations reporting.	Male.	Female.	Church edifices.				Halls, etc.
CITIES OF 25,000 TO 50,000 IN 1910—contd.											
Huntington, W. Va.....	42	42	14,385	38	4,914	6,673	37	5	39	37	\$870,450
Jackson, Mich.....	32	32	16,201	29	6,396	7,075	28	4	29	29	678,250
Jamestown, N. Y.....	28	27	16,002	25	6,772	8,079	26	1	26	25	977,504
Joliet, Ill.....	49	49	37,615	43	13,823	12,360	41	3	42	38	1,069,875
Joplin, Mo.....	35	35	8,856	32	3,127	4,709	30	3	30	29	549,025
Kalamazoo, Mich.....	37	37	11,370	35	4,126	6,368	35	2	36	34	809,975
Kingston, N. Y.....	29	29	15,914	27	6,691	8,435	28	1	28	28	1,056,842
Knoxville, Tenn.....	100	99	28,510	89	10,134	14,874	91	4	92	87	1,682,925
La Crosse, Wis.....	40	40	15,963	37	5,441	6,722	36	4	38	36	682,800
Lancaster, Pa.....	71	71	25,254	66	8,153	13,235	65	5	67	66	1,790,355
Lansing, Mich.....	34	34	15,622	33	6,201	9,046	31	2	32	30	1,020,000
Lewiston, Me.....	18	18	21,007	17	8,964	12,043	13	5	13	14	516,510
Lexington, Ky.....	50	50	21,786	44	6,151	10,478	44	2	46	45	1,205,650
Lima, Ohio.....	41	41	17,743	40	7,546	10,188	33	7	33	32	971,900
Lincoln, Nebr.....	70	70	20,520	64	7,802	10,563	63	2	67	63	1,191,120
Little Rock, Ark.....	115	115	26,170	106	8,939	14,172	108	3	112	108	1,597,346
Lorain, Ohio.....	32	32	17,225	27	8,035	8,128	32	3	33	32	541,450
Lynchburg, Va.....	51	51	17,194	46	5,983	9,232	47	3	47	47	1,042,300
McKeesport, Pa.....	56	56	33,325	49	15,248	14,795	48	3	49	48	1,848,265
Macon, Ga.....	92	85	27,884	85	9,533	15,543	85	3	90	87	999,568
Madison, Wis.....	36	36	15,525	30	5,803	8,381	32	3	32	33	1,076,500
Malden, Mass.....	28	26	16,833	25	6,806	9,427	22	5	24	22	915,600
Meriden, Conn.....	25	25	21,995	22	7,454	9,151	23	1	23	23	1,204,500
Montgomery, Ala.....	84	84	27,905	73	9,232	15,174	78	4	83	77	971,325
Mount Vernon, N. Y.....	34	34	14,291	30	4,788	5,827	29	2	29	29	883,200
Muskogee, Okla.....	44	44	10,755	40	4,051	6,113	37	4	38	37	443,644
Nashua, N. H.....	18	18	18,389	14	6,158	6,672	17	1	17	16	782,000
New Britain, Conn.....	28	28	33,577	27	16,827	15,430	25	3	25	25	1,550,500
New Castle, Pa.....	59	59	29,644	48	13,578	13,319	54	5	54	55	1,195,950
New Rochelle, N. Y.....	27	27	26,252	21	5,171	7,595	22	3	24	24	1,471,485
Newark, Ohio.....	27	27	13,009	23	5,174	6,718	26	1	26	24	635,470
Newburgh, N. Y.....	33	33	15,539	28	5,638	7,789	29	4	31	29	1,274,438
Newport, Ky.....	21	21	15,708	21	7,309	8,394	20	1	20	20	638,100
Newport, R. I.....	22	22	15,253	20	5,147	6,081	22	2	23	22	1,065,500
Newton, Mass.....	37	37	23,384	32	7,849	11,148	36	1	39	37	2,504,875
Niagara Falls, N. Y.....	32	31	26,076	29	10,990	12,096	28	3	30	28	724,000
Norristown borough, Pa.....	29	29	18,118	25	6,305	7,149	28	1	29	28	1,032,750
Ogden, Utah.....	31	31	18,338	29	8,272	9,780	29	1	32	28	576,221
Orange, N. J.....	27	27	25,074	26	10,526	14,047	26	1	27	26	1,310,997
Oshkosh, Wis.....	41	41	19,470	37	8,302	10,176	36	2	37	36	868,500
Pasadena, Calif.....	48	48	14,733	44	4,932	7,538	43	4	44	42	1,284,850
Perth Amboy, N. J.....	27	27	26,644	26	14,260	11,984	25	2	25	25	598,610
Pittsfield, Mass.....	31	31	24,984	30	9,281	10,703	25	3	27	25	1,104,010
Portsmouth, Va.....	48	48	21,274	45	8,175	11,815	44	3	44	45	1,161,950
Poughkeepsie, N. Y.....	32	32	19,541	29	7,362	10,529	27	2	29	28	1,316,000
Pueblo, Colo.....	51	51	20,506	46	8,522	9,702	43	6	46	44	619,449
Quincy, Ill.....	33	33	19,970	26	5,488	7,440	29	1	30	28	865,700
Quincy, Mass.....	30	30	12,757	29	4,587	5,870	28	2	28	28	741,745
Racine, Wis.....	68	58	20,108	50	7,043	8,341	54	2	57	54	1,047,588
Roanoke, Va.....	50	50	20,010	44	6,910	10,100	45	3	49	47	1,019,587
Rockford, Ill.....	47	45	23,804	42	10,945	10,866	38	6	38	35	1,157,798
Sacramento, Calif.....	50	50	14,104	48	6,876	7,191	38	8	38	37	983,715
Salem, Mass.....	26	26	25,961	23	11,657	11,854	22	3	22	23	1,031,875
San Diego, Calif.....	69	69	19,251	64	7,448	10,445	57	8	59	67	1,322,907
San Jose, Calif.....	50	50	30,310	44	13,249	15,547	41	7	45	41	777,777
Sheboygan, Wis.....	31	31	17,110	30	7,652	7,791	30	1	31	30	583,000
Shenandoah borough, Pa.....	21	20	22,764	18	10,884	10,706	19	1	20	19	655,600
Shreveport, La.....	62	62	17,477	56	6,721	9,112	57	2	59	56	1,014,300
Sioux City, Iowa.....	59	58	21,552	54	9,518	11,349	53	4	54	53	1,271,075
Springfield, Mo.....	65	65	19,097	60	7,417	10,877	57	4	58	57	753,245
Springfield, Ohio.....	55	65	24,484	49	9,139	12,030	51	2	53	61	1,541,660
Stamford, Conn.....	27	27	18,960	22	8,073	9,230	24	3	25	24	1,018,000
Superior, Wis.....	50	50	11,943	41	4,153	4,931	44	3	44	44	592,255
Tampa, Fla.....	65	65	14,048	57	4,516	9,053	58	5	67	67	867,895
Taunton, Mass.....	34	34	23,296	33	8,501	10,775	29	3	29	31	1,179,380
Topeka, Kans.....	74	74	21,205	65	7,439	10,600	69	3	70	68	1,463,071
Waco, Tex.....	62	62	18,193	53	6,537	10,119	58	2	61	68	857,000
Waltham, Mass.....	17	17	15,572	16	6,349	9,037	16	1	17	16	697,675
Waterloo, Iowa.....	41	41	14,060	39	5,476	7,507	36	4	37	36	1,031,500
Watertown, N. Y.....	24	24	16,295	21	5,297	6,757	23	1	24	22	1,105,300
West Hoboken, N. J.....	15	15	27,015	12	8,132	7,606	12	1	13	12	744,000
Wheeling, W. Va.....	50	50	27,599	45	10,293	12,279	45	6	47	44	1,766,100
Williamsport, Pa.....	54	64	20,345	51	8,096	11,088	52	1	53	52	1,582,400
Wilmington, N. C.....	54	64	16,735	49	6,438	9,884	50	3	57	50	995,900
Woonsocket, R. I.....	19	19	32,666	19	15,742	16,924	18	1	19	18	896,000
York, Pa.....	65	65	23,350	63	9,019	13,333	60	3	60	61	1,765,825
Zanesville, Ohio.....	37	37	15,472	36	6,123	9,227	35	2	36	35	884,400

GENERAL TABLES.

IN EACH CITY HAVING, IN 1910, 25,000 INHABITANTS OR MORE: 1916—Continued.

CITY.	Total number of organizations.	DEBT ON CHURCH PROPERTY.		PARSONAGES.		EXPENDITURES FOR YEAR.		SUNDAY SCHOOLS CONDUCTED BY CHURCH ORGANIZATIONS.			
		Number of organizations reporting.	Amount of debt reported.	Number of organizations reporting.	Value of parsonages reported.	Number of organizations reporting.	Amount reported.	Number of organizations reporting.	Number of Sunday schools reported.	Number of officers and teachers.	Number of scholars.
CITIES OF 25,000 TO 50,000 IN 1910—contd.											
Huntington, W. Va.	42	21	\$183,138	16	\$84,700	39	\$163,249	39	40	810	11,254
Jackson, Mich.	32	9	27,769	19	142,600	31	172,482	30	38	616	7,831
Jamestown, N. Y.	28	13	112,600	16	107,000	26	188,838	25	25	596	8,122
Joliet, Ill.	49	25	220,842	22	156,500	44	168,362	40	43	564	7,709
Joplin, Mo.	35	17	61,055	12	36,600	31	92,619	31	31	521	6,615
Kalamazoo, Mich.	37	21	127,532	15	71,600	36	130,650	36	39	717	9,009
Kingston, N. Y.	29	10	56,900	21	123,750	29	168,335	28	30	424	5,464
Knoxville, Tenn.	100	41	139,357	31	125,800	95	298,160	90	94	1,540	23,158
La Crosse, Wis.	40	12	49,085	27	113,600	35	110,122	31	34	477	4,871
Lancaster, Pa.	71	36	254,232	34	243,615	70	311,377	58	63	1,482	16,811
Lansing, Mich.	34	20	113,492	14	110,500	33	209,450	32	35	670	8,446
Lewiston, Me.	18	6	25,119	5	62,000	17	108,907	14	16	255	4,267
Lexington, Ky.	50	18	59,697	12	82,200	46	183,992	50	54	815	11,419
Lima, Ohio.	41	16	102,629	12	70,000	38	214,946	37	38	855	11,628
Lincoln, Nebr.	70	31	90,725	33	121,920	65	244,451	65	68	1,194	12,000
Little Rock, Ark.	115	48	193,730	29	105,450	107	248,340	109	117	1,406	14,180
Lorain, Ohio.	32	22	116,895	14	71,500	31	105,522	30	32	408	6,127
Lynchburg, Va.	51	16	77,750	20	115,000	50	252,239	49	54	877	11,333
McKeesport, Pa.	56	32	173,593	32	205,400	55	369,762	52	58	901	12,927
Macon, Ga.	92	36	67,751	22	93,500	88	219,725	79	87	1,164	15,143
Madison, Wis.	36	25	147,935	19	240,200	34	192,038	31	33	494	5,071
Malden, Mass.	28	8	94,300	11	96,300	27	253,332	25	30	759	8,440
Meriden, Conn.	25	14	114,600	18	152,628	24	200,528	22	26	441	4,301
Montgomery, Ala.	84	30	54,942	21	144,200	76	157,387	79	86	1,006	12,222
Mount Vernon, N. Y.	34	23	225,320	13	107,000	31	219,454	33	35	638	7,518
Muskogee, Okla.	44	20	59,898	13	55,800	41	102,240	42	45	507	6,533
Nashua, N. H.	18	7	97,825	14	125,000	18	137,191	16	16	322	6,171
New Britain, Conn.	28	16	239,417	15	223,000	27	255,059	25	28	601	9,714
New Castle, Pa.	59	25	120,210	22	110,400	59	223,745	55	55	1,048	13,999
New Rochelle, N. Y.	27	13	140,240	13	128,500	24	149,039	21	23	405	4,295
Newark, Ohio.	27	10	103,700	10	57,200	24	154,657	27	27	546	7,870
Newburgh, N. Y.	33	11	116,150	16	142,141	33	177,837	32	34	575	5,648
Newport, Ky.	21	12	108,122	10	59,000	21	101,710	19	21	435	6,565
Newport, R. I.	22	4	73,800	14	158,100	21	138,795	23	23	453	4,375
Newton, Mass.	37	6	28,050	23	217,480	37	644,620	37	38	884	8,332
Niagara Falls, N. Y.	32	18	232,950	17	108,250	32	168,555	29	35	569	8,202
Norristown borough, Pa.	29	16	137,132	18	113,050	28	164,848	28	30	732	10,046
Ogden, Utah.	31	9	10,067	5	17,250	29	61,225	30	31	556	6,473
Orange, N. J.	27	11	193,065	15	147,250	27	269,540	25	27	612	7,518
Oshkosh, Wis.	41	23	134,292	23	107,100	40	170,743	36	38	604	6,200
Pasadena, Calif.	48	14	56,490	15	67,150	46	323,731	42	43	859	9,838
Perth Amboy, N. J.	27	17	110,055	17	135,600	26	153,207	26	35	307	5,524
Pittsfield, Mass.	31	12	121,850	11	92,000	28	157,536	27	30	532	6,480
Portsmouth, Va.	48	24	121,444	12	101,000	46	162,919	47	49	892	11,243
Poughkeepsie, N. Y.	32	8	108,927	21	135,500	28	195,561	28	31	570	5,650
Pueblo, Colo.	51	19	83,819	25	74,278	49	142,346	46	49	625	7,296
Quincy, Ill.	33	5	41,545	19	109,000	29	122,765	28	32	529	6,793
Quincy, Mass.	30	16	76,925	11	57,500	30	178,885	29	30	715	6,956
Racine, Wis.	58	29	124,735	36	163,500	56	236,004	55	58	826	8,651
Roanoke, Va.	50	26	140,968	19	122,500	49	238,841	45	49	1,032	13,715
Rockford, Ill.	47	17	73,170	22	155,300	40	247,901	42	44	1,096	12,546
Sacramento, Calif.	50	19	108,300	12	77,000	46	105,474	46	48	536	5,542
Salem, Mass.	26	9	74,269	12	112,500	25	218,436	23	24	420	5,322
San Diego, Calif.	69	32	256,442	16	69,050	63	232,912	60	62	948	9,217
San Jose, Calif.	50	22	112,127	16	46,750	46	167,164	42	49	608	7,284
Sheboygan, Wis.	31	21	155,387	26	95,060	30	102,433	24	25	353	4,245
Shenandoah borough, Pa.	21	11	214,505	15	138,500	19	133,534	17	24	316	4,701
Shreveport, La.	62	32	115,584	15	67,250	58	207,871	57	57	767	9,361
Sioux City, Iowa.	59	29	215,021	32	216,450	56	502,264	52	56	875	9,670
Springfield, Mo.	65	25	51,392	22	86,100	59	161,334	59	62	851	11,074
Springfield, Ohio.	55	30	104,915	17	97,700	51	303,486	53	58	1,192	16,837
Stamford, Conn.	27	11	58,842	16	159,800	26	195,070	24	25	473	4,991
Superior, Wis.	50	26	125,719	19	70,700	45	110,751	44	50	499	5,214
Tampa, Fla.	65	23	147,358	23	79,025	61	155,332	61	68	798	9,461
Taunton, Mass.	34	13	121,081	20	166,800	32	150,142	31	34	560	6,455
Topeka, Kans.	74	25	70,568	34	109,200	68	268,959	66	68	1,416	14,730
Waco, Tex.	62	23	55,005	30	126,950	58	211,512	61	69	983	10,808
Waltham, Mass.	17	5	94,855	5	56,500	16	107,084	16	16	356	4,522
Waterloo, Iowa.	41	20	131,445	19	106,800	41	181,050	39	43	859	10,570
Watertown, N. Y.	24	13	146,106	14	111,700	22	141,097	24	26	607	6,960
West Hoboken, N. J.	15	6	38,300	5	30,000	14	237,814	14	20	324	5,193
Wheeling, W. Va.	50	25	222,827	22	190,500	48	332,732	45	49	957	12,847
Williamsport, Pa.	54	29	130,352	34	184,400	50	246,299	49	49	1,180	13,242
Wilmington, N. C.	64	17	47,330	27	121,900	53	222,509	50	60	871	10,011
Woonsocket, R. I.	19	8	188,753	14	139,800	19	115,924	19	25	341	6,299
York, Pa.	65	28	117,280	38	216,200	64	308,149	62	69	1,823	25,463
Zanesville, Ohio.	37	17	59,100	15	83,800	37	166,878	36	37	660	8,837

RELIGIOUS BODIES.

TABLE 65.—NUMBER OF MEMBERS IN SELECTED DENOMINATIONS, FOR CITIES HAVING, IN 1910, 25,000 INHABITANTS OR MORE: 1916.

CITY.	POPULATION.		MEMBERS: 1916.											
	1910	1916 (estimated).	All denomi- nations.	Adventist bodies.		Ar- men- ian Church.	Baptist bodies.				Brethren, Ger- man Baptist (Dunkers).		Brethren, Plymouth.	
				Ad- vent- Chris- tian.	Sev- en- day Ad- vent- ist.		Baptists—			Church of the Brethren (Con- serva- tive).	Breth- ren Church (Pro- gres- sive).	Breth- ren, Plym- outh, I.	Breth- ren, Plym- outh, II.	
							North- ern Con- vention.	South- ern Con- vention.	National Conven- tion.					Free.
Total for United States.....	91,972,266	102,017,312	41,926,854	30,597	79,355	27,450	1,232,135	2,708,870	2,938,579	12,570	105,102	24,060	3,896	5,928
Total for cities of 25,000 and over in 1910.....	28,480,469	33,334,907	15,291,245	5,176	24,800	22,440	459,041	207,222	460,587	2,692	10,136	4,133	2,547	4,159
CITIES OF 300,000 AND OVER IN 1910.														
Total.....	15,193,901	17,535,610	7,686,860	857	8,391	9,533	202,085	20,657	134,773	780	2,664	799	1,248	1,979
Baltimore, Md.....	558,485	589,621	296,599	493	8,863	24,648	372	233	85
Boston, Mass.....	670,585	756,476	401,498	188	229	1,600	15,959	1,306	70	159
Buffalo, N. Y.....	423,715	468,558	277,045	43	227	6,029	101	270	53
Chicago, Ill.....	2,185,283	2,497,722	1,058,785	178	923	180	24,487	11,822	34	364	65	500
Cincinnati, Ohio.....	363,591	410,476	167,028	134	5,124	5,524	9	4
Cleveland, Ohio.....	560,663	674,073	357,261	379	8,612	3,762	104	8	58
Detroit, Mich.....	465,766	576,922	330,600	72	318	3,800	9,690	325	138	280
Los Angeles, Calif.....	319,198	504,878	122,697	160	991	475	7,348	1,024	220	81	141
Milwaukee, Wis.....	373,857	436,535	201,082	223	2,465	42
Minneapolis, Minn.....	301,408	363,454	122,259	130	400	8,016	60	67
New Orleans, La.....	339,075	371,747	195,617	177	1,279	11,369
New York, N. Y.....	4,766,883	5,602,841	2,101,233	1,507	2,375	45,954	3,645	155	207	379
Newark, N. J.....	347,469	408,894	169,420	134	4,811	3,815	21	21
Philadelphia, Pa.....	1,549,008	1,709,518	776,422	428	1,103	46,414	17,544	1,253	539	176	136
Pittsburgh, Pa.....	533,905	579,090	377,703	368	6,060	12,592	230	160	50	111
St. Louis, Mo.....	687,029	757,309	392,453	46	228	7,748	9,677	133	37
San Francisco, Calif.....	416,912	463,516	174,745	40	226	1,449	75	28	68
Washington, D. C.....	331,069	363,980	164,413	1,006	9,667	2,767	27,544	200	100	27	22
CITIES OF 100,000 TO 300,000 IN 1910.														
Total.....	5,134,496	6,098,864	2,751,017	1,332	6,584	8,447	92,463	72,459	130,350	1,267	981	1,071	495	787
Albany, N. Y.....	100,253	106,003	61,261	59	2,472	37
Atlanta, Ga.....	154,839	190,558	78,878	291	15,389	15,294
Birmingham, Ala.....	132,685	181,762	77,145	139	8,420	20,145
Bridgeport, Conn.....	102,054	121,579	82,170	190	57	112	1,915
Cambridge, Mass.....	104,839	112,981	45,210	57	600	3,422
Columbus, Ohio.....	181,511	214,878	94,772	272	1,917	4,222	108
Dayton, Ohio.....	116,577	127,224	64,735	55	3,802	1,881	353	880
Denver, Colo.....	213,381	260,800	71,847	611	4,438	1,256	75	12
Fall River, Mass.....	119,295	128,366	91,373	87	1,974	18
Grand Rapids, Mich.....	112,571	128,291	57,632	223	100	2,490	60	153	103
Indianapolis, Ind.....	233,650	275,692	96,225	412	4,886	5,801	60	19	6
Jersey City, N. J.....	267,779	306,345	146,490	191	2,865	190	15	150
Kansas City, Mo.....	248,381	297,847	103,905	296	8,919	8,614	45	195
Louisville, Ky.....	223,928	238,910	129,529	140	12,987	16,549
Lowell, Mass.....	106,294	113,245	91,476	86	42	600	4,011	807	54
Memphis, Tenn.....	131,105	148,995	59,975	68	66	4,057	15,947
Nashville, Tenn.....	110,364	117,057	60,506	280	5,814	14,146
New Haven, Conn.....	133,605	149,685	104,728	32	118	3,066
Oakland, Calif.....	150,174	198,604	62,837	95	581	1,898	193	128	137
Omaha, Nebr.....	150,355	165,470	68,391	242	3,438	99	5
Paterson, N. J.....	125,600	138,443	67,990	108	3,010	700	55
Portland, Ore.....	207,214	295,463	60,280	75	731	4,670	47	19	90
Providence, R. I.....	224,326	254,960	150,285	309	61	4,000	8,459	460
Richmond, Va.....	127,628	156,687	82,944	145	16,873	24,361
Rochester, N. Y.....	218,149	258,959	143,219	70	86	35	7,891	40	45
St. Paul, Minn.....	214,744	247,232	103,156	173	3,297	478	27
Scranton, Pa.....	129,867	146,811	97,335	62	5,997
Seattle, Wash.....	237,194	348,639	72,986	104	486	3,810	240	35	42	30
Spokane, Wash.....	104,402	150,323	30,682	259	1,795	53	36	88	35
Syracuse, N. Y.....	137,249	158,624	91,454	160	4,582	8
Toledo, Ohio.....	168,497	198,117	100,938	103	3,260	202	43
Worcester, Mass.....	145,986	163,314	100,663	216	135	3,000	3,098	17	13
CITIES OF 50,000 TO 100,000 IN 1910.														
Total.....	4,178,915	5,013,690	2,495,401	1,699	4,086	1,765	76,470	46,031	90,640	90	3,445	1,750	528	1,026
Akron, Ohio.....	69,067	90,625	51,621	111	1,372	370	285
Allentown, Pa.....	51,913	63,505	31,806	45	321	46	26
Altoona, Pa.....	52,127	58,659	38,150	64	1,402	170	538	245	52
Bayonne, N. J.....	55,545	69,893	52,521	705	44
Brockton, Mass.....	56,878	67,449	30,904	93	65	1,028
Camden, N. J.....	94,538	106,233	38,594	89	3,261	885	40	55
Canton, Ohio.....	50,217	60,852	31,847	19	897	75	136
Charleston, S. C.....	58,833	60,734	31,580	54	1,532	4,267
Covington, Ky.....	53,270	57,144	27,073	31	1,930	900
Dallas, Tex.....	92,104	124,527	52,429	84	8,093	10,317	19
Des Moines, Iowa.....	80,368	101,588	45,904	182	2,469	151
Duluth, Minn.....	73,466	94,495	33,588	151	1,533	37	52
East St. Louis, Ill.....	58,547	74,708	26,444	1,806	1,835
Elizabeth, N. J.....	73,409	86,690	48,604	981	575	70	19
Erie, Pa.....	66,525	75,195	52,163	70	1,364	18
Evansville, Ind.....	69,647	76,078	30,943	714	809
Fort Wayne, Ind.....	63,933	76,183	39,951	15	1,402	30
Fort Worth, Tex.....	73,312	104,562	42,797	90	6,159	10,887	24

¹ Includes population (26,259) of South Omaha, annexed in 1915.

GENERAL TABLES.

TABLE 65.—NUMBER OF MEMBERS IN SELECTED DENOMINATIONS, FOR CITIES HAVING, IN 1910, 25,000 INHABITANTS OR MORE: 1916—Continued.

CITY.	POPULATION.		All denomi- nations.	MEMBERS: 1916.										
	1910	1916 (estimated).		Adventist bodies.		Ar- me- nian Church.	Baptist bodies.				Brethren, Ger- man Baptist (Dunkers).		Brethren, Plymouth.	
				Ad- vent Chris- tian.	Sev- enth- day Ad- vent- ist.		Baptists—			Church of the Brethren (Con- serva- tive).	Breth- ren Church (Pro- gres- sive).	Breth- ren, Plym- outh, I.	Breth- ren, Plym- outh, II.	
							North- ern Con- vention.	South- ern Con- vention.	National Conven- tion.					Free.
CITIES OF 50,000 TO 100,000 IN 1910—continued.														
Harrisburg, Pa.	64,186	72,015	33,920		64		1,063				113		49	52
Hartford, Conn.	98,915	110,900	73,257	74	76		3,479						13	20
Hoboken, N. J.	70,324	77,214	30,725				416							26
Holyoke, Mass.	57,730	65,286	41,697		10		1,072							107
Houston, Tex.	78,800	112,384	49,256		127			3,291	11,409					
Jacksonville, Fla.	57,699	76,101	31,640	172	162			2,379	7,860					
Johnstown, Pa.	55,482	68,529	51,477		90		566		140	1,368	1,123			40
Kansas City, Kans.	82,331	99,437	42,291	83	255		3,704		4,329	108				
Lawrence, Mass.	85,892	100,560	73,591	130		1,500	1,707							30
Lynn, Mass.	89,336	102,425	41,548	151		200	2,394							
Manchester, N. H.	70,063	78,283	55,291	119	16		1,667							
Mobile, Ala.	51,521	58,221	32,616		53			1,964	4,826					
New Bedford, Mass.	96,652	118,158	62,120	100	49		1,252							150
Norfolk, Va.	67,452	89,612	37,334		20			5,302	7,696				32	
Oklahoma City, Okla.	64,205	92,943	24,713		206			4,151	1,706					
Passaic, N. J.	54,773	71,744	48,733				651						35	
Pawtucket, R. I.	51,622	59,411	32,446		66		1,699							154
Peoria, Ill.	66,950	71,458	25,251		57		921		255					
Portland, Me.	58,571	63,867	27,035	165	150		2,150							
Reading, Pa.	96,071	109,811	49,971		107		1,148		60	88			81	
St. Joseph, Mo.	77,403	85,236	28,910		85			2,701	1,865	135	25			43
Saginaw, Mich.	50,510	55,642	23,128		73		851		29					
Salt Lake City, Utah.	92,777	117,399	59,162		128		848							28
San Antonio, Tex.	96,614	123,831	61,179		89			3,514	4,213					
Savannah, Ga.	65,064	68,805	34,140		76			3,200	10,608				60	16
Behenectady, N. Y.	72,826	99,519	44,985	85	49		1,768							63
Bomerville, Mass.	77,236	87,039	40,323	108	49		3,406							
Booth Bend, Ind.	53,684	68,946	30,521		37		676		100	282	175			
Springfield, Ill.	51,678	61,120	24,925		88		1,979		547					
Springfield, Mass.	88,926	105,942	58,366	284	50		2,826							
Tacoma, Wash.	83,743	112,770	24,572		162		1,626		74	32			14	25
Terre Haute, Ind.	58,157	66,083	20,489		57		1,289		439					
Trenton, N. J.	96,815	111,593	68,586		135		4,344		132					
Troy, N. Y.	76,813	77,916	50,912		24		1,727							
Utica, N. Y.	74,419	87,401	55,803		29		2,411							
Waterbury, Conn.	73,141	86,973	55,846	135			970							
Wichita, Kans.	52,450	70,722	22,341		275		2,195		960	180				
Wilkes-Barre, Pa.	67,105	76,776	57,332				1,322							14
Wilmington, Del.	87,411	94,265	49,586		128		3,236							
Yonkers, N. Y.	79,303	99,838	46,808		39		1,447		550					45
Youngstown, Ohio.	79,066	108,385	65,656				2,071		750	60				
CITIES OF 25,000 TO 50,000 IN 1910.														
Total	3,973,157	4,686,743	2,357,967	1,288	5,739	2,695	88,023	68,075	104,824	555	3,046	513	276	367
Amsterdam, N. Y.	31,267	37,103	20,463		22		790						54	
Atlantic City, N. J.	46,150	57,660	16,869				1,045		1,078					
Auburn, N. Y.	34,668	37,385	21,787		20		1,145							
Augusta, Ga.	41,040	50,245	25,317	85	57			2,703	3,350					
Aurora, Ill.	29,807	34,204	19,876	203	44		1,115		128					
Austin, Tex.	29,860	34,814	19,672		25			1,676	4,082					
Battle Creek, Mich.	25,267	29,480	9,379		615		704		60					
Bay City, Mich.	45,166	47,942	26,437		87		892		20					
Berkeley, Calif.	40,434	57,653	14,253		116		685							
Binghamton, N. Y.	48,443	53,973	31,774		28		2,557							
Bloomington, Ill.	25,768	27,258	15,414		25		757		243					
Brookline town, Mass.	27,792	32,730	15,957				556							
Butte, Mont.	39,165	43,425	21,176		23		451							
Cedar Rapids, Iowa.	32,811	37,308	15,727		81		489		68	85				
Charlotte, N. C.	34,014	39,823	21,599					2,848	1,717					
Chattanooga, Tenn.	44,604	60,075	28,870		112			4,323	6,389					
Chelsea, Mass.	32,452	46,192	24,118	160		400	376			205				
Chester, Pa.	38,537	41,396	25,018				1,307		512					
Chicopee, Mass.	25,401	29,319	14,786				60							
Clinton, Iowa.	25,577	27,386	10,343		18		334		37					
Colorado Springs, Colo.	29,078	32,971	12,157		73		780		250					
Columbia, S. C.	26,319	34,611	19,473		99			2,523	5,554					
Council Bluffs, Iowa.	29,292	31,484	10,328		72		520		105	66				
Danville, Ill.	27,871	32,261	11,792		24		745		427					
Davenport, Iowa.	43,028	48,811	14,608		73		623		120				13	
Decatur, Ill.	31,140	39,631	16,084		47		1,538		184	124				
Dubuque, Iowa.	38,494	39,873	21,272		37		106							80
East Orange, N. J.	34,371	42,458	17,055				596		920					
Easton, Pa.	28,523	30,530	17,622				310							
El Paso, Tex.	39,279	63,705	44,570		65			1,765	739					
Elgin, Ill.	25,976	28,203	12,375		40		1,129		25	160				100
Elmira, N. Y.	37,176	38,120	26,473		66		2,105							
Everett, Mass.	35,484	39,233	11,873		46		927							
Fitchburg, Mass.	37,826	41,781	27,601		32		887							
Flint, Mich.	38,550	54,772	15,306		94		1,160		50					50
Galveston, Tex.	36,981	41,863	23,222					1,220	3,000					

GENERAL TABLES.

TABLE 65.—NUMBER OF MEMBERS IN SELECTED DENOMINATIONS, FOR CITIES HAVING, IN 1910, 25,000 INHABITANTS OR MORE: 1916—Continued.

CITY.	MEMBERS: 1916.														
	Buddhists-Japanese temples.	Catholic Apostolic Church.	Christian and Missionary Alliance.	Christian Church (Christian Convention).	Churches of Christ.	Church of the Living God, C. W. F. F.	Churches of the New Jerusalem, General Convention.	Congregational Churches.	Disciples of Christ.	Eastern Orthodox Churches.				Evangelical Association.	Evangelical Protestant Church.
										Greek Church (Hellenic).	Russian Church.	Serbian Church.	Syrian Church.		
Total for United States.....	5,639	2,768	9,625	118,737	317,937	9,626	6,352	791,274	1,226,028	119,871	99,681	14,301	11,591	120,756	17,962
Total for cities of 25,000 and over in 1910.....	2,664	2,716	5,229	5,854	14,421	4,479	5,007	282,652	207,378	100,947	57,913	9,531	9,211	30,010	15,002
CITIES OF 300,000 AND OVER IN 1910.															
Total.....	1,175	2,540	1,784	142	1,798	279	3,468	95,942	42,394	54,055	32,092	4,606	5,150	11,309	12,548
Baltimore, Md.....							179	745	2,894	600	442			251	
Boston, Mass.....		205					616	15,458	181	1,439			1,850	47	
Buffalo, N. Y.....		131	36				50	1,002	2,282	560				1,026	
Chicago, Ill.....		500			84	22	377	15,448	4,066	11,200	2,776	1,296		1,448	
Cincinnati, Ohio.....					135	118	285	1,003	3,354	61					6,538
Cleveland, Ohio.....			237				86	7,808	5,267		2,184			1,726	650
Detroit, Mich.....					1,025	10	129	3,658	2,151	2,000	4,955	200		1,255	
Los Angeles, Calif.....	635	103	250		150		64	5,489	2,000					471	
Milwaukee, Wis.....							10	1,463	360	2,500		3,110		1,395	
Minneapolis, Minn.....							29	6,327	1,049	100	2,714			238	
New Orleans, La.....					114		14	374	250	75					
New York, N. Y.....		1,085	176	142			473	25,230	1,730	22,680	11,320		2,500	1,497	
Newark, N. J.....			54					620		600	1,322			215	
Philadelphia, Pa.....		289	296		132	16	616	2,230	1,224	2,600	2,600		300	821	
Pittsburgh, Pa.....		45	580		25		67	753	4,185	7,000	1,359		500	853	5,010
St. Louis, Mo.....			155		50	113	266	3,040	4,389						360
San Francisco, Calif.....	540	182			40		107	1,885	485	4,000	360			66	
Washington, D. C.....					43		100	3,255	3,038	1,300					
CITIES OF 100,000 TO 300,000 IN 1910.															
Total.....	1,489		1,336	1,792	6,400	1,845	603	71,787	55,284	26,767	7,118	520	1,400	5,720	1,200
Albany, N. Y.....				215				260							83
Atlanta, Ga.....			70		357			1,783	1,949	690					
Birmingham, Ala.....					250	25		300	645	900					
Bridgeport, Conn.....			82					3,172	28		2,563			52	
Cambridge, Mass.....							84	2,593		500				119	
Columbus, Ohio.....			104	226	50		18	2,895	3,521	190				329	1,200
Dayton, Ohio.....			65	495		150			1,179					604	
Denver, Colo.....	911				50		33	3,768	2,467	150	450			62	
Fall River, Mass.....				471			37	1,185			215			31	
Grand Rapids, Mich.....							10	2,572	777		60		400	242	
Indianapolis, Ind.....			60		260	150	30	833	8,545	410				622	
Jersey City, N. J.....			86					1,235			1,495			170	
Kansas City, Mo.....					137	100		2,350	11,343	1,650				345	
Louisville, Ky.....					841	800	12	190	5,415					363	
Lowell, Mass.....								2,918		12,000				77	
Memphis, Tenn.....			25		368	75		357	1,688						
Nashville, Tenn.....					3,946	500		616	2,070						
New Haven, Conn.....								7,037		150	458				
Oakland, Calif.....	578		75		16			3,540	624						
Omaha, Nebr.....								1,928	1,306	300		520		55	
Paterson, N. J.....							24	334						76	
Portland, Oreg.....			40				80	2,950	1,907	3,500				571	
Providence, R. I.....			25	385			145	4,444	70	1,200					
Richmond, Va.....							40	2,996		300					
Rochester, N. Y.....			27					362	406					398	
St. Paul, Minn.....			77				37	2,471	558		420			406	
Scranton, Pa.....			191					2,231	543		1,098				
Seattle, Wash.....			65		45	45		4,207	1,855	1,500	230			137	
Spokane, Wash.....			60		80			2,113	1,857					193	
Syracuse, N. Y.....			126					2,238	736	150	129			259	
Toledo, Ohio.....			115				53	3,406	2,384	2,000				526	
Worcester, Mass.....			43					7,499	415	1,177			1,000		
CITIES OF 50,000 TO 100,000 IN 1910.															
Total.....		176	1,010	2,355	3,941	1,975	541	51,225	57,658	15,585	12,904	555	2,356	7,329	23
Akron, Ohio.....			250		75			1,317	3,934	2,000	639		100	581	
Allentown, Pa.....													170	851	
Altoona, Pa.....			230						539	800	60			174	
Bayonne, N. J.....											780				
Brockton, Mass.....			99				165	2,710		600					
Camden, N. J.....															
Canton, Ohio.....								983	4,225	4,100				160	
Charleston, S. C.....							3	277	256						
Covington, Ky.....						15			2,068						
Dallas, Tex.....					997	1,500		791	3,122						
Des Moines, Iowa.....							5	1,457	8,808					199	
Duluth, Minn.....			41					635	250					89	
East St. Louis, Ill.....						75		60	606						
Elizabeth, N. J.....								89							
Erie, Pa.....			33		117				150					243	
Evansville, Ind.....					118				910					189	
Fort Wayne, Ind.....								898	1,425					784	
Fort Worth, Tex.....					1,878	30		210	2,411	200					

RELIGIOUS BODIES.

TABLE 65.—NUMBER OF MEMBERS IN SELECTED DENOMINATIONS, FOR CITIES HAVING, IN 1910, 25,000 INHABITANTS OR MORE: 1916—Continued.

CITY.	MEMBERS: 1916.														
	Bud- dhists- Japa- nese tem- ples.	Catho- lico Apos- tolic Church.	Chris- tian and Mis- sionary Alli- ance.	Christian Church (Chris- tian Conven- tion).	Churches of Christ.	Church of the Living God, C. W. F. F.	Churches of the New Jerusa- lem, General Conven- tion.	Congrega- tional Churches.	Disciples of Christ.	Eastern Orthodox Churches.				Evan- gelical Assoc- iation.	Evan- gelical Prot- estant Church.
										Greek Church (Hel- lenic)	Russian Church.	Serbian Church.	Syrjan Church.		
CITIES OF 50,000 TO 100,000 IN 1910—continued.															
Harrisburg, Pa.			25					206							
Hartford, Conn.	139						6,070			560					
Hoboken, N. J.							57								
Holyoke, Mass.							2,684		400						
Houston, Tex.					86		182	469	220				86		
Jacksonville, Fla.					70		290	1,263							
Johnstown, Pa.			68				200	1,127							
Kansas City, Kans.						75	1,023	2,675		335	555	206	388		
Lawrence, Mass.							1,724		800	235		1,080			
Lynn, Mass.				51			1,168	66					85		
Manchester, N. H.				67			1,690		3,500	255					
Mobile, Ala.					35		160	238							
New Bedford, Mass.				408			845		800				29		
Norfolk, Va.				1,575				613							
Oklahoma City, Okla.					45	112	790	2,650	150						
Passaic, N. J.							178			3,400					
Pawtucket, R. I.							1,868		600				76		
Peoria, Ill.							1,242	1,276					225		
Portland, Me.					60		2,812	100							
Reading, Pa.						43		200	70	177			1,078		
St. Joseph, Mo.				19			454	2,230					333	23	
Saginaw, Mich.							632	206					90		
Salt Lake City, Utah.							1,090	276							
San Antonio, Tex.					360		68	1,341					143		
Savannah, Ga.						15	353	471	640						
Schenectady, N. Y.			14				699	200							
Somerville, Mass.							2,087						118		
South Bend, Ind.								1,190					528		
Springfield, Ill.						18	475	2,450					54		
Springfield, Mass.						25	5,629	208		780					
Tacoma, Wash.			53				949	1,101					185		
Terre Haute, Ind.					155	75	727	2,086					117		
Trenton, N. J.									130				50		
Troy, N. Y.			64				95	452							
Utica, N. Y.			28				1,020						100		
Waterbury, Conn.	37						2,457		1,050						
Wichita, Kans.					180		810	2,628					143		
Wilkes-Barre, Pa.							783	704	205	1,900		800	331		
Wilmington, Del.			105			60				50					
Yonkers, N. Y.								1,225		1,348					
Youngstown, Ohio.							587	2,728	300						
CITIES OF 25,000 TO 50,000 IN 1910.															
Total			1,099	1,565	2,282	380	395	63,698	52,042	4,540	5,799	3,850	305	5,652	1,281
Amsterdam, N. Y.													126		
Atlantic City, N. J.										308					
Auburn, N. Y.							50	250							
Augusta, Ga.							885	981							
Aurora, Ill.							40	40					95		
Austin, Tex.					175		175	807							
Battle Creek, Mich.							411	170							
Bay City, Mich.					25		286						138		
Berkeley, Calif.							1,217	373							
Binghamton, N. Y.			125	60			1,160		348				216		
Bloomington, Ill.					27		83	2,265							
Brookline town, Mass.						45	1,261								
Butte, Mont.								318		2,700					
Cedar Rapids, Iowa.							489	864				155	80		
Charlotte, N. C.							125	43							
Chattanooga, Tenn.					586	72	482	996							
Chelsea, Mass.							994								
Chester, Pa.															
Chicopee, Mass.							446								
Clinton, Iowa.							422	228					80		
Colorado Springs, Colo.					17		736	1,259					126		
Columbia, S. C.							10	138							
Council Bluffs, Iowa.							470	780					140		
Danville, Ill.					88		248	1,545							
Davenport, Iowa.							627	965							
Decatur, Ill.						75	301	1,742							
Dubuque, Iowa.							1,157						76		
East Orange, N. J.							1,111	504					344		
Easton, Pa.															
El Paso, Tex.					102	6	155	818							
Elgin, Ill.							1,017						580		
Elmira, N. Y.							1,021	614		89					
Everett, Mass.							994	135					62		
Fitchburg, Mass.							1,385		775						
Flint, Mich.					27		304	340		54			445		
Galveston, Tex.								379		652			82		

TABLE 65.—NUMBER OF MEMBERS IN SELECTED DENOMINATIONS, FOR CITIES HAVING, IN 1910, 25,000 INHABITANTS OR MORE: 1916—Continued.

CITY.	MEMBERS: 1916.														
	Bud- dhists- Japa- nese tem- ples.	Catho- lic Apos- tolic Church.	Chris- tian and Mis- sionary Alli- ance.	Christian Church (Chris- tian Conven- tion).	Churches of Christ.	Church of the Living God, C. W. F. F.	Churches of the New Jerusa- lem, General Conven- tion.	Congrega- tional Churches.	Disciples of Christ.	Eastern Orthodox Churches.				Evangel- ical Associa- tion.	Evangel- ical Protes- tant Church.
CITIES OF 25,000 TO 50,000 IN 1910—continued.															
Green Bay, Wis.							265	105							
Hamilton, Ohio			319			18	98	1,100							
Haverhill, Mass.				213			1,931	60							
Hazleton, Pa.														143	
Huntington, W. Va.					130		216	1,255							
Jackson, Mich.							547							153	
Jamestown, N. Y.							680								
Joliet, Ill.							55	87		500	640			32	
Joplin, Mo.					10		298	1,931							
Kalamazoo, Mich.							527	290						46	
Kingston, N. Y.							151								
Knoxville, Tenn.					97		40	794							
La Crosse, Wis.							342						150	39	
Lancaster, Pa.			110				9	157						61	
Lansing, Mich.							1,253	175						21	
Lewiston, Me.									325						
Lexington, Ky.							59	4,080							
Lima, Ohio			50	669			165	1,542							
Lincoln, Nebr.					10		1,861	1,675						139	
Little Rock, Ark.					65	85	156	1,139							
Lorain, Ohio							509	397			386			196	
Lynchburg, Va.								746							
McKeesport, Pa.							92	500				1,150			600
Macon, Ga.					60		85	350							
Madison, Wis.							1,373							190	
Malden, Mass.							1,215								
Meriden, Conn.							1,433			150	240				
Montgomery, Ala.						30	157	420							
Mount Vernon, N. Y.							468								
Muskogee, Okla.					34	30	65	100							
Nashua, N. H.							848			250					
New Britain, Conn.							3,263	200		435					
New Castle, Pa.							177	1,725		100	383			78	
New Rochelle, N. Y.			90				35								
Newark, Ohio							677	1,091							
Newburgh, N. Y.							338								
Newport, Ky.							223	291							379
Newport, R. I.							434								
Newton, Mass.						127	3,519								
Niagara Falls, N. Y.							486	400						176	
Norristown borough, Pa.														383	
Ogden, Utah							213	42							
Orange, N. J.							84	517							
Oshkosh, Wis.							733							149	
Pasadena, Calif.			150		15		1,550	715							
Perth Amboy, N. J.							24			325					
Pittsfield, Mass.							2,005			156					
Portsmouth, Va.				273			85	120							
Poughkeepsie, N. Y.							506								
Pueblo, Colo.							420	750		365	350				
Quincy, Ill.							561	300							
Quincy, Mass.							1,807								
Racine, Wis.							707							242	
Roanoke, Va.								595							
Rockford, Ill.						14	1,269	382							
Sacramento, Calif.				16			263	560						68	
Salem, Mass.							747			850					
San Diego, Calif.						40	1,127	1,205						40	
San Jose, Calif.							357	725							
Sheboygan, Wis.							599			200				70	
Shenandoah borough, Pa.							88			200					
Shreveport, La.				42		2		1,140							
Sioux City, Iowa							644	287							
Springfield, Mo.				261	40		478	1,925							
Springfield, Ohio				350	18		650	690							
Stamford, Conn.							558			700	285				
Superior, Wis.							419								
Tampa, Fla.					100		75	250							
Taunton, Mass.							1,122			98					
Topeka, Kans.					100		1,609	1,593						112	
Waco, Tex.					150	12		712							
Waltham, Mass.						50	682								
Waterloo, Iowa							605	365		175				516	
Watertown, N. Y.							535	100							
West Hoboken, N. J.															
Wheeling, W. Va.					95			1,191		800					352
Williamsport, Pa.			255				188	358						104	
Wilmington, N. C.							135	179							
Woonsocket, R. I.							226								
York, Pa.														78	
Zanesville, Ohio					50		131	834						26	

GENERAL TABLES.

TABLE 65.—NUMBER OF MEMBERS IN SELECTED DENOMINATIONS, FOR CITIES HAVING, IN 1910, 25,000 INHABITANTS OR MORE: 1916—Continued.

CITY.	MEMBERS: 1916.														
	Friends.		German Evangelical Synod.	Independent churches.	Jewish congregations.	Latter Day Saints.		Lithuanian National Catholic Church.	Lutheran bodies.						
	Friends (Orthodox).	Friends (Hicksite).				Church of Jesus Christ.	Reorganized Church of Jesus Christ.		General Synod.	United Synod, South.	General Council.	Synodical Conference.	Norwegian Lutheran Church.		
												Hauge's Synod.	Synod for Norwegian Church.	United Norwegian Church.	
CITIES OF 50,000 TO 100,000 IN 1910—continued.															
Harrisburg, Pa.					2,250				6,698		965	22			
Hartford, Conn.					4,704						1,052	350			
Hoboken, N. J.					685	36			325		135	600	150		
Holyoke, Mass.					100							677			
Houston, Tex.			1,200	125	300		81					380			
Jacksonville, Fla.					125	806				317					
Johnstown, Pa.				410						3,000	3,060	250			
Kansas City, Kans.			300						160		246	283			
Lawrence, Mass.	73				5,010			2,736				32			
Lynn, Mass.	154				150	25					160				
Manchester, N. H.	30				850		78				483	75			
Mobile, Ala.												325			
New Bedford, Mass.	163				390	20	64				95				
Norfolk, Va.				25	1,140					180					
Oklahoma City, Okla.			54		630		35			196	59	146			
Passaic, N. J.				486							2,611	202			
Pawtucket, R. I.					1,000	30	64			80		336	1,264		
Peoria, Ill.			26												
Portland, Me.	258			51		10					50			267	
Reading, Pa.		27		154	485				1,026		8,427				
St. Joseph, Mo.			641		500	162	944		507			396			
Saginaw, Mich.			240				104					2,683			
Salt Lake City, Utah.			50		600	49,117	204				80	60			
San Antonio, Tex.			250		800		293					66			
Savannah, Ga.				150	275					1,487					
Schenectady, N. Y.			225		435				510		80	813			
Somerville, Mass.					600		212								
South Bend, Ind.			1,352		300						591	593			
Springfield, Ill.					25		23		1,126			970			
Springfield, Mass.				625	1,500						309	281			
Tacoma, Wash.	83			60	575	96					761	462	364	346	
Terre Haute, Ind.					200							400			
Trenton, N. J.	44	200	250		1,450				1,025		1,962	159			
Troy, N. Y.			116		1,130	20			577		217		126		
Utica, N. Y.				546	300				164		1,287	250			
Waterbury, Conn.					850						446	54			
Wichita, Kans.	836		125		70		54		111			85			
Wilkes-Barre, Pa.									413		1,803	516			
Wilmington, Del.	87	331			250				105		940				
Yonkers, N. Y.					2,150						196	596			
Youngstown, Ohio.					400		59		369		991	300			
CITIES OF 25,000 TO 50,000 IN 1910.															
Total	1,522	335	17,634	1,940	27,277	16,365	3,830		25,882	3,973	43,637	41,326	487	1,621	3,591
Amsterdam, N. Y.			297		60				1,212						
Atlantic City, N. J.					1,100						112				
Auburn, N. Y.			477		200					580					
Augusta, Ga.						376									
Aurora, Ill.			250								396	1,601		134	
Austin, Tex.					250						182	150			
Battle Creek, Mich.							34		101			123			
Bay City, Mich.				327	160		378				265	2,073			
Berkeley, Calif.	219			35	25						145	247			
Binghamton, N. Y.					60						438	214			
Bloomington, Ill.			270		60	250					204	1,509			
Brookline town, Mass.					120										
Butte, Mont.					600	309					96	150		100	
Cedar Rapids, Iowa.					210				575		90	350			
Charlotte, N. C.										536		133			
Chattanooga, Tenn.					450	103				53		112			
Chelsea, Mass.					7,923										
Chester, Pa.		67			1,100						399				
Chicopee, Mass.															
Clinton, Iowa.				53			100		296		158	461			
Colorado Springs, Colo.	41				117		160		127		71	133			
Columbia, S. C.					40					1,209					
Council Bluffs, Iowa.			91		50	107	411		150		80	130			
Danville, Ill.			235	37	65						56	1,230			
Davenport, Iowa.				13	300	102	64		225		102	560			
Decatur, Ill.											230	1,710			
Dubuque, Iowa.					100				175			250			
East Orange, N. J.											220				
Easton, Pa.									580		3,363				
El Paso, Tex.					900				80						
Elgin, Ill.			800		91						913	1,500		133	
Elmira, N. Y.			450	29	1,600						313				
Everett, Mass.											434				
Fitchburg, Mass.					80						66				
Flint, Mich.						94	301				70	253			
Galveston, Tex.					1,000						81		71		

RELIGIOUS BODIES.

TABLE 65.—NUMBER OF MEMBERS IN SELECTED DENOMINATIONS, FOR CITIES HAVING, IN 1910, 25,000 INHABITANTS OR MORE: 1916—Continued.

CITY.	MEMBERS: 1916.													
	Friends.		German Evangelical Synod.	Independent churches.	Jewish congregations.	Latter Day Saints.		Lithuanian National Catholic Church.	Lutheran bodies.					
	Friends (Orthodox).	Friends (Hicksite).				Church of Jesus Christ.	Reorganized Church of Jesus Christ.		General Synod.	United Synod, South.	General Council.	Synodical Conference.	Norwegian Lutheran Church.	
											Hauge's Synod.	Synod for Norwegian Church.	United Norwegian Church.	
CITIES OF 25,000 TO 50,000 IN 1910—continued.														
Green Bay, Wis.			2,196		165								797	353
Hamilton, Ohio													236	
Haverhill, Mass.							35							
Hazleton, Pa.					150			880		1,996			321	
Huntington, W. Va.					110			143						
Jackson, Mich.			400				31						625	
Jamestown, N. Y.				24						3,790				
Joliet, Ill.					50			540		638		1,600	87	
Joplin, Mo.				15	100		378					145		
Kalamazoo, Mich.					210		23	172				175		
Kingston, N. Y.					350					1,027			407	
Knoxville, Tenn.	118			100	110					246			125	
La Crosse, Wis.					20								1,940	760
Lancaster, Pa.					250			1,056					102	675
Lansing, Mich.			490				165						1,536	
Lewiston, Me.					25								110	
Lexington, Ky.					275								50	
Lima, Ohio.					275		18	322					357	135
Lincoln, Nebr.			860	100	750		97	719		240			846	
Little Rock, Ark.			75	248	300								838	
Lorain, Ohio.			460		75			170					128	
Lynchburg, Va.									72					
McKeesport, Pa.					450			228		677			140	
Macon, Ga.									65					
Madison, Wis.					300		75						315	
Malden, Mass.					600								125	
Meriden, Conn.													930	
Montgomery, Ala.								366					800	
Mount Vernon, N. Y.			147		160								742	
Muskogee, Okla.					150								135	43
Nasbua, N. H.					40									
New Britain, Conn.													2,841	
New Castle, Pa.								240					546	
New Rochelle, N. Y.					294								446	
Newark, Ohio.			300					697						
Newburgh, N. Y.					100								127	
Newport, Ky.			1,500					221						
Newport, R. I.	50												94	
Newton, Mass.														
Niagara Falls, N. Y.					20		150						1,113	290
Norristown borough, Pa.	45	144			70	13,940	106						1,480	
Ogden, Utah.			68										55	
Orange, N. J.													90	
Oshkosh, Wis.			1,077										2,022	25
Pasadena, Calif.	382	87	60	89				120					79	
Pertb Amboy, N. J.					500								300	271
Pittsfield, Mass.				34									605	
Portsmouth, Va.	111								75					
Poughkeepsie, N. Y.	309	26			20					950				
Pueblo, Colo.					100			97		111			186	
Quincy, Ill.			3,200		273			610					1,867	
Quincy, Mass.										300				
Racine, Wis.				98				140		1,205			2,524	100
Roanoke, Va.				225					572					
Rockford, Ill.								1,280		3,637			422	
Sacramento, Calif.			18		218		130	705					30	
Salem, Mass.	41												205	
San Diego, Calif.	73		30		650		143	235					305	
San Jose, Calif.	52				100		207	165		252			110	
Sbeboygan, Wis.			798		109								5,140	
Shenandoah borough, Pa.										350				
Shreveport, La.					824									
Sioux City, Iowa.				400	245		256	325		780			322	242
Springfield, Mo.			199		25		252						70	
Springfield, Ohio.			800		168			3,347		200				
Stamford, Conn.										195			264	
Superior, Wis.					150					866			160	748
Tampa, Fla.													90	
Taunton, Mass.					65									
Topeka, Kans.			61				60	260		156			368	
Waco, Tex.			115		850								42	149
Waltham, Mass.										186				
Waterloo, Iowa.					25			73					322	
Watertown, N. Y.					200					200				
West Hoboken, N. J.													534	
Wheeling, W. Va.			700	28	30		251	1,361		837				
Williamsport, Pa.			450		60			2,173		921				
Wilmington, N. C.				85					565				12	
Woonsocket, R. I.	81				350					24			524	
York, Pa.		11			40			6,082					462	
Zanesville, Ohio.			760		215					450				

GENERAL TABLES.

TABLE 65.—NUMBER OF MEMBERS IN SELECTED DENOMINATIONS, FOR CITIES HAVING, IN 1910, 25,000 INHABITANTS OR MORE: 1916—Continued.

CITY.	MEMBERS: 1916.													
	Lutheran bodies—Continued.					Methodist bodies.							Mora- vian Church (Unitas Fra- trum).	
	Joint Synod of Ohio.	Synod of Iowa.	Danish Lu- theran Church.	Lu- theran Free Church (Norwe- gian).	United Danish Lu- theran Church.	Methodist Episcopal.	Method- ist Prot- estant.	Primi- tive Meth- odist.	Methodist Episcopal, South.	Free Method- ist.	African Method- ist Epis- copal.	African Method- ist Epis- copal Zion.		Colored Method- ist Epis- copal.
Total for United States.....	164,968	130,793	14,544	28,180	17,324	3,717,785	186,908	9,353	2,114,479	35,291	548,355	257,169	245,749	26,373
Total for cities of 25,000 and over in 1910.....	41,200	17,179	4,471	2,876	3,557	838,918	18,468	3,621	214,642	6,334	125,694	58,839	25,446	6,363
CITIES OF 300,000 AND OVER IN 1910.														
Total.....	16,835	3,413	1,463	1,772	886	322,192	12,224	896	20,006	1,768	40,134	26,158	4,110	3,610
Baltimore, Md.....	2,127					30,217	6,363		2,500	38	5,204	345	128	
Boston, Mass.....			42		47	9,053				147	707	930		
Buffalo, N. Y.....						10,333				192	165	250		
Chicago, Ill.....	693	1,375	737		345	33,676	168			192	8,747	1,732	828	
Cincinnati, Ohio.....	242					12,268	238				1,301	550	50	
Cleveland, Ohio.....	513	205				16,725				131	1,070	181	200	
Detroit, Mich.....	6,504	507	280	168		16,238	170			178	3,551	225	110	
Los Angeles, Calif.....	115		45		93	14,036			1,475	380	1,087	220	150	
Milwaukee, Wis.....	450	108			70	4,592				67	149			
Minneapolis, Minn.....	33	1,050	89	1,604		9,778				35	481			
New Orleans, La.....	818					3,475			3,220		1,219	900	202	
New York, N. Y.....	761		270		99	50,745	343	205		117	2,057	3,864	2,404	
Newark, N. J.....						8,320	627			195	530	325		
Philadelphia, Pa.....					28	55,848	540	321		16	5,029	6,349	365	1,206
Pittsburgh, Pa.....	4,019	168				21,938	2,289	370		196	2,649	3,740		
St. Louis, Mo.....						7,976			9,851	45	3,637	3,450	1,237	
San Francisco, Calif.....					122	3,889				22	198	365		
Washington, D. C.....	560					13,085	1,486		2,666	9	2,353	2,732	840	
CITIES OF 100,000 TO 300,000 IN 1910.														
Total.....	12,052	4,334	537	284	554	163,744	2,422	1,130	75,599	1,516	28,410	9,961	8,980	85
Albany, N. Y.....						2,305					56			
Atlanta, Ga.....						2,730				97	6,406	86	860	
Birmingham, Ala.....						1,565	270		16,320		2,290	2,452	1,501	
Bridgeport, Conn.....			123			2,530			15,477		60	500		
Cambridge, Mass.....						1,815					228	175		
Columbus, Ohio.....	2,885					20,901	728			25	946	45	16	
Dayton, Ohio.....	2,895					5,044				11	428	42		
Denver, Colo.....	460				119	8,885			349	105	1,153			
Fall River, Mass.....						1,950		441			20			
Grand Rapids, Mich.....						3,549				77	134	80		
Indianapolis, Ind.....	49				88	17,224	428			145	870	1,505	150	85
Jersey City, N. J.....						4,612					410	579		
Kansas City, Mo.....	273					10,312			4,548		3,203	436	200	
Louisville, Ky.....						2,228			6,980		1,240	1,581	904	
Lowell, Mass.....						1,288		450						
Memphis, Tenn.....						1,067			7,872		3,376	378	4,707	
Nashville, Tenn.....						1,245			11,216		3,908	100	642	
New Haven, Conn.....			125			3,236					128	300		
Oakland, Calif.....					77	3,048			233		250	125		
Omaha, Nebr.....			266		129	4,482				32	472			
Paterson, N. J.....						3,969	275					300		
Portland, Oreg.....	452			34	77	5,838			338	230	171	65		
Providence, R. I.....						3,730		65		13	302	290		
Richmond, Va.....						380			12,021		573	110		
Rochester, N. Y.....						7,493				136		300		
St. Paul, Minn.....	1,318	339		110		5,115				44	870			
Scranton, Pa.....						7,561		174			155			
Seattle, Wash.....		125	23	63		5,876	398			427	200	6		
Spokane, Wash.....	520			77		3,467			245	58	150			
Syracuse, N. Y.....						8,215	250			61		250		
Toledo, Ohio.....	3,200	3,870				7,586				55	360	70		
Worcester, Mass.....					64	4,197					51	186		
CITIES OF 50,000 TO 100,000 IN 1910.														
Total.....	7,614	3,186	1,170	332	320	162,989	1,279	945	48,354	1,038	29,276	7,929	4,824	755
Akron, Ohio.....	307					4,895				82	68	121		
Allentown, Pa.....						698				30		23		
Altoona, Pa.....						5,199					106	19		
Bayonne, N. J.....						1,088						50		
Brockton, Mass.....						1,669								
Camden, N. J.....						6,963	68				464	312	33	
Canton, Ohio.....	1,761					3,466				45	65			
Charleston, S. C.....						1,711			1,905		6,406		82	
Covington, Ky.....						1,667			617		133		180	
Dallas, Tex.....						1,283			7,951	71	993		1,090	
Des Moines, Iowa.....	337	248	125		42	6,727				85	910	30		
Duluth, Minn.....	740			230	19	3,013					75			
East St. Louis, Ill.....						2,251					374	150	217	
Elizabeth, N. J.....						1,415	200				26			207
Erie, Pa.....						3,475					56			
Evansville, Ind.....	180					3,988				40	180	538	48	
Fort Wayne, Ind.....	767					3,908				77	255			
Fort Worth, Tex.....						968			7,653	8	585	98	481	

RELIGIOUS BODIES.

TABLE 65.—NUMBER OF MEMBERS IN SELECTED DENOMINATIONS, FOR CITIES HAVING, IN 1910, 25,000 INHABITANTS OR MORE: 1916—Continued.

CITY.	MEMBERS: 1916.													
	Lutheran bodies—Continued.					Methodist bodies.							Mora- vian Church (Unitas Fra- trum).	
	Joint Synod of Ohio.	Synod of Iowa.	Danish Lu- theran Church.	Lu- theran Free Church (Norwe- gian).	United Danish Lu- theran Church.	Methodist Episcopal.	Method- ist Prot- estant.	Primi- tive Meth- odist.	Methodist Episcopal, South.	Free Method- ist.	African Method- ist Epis- copal.	African Method- ist Epis- copal Zion.		Colored Method- ist Epis- copal.
CITIES OF 50,000 TO 100,000 IN 1910—continued.														
Harrisburg, Pa.						5,457					266	662		
Hartford, Conn.			375			2,075					84	300		
Hoboken, N. J.						692								
Holyoke, Mass.						691								
Houston, Tex.		390				2,680			5,825	9	1,191		432	
Jacksonville, Fla.						1,558			2,695		3,873	185	102	
Johnstown, Pa.						3,687						150		
Kansas City, Kans.					206	4,393	403		404	62	1,282		275	
Lawrence, Mass.						1,772		18						
Lynn, Mass.						2,910					68			
Manchester, N. H.						1,190								
Mobile, Ala.						566			2,647		1,095	3,076	263	
New Bedford, Mass.						1,294		270			157	91		
Norfolk, Va.						93					2,837	999	330	
Oklahoma City, Okla.						1,822			6,303		639		369	
Passaic, N. J.						762			1,974	50	72	34		
Pawtucket, R. I.						579								
Peoria, Ill.		1,336				3,133				60	252			
Portland, Me.			200			1,889						17		
Reading, Pa.						1,862					80		70	
St. Joseph, Mo.						2,133			2,279	25			250	
Saginaw, Mich.	1,201	582				1,825	199			29	61			
Salt Lake City, Utah.					53	887					55	17		
San Antonio, Tex.	382	630				1,180	20		4,657		766			
Savannah, Ga.						435	38		3,344		3,080		600	
Schenectady, N. Y.						4,284						60		
Somerville, Mass.						2,055								
South Bend, Ind.						3,864				37	91	36		
Springfield, Ill.						3,161					377			
Springfield, Mass.						3,340					131	15		
Tacoma, Wash.	439		150	102		3,333				64	97			
Terre Haute, Ind.	40					4,523		100		57	375	35		
Trenton, N. J.						6,332					189	185		
Troy, N. Y.			320			3,632						125		
Utica, N. Y.						1,948				22			478	
Waterbury, Conn.						1,668					116			
Wichita, Kans.						5,181				60			30	
Wilkes-Barre, Pa.						5,286		444		49	182			
Wilmington, Del.						8,272	117			6	1,080	105	42	
Yonkers, N. Y.						1,795						240		
Youngstown, Ohio.	1,460					4,586	234	213		70	200	190		
CITIES OF 25,000 TO 50,000 IN 1910.														
Total	4,699	6,246	1,301	488	1,797	189,993	2,543	650	70,683	2,012	27,874	14,791	7,532	1,918
Amsterdam, N. Y.						1,289						40		
Atlantic City, N. J.						2,791	907				650	200		
Auburn, N. Y.						1,645						100		
Augusta, Ga.						75			3,752		950	292	1,347	
Aurora, Ill.						1,531				37	100			
Austin, Tex.		431				1,034	28		3,240		746		48	
Battle Creek, Mich.						1,762				80	68			
Bay City, Mich.						1,594				35				
Berkeley, Calif.						1,305			350				42	
Binghamton, N. Y.						4,966				65	37	294		
Bloomington, Ill.						3,120				21	76			
Brookline town, Mass.						586								
Butte, Mont.						1,129			331					
Cedar Rapids, Iowa.			14			2,219				42	115			
Charlotte, N. C.						215	63		3,491			3,034	109	
Chattanooga, Tenn.						3,313			3,498		889	765	264	
Chelsea, Mass.						751					40			
Chester, Pa.						2,954					510		80	
Chicopee, Mass.						583								
Clinton, Iowa.		558	479			883					59			
Colorado Springs, Colo.						2,311			338	54	135			
Columbia, S. C.						185			3,942		852	392	1,087	
Council Bluffs, Iowa.					251	1,598				30	50			
Danville, Ill.						2,512				61	144		80	
Davenport, Iowa.		248			64	1,207					100			
Decatur, Ill.						3,747				81	192			
Dubuque, Iowa.	200	735				962					20			
East Orange, N. J.						2,191								
Easton, Pa.						572					134		252	
El Paso, Tex.						560			1,487		156		30	
Elgin, Ill.						1,686				30	45			
Elmira, N. Y.						3,995				51	19	87		
Everett, Mass.						851								
Fitchburg, Mass.						715								
Flint, Mich.						3,705	168			179	70			
Galveston, Tex.		1,000				798			1,300		637		68	

GENERAL TABLES.

TABLE 65.—NUMBER OF MEMBERS IN SELECTED DENOMINATIONS, FOR CITIES HAVING, IN 1910, 25,000 INHABITANTS OR MORE: 1916—Continued.

CITY.	MEMBERS: 1916.													
	Lutheran bodies—Continued.					Methodist bodies.							Mora- vian Church (Unitas Fra- trum).	
	Joint Synod of Ohio.	Synod of Iowa.	Danish Lu- theran Church.	Lu- theran Free Church (Norwe- gian).	United Danish Lu- theran Church.	Methodist Episcopal.	Method- ist Prot- estant.	Primi- tive Meth- odist.	Methodist Episcopal, South.	Free Method- ist.	African Method- ist Epis- copal.	African Method- ist Epis- copal Zion.		Colored Method- ist Epis- copal.
CITIES OF 25,000 TO 50,000 IN 1910—continued.														
Green Bay, Wis.	415				57	931								693
Hamilton, Ohio	657					1,422					79			
Haverhill, Mass.						695								
Hazleton, Pa.						1,397		355						
Huntington, W. Va.						2,359			2,662		110			
Jackson, Mich.						2,875				66	68			
Jamestown, N. Y.						700				113		35		
Joliet, Ill.		100				1,820					107			
Joplin, Mo.						1,516		9	400		100			16
Kalamazoo, Mich.						2,081				130	117			
Kingston, N. Y.						2,200				31	25		115	
Knoxville, Tenn.	21					3,569			4,313		140		1,403	
La Crosse, Wis.				143		1,057								
Lancaster, Pa.						2,295					190			348
Lansing, Mich.						2,115		305		48	110			
Lewiston, Me.						311								
Lexington, Ky.						1,024			1,088		645			75
Lima, Ohio	264					3,853					175			
Lincoln, Nebr.					52	4,545				53				
Little Rock, Ark.						961			4,476		1,587	443		430
Lorain, Ohio						1,257					58			
Lynchburg, Va.						1,074		150	3,739		140			130
McKeesport, Pa.						3,325				55	160			
Macon, Ga.						56			5,320		3,180			1,815
Madison, Wis.	131	600				1,439					70			
Malden, Mass.						2,423								
Meriden, Conn.						1,000						8		
Montgomery, Ala.						118		125	4,060		1,846	3,572		174
Mount Vernon, N. Y.	36					2,219					196			
Muskogee, Okla.						585			1,428		431			490
Nashua, N. H.						782								
New Britain, Conn.						754						50		
New Castle, Pa.						3,859		115		119	52			70
New Rochelle, N. Y.						969					43			463
Newark, Ohio						2,938					96			
Newburgh, N. Y.						2,215						80		
Newport, Ky.						710			170		78			
Newport, R. I.						625					220			
Newton, Mass.						1,051								
Niagara Falls, N. Y.						1,107				35	19			
Norristown borough, Pa.						1,475					445			
Ogden, Utah						320					14			
Orange, N. J.						930					467			
Oshkosh, Wis.	1,590	1,285			90	1,041				44		20		
Pasadena, Calif.						2,056				84	200			
Perth Amboy, N. J.			400			765								
Pittsfield, Mass.						1,608					21			
Portsmouth, Va.									3,666		1,300		50	
Poughkeepsie, N. Y.						1,800						276		
Pueblo, Colo.						1,720			167	35	205			
Quincy, Ill.						1,875					367			
Quincy, Mass.						585								
Racine, Wis.	385		208	90	1,073	1,405					16			
Roanoke, Va.						344			4,670		326			
Rockford, Ill.				50		2,704					97			
Sacramento, Calif.						1,048			278	43	99		52	
Salem, Mass.						904								
San Diego, Calif.						1,828			238	35				
San Jose, Calif.						2,037			325	54			33	
Sheboygan, Wis.		298				345								
Shenandoah borough, Pa.						473		180						
Shreveport, La.		85				588			1,783		369	12		837
Sioux City, Iowa					150	2,660					63			
Springfield, Mo.						1,548		100	1,634		25			
Springfield, Ohio	450					4,135					939	15		85
Stamford, Conn.						1,273		48			99			
Superior, Wis.		165		205	60	861					14			
Tampa, Fla.						673			3,116		945	245		39
Taunton, Mass.						1,007						12		
Topeka, Kans.						4,469				57	577			235
Waco, Tex.						815			3,264		653	43		61
Waltham, Mass.						1,150								
Waterloo, Iowa		741	200			2,278					27			
Watertown, N. Y.						1,838				71		60		
West Hoboken, N. J.						152								
Wheeling, W. Va.	488					4,188					89			
Williamsport, Pa.						4,115				24	168		150	
Wilmington, N. C.						69			2,157		3,111	1,950		
Woonsocket, R. I.						201								
York, Pa.						1,800					80		191	620
Zanesville, Ohio	62					3,338		650		122	260	43		

RELIGIOUS BODIES.

TABLE 65.—NUMBER OF MEMBERS IN SELECTED DENOMINATIONS, FOR CITIES HAVING, IN 1910, 25,000 INHABITANTS OR MORE: 1916—Continued.

CITY.	MEMBERS: 1916.															
	New Apostolic Church.	Old Catholic Churches in America.		Pentecostal Church of the Nazarene.	Polish National Catholic Church.	Presbyterian bodies.						Protestant Episcopal Church.	Reformed bodies.			
		Old Roman Catholic.	Catholic Church of North America.			Presbyterian in the U. S. A.	Cumberland Presbyterian.	Welsh Calvinistic Methodist.	United Presbyterian.	Presbyterian in the U. S.	Reformed Presbyterian Synod.		Reformed in America.	Reformed in the U. S.	Christian Reformed.	Hungarian Reformed.
Total for United States.....	3,828	4,700	9,025	32,259	28,245	1,611,251	72,052	14,566	160,726	357,769	8,185	1,092,821	144,929	344,374	38,668	9,851
Total for cities of 25,000 and over in 1910.....	2,791	4,000	7,400	8,863	22,651	595,440	3,389	6,271	51,480	82,185	2,839	607,963	64,233	95,074	14,344	6,054
CITIES OF 300,000 AND OVER IN 1910.																
Total.....	2,473	2,550	4,900	3,068	13,461	288,100	148	2,341	29,647	7,010	1,860	316,568	35,509	31,779	2,968	3,471
Baltimore, Md.....				40	376	9,105			368	879		17,209		5,570		
Boston, Mass.....						2,733			586		172	17,790				
Buffalo, N. Y.....	675				7,000	8,441			1,306			10,004	175	4,342		150
Chicago, Ill.....		1,550	4,900	701	3,377	27,408		793	1,704		26	22,233	3,341	559	2,603	285
Cincinnati, Ohio.....						9,269		118	116		59	5,623		1,315	70	
Cleveland, Ohio.....	62					8,286		135	883			9,924	297	3,854	312	1,304
Detroit, Mich.....		1,000			150	14,113			600			10,915	175	656	50	890
Los Angeles, Calif.....	110			1,425		9,763	52		946		104	6,027		48	33	
Milwaukee, Wis.....	104			9	993	3,198		265				3,601	295	435		
Minneapolis, Minn.....					870	7,205		267				5,183				
New Orleans, La.....						920				3,878		6,630				
New York, N. Y.....	1,150			598	360	61,707		341	1,350		423	106,611	25,706	1,831		416
Newark, N. J.....	156					13,295			220			6,175	4,268			
Philadelphia, Pa.....	216			92		62,929		207	6,080		547	52,629	1,252	11,310		65
Pittsburgh, Pa.....				110		27,149		215	14,020		509	7,541		806		361
St. Louis, Mo.....					330	9,864			804	1,656	20	6,579		242		
San Francisco, Calif.....				49		3,377	96		450			3,599		106		
Washington, D. C.....				44		9,338			214			18,295		705		
CITIES OF 100,000 TO 300,000 IN 1910.																
Total.....	218	1,000		2,795	5,740	103,606	1,556	1,555	7,868	29,425	415	109,398	15,476	11,563	9,256	665
Albany, N. Y.....						3,525			237			3,831	2,232			
Atlanta, Ga.....						200				5,849		2,539				
Birmingham, Ala.....				19		650	362			3,703		2,224				
Bridgeport, Conn.....					520	803						3,603		1,260		500
Cambridge, Mass.....		200		93					315		70	3,239				
Columbus, Ohio.....				185		6,971		555	523			2,076		262		165
Dayton, Ohio.....				122		3,325			566			1,507		2,801		
Denver, Colo.....	56			55		5,741		131	575		60	3,632		153	179	
Fall River, Mass.....		600			520				350			3,996				
Grand Rapids, Mich.....	90			155		1,445						2,251	4,320		7,314	
Indianapolis, Ind.....				306		5,815			415			1,898	28	1,897		
Jersey City, N. J.....						2,774			859			5,755	4,392			
Kansas City, Mo.....				234		5,817			200	2,176	83	2,300		249		
Louisville, Ky.....				127		1,931	27			5,126		4,499		1,419		
Lowell, Mass.....		200		211		185			160			1,511				
Memphis, Tenn.....						404	225			3,940		3,173				
Nashville, Tenn.....				400		1,064	929			4,133		1,789		122		
New Haven, Conn.....						260						6,347				
Oakland, Calif.....				83		1,917	13		92			2,105				
Omaha, Nebr.....						3,825			731			2,264		81		
Paterson, N. J.....						4,831			280			3,846	3,019		1,573	
Portland, Ore.....				283		6,457			389		32	2,721		388		
Providence, R. I.....				130		701			582			7,753				
Richmond, Va.....						96				4,498		6,382				
Rochester, N. Y.....	72			21	1,000	11,619			458			5,665	879	608	190	
St. Paul, Minn.....						4,563						4,087		170		
Scranton, Pa.....					3,700	6,202		762				2,137		163		
Seattle, Wash.....				99		10,428			399		115	3,825				
Spokane, Wash.....				175		2,947		107	458			1,584				
Syracuse, N. Y.....				70		5,111					55	4,019	606			
Toledo, Ohio.....						3,853			220			3,771		1,990		
Worcester, Mass.....				27		316			59			3,089				
CITIES OF 50,000 TO 100,000 IN 1910.																
Total.....	100	150	2,500	960	2,996	91,920	485	1,778	6,092	19,622	61	91,177	6,529	33,363	672	618
Akron, Ohio.....				40		972			523			1,980		3,925		
Allentown, Pa.....						673						621		7,289		
Altoona, Pa.....						2,621			356			776		1,683		
Bayonne, N. J.....					500	317						1,176	972			
Brockton, Mass.....									150			730				
Camden, N. J.....				25		2,033						1,963				
Canton, Ohio.....						1,247			138			393		2,846		
Charleston, S. C.....						490				1,137		3,574				
Covington, Ky.....						534				321		455		209		
Dallas, Tex.....				104		2,228	56			2,655		1,848				
Des Moines, Iowa.....						3,323			546			810		77		
Duluth, Minn.....					300	2,051						1,554				
East St. Louis, Ill.....						970			110			208				
Elizabeth, N. J.....						4,635						3,208				
Erie, Pa.....					200	2,578			516			1,655				
Evansville, Ind.....				85		2,242		312				425				
Fort Wayne, Ind.....						1,932						500		1,380		
Fort Worth, Tex.....						765		93		2,213		902				

GENERAL TABLES.

TABLE 65.—NUMBER OF MEMBERS IN SELECTED DENOMINATIONS, FOR CITIES HAVING, IN 1910, 25,000 INHABITANTS OR MORE: 1916—Continued.

CITY.	MEMBERS: 1916.															
	New Apos- tolic Church.	Old Catholic Churches in America.		Pente- costal Church of the Na- zarene.	Polish Na- tional Cath- olic Church.	Presbyterian bodies.						Protes- tant Episcopal Church.	Reformed bodies.			
		Old Roman Cath- olic.	Cath- olic Church of North America.			Presby- terian in the U. S. A.	Cum- berland Presby- terian.	Welsh Calvin- istic Meth- odist.	United Presby- terian.	Presby- terian in the U. S.	Re- formed Pres- by- terian Synod.		Re- formed in America.	Re- formed in the U. S.	Chris- tian Re- formed.	Hun- garian Re- formed.
CITIES OF 50,000 TO 100,000 IN 1910—continued.																
Harrisburg, Pa.						4,495						834		2,218		
Hartford, Conn.			40			600						4,241				
Hoboken, N. J.						378			48			1,650	521		20	
Holyoke, Mass.						400						1,610		165		
Houston, Tex.						522					3,588	1,769				
Jacksonville, Fla.						150					1,937	2,344				
Johnstown, Pa.						2,135		137	143			378		756		
Kansas City, Kans.						2,078			220			415				
Lawrence, Mass.						350			450			2,347				
Lynn, Mass.			154			290						1,469				
Manchester, N. H.			50			401						1,669				
Mobile, Ala.											1,611	2,418				
New Bedford, Mass.	150		57			400						2,688				
Norfolk, Va.			70						115		2,211	3,127				
Oklahoma City, Okla.			52			2,018			69		270	611				
Passaic, N. J.					900	668						761	1,703		652	
Pawtucket, R. I.												2,295				
Peoria, Ill.						2,085						592	52			
Portland, Me.			23			179						1,832				
Reading, Pa.						1,242						1,060		10,251		
St. Joseph, Mo.			8			771	24		160		1,068	628		140		
Saginaw, Mich.						1,957						1,122				
Salt Lake City, Utah.						1,049						787				
San Antonio, Tex.			112			359			121		1,888	1,705				
Savannah, Ga.						173					703	2,107				
Schenectady, N. Y.						1,574			380			1,425	1,805			
Somerville, Mass.			55		966	319						740				
South Bend, Ind.	100					2,087						611				
Springfield, Ill.						2,810						705				
Springfield, Mass.						307						2,528				
Tacoma, Wash.			20			1,880			202			1,169				
Terre Haute, Ind.						817						718		367		
Trenton, N. J.					130	6,230						3,391			327	
Troy, N. Y.						3,684			164			3,450				
Utica, N. Y.						3,270		649				2,727	300			
Waterbury, Conn.												2,766				
Wichita, Kans.			65			2,565			356			377	29	275		
Wilkes-Barre, Pa.						3,871		902				1,720		716		
Wilmington, Del.						3,878			140			2,634				
Yonkers, N. Y.						2,873						3,701	1,147			
Youngstown, Ohio.			2,500			3,444		90	1,185		61	1,278		1,066		
CITIES OF 25,000 TO 50,000 IN 1910.																
Total	300		2,040	454		111,814	1,200	597	7,873	26,128	503	90,820	6,719	18,369	1,448	1,300
Amsterdam, N. Y.						1,202						625	489			
Atlantic City, N. J.						1,507						1,140				
Auburn, N. Y.						2,864						1,250				
Augusta, Ga.						96				1,209		1,118				
Aurora, Ill.						925			130			330				
Austin, Tex.						335	98			878		430				
Battle Creek, Mich.						822						545				
Bay City, Mich.						1,183						630		130		
Berkeley, Calif.			91			2,335						1,769				
Binghamton, N. Y.						3,044						1,329				
Bloomington, Ill.			50			1,172						188				
Brookline town, Mass.						800						1,235				
Butte, Mont.						687		96				503				
Cedar Rapids, Iowa.			9			2,302			225			450		203		
Charlotte, N. C.						1,291				4,132		1,061		21		
Chattanooga, Tenn.						936	554			1,445		1,247				
Chelsea, Mass.												212				
Chester, Pa.						2,081						890				
Chicopee, Mass.				394								216				
Clinton, Iowa.						749			145			464				
Colorado Springs, Colo.			61			2,005			218			683				
Columbia, S. C.										1,186		1,162				
Council Bluffs, Iowa.			21			1,230						455				
Danville, Ill.			89			1,350						156				
Davenport, Iowa.						1,095			87			581				
Decatur, Ill.			102			1,955						159				
Dubuque, Iowa.						957						350				
East Orange, N. J.						3,193						1,425	122			
Easton, Pa.						2,156						698		2,740		
El Paso, Tex.			55			1,044				442		592				
Elgin, Ill.						313						393				
Elmira, N. Y.						2,085						970				
Everett, Mass.			80			158						500				
Fitchburg, Mass.			76									1,029				
Flint, Mich.						800						1,243				
Galveston, Tex.						89				528		815				

RELIGIOUS BODIES.

TABLE 65.—NUMBER OF MEMBERS IN SELECTED DENOMINATIONS, FOR CITIES HAVING, IN 1910, 25,000 INHABITANTS OR MORE: 1916—Continued.

CITY.	MEMBERS: 1916.															
	New Apostolic Church.	Old Catholic Churches in America.		Pentecostal Church of the Nazarene.	Polish National Catholic Church.	Presbyterian bodies.						Protestant Episcopal Church.	Reformed bodies.			
		Old Roman Catholic.	Catholic Church of North America.			Presbyterian in the U. S. A.	Cumberland Presbyterian.	Welsh Calvinistic Methodist.	United Presbyterian.	Presbyterian in the U. S.	Reformed Presbyterian Synod.		Reformed in America.	Reformed in the U. S.	Christian Reformed.	Hungarian Reformed.
CITIES OF 25,000 TO 50,000 IN 1910—continued.																
Green Bay, Wis.						567						596		57		
Hamilton, Ohio						815			263			126		475		
Haverhill, Mass.				135		180						600				
Hazleton, Pa.						828						350		1,597		
Huntington, W. Va.												405				
Jackson, Mich.						550						526				
Jamestown, N. Y.						602						691				
Joliet, Ill.						1,395		26				453				
Joplin, Mo.						865						200				
Kalamazoo, Mich.						707						725				
Kingston, N. Y.						917						1,686		947	86	
Knoxville, Tenn.				12		2,269	397		174	1,609	1,042	1,412				
La Crosse, Wis.						536						255		192		
Lancaster, Pa.						1,626			67		1,028			3,357		
Lansing, Mich.				155		1,013						300				
Lewiston, Me.												333				
Lexington, Ky.						380						930				
Lima, Ohio						1,486						944		751		
Lincoln, Nebr.				75		1,897			83			567		988		
Little Rock, Ark.				76		118					1,108			450		
Lorain, Ohio						196						292				
Lynchburg, Va.						20						938				
McKeesport, Pa.				25		2,226			769			643		164	249	
Macon, Ga.						92						891				
Madison, Wis.						1,281						774				
Malden, Mass.												751				
Meriden, Conn.				142								1,605				
Montgomery, Ala.												1,137				
Mount Vernon, N. Y.				25		853						1,916		450		
Muskogee, Okla.						1,113	65					354				
Nashua, N. H.												389				
New Britain, Conn.												952				
New Castle, Pa.		300				2,625			2,257			150				
New Rochelle, N. Y.						1,427						1,100				
Newark, Ohio						1,494						410				
Newburgh, N. Y.						1,125			271			1,731		343		
Newport, Ky.				36		350						306				
Newport, R. I.						260						2,150				
Newton, Mass.												2,080				
Niagara Falls, N. Y.						1,084						1,662				
Norristown borough, Pa.						1,256						953		1,324		
Ogden, Utah.						465						244				
Orange, N. J.						2,139						1,655		501		
Oshkosh, Wis.						598		185				640		42		
Pasadena, Calif.				297		2,332			152			845				
Perth Amboy, N. J.					150	630						349		150	920	
Pittsfield, Mass.												1,124				
Portsmouth, Va.										300		784				
Poughkeepsie, N. Y.						874						1,966		665	45	
Pueblo, Colo.						1,328			160			475				
Quincy, Ill.						504						424				
Quincy, Mass.						400			194			589				
Racine, Wis.				64		534		290				922			105	
Roanoke, Va.						153				1,544		1,069		118		
Rockford, Ill.						1,190						200				
Sacramento, Calif.						949						434				
Salem, Mass.				30								650				
San Diego, Calif.				47		1,654			162			875				
San Jose, Calif.						1,371	8		195			766				
Sheboygan, Wis.						90						233		179	664	
Shenandoah borough, Pa.						104						131		408		
Shreveport, La.				60						840		678				
Sioux City, Iowa.				65		2,094						673		30	90	
Springfield, Mo.						1,938		78	79	116		460				
Springfield, Ohio.						1,960			433			545		213		
Stamford, Conn.				24		835						1,393				
Superior, Wis.						640						336				
Tampa, Fla.												815				
Taunton, Mass.												909				
Topeka, Kans.				56		2,412			364			791				
Waco, Tex.				81		337						693				
Waltham, Mass.						151						729				
Waterloo, Iowa.						1,273			239			306				
Watertown, N. Y.						1,730						2,230				
West Hoboken, N. J.						455			196			822		692		
Wheeling, W. Va.						2,262			577			1,029		250		
Williamsport, Pa.						2,208						1,536		356		
Wilmington, N. C.						101				1,857		1,631				
Woonsocket, R. I.						100						548				
York, Pa.						1,396			120			567		3,779		
Zanesville, Ohio						1,643			313			350				

GENERAL TABLES.

TABLE 65.—NUMBER OF MEMBERS IN SELECTED DENOMINATIONS, FOR CITIES HAVING, IN 1910, 25,000 INHABITANTS OR MORE: 1916—Continued.

CITY.	MEMBERS: 1916.														
	Reformed Episcopal Church.	Roman Catholic Church.	Salvation Army.	Scandinavian Evangelical bodies.		Society for Ethical Culture.	Spiritualists.		Theosophical Society, American Section.	Unitarians.	United Brethren in Christ.	United Evangelical Church.	Universalists.	Volunteers of America.	All other denominations.
				Swedish Mission Covenant.	Swedish Free Church.		Spiritualists (National Association).	Progressive Spiritual Church.							
Total for United States.....	11,050	15,721,815	35,954	29,164	6,208	2,850	23,197	5,831	5,097	82,516	348,828	89,774	58,566	10,204	629,625
Total for cities of 25,000 and over in 1910.....	8,565	8,888,802	19,466	14,644	2,718	2,850	17,269	5,831	4,554	47,381	44,669	19,266	23,777	4,378	55,056
CITIES OF 300,000 AND OVER IN 1910.															
Total.....	6,891	5,081,930	6,458	7,580	1,043	2,850	6,936	5,642	1,962	20,604	6,721	2,764	7,683	1,122	22,953
Baltimore, Md.....	439	137,730	151				77		36	150	1,686	951	225	179	1,213
Boston, Mass.....		294,914	609				202	48	130	9,327			1,238	135	759
Buffalo, N. Y.....		193,220	155	80			53		88	539	568		315	7	1,066
Chicago, Ill.....	1,336	718,114	1,235	4,738	481	329	1,598	5,448	164	525	809	589	1,518	114	2,645
Cincinnati, Ohio.....		101,931	72				180	46	18	363	689		200		906
Cleveland, Ohio.....	270	261,427	365				433		119	633	785	102		72	523
Detroit, Mich.....	112	204,796	406	75			668		52	546	229		400		2,027
Los Angeles, Calif.....		49,107	235	336	37		867	50	338	350	672		172	70	676
Milwaukee, Wis.....		126,921	80				55		46	612				7	1,030
Minneapolis, Minn.....		51,776	489	1,984	525		353		153	200	176		969	50	536
New Orleans, La.....		147,696	52				81		160					27	
New York, N. Y.....	546	1,545,562	1,456	87		1,450	574	50	249	3,042			1,326	21	3,141
Newark, N. J.....	178	113,950	235				180		36				450	17	155
Philadelphia, Pa.....	4,010	436,700	359			504	558		36	411	714	1,028	678	305	5,638
Pittsburgh, Pa.....		225,362	162				284		147	754				43	1,087
St. Louis, Mo.....		281,627	141			567	480		58	736			22	57	223
San Francisco, Calif.....		139,676	172	280			120		80	1,200		94		15	598
Washington, D. C.....		51,421	84				254		131	1,056	393		170	3	730
CITIES OF 100,000 TO 300,000 IN 1910.															
Total.....	308	1,414,549	3,730	2,842	515		5,163	100	1,343	10,569	11,347	1,207	4,322	1,995	3,634
Albany, N. Y.....	108	39,769	59						42	175					56
Atlanta, Ga.....		4,802	106						45	83			120	39	513
Birmingham, Ala.....		12,651	120						37						268
Bridgeport, Conn.....		61,369	77										144	5	5
Cambridge, Mass.....		28,206	253	294						1,218			404	91	91
Columbus, Ohio.....		31,948	68				336		24		1,853	664	174	539	124
Dayton, Ohio.....		26,923	90				85		13	124	4,627			22	348
Denver, Colo.....		28,772	142	142	230		98		73	230	78		75	25	261
Fall River, Mass.....		78,570	187				120			340					
Grand Rapids, Mich.....		25,074	49	281			115		49	500	316			19	174
Indianapolis, Ind.....		31,601	78				480	100	11	316	1,074		228	70	1,024
Jersey City, N. J.....		109,436	40												483
Kansas City, Mo.....		32,311	67		20		33		153	175	278		91		96
Louisville, Ky.....		53,474	64				223		45	232				22	166
Lowell, Mass.....		65,098	88				180			600			469		14
Memphis, Tenn.....		10,160	15						24	56					309
Nashville, Tenn.....		5,845	7				35		35		25			525	271
New Haven, Conn.....		78,840	76						15				255		357
Oakland, Calif.....		42,997	164	175	11		248		108	240	89		40	25	177
Omaha, Nebr.....		37,894	95	418	39				49	125	230	158		42	7
Paterson, N. J.....		44,033	48				145		30	115				2	278
Portland, Ore.....		20,113	240	150	34		226		79	311	454	327	76	40	1,263
Providence, R. I.....		111,525	130						124	23	812		562	26	345
Richmond, Va.....		10,776	38							61				350	227
Rochester, N. Y.....		87,171	161	82					81	225			479	175	207
St. Paul, Minn.....		63,321	225	760	103				110	601			75	38	38
Scranton, Pa.....	200	54,443	120									58	76		225
Seattle, Wash.....		29,862	276	540	78		893		177	576	47			10	541
Spokane, Wash.....		9,955	173				48		35	1,500	221		70	23	104
Syracuse, N. Y.....		57,058	37				200		27	872			290	7	84
Toledo, Ohio.....		51,002	126				274		58	282	2,055			15	114
Worcester, Mass.....		69,550	311							800			694	19	464
CITIES OF 50,000 TO 100,000 IN 1910.															
Total.....	1,215	1,304,999	3,846	1,119	116		1,939	89	710	5,738	15,487	9,812	4,735	651	10,786
Akron, Ohio.....		20,895	143						150		1,029	437	200		97
Allentown, Pa.....		10,879	2								277	2,262	29		488
Altoona, Pa.....		15,274	60								1,712	184	26		481
Bayonne, N. J.....		45,621											185		65
Brockton, Mass.....		21,813	96				108			423				95	767
Camden, N. J.....		18,164	34												
Canton, Ohio.....		7,378	42						117		1,530	770			272
Charleston, S. C.....	975	6,443	33							60					478
Covington, Ky.....		17,780	51												
Dallas, Tex.....		6,933	31						38	300					
Des Moines, Iowa.....		12,531	105	310					26	300	640	175		72	187
Duluth, Minn.....		18,060	135	325			185		48	84					185
East St. Louis, Ill.....		15,327	50								64				4
Elizabeth, N. J.....		35,162	43							72					94
Erie, Pa.....		35,143	12	32						250	190			18	92
Evansville, Ind.....		11,592	52				76								1,125
Fort Wayne, Ind.....		15,808	28				71			21	495				314
Fort Worth, Tex.....		5,870	14					89	24						49

TABLE 65.—NUMBER OF MEMBERS IN SELECTED DENOMINATIONS, FOR CITIES HAVING, IN 1910, 25,000 INHABITANTS OR MORE: 1916—Continued.

CITY.	MEMBERS: 1916.														
	Reformed Episcopal Church.	Roman Catholic Church.	Salvation Army.	Scandinavian Evangelical bodies.		Society for Ethical Culture.	Spiritualists.		Theosophical Society, American Section.	Unitarians.	United Brethren in Christ.	United Evangelical Church.	Universalists.	Volunteers of America.	All other denominations.
				Swedish Mission Covenant.	Swedish Free Church.		Spiritualists (National Association).	Progressive Spiritual Church.							
CITIES OF 50,000 TO 100,000 IN 1910—continued.															
Harrisburg, Pa.		3,944	13								2,630	844		40	1,010
Hartford, Conn.		48,329	98				70		17	175			300		31
Hoboken, N. J.		24,965	34												
Holyoke, Mass.		34,503	28						31						
Houston, Tex.		14,322	34						92	62					277
Jacksonville, Fla.		5,000	89				85			60					130
Johnstown, Pa.		27,370	21								2,446	2,258			
Kansas City, Kans.		18,074	40							70	20				183
Lawrence, Mass.		58,035	136				32						303		1
Lynn, Mass.		26,168	73				64			300			690		9
Manchester, N. H.		44,134	73		133		53			204			250		
Mobile, Ala.		12,233	88												90
New Bedford, Mass.		52,007	75				36			352			50		128
Norfolk, Va.		4,100	50						16	65					435
Oklahoma City, Okla.		6,165	36				200		59	160	224	47			78
Passaic, N. J.		35,158	65							121					70
Pawtucket, R. I.		24,183	93				36						296		
Peoria, Ill.	165	9,837	103	50					20				400	23	360
Portland, Me.		15,088	159				85		19	950			678		
Reading, Pa.		18,796	46				144		26		822	2,044	175	45	180
St. Joseph, Mo.		10,356	3											7	33
Saginaw, Mich.		11,086	82						24						9
Salt Lake City, Utah		3,491	78		71				26	86				16	3
San Antonio, Tex.		37,958	18						28	52					45
Savannah, Ga.		6,099	44												226
Schenectady, N. Y.		29,962	180				57			143					177
Somerville, Mass.		29,719	71							219			417		
South Bend, Ind.		16,334	7	90							393				81
Springfield, Ill.		9,450	61								498				83
Springfield, Mass.		38,380	141				130		66	379			405		47
Tacoma, Wash.		9,253	90	179	45		100		93				189	14	235
Terre Haute, Ind.		5,531	54				40				1,665	138		32	452
Trenton, N. J.		41,483	37				25			77				221	78
Troy, N. Y.		34,737	112							76			49		15
Utica, N. Y.		40,024	67										156		27
Waterbury, Conn.		45,201	40										52		4
Wichita, Kans.		3,605	145							107	852		40		2
Wilkes-Barre, Pa.		34,690	131									500			60
Wilmington, Del.	75	26,249	76				25			100				13	1,482
Yonkers, N. Y.		30,620	48							150					25
Youngstown, Ohio.		38,687	79				30			101		153			27
CITIES OF 25,000 TO 50,000 IN 1910.															
Total	151	1,087,324	6,432	3,103	1,044		3,231		539	10,470	11,114	5,483	7,037	610	12,683
Amsterdam, N. Y.		14,220	37												58
Atlantic City, N. J.		6,258	13					10							80
Auburn, N. Y.		13,049	12										263	124	
Augusta, Ga.		3,105	88												103
Aurora, Ill.		11,769										163			
Austin, Tex.		4,676	17						49						90
Battle Creek, Mich.		3,400	84					150							250
Bay City, Mich.		18,082	38		43										68
Berkeley, Calif.		4,850		68	75				43	195					59
Binghamton, N. Y.		16,427	94				41						177	35	47
Bloomington, Ill.		4,364	93							125	465				
Brookline town, Mass.		9,915								1,350			89		
Butte, Mont.		12,750	120	67			59		48	37				2	600
Cedar Rapids, Iowa.		5,314	21								379	383	615		1,554
Charlotte, N. C.		950	126												5
Chattanooga, Tenn.		2,000	46							68			150		5
Chelsea, Mass.		12,610	105										337		370
Chester, Pa.		14,676	72												
Chicopee, Mass.		12,930								102					
Clinton, Iowa.		4,637	17				310								
Colorado Springs, Colo.		2,100	68				29		29	135			61		
Columbia, S. C.		765	37												292
Council Bluffs, Iowa.		3,489							1						31
Danville, Ill.		2,244	52				21				383				
Davenport, Iowa.		7,080	63						8	205					
Decatur, Ill.		2,800	64								762				130
Dubuque, Iowa.		16,051	80							16					
East Orange, N. J.		6,693													
Easton, Pa.		5,808	66									545			66
El Paso, Tex.		35,500	61						13						
Elgin, Ill.		2,750	73											404	118
Elmira, N. Y.		12,810	67												75
Everett, Mass.		7,460											201		25
Fitchburg, Mass.		21,346								445			321		310
Flint, Mich.		6,500	263				60								76
Galveston, Tex.		11,299	39				57		6						101

GENERAL TABLES.

TABLE 65.—NUMBER OF MEMBERS IN SELECTED DENOMINATIONS, FOR CITIES HAVING, IN 1910, 25,000 INHABITANTS OR MORE: 1916—Continued.

CITY.	MEMBERS: 1916.														
	Reformed Episcopal Church.	Roman Catholic Church.	Salvation Army.	Scandinavian Evangelical bodies.		Society for Ethical Culture.	Spiritualists.		Theosophical Society, American Section.	Unitarians.	United Brethren in Christ.	United Evangelical Church.	Universals.	Volunteers of America.	All other denominations.
				Swedish Mission Covenant.	Swedish Free Church.		Spiritualists (National Association).	Progressive Spiritual Church.							
CITIES OF 25,000 TO 50,000 IN 1910—continued.															
Green Bay, Wis.		14,796	55												
Hamilton, Ohio		8,558	37				85			248			134		
Haverhill, Mass.		18,582	34				95		115				404		
Hazleton, Pa.		18,203	56								242				
Huntington, W. Va.		900	28						115	338					111
Jackson, Mich.		8,700	45												
Jamestown, N. Y.		5,897	227		1,420		20		125	274					
Joliet, Ill.		27,141	29		148	52	118				60		319	213	
Joplin, Mo.		750	22				85								
Kalamazoo, Mich.		1,600	146				22		307						
Kingston, N. Y.		7,708	32												
Knoxville, Tenn.		725	29												305
La Crosse, Wis.		9,096					44						60		
Lancaster, Pa.	61	5,875	27						96	1,255	890				1,377
Lansing, Mich.		6,000	90				155						167		142
Lewiston, Me.		18,935	47				54						141		
Lexington, Ky.		4,150													
Lima, Ohio		5,515	4				40			775					262
Lincoln, Nebr.		2,674	18		100				26	424		69		185	
Little Rock, Ark.		3,101	32										20		220
Lorain, Ohio		12,360													
Lynchburg, Va.		1,335	119							37					6
McKeesport, Pa.		19,109	41		160		32				726				27
Macon, Ga.		1,090	47												303
Madison, Wis.		6,641							12	136				40	55
Malden, Mass.		8,955	72				75						385		
Meriden, Conn.		14,295	30										259		27
Montgomery, Ala.		1,806	16						28					6	
Mount Vernon, N. Y.		5,550	124						12				69		
Muskogee, Okla.		900	42												30
Nashua, N. H.		15,069	20							73			161		
New Britain, Conn.		23,387	48										64		64
New Castle, Pa.		14,596	6				48								239
New Rochelle, N. Y.		20,200							12						57
Newark, Ohio		3,128	15								875				633
Newburgh, N. Y.	90	7,538	94						85						27
Newport, Ky.		10,200					40				165				12
Newport, R. I.		9,834	29							600					
Newton, Mass.		13,662								1,466					
Niagara Falls, N. Y.		18,525	131												275
Norristown borough, Pa.		8,300	33												377
Ogden, Utah		2,500	33												
Orange, N. J.		15,050								99					
Oshkosh, Wis.		9,068	40										98		
Pasadena, Calif.		2,700	50				36		33				240		167
Perth Amboy, N. J.		21,451	26												12
Pittsfield, Mass.		17,427	29				33			125					31
Portsmouth, Va.		3,150	24												89
Poughkeepsie, N. Y.		11,135	85							40					20
Pueblo, Colo.		11,498	32		18		55			160	209				
Quincy, Ill.		8,500	77							169	188				
Quincy, Mass.		7,257	20							1,039			62		122
Racine, Wis.		8,290	95										247		53
Roanoke, Va.		1,800	19							20	195				319
Rockford, Ill.		9,255	220		760	676	25					105			10
Sacramento, Calif.		7,700	33				20		19	30	109				17
Salem, Mass.		20,300	60				35			1,007			450		15
San Diego, Calif.		7,672	78		30		235		88	350	90				78
San Jose, Calif.		21,765	20		65		355		31	125					3
Sheboygan, Wis.		7,751													
Shenandoah borough, Pa.		20,420										184			
Shreveport, La.		2,711	6												
Sioux City, Iowa.		10,114			300				4	200					
Springfield, Mo.		4,622	43					64							351
Springfield, Ohio.		6,500	28								554		50		93
Stamford, Conn.		12,552	15										179		14
Superior, Wis.		6,530	88		145	20			29						109
Tampa, Fla.		1,488	54						8		123				1,420
Taunton, Mass.		18,751	47							270			81		5
Topeka, Kans.		4,147	30						10	65	485				49
Waco, Tex.		1,528	43												214
Waltham, Mass.		10,953	30							380			120		
Waterloo, Iowa.		3,837	79								196	140			63
Watertown, N. Y.		8,200	38										377		
West Hoboken, N. J.		22,220													145
Wheeling, W. Va.		12,050	60					209	8	150					
Williamsport, Pa.		4,159	38				50					729			
Wilmington, N. C.		150	51												129
Woonsocket, R. I.		30,289											392		
York, Pa.		2,675	12								2,202	1,973			29
Zanesville, Ohio		3,820	25								118				9

RELIGIOUS BODIES.

TABLE 66.—STATISTICS OF RELIGIOUS BODIES IN EACH CITY HAVING,

DENOMINATION.	Total number of organizations.	MEMBERS.					PLACES OF WORSHIP.			VALUE OF CHURCH PROPERTY.	
		Number of organizations reporting.	Total number reported.	Sex.		Number of organizations reporting—		Number of church edifices reported.	Number of organizations reporting.	Value reported.	
				Number of organizations reporting.	Male.	Female.	Church edifices.				Halls, etc.
AKRON, OHIO	89	89	51,621	80	23,860	23,624	79	7	81	79	\$2,480,800
Adventist bodies:											
Seventh-day Adventist Denomination.....	1	1	111	1	35	76	1		1	1	15,000
Baptist bodies:											
Baptists—											
Northern Baptist Convention.....	4	4	1,372	3	296	251	4		4	4	117,000
National Baptist Convention.....	1	1	370	1	132	238	1		1	1	15,000
Brethren, German Baptist (Dunkers):											
Church of the Brethren (Conservative Dunkers).....	1	1	285	1	151	134	1		1	1	24,500
Christian and Missionary Alliance.....	2	2	250	2	95	155	2		2	2	28,000
Congregational Churches.....	3	3	1,317	3	468	849	3		3	3	231,000
Disciples of Christ.....	5	5	3,934	4	1,574	1,999	5		5	4	161,500
Eastern Orthodox Churches:											
Greek Orthodox Church (Hellenic).....	1	1	2,000	1	1,800	200		1		1	5,000
Russian Orthodox Church.....	1	1	639	1	460	179	1		1	1	13,000
Syrian Orthodox Church.....	1	1	100	1	60	40	1		1	1	6,000
Evangelical Association.....	1	1	581	1	201	380	1		1	1	28,000
Independent churches.....	1	1	500	1	300	200	1		1	1	10,000
Jewish congregations.....	1	1	600	1	300	300	1		1	1	50,000
Latter Day Saints:											
Reorganized Church of Jesus Christ of Latter Day Saints....	1	1	164	1	65	99	1		1	1	5,300
Lutheran bodies:											
General Synod of the Evangelical Lutheran Church in the United States of America.....	2	2	1,215	2	555	660	2		2	2	252,000
General Council of the Evangelical Lutheran Church in North America.....	2	2	649	2	332	317	1		1	1	12,000
Evangelical Lutheran Synodical Conference of America.....	3	3	1,539	2	254	250	3		3	3	64,000
Evangelical Lutheran Joint Synod of Ohio and Other States.....	1	1	307	1	143	164	1		1	1	53,000
Methodist bodies:											
Methodist Episcopal Church.....	11	11	4,895	8	1,502	2,132	10		10	10	331,500
African Methodist Episcopal Zion Church.....	1	1	121	1	60	61	1		1	1	1,500
Presbyterian bodies:											
Presbyterian Church in the United States of America.....	3	3	972	3	444	528	2	1	2	2	75,000
United Presbyterian Church of North America.....	4	4	523	3	201	264	3		3	3	71,000
Protestant Episcopal Church.....	3	3	1,980	3	906	1,074	3		4	3	147,000
Reformed bodies:											
Reformed Church in the United States.....	8	8	3,925	7	1,299	2,058	8		8	8	194,500
Roman Catholic Church.....	9	9	20,895	9	11,208	9,687	9		9	9	361,000
Salvation Army.....	1	1	143	1	74	69	1		1	1	20,000
Spiritualists:											
Spiritualists (National Spiritualists' Association).....	1	1	150	1	96	54		1			
United Brethren bodies:											
Church of the United Brethren in Christ.....	4	4	1,029	4	436	593	4		4	4	35,000
United Evangelical Church.....	2	2	437	2	195	242	2		2	2	37,000
Universalists.....	1	1	200	1	60	140	1		1	1	100,000
All other denominations.....	9	9	418	8	158	231	5	4	6	5	17,000
ALBANY, N. Y.	75	75	61,261	66	23,729	31,512	67	7	67	67	5,203,487
Baptist bodies:											
Baptists—Northern Baptist Convention.....	8	8	2,472	6	551	1,134	8		8	8	511,000
Christian Church (American Christian Convention).....	1	1	215	1	76	139	1		1	1	50,000
Congregational Churches.....	1	1	260	1	97	163	1		1	1	35,000
German Evangelical Synod of North America.....	1	1	500	1	200	300	1		1	1	41,500
Jewish congregations.....	2	2	1,250	2	640	610	2		2	2	180,000
Lutheran bodies:											
General Synod of the Evangelical Lutheran Church in the United States of America.....	2	2	588	2	225	363	2		2	2	118,000
General Council of the Evangelical Lutheran Church in North America.....	4	4	2,438	4	1,143	1,295	4		4	4	84,000
Evangelical Lutheran Synodical Conference of America.....	2	2	928	2	325	603	2		2	2	81,500
Methodist bodies:											
Methodist Episcopal Church.....	6	6	2,305	6	828	1,477	5	1	5	5	292,000
Presbyterian bodies:											
Presbyterian Church in the United States of America.....	7	7	3,525	5	847	1,648	7		7	7	630,000
United Presbyterian Church of North America.....	1	1	237	1	84	153	1		1	1	30,000
Protestant Episcopal Church.....	7	7	3,831	4	863	1,355	7		7	7	995,000
Reformed bodies:											
Reformed Church in America.....	6	6	2,232	6	899	1,333	6		6	6	333,000
Reformed Episcopal Church.....	1	1	108	1	49	59	1		1	1	25,000
Roman Catholic Church.....	16	16	39,769	15	16,700	20,511	15	1	15	15	1,696,987
Unitarians.....	1	1	175	1	85	90	1		1	1	49,500
All other denominations.....	9	9	428	8	117	279	3	5	3	3	51,000
ALLENTOWN, PA.	63	63	31,806	55	10,944	13,519	53	6	53	53	2,137,456
Baptist bodies:											
Baptists—Northern Baptist Convention.....	1	1	321				1		1	1	42,000
Eastern Orthodox Churches:											
Syrian Orthodox Church.....	1	1	170	1	90	80	1		1	1	7,000
Evangelical Association.....	4	4	851	4	334	517	4		4	4	84,000
Jewish congregations.....	1	1	175	1	95	80	1		1	1	12,022
Lutheran bodies:											
General Synod of the Evangelical Lutheran Church in the United States of America.....	2	2	1,784	2	781	1,003	2		2	2	189,000
General Council of the Evangelical Lutheran Church in North America.....	10	10	5,057	9	1,724	2,357	9	1	9	9	365,000
Mennonite bodies:											
General Conference of Mennonites of North America.....	2	2	229	2	108	121	2		2	2	24,000
Mennonite Brethren in Christ.....	1	1	209	1	86	123	1		1	1	5,000
Methodist bodies:											
Methodist Episcopal Church.....	2	2	698				2		2	2	61,500

GENERAL TABLES.

IN 1910, 25,000 INHABITANTS OR MORE, BY DENOMINATIONS: 1916.

DENOMINATION.	Total number of organizations.	DEBT ON CHURCH PROPERTY.		PARSONAGES.		EXPENDITURES FOR YEAR.		SUNDAY SCHOOLS CONDUCTED BY CHURCH ORGANIZATIONS.			
		Number of organizations reporting.	Amount of debt reported.	Number of organizations reporting.	Value of parsonages reported.	Number of organizations reporting.	Amount reported.	Number of organizations reporting.	Number of Sunday schools reported.	Number of officers and teachers.	Number of scholars.
AKRON, OHIO.....	89	39	\$328,575	42	\$239,400	82	\$521,830	79	84	1,884	28,058
Adventist bodies:											
Seventh-day Adventist Denomination.....	1					1	11,951	1	1	16	100
Baptist bodies:											
Baptists—											
Northern Baptist Convention.....	4			3	14,000	4	15,326	4	5	116	1,156
National Baptist Convention.....	1					1	2,032	1	1	16	172
Brethren, German Baptist (Dunkers):											
Church of the Brethren (Conservative Dunkers).....	1			1	2,000	1	2,628	1	1	26	410
Christian and Missionary Alliance.....	2	1	2,200	1	3,000	2	4,300	2	2	26	290
Congregational Churches.....	3	2	3,000	2	21,000	3	24,659	3	3	78	809
Disciples of Christ.....	5	3	11,900			4	31,753	5	5	252	4,631
Eastern Orthodox Churches:											
Greek Orthodox Church (Hellenic).....	1	1	2,000			1	500				
Russian Orthodox Church.....	1	1	10,000	1	5,000	1	4,884	1	1	1	48
Syrian Orthodox Church.....	1	1	4,000			1	950				
Evangelical Association.....	1			1	9,200	1	8,245	1	1	47	684
Independent churches.....	1					1	700	1	1	4	40
Jewish congregations.....	1	1	5,000			1	6,500	1	1	13	102
Latter Day Saints:											
Reorganized Church of Jesus Christ of Latter Day Saints.....	1					1	772	1	1	18	122
Lutheran bodies:											
General Synod of the Evangelical Lutheran Church in the United States of America.....	2	1	45,000	2	13,000	2	24,000	2	2	80	1,215
General Council of the Evangelical Lutheran Church in North America.....	2			1	4,000	2	3,400	1	1	18	80
Evangelical Lutheran Synodical Conference of America.....	3	1	1,600	2	13,500	3	15,913	1	1	25	375
Evangelical Lutheran Joint Synod of Ohio and Other States.....	1	1	12,400	1	7,000	1	12,664	1	1	14	231
Methodist bodies:											
Methodist Episcopal Church.....	11	2	14,800	6	21,500	11	69,195	11	12	351	5,126
African Methodist Episcopal Zion Church.....	1			1	300	1	3,400	1	1	10	40
Presbyterian bodies:											
Presbyterian Church in the United States of America.....	3	1	9,000	1	10,000	2	19,780	3	4	67	982
United Presbyterian Church of North America.....	4	3	19,800	1	5,000	3	8,170	4	4	84	959
Protestant Episcopal Church.....	3	2	4,300	1	8,000	3	34,254	3	3	62	545
Reformed bodies:											
Reformed Church in the United States.....	8	2	7,700	3	19,000	7	38,375	8	8	276	4,675
Roman Catholic Church.....	9	8	148,500	9	68,500	9	117,131	8	9	51	2,332
Salvation Army.....	1	1	4,600			1	4,828	1	1	20	180
Spiritualists:											
Spiritualists (National Spiritualists' Association).....	1					1	650				
United Brethren bodies:											
Church of the United Brethren in Christ.....	4	1	1,000	2	5,900	3	16,996	4	4	107	1,405
United Evangelical Church.....	2	2	12,600			2	10,411	2	2	41	697
Universalists.....	1	1	6,900			1	4,318	1	1	18	162
All other denominations.....	9	3	2,275	3	9,500	7	23,145	6	7	47	490
ALBANY, N. Y.....	75	29	251,390	42	413,300	72	659,037	71	78	1,573	16,282
Baptist bodies:											
Baptists—Northern Baptist Convention.....	8	1	12,500	1	5,000	8	40,841	8	8	169	1,611
Christian Church (American Christian Convention).....	1			1	10,000	1	4,000	1	1	16	206
Congregational Churches.....	1					1	5,805	1	1	13	124
German Evangelical Synod of North America.....	1			1	6,000	1	3,686	1	1	35	239
Jewish congregations.....	2	2	16,300			2	19,291	2	2	19	327
Lutheran bodies:											
General Synod of the Evangelical Lutheran Church in the United States of America.....	2	1	10,000	1	25,000	2	13,108	2	2	41	318
General Council of the Evangelical Lutheran Church in North America.....	4	2	6,400	3	16,800	4	13,961	4	6	148	1,019
Evangelical Lutheran Synodical Conference of America.....	2	1	2,068	2	12,000	2	11,006	2	2	42	451
Methodist bodies:											
Methodist Episcopal Church.....	6	1	17,000	5	31,000	5	37,020	5	5	170	2,156
Presbyterian bodies:											
Presbyterian Church in the United States of America.....	7	3	38,000	2	12,000	7	98,723	7	8	280	2,143
United Presbyterian Church of North America.....	1					1	5,120	1	1	23	297
Protestant Episcopal Church.....	7	2	9,300	4	39,000	7	115,928	7	7	127	960
Reformed bodies:											
Reformed Church in America.....	6	4	24,850	5	31,500	6	50,397	6	7	239	1,756
Reformed Episcopal Church.....	1	1	11,500			1	1,848	1	1	10	50
Roman Catholic Church.....	16	8	97,172	16	220,200	16	226,249	15	18	180	4,134
Unitarians.....	1	1	1,500			1	2,612	1	1	6	36
All other denominations.....	9	2	4,800	1	5,000	7	9,442	7	7	55	455
ALLENTOWN, PA.....	63	36	388,327	26	196,930	60	382,148	54	55	1,349	22,331
Baptist bodies:											
Baptists—Northern Baptist Convention.....	1	1	7,000			1	2,644	1	1	18	309
Eastern Orthodox Churches:											
Syrian Orthodox Church.....	1	1	960	1	4,000						
Evangelical Association.....	4	3	13,521	3	10,500	4	13,107	4	4	97	1,416
Jewish congregations.....	1	1	2,200			1	3,500	1	1	3	42
Lutheran bodies:											
General Synod of the Evangelical Lutheran Church in the United States of America.....	2	1	20,000	2	16,000	2	14,720	2	2	48	1,644
General Council of the Evangelical Lutheran Church in North America.....	10	8	113,454	2	14,000	10	77,947	9	9	338	3,837
Mennonite bodies:											
General Conference of Mennonites of North America.....	2	2	5,000			2	3,529	2	2	28	319
Mennonite Brethren in Christ.....	1			1	3,000	1	6,011	1	1	49	363
Methodist bodies:											
Methodist Episcopal Church.....	2	2	7,395	2	10,500	2	6,506	2	2	62	704

RELIGIOUS BODIES.

TABLE 66.—STATISTICS OF RELIGIOUS BODIES IN EACH CITY HAVING,

DENOMINATION.	Total number of organizations.	MEMBERS.					PLACES OF WORSHIP.			VALUE OF CHURCH PROPERTY.	
		Number of organizations reporting.	Total number reported.	Sex.		Number of organizations reporting—		Number of church edifices reported.	Number of organizations reporting.	Value reported.	
				Male.	Female.	Church edifices.	Halls, etc.				
ALLENTOWN, PA.—Continued.											
Presbyterian bodies:											
Presbyterian Church in the United States of America.....	2	2	673	2	312	361	2	2	2	\$62,000	
Protestant Episcopal Church.....	3	3	621	2	139	240	1	1	1	19,000	
Reformed bodies:											
Reformed Church in the United States.....	11	11	7,289	10	2,532	3,051	11	11	11	898,334	
Roman Catholic Church.....	7	7	10,879	5	3,610	3,869	6	6	6	175,000	
United Brethren bodies:											
Church of the United Brethren in Christ.....	1	1	277	1	127	150	1	1	1	28,000	
United Evangelical Church.....	4	4	2,262	4	999	1,363	4	4	4	138,300	
All other denominations.....	11	11	311	11	107	204	5	5	5	27,300	
ALTOONA, PA.....	68	68	38,150	61	13,937	15,500	62	4	64	1,907,850	
Baptist bodies:											
Baptists—											
Northern Baptist Convention.....	3	3	1,402	3	587	815	3	3	3	149,000	
National Baptist Convention.....	1	1	170	1	81	89	1	1	1	15,000	
Brethren, German Baptist (Dunkers):											
Church of the Brethren (Conservative Dunkers).....	1	1	538	1	179	359	1	2	1	7,000	
The Brethren Church (Progressive Dunkers).....	1	1	245	1	96	149	1	1	1	6,000	
Christian and Missionary Alliance.....	1	1	230	1	87	143	1	1	1	14,000	
Church of God in North America, General Eldership of the.....	4	4	457	3	162	255	4	4	4	41,500	
Disciples of Christ.....	1	1	539								
Eastern Orthodox Churches:											
Greek Orthodox Church (Hellenic).....	1	1	800	1	765	35	1	1	1		
Evangelical Association.....	1	1	174	1	74	100	1	1	1	17,750	
Jewish congregations.....	1	1	250	1	150	100	1	1	1	20,000	
Lutheran bodies:											
General Synod of the Evangelical Lutheran Church in the United States of America.....	7	7	4,759	5	862	1,227	7	7	7	312,000	
General Council of the Evangelical Lutheran Church in North America.....	2	2	345	2	150	195	2	2	2	11,200	
Methodist bodies:											
Methodist Episcopal Church.....	10	10	5,199	10	2,362	2,837	10	10	10	388,500	
African Methodist Episcopal Church.....	1	1	106	1	36	70	1	1	1	20,000	
Presbyterian bodies:											
Presbyterian Church in the United States of America.....	5	5	2,621	5	1,143	1,478	5	5	5	220,000	
United Presbyterian Church of North America.....	2	2	356	2	154	202	2	2	2	22,000	
Protestant Episcopal Church.....	2	2	776	2	316	460	2	2	2	77,500	
Reformed bodies:											
Reformed Church in the United States.....	4	4	1,683	4	704	979	4	4	4	111,900	
Roman Catholic Church.....	7	7	15,274	4	5,083	4,727	7	8	7	350,500	
United Brethren bodies:											
Church of the United Brethren in Christ.....	3	3	1,712	3	683	1,029	3	3	3	87,500	
United Evangelical Church.....	1	1	184	1	74	110	1	1	1	7,500	
All other denominations.....	9	9	330	9	189	141	5	3	5	29,000	
AMSTERDAM, N. Y.....	27	27	20,463	26	8,771	11,067	25	2	26	754,900	
Baptist bodies:											
Baptists—Northern Baptist Convention.....	1	1	790	1	226	564	1	1	1	50,000	
Brethren, Plymouth:											
Brethren, Plymouth, I.....	1	1	54	1	24	30	1	1	1		
Evangelical Association.....	1	1	126	1	38	88	1	1	1	15,000	
German Evangelical Synod of North America.....	1	1	297	1	117	180	1	1	1	40,000	
Jewish congregations.....	1	1	60	1	20	40	1	1	1		
Lutheran bodies:											
General Synod of the Evangelical Lutheran Church in the United States of America.....	2	2	1,212	2	535	677	2	2	2	90,000	
Methodist bodies:											
Methodist Episcopal Church.....	4	4	1,289	4	582	707	4	4	4	68,900	
Presbyterian bodies:											
Presbyterian Church in the United States of America.....	2	2	1,202	2	302	900	2	3	2	75,000	
Protestant Episcopal Church.....	1	1	625				1	1	1	75,000	
Reformed bodies:											
Reformed Church in America.....	2	2	489	2	176	313	2	2	2	47,000	
Roman Catholic Church.....	8	8	14,220	8	6,722	7,498	8	8	8	278,000	
All other denominations.....	3	3	99	3	29	70	2	1	2	16,000	
ATLANTA, GA.....	227	227	78,878	193	27,895	40,433	215	6	223	5,241,830	
Adventist bodies:											
Seventh-day Adventist Denomination.....	3	3	291	3	72	219	2	1	2	5,700	
Baptist bodies:											
Baptists—											
Southern Baptist Convention.....	35	35	15,389	21	3,373	5,378	34	35	34	1,002,400	
National Baptist Convention.....	48	48	15,294	48	5,926	9,368	48	48	48	305,770	
Primitive Baptists.....	3	3	150	3	48	102	2	2	2	10,500	
Churches of Christ.....	2	2	357	2	124	233	1	1	1	3,500	
Congregational Churches.....	7	7	1,783	7	772	1,011	7	7	7	334,000	
Disciples of Christ.....	5	5	1,949	4	941	948	4	4	4	165,000	
Eastern Orthodox Churches:											
Greek Orthodox Church (Hellenic).....	1	1	690	1	550	140	1	1	1	15,000	
German Evangelical Synod of North America.....	1	1	95	1	43	52	1	1	1	22,000	
Jewish congregations.....	4	4	1,545	4	840	705	4	4	4	144,500	
Latter Day Saints:											
Church of Jesus Christ of Latter Day Saints.....	1	1	208	1	85	123	1	1	1	8,130	
Lutheran bodies:											
United Synod of the Evangelical Lutheran Church in the South.....	1	1	330	1	125	205	1	1	1	32,500	

GENERAL TABLES.

IN 1910, 25,000 INHABITANTS OR MORE, BY DENOMINATIONS: 1916—Continued.

DENOMINATION.	Total number of organizations.	DEBT ON CHURCH PROPERTY.		PARSONAGES.		EXPENDITURES FOR YEAR.		SUNDAY SCHOOLS CONDUCTED BY CHURCH ORGANIZATIONS.			
		Number of organizations reporting.	Amount of debt reported.	Number of organizations reporting.	Value of parsonages reported.	Number of organizations reporting.	Amount reported.	Number of organizations reporting.	Number of Sunday schools reported.	Number of officers and teachers.	Number of scholars.
ALLENTOWN, PA.—Continued.											
Presbyterian bodies:											
Presbyterian Church in the United States of America.....	2			1	\$5,000	2	\$23,894	2	2	53	773
Protestant Episcopal Church.....	3			2	49,000	3	14,989	3	3	36	347
Reformed bodies:											
Reformed Church in the United States.....	11	9	\$173,700	3	18,930	11	111,298	11	11	341	7,231
Roman Catholic Church.....	7	3	32,600	6	54,000	7	62,890	5	5	40	1,543
United Brethren bodies:											
Church of the United Brethren in Christ.....	1	1	7,000	1	5,000	1	2,741	1	1	21	301
United Evangelical Church.....	4	1	1,500	1	3,500	4	27,360	4	4	156	3,163
All other denominations.....	11	3	3,997	1	3,500	9	11,012	6	7	59	339
ALTOONA, PA.....	68	38	266,779	39	233,500	63	392,425	62	64	1,693	23,929
Baptist bodies:											
Baptists—											
Northern Baptist Convention.....	3	2	40,900	2	13,000	3	32,212	3	4	114	1,443
National Baptist Convention.....	1	1	850			1	1,561	1	1	19	110
Brethren, German Baptist (Dunkers):											
Church of the Brethren (Conservative Dunkers).....	1			1	4,000			1	2	43	705
The Brethren Church (Progressive Dunkers).....	1	1	2,000			1	1,280	1	1	19	240
Christian and Missionary Alliance.....	1	1	7,900					1	1	18	125
Church of God in North America, General Eldership of the.....	4	1	13,000	3	9,000	3	14,036	4	4	99	847
Disciples of Christ.....	1							1	1	35	424
Eastern Orthodox Churches:											
Greek Orthodox Church (Hellenic).....	1					1	479				
Evangelical Association.....	1	1	2,153	1	4,500	1	4,637	1	1	22	157
Jewish congregations.....	1	1	3,500			1	4,590	1	1	7	99
Lutheran bodies:											
General Synod of the Evangelical Lutheran Church in the United States of America.....	7	2	26,000	5	28,000	7	55,344	7	7	301	3,715
General Council of the Evangelical Lutheran Church in North America.....	2	1	900	1	3,000	2	3,257	1	1	32	250
Methodist bodies:											
Methodist Episcopal Church.....	10	6	56,140	7	42,500	10	49,811	10	10	406	6,141
African Methodist Episcopal Church.....	1	1	1,300			1	1,539	1	1	9	65
Presbyterian bodies:											
Presbyterian Church in the United States of America.....	5	3	9,000	3	20,000	5	34,948	5	5	134	2,092
United Presbyterian Church of North America.....	2	2	3,008	1	3,000	2	4,704	2	2	34	356
Protestant Episcopal Church.....	2	2	21,300	1	10,000	2	47,484	2	2	45	490
Reformed bodies:											
Reformed Church in the United States.....	4	3	18,175	2	13,500	4	16,388	4	4	117	1,460
Roman Catholic Church.....	7	5	45,975	7	65,000	7	88,467	6	6	47	2,326
United Brethren bodies:											
Church of the United Brethren in Christ.....	3			2	9,000	3	17,273	3	3	132	2,350
United Evangelical Church.....	1	1	4,575	1	3,500	1	2,651	1	1	21	175
All other denominations.....	9	4	10,103	2	5,500	8	11,764	6	6	39	359
AMSTERDAM, N. Y.....	27	11	145,734	17	81,400	25	155,004	25	26	545	6,637
Baptist bodies:											
Baptists—Northern Baptist Convention.....	1					1	8,247	1	1	42	411
Brethren, Plymouth:											
Brethren, Plymouth, I.....	1					1	416	1	1	8	72
Evangelical Association.....	1			1	3,500	1	2,937	1	1	20	83
German Evangelical Synod of North America.....	1	1	15,000			1	4,662	1	1	17	81
Jewish congregations.....	1					1	2,500	1	1	4	50
Lutheran bodies:											
General Synod of the Evangelical Lutheran Church in the United States of America.....	2	1	4,000	2	10,000	2	12,115	2	3	86	634
Methodist bodies:											
Methodist Episcopal Church.....	4			3	18,600	4	14,790	4	4	122	1,436
Presbyterian bodies:											
Presbyterian Church in the United States of America.....	2			2	8,600	2	17,744	2	2	90	762
Protestant Episcopal Church.....	1					1	6,939	1	1	25	300
Reformed bodies:											
Reformed Church in America.....	2	1	11,500	2	8,000	2	8,362	2	2	46	475
Roman Catholic Church.....	8	7	111,234	6	31,200	6	71,647	6	6	69	2,238
All other denominations.....	3	1	4,000	1	1,500	3	4,645	3	3	16	95
ATLANTA, GA.....	227	90	357,662	46	254,250	217	770,334	219	242	3,640	46,772
Adventist bodies:											
Seventh-day Adventist Denomination.....	3					3	10,325	3	6	41	279
Baptist bodies:											
Baptists—											
Southern Baptist Convention.....	35	13	86,550	3	28,500	35	147,279	35	38	894	10,933
National Baptist Convention.....	48	15	23,550	1	1,500	48	36,190	48	48	330	5,456
Primitive Baptists.....	3					2	140				
Churches of Christ.....	2					2	113	1	2	10	200
Congregational Churches.....	7	4	19,000	1	10,000	5	23,827	7	8	78	1,095
Disciples of Christ.....	5	1	11,000			4	14,766	5	5	92	1,690
Eastern Orthodox Churches:											
Greek Orthodox Church (Hellenic).....	1					1	8,791	1	1	1	52
German Evangelical Synod of North America.....	1			1	3,000	1	1,353	1	1	6	48
Jewish congregations.....	4	4	21,100			3	23,338	4	5	51	986
Latter Day Saints:											
Church of Jesus Christ of Latter Day Saints.....	1					1	120	1	1	9	40
Lutheran bodies:											
United Synod of the Evangelical Lutheran Church in the South.....	1	1	18,500	1	4,000	1	5,778	1	2	33	290

RELIGIOUS BODIES.

TABLE 66.—STATISTICS OF RELIGIOUS BODIES IN EACH CITY HAVING,

DENOMINATION.	Total number of organizations.	MEMBERS.					PLACES OF WORSHIP.			VALUE OF CHURCH PROPERTY.	
		Number of organizations reporting.	Total number reported.	Sex.		Number of organizations reporting—		Number of church edifices reported.	Number of organizations reporting.	Value reported.	
				Number of organizations reporting.	Male.	Female.	Church edifices.				Halls, etc.
ATLANTA, GA.—Continued.											
Methodist bodies:											
Methodist Episcopal Church.....	8	8	2,730	4	743	1,515	8	9	8	\$249,700	
Methodist Episcopal Church, South.....	32	32	16,320	26	5,511	7,583	32	32	32	1,081,450	
Free Methodist Church of North America.....	3	3	97	2	29	59	1	1	1	5,000	
African Methodist Episcopal Church.....	26	26	6,406	26	2,352	4,054	25	25	25	215,400	
Colored Methodist Episcopal Church.....	4	4	860	4	287	573	4	4	4	65,800	
Presbyterian bodies:											
Presbyterian Church in the United States of America.....	1	1	200	1	71	129	1	1	1	40,000	
Presbyterian Church in the United States.....	12	12	5,849	12	2,330	3,519	12	17	12	560,000	
Associate Reformed Presbyterian Church.....	1	1	165	1	70	95	1	1	1	28,500	
Protestant Episcopal Church.....	9	9	2,539	7	934	1,505	9	10	9	682,050	
Roman Catholic Church.....	5	5	4,802	5	2,328	2,474	5	5	4	187,000	
Salvation Army.....	1	1	106	1	64	42	1	1	1	25,000	
Universalists.....	1	1	120	1	50	70	1	1	1	52,930	
All other denominations.....	13	13	603	12	227	331	10	2	10		
ATLANTIC CITY, N. J.....	39	39	16,869	36	6,819	9,009	33	4	34	1,477,790	
Baptist bodies:											
Baptists—											
Northern Baptist Convention.....	3	3	1,045	3	471	574	3	3	3	118,000	
National Baptist Convention.....	4	4	1,078	4	370	708	4	4	4	51,215	
Jewish congregations.....	1	1	1,100	1	750	350	1	1	1	45,000	
Lutheran bodies:											
General Council of the Evangelical Lutheran Church in North America.....	1	1	112	1	40	72	1	1	1	15,000	
Methodist bodies:											
Methodist Episcopal Church.....	5	5	2,791	4	744	1,200	5	5	5	223,500	
Methodist Protestant Church.....	3	3	907	3	336	571	3	3	3	75,000	
African Methodist Episcopal Church.....	1	1	650	1	260	390	1	1	1	20,000	
African Methodist Episcopal Zion Church.....	1	1	200	1	45	155	1	1	1	31,000	
Presbyterian bodies:											
Presbyterian Church in the United States of America.....	6	6	1,507	5	549	946	5	6	5	289,000	
Protestant Episcopal Church.....	5	5	1,140	4	356	602	5	5	5	282,000	
Roman Catholic Church.....	4	4	6,253	4	2,867	3,391	4	4	4	328,000	
All other denominations.....	5	5	81	5	31	50	4	4	2	75	
AUBURN, N. Y.....	32	32	21,787	31	9,991	11,570	28	3	29	1,093,800	
Baptist bodies:											
Baptists—											
Northern Baptist Convention.....	3	3	1,145	3	453	692	3	3	3	145,000	
Church of God and Saints of Christ.....	1	1	60	1	25	35	1	1	1	1,700	
Disciples of Christ.....	1	1	250	1	100	150	1	1	1	35,000	
Eastern Orthodox Churches:											
Russian Orthodox Church.....	1	1	308	1	173	135	1	1	1	25,000	
German Evangelical Synod of North America.....	1	1	477	1	231	246	1	1	1	17,000	
Jewish congregations.....	1	1	200	1	175	25	1	1	1		
Methodist bodies:											
Methodist Episcopal Church.....	3	3	1,645	3	474	1,171	3	3	3	167,000	
African Methodist Episcopal Zion Church.....	1	1	100	1	25	75	1	1	1	7,000	
Presbyterian bodies:											
Presbyterian Church in the United States of America.....	5	5	2,864	4	900	1,738	5	5	5	300,500	
Protestant Episcopal Church.....	2	2	1,250	2	544	706	2	3	2	110,000	
Roman Catholic Church.....	8	8	13,049	8	6,695	6,354	8	8	8	239,500	
Universalists.....	1	1	263	1	79	184	1	1	1	46,000	
Volunteers of America.....	1	1	124	1	30	94	1	1	1		
All other denominations.....	3	3	52	3	23	29	3	3	1	100	
AUGUSTA, GA.....	85	85	25,317	82	9,914	14,663	77	5	78	1,321,090	
Adventist bodies:											
Advent Christian Church.....	1	1	85	1	31	54	1	1	1	1,950	
Seventh-day Adventist Denomination.....	1	1	57	1	10	47	1	1	1		
Bahais.....	1	1	12	1	4	8	1	1	1		
Baptist bodies:											
Baptists—											
Southern Baptist Convention.....	7	7	2,703	7	1,163	1,540	6	6	6	113,000	
National Baptist Convention.....	29	29	8,350	29	3,011	5,339	29	29	29	193,660	
Churches of God, General Assembly.....	1	1	91	1	30	61	1	1	1		
Congregational Churches.....	1	1	50	1	18	32	1	1	1	3,000	
Disciples of Christ.....	2	2	981	2	387	594	2	2	2	90,000	
Latter Day Saints:											
Church of Jesus Christ of Latter Day Saints.....	1	1	376	1	177	199	1	1	1	80	
Lutheran bodies:											
United Synod of the Evangelical Lutheran Church in the South.....	2	2	580	2	267	313	2	2	2	26,000	
Methodist bodies:											
Methodist Episcopal Church.....	1	1	75	1	15	60	1	1	1	2,000	
Methodist Episcopal Church, South.....	6	6	3,752	6	1,529	2,223	6	6	6	239,000	
African Methodist Episcopal Church.....	3	3	950	3	363	587	3	3	3	27,200	
African Methodist Episcopal Zion Church.....	5	5	292	5	124	168	5	5	5	9,100	
Colored Methodist Episcopal Church.....	4	4	1,347	4	475	872	4	4	4	70,300	
Presbyterian bodies:											
Presbyterian Church in the United States of America.....	2	2	96	2	28	68	2	2	2	4,300	
Presbyterian Church in the United States.....	4	4	1,209	4	508	701	4	5	4	102,000	
Protestant Episcopal Church.....	5	5	1,118	2	141	237	5	5	5	169,500	
Roman Catholic Church.....	8	8	3,105	8	1,602	1,503	6	6	6	270,000	
Salvation Army.....	1	1	88	1	31	57	1	1	1		

GENERAL TABLES.

IN 1910, 25,000 INHABITANTS OR MORE, BY DENOMINATIONS: 1916—Continued.

DENOMINATION.	Total number of organizations.	DEBT ON CHURCH PROPERTY.		PARSONAGES.		EXPENDITURES FOR YEAR.		SUNDAY SCHOOLS CONDUCTED BY CHURCH ORGANIZATIONS.			
		Number of organizations reporting.	Amount of debt reported.	Number of organizations reporting.	Value of parsonages reported.	Number of organizations reporting.	Amount reported.	Number of organizations reporting.	Number of Sunday schools reported.	Number of officers and teachers.	Number of scholars.
ATLANTA, GA.—Continued.											
Methodist bodies:											
Methodist Episcopal Church	8	4	\$31,344	4	\$9,400	8	\$16,044	8	12	147	1,617
Methodist Episcopal Church, South	32	12	62,800	12	53,000	32	198,065	32	32	766	10,893
Free Methodist Church of North America	3	1	350			3	1,178	3	3	18	150
African Methodist Episcopal Church	26	14	16,508	6	11,400	25	29,636	26	26	249	2,318
Colored Methodist Episcopal Church	4	4	3,000	1	3,000	4	7,284	4	4	52	555
Presbyterian bodies:											
Presbyterian Church in the United States of America	1			1	5,000	1	2,051	1	1	23	180
Presbyterian Church in the United States	12	6	23,700	7	56,950	12	146,700	12	17	532	6,639
Associate Reformed Presbyterian Church	1	1	400	1	2,500	1	2,100	1	3	23	227
Protestant Episcopal Church	9	3	14,600	3	36,000	9	68,752	9	9	139	1,588
Roman Catholic Church	5	3	21,500	4	30,000	4	10,500	5	5	88	925
Salvation Army	1					1	4,536	1	2	7	73
Universalists	1					1	1,646	1	1	4	40
All other denominations	13		3,760			10	7,822	9	10	47	488
ATLANTIC CITY, N. J.	39	25	199,985	18	192,300	37	239,230	36	36	685	7,664
Baptist bodies:											
Baptists—											
Northern Baptist Convention	3	2	19,500	2	12,300	3	23,220	3	3	84	922
National Baptist Convention	4	4	13,000			4	8,189	4	4	42	283
Jewish congregations	1	1	17,600			1	3,500	1	1	5	100
Lutheran bodies:											
General Council of the Evangelical Lutheran Church in North America	1	1	2,500	1	5,000	1	4,019	1	1	20	150
Methodist bodies:											
Methodist Episcopal Church	5	3	38,500	3	33,000	5	34,378	5	5	157	1,851
Methodist Protestant Church	3	3	18,050	2	7,000	3	11,385	3	3	115	1,240
African Methodist Episcopal Church	1	1	12,000	1	10,000	1	5,755	1	1	18	245
African Methodist Episcopal Zion Church	1	1	6,035	1	1,500	1	4,500	1	1	12	88
Presbyterian bodies:											
Presbyterian Church in the United States of America	6	5	54,700	2	14,000	5	29,422	5	5	101	1,095
Protestant Episcopal Church	5	3	8,600	3	27,000	5	37,034	4	4	84	750
Roman Catholic Church	4	1	9,500	3	82,500	4	74,971	4	4	36	362
All other denominations	4					4	2,857	3	3	11	78
AUBURN, N. Y.	32	17	140,780	20	129,500	31	197,207	28	30	525	7,220
Baptist bodies:											
Baptists—											
Northern Baptist Convention	3			1	5,000	3	16,788	3	3	84	821
Church of God and Saints of Christ	1	1	1,250			1	208	1	1	3	60
Disciples of Christ	1	1	15,000	1	15,000	1	4,500	1	1	21	250
Eastern Orthodox Churches:											
Russian Orthodox Church	1	1	6,860	1	10,000	1	4,959	1	1	1	53
German Evangelical Synod of North America	1	1		1	6,000	1	2,736	1	1	14	130
Jewish congregations	1					1	250				
Methodist bodies:											
Methodist Episcopal Church	3	3	47,500	3	18,500	3	19,366	3	3	100	1,447
African Methodist Episcopal Zion Church	1			1	3,000	1	1,700	1	1	10	75
Presbyterian bodies:											
Presbyterian Church in the United States of America	5	1	5,500	3	22,500	5	38,463	5	6	175	1,821
Protestant Episcopal Church	2	2	3,770	1	10,000	2	20,088	2	2	45	360
Roman Catholic Church	8	8	60,900	7	35,000	8	83,103	7	8	50	2,065
Universalists	1			1	4,500	1	2,950	1	1	15	108
Volunteers of America	1										
All other denominations	3					3	2,096	2	2	7	30
AUGUSTA, GA.	85	14	18,915	26	167,500	83	171,013	74	78	822	10,936
Adventist bodies:											
Advent Christian Church	1					1	200	1	1	7	50
Seventh-day Adventist Denomination	1					1	53	1	1	12	60
Bahais	1										
Baptist bodies:											
Baptists—											
Southern Baptist Convention	7			3	20,000	7	28,592	6	9	129	1,840
National Baptist Convention	29	6	8,375	1	5,000	29	17,131	28	28	145	2,421
Churches of God, General Assembly	1					1	602	1	1	6	36
Congregational Churches	1					1	500	1	1	6	50
Disciples of Christ	2	1	400	2	17,000	2	7,932	2	2	45	345
Latter Day Saints:											
Church of Jesus Christ of Latter Day Saints	1					1	100				
Lutheran bodies:											
United Synod of the Evangelical Lutheran Church in the South	2			1	3,000	2	4,793	2	2	39	279
Methodist bodies:											
Methodist Episcopal Church	1	1	50	1	1,500	1	300	1	1	6	20
Methodist Episcopal Church, South	6	1	6,000	6	36,000	6	41,048	6	6	160	2,636
African Methodist Episcopal Church	3			1	3,000	2	2,573	3	3	28	220
African Methodist Episcopal Zion Church	5	2	465	1	1,000	5	1,655	4	4	25	146
Colored Methodist Episcopal Church	4	1	125	2	6,700	4	4,461	4	4	46	478
Presbyterian bodies:											
Presbyterian Church in the United States of America	2			1	2,300	2	323	2	3	14	215
Presbyterian Church in the United States	4	1	2,500	3	31,500	4	24,584	4	4	81	854
Protestant Episcopal Church	5			1	8,500	5	16,941	4	4	28	409
Roman Catholic Church	8	1	500	3	32,000	8	14,714	3	3	36	801
Salvation Army	1					1	4,511	1	1	9	76

RELIGIOUS BODIES.

TABLE 66.—STATISTICS OF RELIGIOUS BODIES IN EACH CITY HAVING,

DENOMINATION.	Total number of organizations.	MEMBERS.					PLACES OF WORSHIP.			VALUE OF CHURCH PROPERTY.	
		Number of organizations reporting.	Total number reported.	Sex.		Number of organizations reporting—		Number of church edifices reported.	Number of organizations reporting.	Value reported.	
				Male.	Female.	Church edifices.	Halls, etc.				
AUBORA, ILL.	36	36	19,876	34	8,993	10,159	35	36	33	\$869,850	
Adventist bodies:											
Advent Christian Church.....	1	1	203	1	91	112	1	1	1	16,000	
Baptist bodies:											
Baptists—											
Northern Baptist Convention.....	4	4	1,115	4	397	718	4	4	4	90,000	
National Baptist Convention.....	1	1	123	1	54	74	1	1	1	3,500	
Congregational Churches.....	2	2	885	2	294	591	2	2	2	80,000	
Evangelical Association.....	1	1	95	1	41	54	1	1	1	7,300	
German Evangelical Synod of North America.....	1	1	250	1	110	140	1	1	1	15,000	
Lutheran bodies:											
General Council of the Evangelical Lutheran Church in North America.....	2	2	396	1	56	80	2	2	2	28,050	
Evangelical Lutheran Synodical Conference of America.....	2	2	1,601	2	763	838	2	2	2	51,000	
Norwegian Lutheran Church of America—											
United Norwegian Lutheran Church in America.....	1	1	134	1	62	72	1	1	1	7,000	
Methodist bodies:											
Methodist Episcopal Church.....	5	5	1,531	5	592	939	5	5	5	138,000	
African Methodist Episcopal Church.....	1	1	100	1	35	65	1	1	1	5,000	
Presbyterian bodies:											
Presbyterian Church in the United States of America.....	1	1	925	1	450	475	1	1	1	50,000	
United Presbyterian Church of North America.....	1	1	130	1	38	92	1	1	1	7,500	
Protestant Episcopal Church.....	1	1	330	1	97	233	1	1	1	20,000	
Roman Catholic Church.....	8	8	11,769	7	5,805	5,500	8	9	6	332,500	
United Evangelical Church.....	1	1	163	1	63	100	1	1	1	5,000	
All other denominations.....	3	3	121	3	45	76	2	2	2	14,000	
AUSTIN, TEX.	70	70	19,672	62	7,721	10,168	62	4	66	60	805,568
Assemblies of God, General Council	1	1	79	1	36	43	1	1	1	1	868
Baptist bodies:											
Baptists—											
Southern Baptist Convention.....	6	6	1,676	5	585	939	6	7	6	133,300	
National Baptist Convention.....	17	17	4,082	17	1,590	2,492	17	18	17	78,600	
Churches of Christ.....	1	1	175	1	75	100	1	1	1	13,000	
Congregational Churches.....	1	1	175	1	85	90	1	1	1	20,000	
Disciples of Christ.....	4	4	807	1	6	13	4	6	2	37,500	
Jewish congregations.....	1	1	250	1	125	125	1	1	1	11,000	
Lutheran bodies:											
General Council of the Evangelical Lutheran Church in North America.....	1	1	182	1	85	97	1	1	1	10,000	
Evangelical Lutheran Synodical Conference of America.....	1	1	150	1	70	80	1	1	1	12,000	
Evangelical Lutheran Synod of Iowa and Other States.....	2	2	431	2	200	231	2	2	2	14,000	
Methodist bodies:											
Methodist Episcopal Church.....	3	3	1,034	3	164	250	3	3	3	69,500	
Methodist Episcopal Church, South.....	8	8	3,240	8	1,411	1,829	6	6	6	102,300	
African Methodist Episcopal Church.....	5	5	746	5	299	447	5	5	5	15,750	
Colored Methodist Episcopal Church.....	1	1	48	1	20	28	1	1	1	3,000	
Presbyterian bodies:											
Presbyterian Church in the United States of America.....	1	1	385	1	135	250	1	1	1	70,000	
Cumberland Presbyterian Church.....	1	1	98	1	23	75	1	1	1	25,000	
Presbyterian Church in the United States.....	5	5	878	4	332	531	4	4	4	63,950	
Protestant Episcopal Church.....	2	2	430	1	89	182	2	2	2	29,500	
Roman Catholic Church.....	3	3	4,676	3	2,361	2,315	3	3	3	96,000	
Theosophical societies:											
Theosophical Society, American Section.....	2	2	49				2				
All other denominations.....	4	4	81	4	30	51	1	1	1	300	
BALTIMORE, MD.	494	491	296,599	424	111,624	147,826	440	37	455	439	16,167,360
Adventist bodies:											
Seventh-day Adventist Denomination.....	3	3	493	3	124	369	3	3	3	23,000	
American Rescue Workers.....	2	2	100	2	48	52		1			
Baptist bodies:											
Baptists—											
Southern Baptist Convention.....	25	24	8,863	20	3,006	4,763	25	26	25	926,000	
National Baptist Convention.....	38	38	24,648	38	9,581	15,067	33	33	32	476,600	
Free Baptists.....	3	3	372	3	161	211	1	1	2	2,200	
Brethren, German Baptist (Dunkers):											
Church of the Brethren (Conservative Dunkers).....	2	2	233	2	97	136	2	2	2	11,500	
Churches of the New Jerusalem:											
General Convention of the New Jerusalem in the United States of America.....	3	3	179	3	65	114	2	1	2	44,000	
Congregational Churches.....	3	3	745	3	251	494	3	3	3	136,700	
Disciples of Christ.....	13	12	2,894	9	874	1,512	8	1	8	166,375	
Eastern Orthodox Churches:											
Greek Orthodox Church (Hellenic).....	1	1	600	1	400	200	1	1	1	14,000	
Russian Orthodox Church.....	1	1	442	1	395	47	1	1	1	25,000	
Evangelical Association.....	2	2	251	2	107	144	2	2	2	43,500	
Friends:											
Society of Friends (Orthodox).....	2	2	353	2	164	189	2	2	2	50,000	
Religious Society of Friends (Hicksite).....	2	2	508	2	227	281	2	4	2	158,000	
German Evangelical Synod of North America.....	9	8	4,312	5	908	1,459	9	9	9	225,000	
Independent churches.....	2	2	902	2	377	625	2	2	2	111,000	
Jewish congregations.....	26	26	11,776	11	4,739	3,561	13	10	13	793,000	
Lutheran bodies:											
General Synod of the Evangelical Lutheran Church in the United States of America.....	24	24	12,259	20	4,062	5,434	24	24	24	875,500	
Evangelical Lutheran Synodical Conference of America.....	11	11	3,279	11	1,335	1,944	9	1	10	262,751	
Evangelical Lutheran Joint Synod of Ohio and Other States.....	9	9	2,127	6	251	496	8	1	9	112,151	

GENERAL TABLES.

IN 1910, 25,000 INHABITANTS OR MORE, BY DENOMINATIONS: 1916—Continued.

DENOMINATION.	Total number of organizations.	DEBT ON CHURCH PROPERTY.		PARSONAGES.		EXPENDITURES FOR YEAR.		SUNDAY SCHOOLS CONDUCTED BY CHURCH ORGANIZATIONS.			
		Number of organizations reporting.	Amount of debt reported.	Number of organizations reporting.	Value of parsonages reported.	Number of organizations reporting.	Amount reported.	Number of organizations reporting.	Number of Sunday schools reported.	Number of officers and teachers.	Number of scholars.
AUROBA, ILL.	36	15	\$112,671	19	\$100,350	31	\$150,685	32	33	582	7,091
Adventist bodies:											
Advent Christian Church.....	1	1	8,000			1	3,014	1	1	17	157
Baptist bodies:											
Baptists—											
Northern Baptist Convention.....	4	2	2,400			4	11,199	4	4	104	1,067
National Baptist Convention.....	1	1				1	1,000	1	1	7	60
Congregational Churches.....	2					2	12,057	2	2	52	534
Evangelical Association.....	1			1	3,500	1	2,307	1	1	15	138
German Evangelical Synod of North America.....	1	1	750	1	5,000	1	2,700	1	1	12	72
Lutheran bodies:											
General Council of the Evangelical Lutheran Church in North America.....	2	2	8,300	1	4,500	2	6,516	2	2	23	170
Evangelical Lutheran Synodical Conference of America.....	2	1	8,321	2	8,000	2	21,766	1	1	31	152
Norwegian Lutheran Church of America—											
United Norwegian Lutheran Church in America.....	1					1	1,200	1	1	8	65
Methodist bodies:											
Methodist Episcopal Church.....	5	1	200	4	19,550	5	32,784	5	5	130	1,696
African Methodist Episcopal Church.....	1	1	1,300	1	2,000	1	1,006	1	1	10	50
Presbyterian bodies:											
Presbyterian Church in the United States of America.....	1			1	2,500	1	13,000	1	1	45	675
United Presbyterian Church of North America.....	1			1	8,000	1	1,488	1	1	13	150
Protestant Episcopal Church.....	1			1	8,000	1	4,442	1	1	26	211
Roman Catholic Church.....	8	5	83,400	5	40,500	4	30,323	5	6	38	1,507
United Evangelical Church.....	1			1	3,800	1	2,568	1	1	29	285
All other denominations.....	3			1	3,000	2	3,315	3	3	22	102
AUSTIN, TEX.	70	26	69,974	20	75,221	64	192,116	63	72	965	12,374
Assemblies of God, General Council.....	1	1	73	1	121	1	916	1	1	2	43
Baptist bodies:											
Baptists—											
Southern Baptist Convention.....	6	1	20,000			6	49,159	4	4	81	776
National Baptist Convention.....	17	11	15,280	1	2,800	17	19,390	16	16	285	3,502
Churches of Christ.....	1	1	3,500			1	2,000	1	1	8	100
Congregational Churches.....	1	1	2,500			1	1,700	1	1	12	100
Disciples of Christ.....	4	2	5,750	1	8,000	2	6,451	4	6	66	865
Jewish congregations.....	1			1	4,000	1	2,700	1	1	6	50
Lutheran bodies:											
General Council of the Evangelical Lutheran Church in North America.....	1	1	200	1	5,000	1	2,850	1	1	9	45
Evangelical Lutheran Synodical Conference of America.....	1	1	2,500	1	5,000	1	1,817	1	1	8	85
Evangelical Lutheran Synod of Iowa and Other States.....	2			1	6,000	2	3,199	1	1	15	150
Methodist bodies:											
Methodist Episcopal Church.....	3	2	1,200	3	6,500	2	9,491	3	3	45	505
Methodist Episcopal Church, South.....	8	3	14,431	5	12,800	8	38,013	8	10	196	3,456
African Methodist Episcopal Church.....	5	1	740	2	4,000	5	3,630	5	5	40	441
Colored Methodist Episcopal Church.....	1					1	922	1	1	6	64
Presbyterian bodies:											
Presbyterian Church in the United States of America.....	1			1	5,000	1	6,139	1	1	27	350
Cumberland Presbyterian Church.....	1					1	1,500	1	1	12	132
Presbyterian Church in the United States.....	5			1	7,000	4	17,118	5	10	89	1,011
Protestant Episcopal Church.....	2			1	9,000	2	8,614	2	2	25	295
Roman Catholic Church.....	3	1	3,800			3	12,576	3	3	16	301
Theosophical societies:											
Theosophical Society, American Section.....	2					4	3,931	3	3	17	103
All other denominations.....	4										
BALTIMORE, MD.	494	237	1,809,683	225	1,382,123	470	2,580,188	444	474	9,695	115,260
Adventist bodies:											
Seventh-day Adventist Denomination.....	3	3	9,350			3	13,285	3	4	62	505
American Rescue Workers.....	2					1	3,020	1	1	5	30
Baptist bodies:											
Baptists—											
Southern Baptist Convention.....	25	12	64,804	3	12,500	25	157,553	25	30	729	7,878
National Baptist Convention.....	38	19	54,132			38	67,025	37	37	522	6,182
Free Baptists.....	3	2	1,832	1	1,600	3	486	3	3	16	100
Brethren, German Baptist (Dunkers):											
Church of the Brethren (Conservative Dunkers).....	2					2	2,029	2	2	32	289
Churches of the New Jerusalem:											
General Convention of the New Jerusalem in the United States of America.....	3			1	1,000	2	2,355	2	2	13	35
Congregational Churches.....	3	1	5,500			3	11,368	3	3	46	510
Disciples of Christ.....	13	3	15,800			8	23,275	12	12	192	1,649
Eastern Orthodox Churches:											
Greek Orthodox Church (Hellenic).....	1	1	750	1	3,000	1	3,500	1	1	1	25
Russian Orthodox Church.....	1	1	6,422			1	2,286				
Evangelical Association.....	2	2	15,000	1	1,500	2	5,431	2	2	35	273
Friends:											
Society of Friends (Orthodox).....	2					2	3,940	2	2	14	76
Religious Society of Friends (Hicksite).....	2					2	6,500	2	4	26	117
German Evangelical Synod of North America.....	9	4	7,850	6	29,500	9	32,874	8	8	233	2,914
Independent churches.....	2	1	5,000	1	3,000	2	11,600	2	2	42	487
Jewish congregations.....	26	8	58,800			24	73,317	6	7	40	940
Lutheran bodies:											
General Synod of the Evangelical Lutheran Church in the United States of America.....	24	14	127,500	15	93,300	23	131,210	24	25	790	9,009
Evangelical Lutheran Synodical Conference of America.....	11	7	53,727	6	23,857	11	33,644	9	12	253	1,903
Evangelical Lutheran Joint Synod of Ohio and Other States.....	9	6	15,656	3	6,500	8	13,230	9	9	148	1,769

RELIGIOUS BODIES.

TABLE 66.—STATISTICS OF RELIGIOUS BODIES IN EACH CITY HAVING,

DENOMINATION.	Total number of organizations.	MEMBERS.					PLACES OF WORSHIP.			VALUE OF CHURCH PROPERTY.	
		Number of organizations reporting.	Total number reported.	Sex.		Number of organizations reporting—		Number of churches reported.	Number of organizations reporting.	Value reported.	
				Number of organizations reporting.	Male.	Female.	Church edifices.				Halls, etc.
BALTIMORE, MD.—Continued.											
Methodist bodies:											
Methodist Episcopal Church.....	78	78	30,217	64	9,667	16,041	77	1	81	77	\$2,653,600
Methodist Protestant Church.....	20	20	6,363	20	2,448	3,915	20		20	20	653,260
Methodist Episcopal Church, South.....	8	8	2,500	8	1,003	1,497	8		8	8	212,700
African Methodist Episcopal Church.....	15	15	5,204	14	1,588	2,647	15		15	15	343,200
African Methodist Episcopal Zion Church.....	3	3	345	3	150	195	3		3	3	27,000
Colored Methodist Protestant Church.....	4	4	378	4	150	228	4		4	4	17,400
Union American Methodist Episcopal Church.....	2	2	150	2	60	90	2		2	2	5,500
African Union Methodist Protestant Church.....	2	2	105	2	32	73	2		2	2	5,200
Colored Methodist Episcopal Church.....	1	1	128	1	48	80	1		1	1	5,000
African American Methodist Episcopal Church.....	2	2	125	2	75	50		2		2	135
Polish National Catholic Church of America.....	1	1	376	1	191	185	1		1	1	35,000
Presbyterian bodies:											
Presbyterian Church in the United States of America.....	29	29	9,105	29	3,401	5,704	29		30	29	1,221,489
United Presbyterian Church of North America.....	2	2	368	2	148	220	2		2	2	60,000
Presbyterian Church in the United States.....	3	3	879	2	332	447	3		3	3	165,000
Protestant Episcopal Church.....	39	39	17,209	32	5,215	9,206	37		37	37	2,189,330
Reformed bodies:											
Reformed Church in the United States.....	16	16	5,570	14	1,902	3,040	16		18	16	432,278
Reformed Episcopal Church.....	3	3	439	3	160	279	3		3	3	57,500
Roman Catholic Church.....	47	47	137,730	41	56,339	64,571	47		50	46	3,239,532
Salvation Army.....	3	3	151	3	59	92		3			
Unitarians.....	1	1	150	1	100	100	1		1	1	100,000
United Brethren bodies:											
Church of the United Brethren in Christ.....	6	6	1,686	6	615	1,071	6		6	6	135,700
United Evangelical Church.....	5	5	951	4	327	537	5		5	5	98,200
Universalists.....	1	1	225	1	100	125	1		1	1	28,000
Volunteers of America.....	2	2	179	2	178	1	1		1	1	1,000
All other denominations.....	20	20	731	17	239	409	6	11	6	6	25,050
BATTLE CREEK, MICH.....											
Adventist bodies:	22	22	9,379	21	3,624	5,210	19	3	21	19	647,250
Seventh-day Adventist Denomination.....	1	1	615	1	203	412	1		1	1	18,000
Baptist bodies:											
Baptists—											
Northern Baptist Convention.....	1	1	704	1	228	476	1		2	1	85,000
National Baptist Convention.....	1	1	60	1	25	35	1		1		
Seventh Day Baptists.....	1	1	162	1	64	98		1			
Congregational Churches.....	1	1	411	1	150	261	1		1	1	80,000
Disciples of Christ.....	1	1	170	1	80	90	1		1	1	10,000
International Apostolic Holiness Church.....	1	1	88	1	30	58	1		1	1	8,500
Latter Day Saints:											
Reorganized Church of Jesus Christ of Latter Day Saints.....	1	1	34	1	11	23		1			
Lutheran bodies:											
General Synod of the Evangelical Lutheran Church in the United States of America.....	1	1	101	1	38	63	1		1	1	8,000
Evangelical Lutheran Synodical Conference of America.....	1	1	123	1	55	68	1		1	1	8,000
Methodist bodies:											
Methodist Episcopal Church.....	5	5	1,762	5	785	977	5		6	5	117,950
Free Methodist Church of North America.....	1	1	80	1	26	54	1		1	1	4,000
African Methodist Episcopal Church.....	1	1	68	1	28	40	1		1	1	4,500
Presbyterian bodies:											
Presbyterian Church in the United States of America.....	1	1	822	1	210	612	1		1	1	75,000
Protestant Episcopal Church.....	1	1	545				1		1	1	40,000
Roman Catholic Church.....	1	1	3,400	1	1,600	1,800	1		1	1	180,000
Salvation Army.....	1	1	84	1	42	42	1		1	1	8,000
Spiritualist:											
Spiritualists (National Spiritualists' Association).....	1	1	150	1	49	101		1		1	300
BAY CITY, MICH.....											
Adventist bodies:	48	48	26,437	42	10,141	12,521	46	2	46	46	1,094,575
Seventh-day Adventist Denomination.....	1	1	87	1	28	59	1		1	1	3,500
Baptist bodies:											
Baptists—Northern Baptist Convention.....	5	5	893	4	242	641	5		5	5	119,750
Congregational Churches.....	1	1	286	1	122	164	1		1	1	15,000
Evangelical Association.....	1	1	138	1	59	79	1		1	1	7,000
Independent churches.....	2	2	327	2	138	189	1	1	1	1	10,000
Jewish congregations.....	2	2	160	2	80	80	2		2	2	20,000
Latter Day Saints:											
Reorganized Church of Jesus Christ of Latter Day Saints.....	1	1	378	1	201	177	1		1	1	2,000
Lutheran bodies:											
General Council of the Evangelical Lutheran Church in North America.....	1	1	265	1	103	162	1		1	1	3,000
Evangelical Lutheran Synodical Conference of America.....	4	4	2,073	3	881	892	4		4	4	41,450
Methodist bodies:											
Methodist Episcopal Church.....	7	7	1,594	7	737	857	7		7	7	124,000
Presbyterian bodies:											
Presbyterian Church in the United States of America.....	4	4	1,183	2	80	363	4		4	4	170,000
Protestant Episcopal Church.....	3	3	680	3	240	440	3		3	3	86,375
Reformed bodies:											
Reformed Church in the United States.....	1	1	130	1	45	85	1		1	1	6,000
Roman Catholic Church.....	9	9	18,082	7	7,121	8,236	9		9	9	477,000
All other denominations.....	6	6	161	6	64	97	5	1	5	5	9,500

GENERAL TABLES.

363

IN 1910, 25,000 INHABITANTS OR MORE, BY DENOMINATIONS: 1916—Continued.

DENOMINATION.	Total number of organizations.	DEBT ON CHURCH PROPERTY.		PARSONAGES.		EXPENDITURES FOR YEAR.		SUNDAY SCHOOLS CONDUCTED BY CHURCH ORGANIZATIONS.			
		Number of organizations reporting.	Amount of debt reported.	Number of organizations reporting.	Value of parsonages reported.	Number of organizations reporting.	Amount reported.	Number of organizations reporting.	Number of Sunday schools reported.	Number of officers and teachers.	Number of scholars.
BALTIMORE, MD.—Continued.											
Methodist bodies:											
Methodist Episcopal Church.....	78	43	\$301,866	56	\$265,100	78	\$404,785	77	78	2,447	28,145
Methodist Protestant Church.....	20	15	99,994	15	73,040	20	137,800	20	20	533	6,315
Methodist Episcopal Church, South.....	8	1	2,530	6	27,000	8	35,240	8	8	179	2,389
African Methodist Episcopal Church.....	15	14	91,778	8	25,200	15	41,878	15	15	327	4,005
African Methodist Episcopal Zion Church.....	3	2	8,295	1	10,000	3	3,400	3	3	25	100
Colored Methodist Protestant Church.....	4	3	600			4	2,305	4	4	21	227
Union American Methodist Episcopal Church.....	2	1	3,000			2	1,011	2	2	8	46
African Union Methodist Protestant Church.....	2	1	600	2	2,050	2	1,675	1	1	7	25
Colored Methodist Episcopal Church.....	1	1	1,700			1	975	1	1	8	27
African American Methodist Episcopal Church.....	2					2	920	1	1	3	25
Polish National Catholic Church of America.....	1	1	22,000	1	8,000	1	4,086	1	1	1	67
Presbyterian bodies:											
Presbyterian Church in the United States of America.....	29	12	60,420	14	101,900	29	240,900	29	34	738	6,437
United Presbyterian Church of North America.....	2					2	8,009	2	2	35	436
Presbyterian Church in the United States.....	3	1	500	2	25,000	3	28,259	3	4	62	582
Protestant Episcopal Church.....	39	15	182,200	22	171,200	38	342,005	39	39	674	6,117
Reformed bodies:											
Reformed Church in the United States.....	16	7	52,825	10	39,500	16	55,898	16	16	358	3,870
Reformed Episcopal Church.....	3	2	14,000	1	4,500	3	10,866	3	3	71	435
Roman Catholic Church.....	47	26	480,442	39	420,576	44	591,312	40	50	574	17,193
Salvation Army.....	3					3	4,787	3	3	28	228
Unitarians.....	1					1	7,119	1	1	16	100
United Brethren bodies:											
Church of the United Brethren in Christ.....	6	3	24,900	6	20,800	6	26,511	6	6	154	2,155
United Evangelical Church.....	5	4	16,200	4	12,500	5	17,127	5	5	134	1,112
Universalists.....	1					1	2,650	1	1	14	79
Volunteers of America.....	2					1	4,500				
All other denominations.....	20	1	3,710			12	8,242	10	10	79	594
BATTLE CREEK, MICH.....	22	13	63,200	9	57,750	22	111,341	22	26	571	6,084
Adventist bodies:											
Seventh-day Adventist Denomination.....	1					1	26,193	1	1	115	744
Baptist bodies:											
Baptists—											
Northern Baptist Convention.....	1			1	7,500	1	11,452	1	3	68	712
National Baptist Convention.....	1					1	1,076	1	1	7	25
Seventh Day Baptists.....	1			1	7,000	1	1,392	1	1	20	130
Congregational Churches.....	1	1	5,965			1	7,200	1	1	28	298
Disciples of Christ.....	1	1	5,000			1	3,000	1	1	20	160
International Apostolic Holiness Church.....	1					1	1,627	1	1	13	96
Latter Day Saints:											
Reorganized Church of Jesus Christ of Latter Day Saints.....	1					1	122	1	1	11	57
Lutheran bodies:											
General Synod of the Evangelical Lutheran Church in the United States of America.....	1	1	600	1	3,000	1	1,789	1	1	22	169
Evangelical Lutheran Synodical Conference of America.....	1					1	762	1	1	2	26
Methodist bodies:											
Methodist Episcopal Church.....	5	5	19,100	3	13,250	5	15,370	5	6	148	1,990
Free Methodist Church of North America.....	1	1	1,700	1	3,000	1	1,875	1	1	10	60
African Methodist Episcopal Church.....	1	1	1,466			1	1,034	1	1	12	40
Presbyterian bodies:											
Presbyterian Church in the United States of America.....	1					1	11,900	1	2	60	935
Protestant Episcopal Church.....	1	1	1,869	1	4,000	1	5,450	1	1	14	169
Roman Catholic Church.....	1	1	22,500	1	20,000	1	14,000	1	1	8	250
Salvation Army.....	1	1	5,000			1	5,925	1	1	6	126
Spiritualists:											
Spiritualists (National Spiritualists' Association).....	1					1	1,174	1	1	7	47
BAY CITY, MICH.....	48	10	59,975	34	175,800	44	165,615	39	40	537	7,230
Adventist bodies:											
Seventh-day Adventist Denomination.....	1	1	500			1	1,945	1	1	15	80
Baptist bodies:											
Baptists—Northern Baptist Convention.....	5	1	250	3	6,250	4	9,666	5	5	69	653
Congregational Churches.....	1	1	1,325	1	2,500	1	6,109	1	1	41	412
Evangelical Association.....	1	1	300	1	3,000	1	3,300	1	1	18	151
Independent churches.....	2	1	3,000	1	7,000	2	6,447	1	1	4	45
Jewish congregations.....	2	1	9,000			2	1,250	1	1	2	15
Latter Day Saints:											
Reorganized Church of Jesus Christ of Latter Day Saints.....	1					1	201	1	1	9	87
Lutheran bodies:											
General Council of the Evangelical Lutheran Church in North America.....	1	1	700	1	2,000	1	1,961	1	2	16	80
Evangelical Lutheran Synodical Conference of America.....	4			4	10,500	3	16,717	2	2	9	95
Methodist bodies:											
Methodist Episcopal Church.....	7			7	22,800	7	16,948	7	7	142	1,691
Presbyterian bodies:											
Presbyterian Church in the United States of America.....	4			2	28,500	3	14,308	3	3	89	1,005
Protestant Episcopal Church.....	3	2	12,900	2	12,600	3	9,485	3	3	28	344
Reformed bodies:											
Reformed Church in the United States.....	1			1	2,000	1	3,160	1	1	17	111
Roman Catholic Church.....	9	1	32,000	8	75,650	9	69,498	6	6	50	2,276
All other denominations.....	6			3	3,000	5	4,620	5	5	28	185

RELIGIOUS BODIES.

TABLE 66.—STATISTICS OF RELIGIOUS BODIES IN EACH CITY HAVING,

DENOMINATION.	Total number of organizations.	MEMBERS.					PLACES OF WORSHIP.			VALUE OF CHURCH PROPERTY.	
		Number of organizations reporting.	Total number reported.	Sex.		Number of organizations reporting—		Number of church edifices reported.	Number of organizations reporting.	Value reported.	
				Number of organizations reporting.	Male.	Female.	Church edifices.				Halls, etc.
BAYONNE, N. J.	32	32	52,521	29	15,151	16,319	30	2	30	29	\$1,200,500
Baptist bodies:											
Baptists—Northern Baptist Convention.....	4	4	705	3	200	377	4		4	4	83,000
Eastern Orthodox Churches:											
Russian Orthodox Church.....	1	1	780	1	500	280	1		1	1	20,000
German Evangelical Synod of North America:	2	2	502	2	241	261	2		2	2	24,000
Lutheran bodies:											
General Synod of the Evangelical Lutheran Church in the United States of America.....	1	1	475	1	230	245	1		1	1	30,000
Evangelical Lutheran Synodical Conference of America.....	1	1	199	1	75	124	1		1	1	4,000
Methodist bodies:											
Methodist Episcopal Church.....	3	3	1,088	3	453	635			3	3	65,000
Polish National Catholic Church of America.....	1	1	500	1	290	210			1	1	12,000
Presbyterian bodies:											
Presbyterian Church in the United States of America.....	1	1	317	1	118	199	1		1	1	15,000
Protestant Episcopal Church.....	3	3	1,176	3	452	724	3		3	3	112,000
Reformed bodies:											
Reformed Church in America.....	3	3	972	3	373	599	3		3	3	91,500
Roman Catholic Church.....	9	9	45,621	7	12,145	12,553	8	1	8	7	725,000
All other denominations.....	3	3	186	3	74	112	2	1	2	2	19,000
BERKELEY, CALIF.	43	43	14,253	40	5,516	7,793	36	5	36	36	742,850
Adventist bodies:											
Seventh-day Adventist Denomination.....	1	1	116	1	25	91	1		1	1	2,750
Baptist bodies:											
Baptists—Northern Baptist Convention.....	1	1	635				1		1	1	70,000
Congregational Churches.....	5	5	1,217	5	450	767	4		4	4	65,000
Disciples of Christ.....	1	1	373	1	138	235	1		1	1	12,000
Friends:											
Society of Friends (Orthodox).....	1	1	219	1	94	125					
Lutheran bodies:											
General Council of the Evangelical Lutheran Church in North America.....	2	2	145	2	63	82	2		2	2	25,500
Evangelical Lutheran Synodical Conference of America.....	1	1	247	1	90	157	1		1	1	8,000
Methodist bodies:											
Methodist Episcopal Church.....	7	7	1,305	7	509	796	5	2	5	5	98,500
Methodist Episcopal Church, South.....	1	1	350	1	150	200	1		1	1	45,000
Colored Methodist Episcopal Church.....	1	1	42	1	15	27	1		1	1	3,000
Pentecostal Church of the Nazarene.....	1	1	91	1	40	51	1		1	1	12,500
Presbyterian bodies:											
Presbyterian Church in the United States of America.....	6	6	2,335	5	859	1,260	6		6	6	147,500
Protestant Episcopal Church.....	5	5	1,769	5	598	1,171	5		5	5	135,800
Roman Catholic Church.....	2	2	4,850	2	2,300	2,550	2		2	2	78,850
Scandinavian Evangelical bodies:											
Swedish Evangelical Mission Covenant of America.....	1	1	68	1	30	38	1		1	1	6,000
Swedish Evangelical Free Church.....	1	1	75	1	30	45	1		1	1	3,000
Theosophical societies:											
Theosophical Society, American Section.....	1	1	43					1			
Unitarians.....	1	1	195	1	75	120	1		1	1	25,000
All other denominations.....	4	4	128	4	50	78	2	2	2	2	6,450
BINGHAMTON, N. Y.	55	55	31,774	54	13,610	16,985	51	4	51	51	1,725,107
Baptist bodies:											
Baptists—Northern Baptist Convention.....	6	6	2,557	6	952	1,605	6		6	6	185,500
Christian and Missionary Alliance.....	1	1	125	1	40	85	1		1	1	7,000
Christian Church (American Christian Convention).....	1	1	60	1	20	40	1		1	1	6,500
Congregational Churches.....	3	3	1,160	3	398	762	3		3	3	126,500
Eastern Orthodox Churches:											
Russian Orthodox Church.....	1	1	348	1	215	133	1		1	1	11,575
Evangelical Association.....	1	1	216	1	95	121	1		1	1	18,000
Jewish congregations.....	1	1	60	1	60		1		1	1	5,000
Lutheran bodies:											
General Council of the Evangelical Lutheran Church in North America.....	1	1	438	1	164	274	1		1	1	35,000
Evangelical Lutheran Synodical Conference of America.....	1	1	214	1	108	106	1		1	1	15,000
Methodist bodies:											
Methodist Episcopal Church.....	10	10	4,966	10	2,006	2,960	10		10	10	334,500
Free Methodist Church of North America.....	1	1	65	1	27	38	1		1	1	4,000
African Methodist Episcopal Zion Church.....	1	1	294	1	71	223	1		1	1	21,000
Presbyterian bodies:											
Presbyterian Church in the United States of America.....	7	7	3,044	6	709	1,156	7		7	7	186,400
Protestant Episcopal Church.....	3	3	1,329	3	660	669	3		3	3	213,000
Roman Catholic Church.....	8	8	16,427	8	7,919	8,508	8		8	8	502,600
Salvation Army.....	1	1	94	1	40	54	1		1	1	20,142
Universalists.....	1	1	177	1	52	125	1		1	1	25,000
All other denominations.....	7	7	200	7	74	126	3	4	3	3	8,390
BIRMINGHAM, ALA.	256	256	77,145	241	30,883	43,097	232	19	233	233	3,474,352
Adventist bodies:											
Seventh-day Adventist Denomination.....	2	2	139	2	32	107	1	1	1	1	1,000
Baptist bodies:											
Baptists—											
Southern Baptist Convention.....	26	26	8,420	24	3,313	4,881	25		25	25	436,750
National Baptist Convention.....	83	83	20,145	82	7,033	12,832	77	6	77	75	537,452
Churches of Christ.....	2	2	250	2	100	150	2		2	2	10,500

GENERAL TABLES.

IN 1910, 25,000 INHABITANTS OR MORE, BY DENOMINATIONS: 1916—Continued.

DENOMINATION.	Total number of organizations.	DEBT ON CHURCH PROPERTY.		PARSONAGES.		EXPENDITURES FOR YEAR.		SUNDAY SCHOOLS CONDUCTED BY CHURCH ORGANIZATIONS.			
		Number of organizations reporting.	Amount of debt reported.	Number of organizations reporting.	Value of parsonages reported.	Number of organizations reporting.	Amount reported.	Number of organizations reporting.	Number of Sunday schools reported.	Number of officers and teachers.	Number of scholars.
BAYONNE, N. J.	32	16	\$332,352	22	\$139,500	31	\$295,246	30	32	529	9,085
Baptist bodies:											
Baptists—Northern Baptist Convention.....	4	2	6,400	3	17,000	4	9,797	4	4	63	692
Eastern Orthodox Churches:											
Russian Orthodox Church.....	1	1	14,000			1	4,142	1	1	2	26
German Evangelical Synod of North America.....	2			1	3,000	2	3,241	2	2	21	237
Lutheran bodies:											
General Synod of the Evangelical Lutheran Church in the United States of America.....	1	1	10,000			1	3,031	1	1	20	255
Evangelical Lutheran Synodical Conference of America.....	1			1	5,000	1	3,400	1	1	15	125
Methodist bodies:											
Methodist Episcopal Church.....	3	1	9,000	3	13,500	3	7,338	3	3	125	1,654
Polish National Catholic Church of America.....	1	1	3,000	1	8,000	1	6,450	1	1	2	160
Presbyterian bodies:											
Presbyterian Church in the United States of America.....	1					1	4,010	1	3	38	270
Protestant Episcopal Church.....	3	2	8,250	2	16,000	3	11,693	3	3	39	450
Reformed bodies:											
Reformed Church in America.....	3	1	1,000	3	20,000	3	22,427	3	3	90	847
Roman Catholic Church.....	9	5	272,700	7	54,500	8	216,079	7	7	96	4,225
All other denominations.....	3	2	8,002	1	2,500	3	3,638	3	3	18	144
BERKELEY, CALIF.	43	21	112,592	8	35,650	41	175,790	41	44	696	6,980
Adventist bodies:											
Seventh-day Adventist Denomination.....	1	1	700			1	4,547	1	1	20	81
Baptist bodies:											
Baptists—Northern Baptist Convention.....	1	1	13,000			1	7,245	1	1	49	400
Congregational Churches.....	5	2	13,350			5	35,500	5	5	93	941
Disciples of Christ.....	1	1	2,285			1	3,955	1	1	13	97
Friends:											
Society of Friends (Orthodox).....	1					1	2,420	1	1	21	142
Lutheran bodies:											
General Council of the Evangelical Lutheran Church in North America.....	2	2	11,700			2	8,204	2	2	15	121
Evangelical Lutheran Synodical Conference of America.....	1			1	3,500	1	3,120	1	1	15	122
Methodist bodies:											
Methodist Episcopal Church.....	7	4	26,700	1	6,000	7	25,440	7	7	122	995
Methodist Episcopal Church, South.....	1			1	5,000	1	4,000	1	1	20	175
Colored Methodist Episcopal Church.....	1	1	1,300	1	1,000	1	1,503	1	1	4	21
Pentecostal Church of the Nazarene.....	1	1	2,400	1	2,500	1	2,200	1	1	12	100
Presbyterian bodies:											
Presbyterian Church in the United States of America.....	6	4	15,407			6	47,731	6	7	187	2,315
Protestant Episcopal Church.....	5					5	17,297	5	5	67	577
Roman Catholic Church.....	2	2	21,300	2	16,150	1	1,200	2	4	18	610
Scandinavian Evangelical bodies:											
Swedish Evangelical Mission Covenant of America.....	1	1	2,000			1	3,300	1	1	10	65
Swedish Evangelical Free Church.....	1			1	1,500	1	1,900	1	1	10	40
Theosophical societies:											
Theosophical Society, American Section.....	1					1	4,150	1	1	10	95
Unitarians.....	1					4	2,081	3	3	10	83
All other denominations.....	4	1	2,450								
BINGHAMTON, N. Y.	55	28	306,977	33	188,900	53	313,114	51	54	1,144	13,196
Baptist bodies:											
Baptists—Northern Baptist Convention.....	6	4	40,650	5	23,000	6	29,049	6	6	185	2,099
Christian and Missionary Alliance.....	1	1	2,500			1	2,900	1	1	14	120
Christian Church (American Christian Convention).....	1					1	1,674	1	1	19	140
Congregational Churches.....	3	3	11,350	3	18,500	3	13,722	3	3	101	574
Eastern Orthodox Churches:											
Russian Orthodox Church.....	1	1	9,120	1	2,800	1	1,188	1	1	1	27
Evangelical Association.....	1			1	7,000	1	3,508	1	1	21	287
Jewish congregations.....	1	1	1,100			1	1,000	1	1	1	50
Lutheran bodies:											
General Council of the Evangelical Lutheran Church in North America.....	1	1	20,000	1	5,000	1	3,915	1	1	27	144
Evangelical Lutheran Synodical Conference of America.....	1	1	6,900	1	3,000	1	2,500				
Methodist bodies:											
Methodist Episcopal Church.....	10	4	68,100	9	49,000	10	80,401	10	10	368	4,670
Free Methodist Church of North America.....	1			1	3,500	1	1,663	1	1	14	90
African Methodist Episcopal Zion Church.....	1					1	3,079	1	1	21	88
Presbyterian bodies:											
Presbyterian Church in the United States of America.....	7	3	4,700	3	12,400	7	47,486	7	9	203	2,318
Protestant Episcopal Church.....	3	1	4,000	3	27,500	3	26,767	3	3	51	367
Roman Catholic Church.....	8	5	127,952	5	37,200	8	79,447	6	7	67	1,869
Salvation Army.....	1	1	7,500			1	4,511	1	1	13	78
Universallets.....	1					1	1,700	1	1	10	124
All other denominations.....	7	2	3,105			5	3,606	6	6	28	151
BIRMINGHAM, A.L.A.	256	118	368,801	72	449,504	253	591,197	246	263	3,329	40,487
Adventist bodies:											
Seventh-day Adventist Denomination.....	2					2	4,837	2	2	24	104
Baptist bodies:											
Baptists—											
Southern Baptist Convention.....	26	13	56,880	9	37,400	26	86,341	26	31	728	6,972
National Baptist Convention.....	83	45	99,064	3	5,300	83	84,279	83	83	627	8,223
Churches of Christ.....	2					2	2,700	2	2	10	200

RELIGIOUS BODIES.

TABLE 66.—STATISTICS OF RELIGIOUS BODIES IN EACH CITY HAVING,

DENOMINATION.	Total number of organizations.	MEMBERS.					PLACES OF WORSHIP.			VALUE OF CHURCH PROPERTY.	
		Number of organizations reporting.	Total number reported.	Sex.		Number of organizations reporting—		Number of church edifices reported.	Number of organizations reporting.	Value reported.	
				Male.	Female.	Church edifices.	Halls, etc.				
BIRMINGHAM, ALA.—Continued.											
Congregational Churches.....	3	3	300	3	120	180	2	2	2	\$40,000	
Disciples of Christ.....	3	3	645	3	274	371	3	3	3	82,500	
Eastern Orthodox Churches:											
Greek Orthodox Church (Hellenic).....	1	1	900	1	800	100	1	1	1	8,000	
German Evangelical Synod of North America.....	1	1	187	1	82	105	1	1	1	10,000	
Independent churches.....	1	1	725				1		1	17,000	
Jewish congregations.....	2	2	1,300	2	560	740	2	2	2	161,000	
Lutheran bodies:											
Evangelical Lutheran Synodical Conference of America.....	1	1	150	1	70	80	1	1	1	10,000	
Methodist bodies:											
Methodist Episcopal Church.....	9	9	1,866	7	609	1,039	9	9	9	87,800	
Methodist Protestant Church.....	1	1	270	1	129	141	1	1	1	12,000	
Methodist Episcopal Church, South.....	39	39	15,477	39	6,329	9,148	36	37	36	615,700	
African Methodist Episcopal Church.....	8	8	2,290	8	912	1,378	7	7	7	78,000	
African Methodist Episcopal Zion Church.....	13	13	2,452	13	878	1,574	11	11	11	60,800	
Colored Methodist Episcopal Church.....	9	9	1,501	9	566	935	9	9	9	53,250	
Pentecostal Holiness Church.....	1	1	135				1	1	1	350,000	
Presbyterian bodies:											
Presbyterian Church in the United States of America.....	2	2	650	2	261	389	2	2	2	129,000	
Cumberland Presbyterian Church.....	4	4	362	2	70	109	3	3	4	16,200	
Presbyterian Church in the United States.....	17	17	3,703	14	1,048	1,663	17	17	17	291,350	
Protestant Episcopal Church.....	6	6	2,224	6	963	1,261	5	5	5	286,000	
Roman Catholic Church.....	15	15	12,651	14	6,549	5,752	13	13	14	173,500	
Salvation Army.....	1	1	120	1	83	37		1			
All other denominations.....	6	6	283	4	102	125	3	3	3	6,550	
BLOOMINGTON, ILL.....	36	36	15,414	34	5,984	8,144	31	4	31	853,128	
Baptist bodies:											
Baptists—											
Northern Baptist Convention.....	1	1	757	1	271	486	1	1	1	50,000	
National Baptist Convention.....	3	3	243	3	103	140	3	3	3	26,500	
Brethren, Plymouth:											
Brethren, Plymouth, V.....	2	2	47	2	22	25		2			
Congregational Churches.....											
Disciples of Christ.....	4	4	83	1	29	54	1	1	1	20,000	
German Evangelical Synod of North America.....	4	4	2,265	3	690	1,279	4	4	3	89,128	
Jewish congregations.....	1	1	270	1	130	140	1	1	1	20,000	
Latter Day Saints:											
Church of Jesus Christ of Latter Day Saints.....	1	1	250	1	119	131		1			
Lutheran bodies:											
General Council of the Evangelical Lutheran Church in North America.....	1	1	204	1	96	108	1	1	1	7,000	
Evangelical Lutheran Synodical Conference of America.....	1	1	1,509	1	690	819	1	1	1	30,000	
Methodist bodies:											
Methodist Episcopal Church.....	5	5	3,120	4	845	1,285	5	5	5	147,000	
African Methodist Episcopal Church.....	1	1	76	1	20	56	1	1	1	8,000	
Pentecostal Church of the Nazarene.....	1	1	50	1	22	28	1	1	1	2,000	
Presbyterian bodies:											
Presbyterian Church in the United States of America.....	2	2	1,172	2	443	729	2	2	2	190,000	
Protestant Episcopal Church.....	1	1	188	1	86	102	1	1	1	23,000	
Roman Catholic Church.....	3	3	4,364	3	2,083	2,281	3	3	3	138,000	
Salvation Army.....	1	1	93	1	51	42					
Unitarians.....	1	1	125	1	38	87	1	1	1	20,000	
United Brethren bodies:											
Church of the United Brethren in Christ.....	2	2	465	2	196	269	2	2	2	58,000	
All other denominations.....	3	3	73	3	27	46	2	2	2	4,500	
BOSTON, MASS.....	371	342	401,498	265	138,584	175,003	265	62	276	22,172,120	
Adventist bodies:											
Advent Christian Church.....	1	1	188	1	73	115	1	1	1	10,000	
Seventh-day Adventist Denomination.....	3	3	229	3	46	183	1	1	1	1,900	
Armenian Church.....	1	1	1,600	1	1,164	436		1			
Baptist bodies:											
Baptists—											
Northern Baptist Convention.....	28	28	15,959	27	5,923	9,589	27	1	27	2,503,500	
National Baptist Convention.....	2	2	1,306	2	538	768	1	1	1	40,000	
Brethren, Plymouth:											
Brethren, Plymouth, II.....	1	1	159	1	55	104		1			
Catholic Apostolic Church.....	1	1	205	1	85	120		1			
Christadelphians.....	2	2	157	2	64	93		2		300	
Churches of the New Jerusalem:											
General Convention of the New Jerusalem in the United States of America.....	2	2	616	2	187	429	2	2	2	124,360	
Congregational Churches.....											
Disciples of Christ.....	36	36	15,458	36	5,088	10,370	31	2	35	4,124,227	
Disciples of Christ.....	1	1	181	1	65	116	1	1	1	14,000	
Eastern Orthodox Churches:											
Albanian Orthodox Church.....	1	1	250	1	190	60		1			
Russian Orthodox Church.....	1	1	1,439	1	939	500	1	1	1	15,000	
Syrian Orthodox Church.....	2	2	1,850	1	450	350	2	2	2	21,000	
Friends:											
Society of Friends (Orthodox).....	1	1	185	1	75	110	1	1	1	30,917	
Independent churches.....											
Jewish congregations.....	3	3	188	3	68	120	1	1	1	4,912	
Jewish congregations.....	70	41	17,975	7	2,890	2,815	8	32	8	421,500	
Latter Day Saints:											
Church of Jesus Christ of Latter Day Saints.....	1	1	227	1	107	120	1	1	1	130	

GENERAL TABLES.

IN 1910, 25,000 INHABITANTS OR MORE, BY DENOMINATIONS: 1916—Continued.

DENOMINATION.	Total number of organizations.	DEBT ON CHURCH PROPERTY.		PARSONAGES.		EXPENDITURES FOR YEAR.		SUNDAY SCHOOLS CONDUCTED BY CHURCH ORGANIZATIONS.			
		Number of organizations reporting.	Amount of debt reported.	Number of organizations reporting.	Value of parsonages reported.	Number of organizations reporting.	Amount reported.	Number of organizations reporting.	Number of Sunday schools reported.	Number of officers and teachers.	Number of scholars.
BIRMINGHAM, ALA.—Continued.											
Congregational Churches.....	3	2	\$6,475	1	\$10,000	3	\$2,964	3	4	24	219
Disciples of Christ.....	3	1	800			3	5,010	3	3	36	352
Eastern Orthodox Churches:											
Greek Orthodox Church (Hellenic).....	1					1	3,160	1	1	1	42
German Evangelical Synod of North America.....	1	1	1,300			1	1,500	1	1	7	94
Independent churches.....	1					1	22,000	1	1	25	300
Jewish congregations.....	2	2	37,500			2	16,000	2	3	28	478
Lutheran bodies:											
Evangelical Lutheran Synodical Conference of America.....	1	1	450			1	2,769	1	1	8	78
Methodist bodies:											
Methodist Episcopal Church.....	9	6	3,490	4	12,800	9	13,340	9	9	103	983
Methodist Protestant Church.....	1	1	2,700	1	3,000	1	1,439	1	1	15	176
Methodist Episcopal Church, South.....	39	13	44,165	20	90,650	39	156,819	34	34	840	11,328
African Methodist Episcopal Church.....	8	4	9,300	5	17,500	8	15,000	8	8	73	902
African Methodist Episcopal Zion Church.....	13	6	7,942	6	8,500	13	13,020	12	12	77	791
Colored Methodist Episcopal Church.....	9	6	12,550	1	5,000	9	10,837	9	9	84	830
Pentecostal Holiness Church.....	1					1	4,000	1	1	11	120
Presbyterian bodies:											
Presbyterian Church in the United States of America.....	2	1	5,000	2	7,000	2	12,773	2	2	52	467
Cumberland Presbyterian Church.....	4	3	1,875			4	3,251	4	4	42	402
Presbyterian Church in the United States.....	17	6	44,900	6	27,500	17	55,922	17	22	293	3,261
Protestant Episcopal Church.....	6	2	15,000	4	197,500	6	39,937	6	7	84	894
Roman Catholic Church.....	15	4	19,040	9	27,154	14	29,259	13	17	108	3,043
Salvation Army.....	1					1	1,428	1	1	5	60
All other denominations.....	6	1	370	1	200	4	2,612	4	4	24	168
BLOOMINGTON, ILL.....	36	12	40,770	13	74,300	34	145,595	30	32	617	6,647
Baptist bodies:											
Baptists—											
Northern Baptist Convention.....	1	1	700			1	7,786	1	1	47	365
National Baptist Convention.....	3	1	6,500			2	3,659	1	1	8	74
Brethren, Plymouth:											
Brethren, Plymouth, V.....	2					2	396				
Congregational Churches.....	1	1	1,400	1	2,500	1	1,433	1	1	6	45
Disciples of Christ.....	4	1	700	1	300	3	16,146	4	4	138	1,526
German Evangelical Synod of North America.....	1			1	5,000	1	1,490	1	1	10	80
Jewish congregations.....	1					1	3,000	1	1	4	40
Latter Day Saints:											
Church of Jesus Christ of Latter Day Saints.....	1					1	104	1	1	7	58
Lutheran bodies:											
General Council of the Evangelical Lutheran Church in North America.....	1			1	3,000	1	2,450	1	1	8	50
Evangelical Lutheran Synodical Conference of America.....	1			1	10,000	1	8,019	1	2	25	222
Methodist bodies:											
Methodist Episcopal Church.....	5	2	4,545	4	16,500	5	30,193	5	5	146	1,883
African Methodist Episcopal Church.....	1	1	1,750			1	356	1	1	8	30
Pentecostal Church of the Nazarene.....	1	1	600			1	800	1	1	12	40
Presbyterian bodies:											
Presbyterian Church in the United States of America.....	2			1	3,000	2	21,571	2	3	90	807
Protestant Episcopal Church.....	1	1	3,300	3	34,000	1	3,248	1	1	8	80
Roman Catholic Church.....	3					3	25,604	2	2	14	473
Salvation Army.....	1					1	2,553	1	1	5	50
Unitarians.....	1					1	3,237	1	1	7	45
United Brethren bodies:											
Church of the United Brethren in Christ.....	2	2	21,000			2	11,837	2	2	60	736
All other denominations.....	3	1	275			3	1,713	2	2	11	43
BOSTON, MASS.....	371	105	1,441,842	114	1,590,900	323	3,171,323	275	319	7,344	91,715
Adventist bodies:											
Advent Christian Church.....	1					1	3,225	1	1	16	132
Seventh-day Adventist Denomination.....	3	1	700			3	6,771	3	4	28	166
Armenian Church.....	1					1	2,137				
Baptist bodies:											
Baptists—											
Northern Baptist Convention.....	28	10	326,700	1	8,000	28	291,899	28	29	861	13,211
National Baptist Convention.....	2	1	4,300			1	6,125				
Brethren, Plymouth:											
Brethren, Plymouth, II.....	1					1	2,241	1	4	18	135
Catholic Apostolic Church.....	1										
Christadelphians.....	2					2	1,579	2	2	15	143
Churches of the New Jerusalem:											
General Convention of the New Jerusalem in the United States of America.....	2	1	3,800			2	16,127	2	2	29	180
Congregational Churches.....	36	11	131,000	7	163,000	36	394,434	34	44	1,177	12,301
Disciples of Christ.....	1	1	1,200			1	2,250	1	1	10	65
Eastern Orthodox Churches:											
Albanian Orthodox Church.....	1					1	1,480				
Russian Orthodox Church.....	1					1	3,682	1	1	1	11
Syrian Orthodox Church.....	2	2	7,500			2	2,600	1	1	4	100
Friends:											
Society of Friends (Orthodox).....	1					1	2,928	1	1	10	87
Independent churches.....	3					3	2,865	2	3	42	172
Jewish congregations.....	70	5	96,500			41	82,116	7	8	47	889
Latter Day Saints:											
Church of Jesus Christ of Latter Day Saints.....	1					1	235	1	1	10	155

RELIGIOUS BODIES.

TABLE 66.—STATISTICS OF RELIGIOUS BODIES IN EACH CITY HAVING,

DENOMINATION.	Total number of organizations.	MEMBERS.					PLACES OF WORSHIP.			VALUE OF CHURCH PROPERTY.	
		Number of organizations reporting.	Total number reported.	Sex.		Number of organizations reporting—		Number of church edifices reported.	Number of organizations reporting.	Value reported.	
				Number of organizations reporting.	Male.	Female.	Church edifices.				Halls, etc.
BOSTON, MASS.—Continued.											
Lutheran bodies:											
General Council of the Evangelical Lutheran Church in North America.....	4	4	1,192	4	539	653	4		4	\$87,739	
Evangelical Lutheran Synodical Conference of America.....	8	8	2,736	7	1,041	1,495	5	1	6	133,100	
Norwegian Lutheran Church of America—Synod for the Norwegian Evangelical Lutheran Church of America.....	2	2	266	2	102	164	1	1	1	15,000	
Methodist bodies:											
Methodist Episcopal Church.....	32	32	9,053	28	2,833	4,816	32		32	1,370,859	
African Methodist Episcopal Church.....	2	2	707	2	242	465	1	1	1	75,000	
African Methodist Episcopal Zion Church.....	1	1	930	1	316	614	1		1	80,000	
Presbyterian bodies:											
Presbyterian Church in the United States of America.....	7	7	2,733	7	1,098	1,635	7		7	403,500	
United Presbyterian Church of North America.....	1	1	586	1	200	386	1		1	60,000	
Synod of the Reformed Presbyterian Church of North America.....	2	2	172	2	62	110	1	1	1	40,000	
Protestant Episcopal Church.....	37	37	17,790	26	4,295	6,236	36		38	4,282,170	
Roman Catholic Church.....	65	65	294,914	53	107,720	128,471	64	1	68	5,122,196	
Salvation Army.....	7	7	609	7	283	326	2	5	2	60,000	
Spiritualists:											
Spiritualists (National Spiritualists' Association).....	2	2	202	2	61	141		1			
Unitarians.....	23	23	9,327	15	991	1,948	22	1	22	2,814,510	
Universalists.....	6	6	1,238	6	449	789	6		6	243,300	
All other denominations.....	15	15	871	10	345	356	4	9	4	73,000	
BRIDGEPORT, CONN.	82	82	82,170	71	39,689	37,040	74	6	80	2,703,690	
Adventist bodies:											
Advent Christian Church.....	1	1	190	1	87	103	1		1	7,000	
Baptist bodies:											
Baptists—Northern Baptist Convention.....	10	10	1,915	10	667	1,248	10		12	216,090	
Congregational Churches.....	8	8	3,172	8	1,265	1,907	8		8	273,000	
Eastern Orthodox Churches:											
Russian Orthodox Church.....	1	1	2,563	1	1,690	973	1		1	29,000	
Jewish congregations.....	4	4	850	1	60	40	1	3	1		
Lutheran bodies:											
General Synod of the Evangelical Lutheran Church in the United States of America.....	1	1	239	1	107	132	1		1	7,000	
General Council of the Evangelical Lutheran Church in North America.....	2	2	604	2	327	277	2		2	30,500	
Evangelical Lutheran Synodical Conference of America.....	3	3	790	3	404	386	2	1	5	27,000	
Danish Evangelical Lutheran Church in America.....	1	1	123	1	63	60	1		1	5,000	
Methodist bodies:											
Methodist Episcopal Church.....	7	7	2,530	4	246	511	7		7	292,000	
African Methodist Episcopal Zion Church.....	1	1	500	1	175	325	1		1	20,000	
Polish National Catholic Church of America.....	1	1	520	1	285	235	1		1	10,000	
Presbyterian bodies:											
Presbyterian Church in the United States of America.....	1	1	803				1		1		
Protestant Episcopal Church.....	8	8	3,603	6	938	1,350	8		8	467,500	
Reformed bodies:											
Reformed Church in the United States.....	3	3	1,260	3	640	620	3		4	68,000	
Hungarian Reformed Church in America.....	1	1	500	1	300	200	1		1	20,000	
Roman Catholic Church.....	18	18	61,369	16	32,257	28,312	17		17	1,145,000	
Universalists.....	1	1	144	1	48	96	1		1	35,000	
All other denominations.....	10	10	495	10	230	265	7	2	7	51,600	
BROCKTON, MASS.	37	37	39,904	36	13,460	16,714	31	5	31	1,062,900	
Adventist bodies:											
Advent Christian Church.....	1	1	93	1	43	50	1		1	7,000	
Baptist bodies:											
Baptists—Northern Baptist Convention.....	2	2	1,028	2	373	655	2		2	141,000	
Christian and Missionary Alliance.....	1	1	99	1	32	67	1		1	8,000	
Churches of the New Jerusalem:											
General Convention of the New Jerusalem in the United States of America.....	1	1	165	1	44	121	1		1	20,000	
Congregational Churches.....	6	6	2,710	6	876	1,835	6		6	236,000	
Eastern Orthodox Churches:											
Greek Orthodox Church (Hellenic).....	1	1	600	1	500	100	1		1	5,500	
Lutheran bodies:											
General Council of the Evangelical Lutheran Church in North America.....	2	2	853	2	358	495	2		2	20,000	
Methodist bodies:											
Methodist Episcopal Church.....	5	5	1,669	5	620	1,049	5		5	155,500	
Presbyterian bodies:											
United Presbyterian Church of North America.....	1	1	150	1	65	85	1		1	30,000	
Protestant Episcopal Church.....	1	1	730				1		1	68,000	
Roman Catholic Church.....	7	7	21,813	7	10,164	11,649	6	1	6	319,000	
Salvation Army.....	2	2	96	2	32	64	2		2	16,900	
Spiritualists:											
Spiritualists (National Spiritualists' Association).....	1	1	108	1	33	75		1		12,000	
Unitarians.....	1	1	423	1	165	258	1		1	12,000	
Universalists.....	1	1	185	1	50	135	1		1	12,000	
All other denominations.....	4	4	182	4	106	76		3			

GENERAL TABLES.

IN 1910, 25,000 INHABITANTS OR MORE, BY DENOMINATIONS: 1916—Continued.

DENOMINATION.	Total number of organizations.	DEBT ON CHURCH PROPERTY.		PARSONAGES.		EXPENDITURES FOR YEAR.		SUNDAY SCHOOLS CONDUCTED BY CHURCH ORGANIZATIONS.			
		Number of organizations reporting.	Amount of debt reported.	Number of organizations reporting.	Value of parsonages reported.	Number of organizations reporting.	Amount reported.	Number of organizations reporting.	Number of Sunday schools reported.	Number of officers and teachers.	Number of scholars.
BOSTON, MASS.—Continued.											
Lutheran bodies:											
General Council of the Evangelical Lutheran Church in North America.....	4	4	\$21,304			4	\$20,606	4	5	48	380
Evangelical Lutheran Synodical Conference of America.....	8	4	27,910	3	\$15,000	7	21,046	7	8	106	796
Norwegian Lutheran Church of America—Synod for the Norwegian Evangelical Lutheran Church of America.....	2					2	3,194	2	2	21	122
Methodist bodies:											
Methodist Episcopal Church.....	32	14	101,785	19	149,600	32	187,040	32	35	858	8,796
African Methodist Episcopal Church.....	2	1	7,300	1	10,000	2	6,754	2	2	30	439
African Methodist Episcopal Zion Church.....	1	1	23,000			1	12,274	1	1	19	528
Presbyterian bodies:											
Presbyterian Church in the United States of America.....	7	2	21,500	2	12,500	7	49,542	7	7	145	1,766
United Presbyterian Church of North America.....	1	1	15,000			1	9,425	1	1	16	158
Synod of the Reformed Presbyterian Church of North America.....	2	1	15,000			2	4,603	2	2	15	105
Protestant Episcopal Church.....	37	7	33,400	24	248,100	36	599,457	36	37	724	6,634
Roman Catholic Church.....	65	27	483,259	55	950,700	60	1,169,354	64	83	2,761	41,905
Salvation Army.....	7	2	37,300			7	20,448	4	4	35	267
Spiritualists:											
Spiritualists (National Spiritualists' Association).....	2					2	5,170	1	1	8	50
Unitarians.....	23	5	48,390	2	34,000	20	194,632	18	19	211	1,598
Universalists.....	6					6	31,030	5	5	55	240
All other denominations.....	15	4	29,994			8	14,054	4	5	24	184
BRIDGEPORT, CONN.	82	45	363,388	45	395,000	75	668,399	71	85	1,293	16,210
Adventist bodies:											
Advent Christian Church.....	1	1	3,500	1	5,000	1	2,200	1	1	19	108
Baptist bodies:											
Baptists—Northern Baptist Convention.....	10	2	1,600	2	6,000	10	34,308	10	12	188	1,517
Congregational Churches.....	8	3	14,300	5	31,000	8	48,660	8	9	239	1,851
Eastern Orthodox Churches:											
Russian Orthodox Church.....	1			1	6,000	1	7,037	1	1	2	143
Jewish congregations.....	4							1	1	6	300
Lutheran bodies:											
General Synod of the Evangelical Lutheran Church in the United States of America.....	1	1	2,000	1	5,500	1	2,324	1	1	15	126
General Council of the Evangelical Lutheran Church in North America.....	2	2	8,800	2	9,000	2	10,230	2	5	33	393
Evangelical Lutheran Synodical Conference of America.....	3	2	5,000	1	6,000	3	7,296	1	1	15	145
Danish Evangelical Lutheran Church in America.....	1	1	250			1	693				
Methodist bodies:											
Methodist Episcopal Church.....	7	4	14,200	5	45,000	7	47,166	7	7	224	2,683
African Methodist Episcopal Zion Church.....	1	1	800	1	1,000	1	1,500	1	1	4	48
Polish National Catholic Church of America.....	1	1	4,000	1	3,500	1	2,153	1	1	1	60
Presbyterian bodies:											
Presbyterian Church in the United States of America.....	1					1	17,719	1	1	75	790
Protestant Episcopal Church.....	8	3	16,950	3	57,000	8	60,635	8	8	157	1,250
Reformed bodies:											
Reformed Church in the United States.....	3	3	22,300	3	14,000	3	12,664	3	8	49	507
Hungarian Reformed Church in America.....	1	1	12,000	1	10,000	1	4,327	1	1	5	120
Roman Catholic Church.....	18	12	234,700	16	181,000	16	383,043	15	18	192	5,701
Universalists.....	1	1	5,200	1	5,000	1	6,400	1	1	10	65
All other denominations.....	10	7	17,788	1	10,000	9	18,044	8	8	59	403
BROCKTON, MASS.	37	18	122,471	16	146,600	35	260,465	34	36	1,036	11,319
Adventist bodies:											
Advent Christian Church.....	1					1	1,048	1	1	12	50
Baptist bodies:											
Baptists—Northern Baptist Convention.....	2	2	32,450			2	16,184	2	2	95	997
Christian and Missionary Alliance.....	1			1	2,000	1	4,825	1	1	7	75
Churches of the New Jerusalem:											
General Convention of the New Jerusalem in the United States of America.....	1					1	14,791	1	1	9	124
Congregational Churches.....	6	3	13,450	1	8,000	6	46,325	6	6	286	3,118
Eastern Orthodox Churches:											
Greek Orthodox Church (Hellenic).....	1	1	4,500								
Lutheran bodies:											
General Council of the Evangelical Lutheran Church in North America.....	2			1	5,000	2	6,415	2	2	69	522
Methodist bodies:											
Methodist Episcopal Church.....	5	3	8,575	5	26,600	5	35,767	5	5	185	2,039
Presbyterian bodies:											
United Presbyterian Church of North America.....	1	1	1,400			1	2,500	1	1	10	75
Protestant Episcopal Church.....	1	1	6,346	1	7,000	1	7,207	1	1	38	272
Roman Catholic Church.....	7	4	43,250	7	98,000	7	111,245	7	9	243	3,494
Salvation Army.....	2	2	8,000			2	3,145	2	2	7	42
Spiritualists:											
Spiritualists (National Spiritualists' Association).....	1	1	4,500			1	812	1	1	15	40
Unitarians.....	1					1	5,856	1	1	19	160
Universalists.....	1					1	3,650	1	1	23	230
All other denominations.....	4					3	695	2	2	18	81

RELIGIOUS BODIES.

TABLE 66.—STATISTICS OF RELIGIOUS BODIES IN EACH CITY HAVING,

DENOMINATION.	MEMBERS.						PLACES OF WORSHIP.			VALUE OF CHURCH PROPERTY.	
	Total number of organizations.	Number of organizations reporting.	Total number reported.	Sex.		Number of organizations reporting—		Number of church edifices reported.	Number of organizations reporting.	Value reported.	
				Male.	Female.	Church edifices.	Halls, etc.				
BROOKLINE TOWN, MASS.	17	16	15,957	13	5,367	8,550	15	1	16	15	\$1,494,750
Baptist bodies:											
Baptists—Northern Baptist Convention.....	1	1	556	1	174	382	1		1	1	160,000
Churches of the New Jerusalem:											
General Convention of the New Jerusalem.....	1	1	45	1	14	31	1		1	1	40,000
Congregational Churches	2	2	1,261	2	435	826	2		3	2	300,000
Jewish congregations	2	1	120	1	80	40		1			
Methodist bodies:											
Methodist Episcopal Church.....	1	1	586	1	195	391	1		1	1	140,000
Presbyterian bodies:											
Presbyterian Church in the United States of America.....	1	1	800	1	300	500	1		1	1	50,000
Protestant Episcopal Church.....	3	3	1,235	1	145	250	3		3	3	292,500
Roman Catholic Church.....	3	3	9,915	3	3,943	5,972	3		3	3	292,000
Unitarians.....	2	2	1,350	1	50	100	2		2	2	113,250
Universalists.....	1	1	89	1	31	58	1		1	1	107,000
BUFFALO, N. Y.	270	260	277,045	234	106,377	125,332	255	9	266	252	12,296,230
Adventist bodies:											
Seventh-day Adventist Denomination.....	2	2	227	2	42	185	2		2	2	20,000
Baptist bodies:											
Baptists—											
Northern Baptist Convention.....	25	25	6,023	25	2,372	3,657	25		26	25	792,900
National Baptist Convention.....	1	1	101	1	41	60		1			
Free Baptists.....	1	1	270	1	93	177	1		1	1	25,000
Catholic Apostolic Church.....	1	1	131	1	45	85	1		1	1	5,000
Congregational Churches.....	4	4	1,002	4	331	611	4		4	4	110,400
Disciples of Christ.....	6	6	2,282	6	927	1,355	6		6	6	128,800
Eastern Orthodox Churches:											
Russian Orthodox Church.....	1	1	560	1	405	155	1		1	1	7,000
Evangelical Association	5	5	1,026	5	409	617	5		5	5	139,951
German Evangelical Synod of North America	13	17	11,902	10	2,425	3,433	18		19	18	677,100
Jewish congregations	2	2	1,500	2	775	725	2		2	2	185,000
Lutheran bodies:											
General Synod of the Evangelical Lutheran Church in the United States of America.....	1	1	136	1	60	76	1		1	1	7,000
General Council of the Evangelical Lutheran Church in North America.....	14	14	8,140	12	2,639	3,776	13		13	13	601,075
Evangelical Lutheran Synodical Conference of America.....	9	9	4,374	9	1,840	2,534	9		10	9	152,000
Lutheran Synod of Buffalo.....	2	2	865	2	341	524	2		2	2	28,243
Methodist bodies:											
Methodist Episcopal Church.....	26	26	10,333	25	4,234	5,899	26		26	26	1,068,500
Free Methodist Church of North America.....	2	2	147	2	48	99	2		2	2	24,500
African Methodist Episcopal Church.....	1	1	165	1	65	100	1		1	1	8,000
African Methodist Episcopal Zion Church.....	1	1	250	1	100	150	1		1	1	10,000
New Apostolic Church.....	1	1	675	1	340	335	1		1	1	6,050
Polish National Catholic Church of America.....	1	1	7,000	1	3,300	3,700	1		2	1	280,000
Presbyterian bodies:											
Presbyterian Church in the United States of America.....	16	16	8,441	14	2,866	4,528	16		16	16	1,242,445
United Presbyterian Church of North America.....	5	5	1,306	4	383	578	5		5	5	132,500
Protestant Episcopal Church.....	22	22	10,004	18	3,330	4,991	22		24	22	1,009,625
Reformed bodies:											
Reformed Church in America.....	1	1	175	1	60	115	1		1	1	10,000
Reformed Church in the United States.....	9	9	4,342	4	1,248	1,345	9		9	9	217,000
Hungarian Reformed Church in America.....	1	1	150	1	110	40	1		1	1	8,000
Roman Catholic Church	64	64	193,220	55	76,425	84,218	61	1	65	58	4,967,740
Salvation Army	2	2	155	2	81	74	1	1	1	1	55,051
Unitarians	2	2	539	2	225	314	2		2	2	140,000
United Brethren bodies:											
Church of the United Brethren in Christ.....	4	4	568	4	223	345	4		4	4	39,800
Universalists	2	2	315	2	116	199	2		2	2	120,000
All other denominations	13	18	715	14	216	282	9	6	10	9	86,600
BUTTE, MONT.	42	42	21,176	35	8,286	6,751	33	5	35	34	492,600
Baptist bodies:											
Baptists—Northern Baptist Convention.....	4	4	451	4	147	304	4		4	4	74,000
Disciples of Christ.....	1	1	318	1	115	203	1		1	1	30,000
Eastern Orthodox Churches:											
Serbian Orthodox Church.....	1	1	2,700	1	2,300	400	1		1	1	25,000
Jewish congregations	2	2	600	2	325	275	2		2	2	27,000
Latter Day Saints:											
Church of Jesus Christ of Latter Day Saints.....	1	1	309	1	147	162					
Lutheran bodies:											
General Council of the Evangelical Lutheran Church in North America.....	1	1	96	1	45	51	1		2	1	18,000
Evangelical Lutheran Synodical Conference of America.....	1	1	150	1	50	100	1		1	1	20,000
Norwegian Lutheran Church of America—											
United Norwegian Lutheran Church in America.....	1	1	100	1	50	50	1		1	1	10,000
Finnish Evangelical Lutheran Church of America, or Suomi Synod.....	1	1	600	1	280	320	1		2	1	5,000
Methodist bodies:											
Methodist Episcopal Church.....	8	8	1,129	7	241	318	7	1	7	7	69,500
Methodist Episcopal Church, South.....	2	2	331	2	131	200	2		2	2	30,000
Presbyterian bodies:											
Presbyterian Church in the United States of America.....	3	3	687	1	25	50	1		1	1	8,000
Welsh Calvinistic Methodist Church.....	1	1	96	1	47	49	1		1	1	4,000
Protestant Episcopal Church.....	3	3	503	1	117	277	3		3	3	24,000
Roman Catholic Church	5	5	12,750	4	4,115	3,835	4	1	4	4	120,000
Salvation Army	1	1	120	1	66	54					
Scandinavian Evangelical bodies:											
Swedish Evangelical Mission Covenant of America.....	1	1	67	1	29	38	1		1	1	13,000
Spiritualists:											
Spiritualists (National Spiritualists' Association).....	1	1	59	1	32	27		1		1	100
All other denominations	4	4	110	3	24	33	2	2	2	2	15,000

GENERAL TABLES.

371

IN 1910, 25,000 INHABITANTS OR MORE, BY DENOMINATIONS: 1916—Continued.

DENOMINATION.	Total number of organizations.	DEBT ON CHURCH PROPERTY.		PARSONAGES.		EXPENDITURES FOR YEAR.		SUNDAY SCHOOLS CONDUCTED BY CHURCH ORGANIZATIONS.			
		Number of organizations reporting.	Amount of debt reported.	Number of organizations reporting.	Value of parsonages reported.	Number of organizations reporting.	Amount reported.	Number of organizations reporting.	Number of Sunday schools reported.	Number of officers and teachers.	Number of scholars.
BROOKLINE TOWN, MASS.	17	7	\$90,000	9	\$156,800	16	\$201,330	14	15	416	3,840
Baptist bodies:											
Baptists—Northern Baptist Convention.....	1					1	12,638	1	1	46	384
Churches of the New Jerusalem:											
General Convention of the New Jerusalem.....	1	1	6,000	1	8,000	1	2,163				
Congregational Churches	2	1	17,700	1	15,000	2	50,890	2	3	89	725
Jewish congregations	2					1	200				
Methodist bodies:											
Methodist Episcopal Church.....	1					1	15,646	1	1	34	353
Presbyterian bodies:											
Presbyterian Church in the United States of America.....	1	1	8,000			1	9,500	1	1	35	500
Protestant Episcopal Church	3			3	71,300	3	37,401	3	3	59	404
Roman Catholic Church	3	2	14,300	3	49,500	3	49,057	3	3	121	1,273
Unitarians	2	1	4,000	1	13,000	2	15,300	2	2	20	144
Universalists	1	1	40,000			1	8,535	1	1	12	57
BUFFALO, N. Y.	270	179	3,208,041	139	1,062,275	257	2,285,202	246	269	5,008	71,104
Adventist bodies:											
Seventh-day Adventist Denomination.....	2					2	1,573	2	2	45	225
Baptist bodies:											
Baptists—											
Northern Baptist Convention.....	25	14	94,800	4	24,500	25	96,528	25	26	544	5,244
National Baptist Convention.....	1					1	800	1	1	7	30
Free Baptists.....	1					1	3,211	1	1	20	172
Catholic Apostolic Church	1										
Congregational Churches	4	1	6,500			4	28,435	4	4	94	738
Disciples of Christ	6	5	17,550			6	34,390	6	6	168	1,755
Eastern Orthodox Churches:											
Russian Orthodox Church.....	1	1	2,000	1	4,000	1	3,977	1	1	1	36
Evangelical Association	5	3	36,900	4	17,100	5	18,737	5	5	122	1,364
German Evangelical Synod of North America	18	13	128,000	7	67,000	18	93,958	18	22	512	5,881
Jewish congregations	2	2	68,500			2	20,220	2	2	9	229
Lutheran bodies:											
General Synod of the Evangelical Lutheran Church in the United States of America.....	1	1	6,100	1	4,000	1	1,466	1	1	18	114
General Council of the Evangelical Lutheran Church in North America.....	14	12	144,100	7	36,700	14	90,704	13	17	412	4,916
Evangelical Lutheran Synodical Conference of America.....	9	8	34,979	6	25,000	9	51,803	9	9	104	1,511
Lutheran Synod of Buffalo.....	2	1	2,500	1	5,000	2	5,719	2	2	29	290
Methodist bodies:											
Methodist Episcopal Church.....	26	15	194,725	21	108,300	26	175,104	25	26	744	9,283
Free Methodist Church of North America.....	2	2	7,500	2	5,500	2	12,537	2	2	25	217
African Methodist Episcopal Church.....	1	1	5,000			1	1,850	1	1	8	40
African Methodist Episcopal Zion Church.....	1	1	1,990			1	2,700	1	1	9	77
New Apostolic Church	1	1	5,000			1	2,500	1	1	4	90
Polish National Catholic Church of America	1	1	80,000	1	30,000	1	39,500	1	1	6	400
Presbyterian bodies:											
Presbyterian Church in the United States of America.....	16	9	81,900	3	52,000	15	263,960	15	18	570	5,768
United Presbyterian Church of North America.....	5	3	17,800			5	41,499	5	5	137	1,677
Protestant Episcopal Church	22	6	24,800	13	90,350	22	205,804	22	24	408	3,726
Reformed bodies:											
Reformed Church in America.....	1			1	1,200	1	2,790	1	1	13	165
Reformed Church in the United States.....	9	7	61,750	7	29,500	9	35,054	9	9	186	2,146
Hungarian Reformed Church in America.....	1	1	5,200	1	4,000	1	2,173	1	1	1	40
Roman Catholic Church	64	59	2,092,647	57	549,725	59	988,603	52	60	582	23,094
Salvation Army	2	1	25,000			2	4,303	2	2	30	192
Unitarians	2	1	5,000	1	5,000	1	15,571	1	1	30	175
United Brethren bodies:											
Church of the United Brethren in Christ.....	4	3	17,200	1	3,400	4	9,313	4	4	72	730
Universalists	2	1	17,000			2	12,237	2	2	26	223
All other denominations	18	6	25,600			13	18,183	11	11	74	556
BUTTE, MONT.	42	12	85,621	19	97,400	39	181,815	36	38	404	5,989
Baptist bodies:											
Baptists—Northern Baptist Convention.....	4	2	15,921	1	3,000	4	19,362	4	4	37	336
Disciples of Christ	1	1	700	1	6,000	1	7,087	1	1	28	180
Eastern Orthodox Churches:											
Serbian Orthodox Church.....	1					1	2,050				
Jewish congregations	2	1	4,000			1	5,000	2	2	7	94
Latter Day Saints:											
Church of Jesus Christ of Latter Day Saints.....	1					1	390	1	1	17	106
Lutheran bodies:											
General Council of the Evangelical Lutheran Church in North America.....	1	1	9,000			1	4,549	1	1	10	91
Evangelical Lutheran Synodical Conference of America.....	1	1	6,000	1	1,500	1	1,983	1	1	5	88
Norwegian Lutheran Church in America—											
United Norwegian Lutheran Church in America.....	1			1	4,000	1	1,874	1	1	10	30
Finnish Evangelical Lutheran Church of America, or Suomi Synod.....	1	1	3,300	1	5,000	1	1,000	1	1	4	30
Methodist bodies:											
Methodist Episcopal Church.....	8	1	200	3	12,000	7	19,355	7	9	98	1,569
Methodist Episcopal Church, South.....	2			2	9,300	2	5,159	2	2	22	258
Presbyterian bodies:											
Presbyterian Church in the United States of America.....	3			1	2,000	3	16,242	3	3	57	740
Welsh Calvinistic Methodist Church.....	1					1	1,066	1	1	12	100
Protestant Episcopal Church	3			2	7,600	3	14,612	3	3	26	275
Roman Catholic Church	5	3	44,000	5	45,000	5	73,833	4	4	39	1,902
Salvation Army	1					1	3,972	1	1	9	75
Scandinavian Evangelical bodies:											
Swedish Evangelical Mission Covenant of America.....	1	1	2,500	1	2,000	1	1,572	1	1	11	67
Spiritualists:											
Spiritualists (National Spiritualists' Association).....	1					1	420				
All other denominations	4					3	2,289	2	2	12	48

RELIGIOUS BODIES.

TABLE 66.—STATISTICS OF RELIGIOUS BODIES IN EACH CITY HAVING,

DENOMINATION.	Total number of organizations.	MEMBERS.					PLACES OF WORSHIP.			VALUE OF CHURCH PROPERTY.	
		Number of organizations reporting.	Total number reported.	Sex.		Number of organizations reporting—		Number of church edifices reported.	Number of organizations reporting.	Value reported.	
				Male.	Female.	Church edifices.	Halls, etc.				
CAMBRIDGE, MASS.	59	56	45,210	47	15,674	20,497	46	11	47	45	\$2,260,469
Armenian Church.	1	1	600	1	450	150		1			
Baptist bodies:											
Baptists—Northern Baptist Convention	7	7	3,422	6	824	1,540	7		7	7	429,000
Congregational Churches.	5	5	2,593	5	783	1,810	5		5	5	315,800
Eastern Orthodox Churches:											
Greek Orthodox Church (Hellenic).	1	1	500	1	290	210		1			
Evangelical Association	1	1	119	1	37	82	1		1	1	12,730
Jewish congregations.	7	4	1,005	3	275	180	1	4	1	1	25,000
Lutheran bodies:											
General Council of the Evangelical Lutheran Church in North America.	1	1	286	1	126	160	1		1	1	20,000
Methodist bodies:											
Methodist Episcopal Church.	5	5	1,815	4	692	1,059	5		5	5	215,000
African Methodist Episcopal Church.	1	1	228	1	126	102	1		1	1	7,500
African Methodist Episcopal Zion Church.	1	1	175	1	50	125	1		1	1	6,000
Old Catholic Churches in America:											
Old Roman Catholic Church.	1	1	200	1	50	150		1			
Presbyterian bodies:											
United Presbyterian Church of North America.	1	1	315	1	150	165	1		1	1	15,000
Protestant Episcopal Church.	7	7	3,239	6	1,038	1,951	7		7	7	243,550
Roman Catholic Church.	8	8	28,206	6	10,173	11,628	8		9	7	621,500
Salvation Army.	2	2	253	2	120	133	1	1	1	1	38,262
Scandinavian Evangelical bodies:											
Swedish Evangelical Mission Covenant of America.	1	1	294	1	104	190	1		1	1	40,000
Unitarians.	2	2	1,218	1	240	553	2		2	2	168,127
Universalists.	2	2	404	1	53	157	2		2	2	80,000
All other denominations.	5	5	338	4	93	152	2	3	2	2	23,000
CAMDEN, N. J.	96	96	38,594	89	15,861	20,152	80	13	86	85	2,144,990
Adventist bodies:											
Seventh-day Adventist Denomination.	1	1	89	1	19	70	1		1	1	6,000
Baptist bodies:											
Baptists—											
Northern Baptist Convention.	10	10	3,261	8	1,105	1,861	9		12	10	465,200
National Baptist Convention.	5	5	885	5	305	580	5		5	5	34,650
Church of God and Saints of Christ.	1	1	100	1	27	73	1		1	1	500
Friends:											
Religious Society of Friends (Hicksite).	1	1	131	1	57	74	1		1	1	30,000
Jewish congregations.	3	3	630	2	95	35	2	1	2	2	6,250
Lutheran bodies:											
General Synod of the Evangelical Lutheran Church in the United States of America.	3	3	815	3	325	490	3		3	3	29,500
General Council of the Evangelical Lutheran Church in North America.	6	6	1,752	5	705	880	5		5	5	61,000
Methodist bodies:											
Methodist Episcopal Church.	19	19	6,963	13	2,209	3,654	17	2	17	17	688,460
African Methodist Episcopal Church.	3	3	464	3	151	313	3		3	3	13,500
African Methodist Episcopal Zion Church.	1	1	312	1	78	234	1		1	1	30,000
Union American Methodist Episcopal Church.	3	3	385	3	170	215	3		3	3	14,005
African Union Methodist Protestant Church.	2	2	90	2	37	53	2		2	2	7,700
African American Methodist Episcopal Church.	3	3	115	3	47	68		3		3	140
Presbyterian bodies:											
Presbyterian Church in the United States of America.	8	8	2,033	8	667	1,366	8		9	8	172,300
Protestant Episcopal Church.	7	7	1,963	5	591	853	7		9	7	191,000
Roman Catholic Church.	8	8	18,164	8	9,094	9,070	8		8	7	370,900
Volunteers of America.	1	1	95	1	46	49		1			
All other denominations.	11	11	347	11	133	214	4	6	4	6	23,885
CANTON, OHIO	50	50	31,847	48	15,995	15,505	40	5	42	42	1,866,895
Baptist bodies:											
Baptists—Northern Baptist Convention.	2	2	897	2	331	566	2		3	2	127,000
Brethren, German Baptist (Dunkers):											
Church of the Brethren (Conservative Dunkers).	1	1	75	1	32	43	1		1	1	8,000
The Brethren Church (Progressive Dunkers).	1	1	136	1	43	93	1		1	1	5,000
Churches of God in North America, General Eldership of the.	1	1	90	1	40	50	1		1	1	19,000
Congregational Churches.	1	1	983	1	470	513	1		1	1	110,000
Disciples of Christ.	1	1	4,225	1	1,800	2,425	1		1	1	100,000
Eastern Orthodox Churches:											
Greek Orthodox Church (Hellenic).	2	2	4,100	2	3,785	315	1		1	2	41,000
Evangelical Association.	1	1	160	1	75	85	1		1	1	24,000
Jewish congregations.	1	1	200	1	80	120	1		1	1	20,000
Lutheran bodies:											
General Synod of the Evangelical Lutheran Church in the United States of America.	1	1	948	1	364	584	1		1	1	100,000
Evangelical Lutheran Joint Synod of Ohio and Other States.	3	3	1,761	3	773	988	3		3	3	56,000
Mennonite bodies:											
Mennonite Church.	1	1	60	1	24	36	1		1	1	7,000
Methodist bodies:											
Methodist Episcopal Church.	4	4	3,466	4	1,465	2,001	4		5	4	348,000
Wesleyan Methodist Connection of America.	1	1	62	1	16	46	1		1	1	4,000
African Methodist Episcopal Church.	1	1	65	1	20	45	1		1	1	10,000
Presbyterian bodies:											
Presbyterian Church in the United States of America.	3	3	1,247	3	579	668	2	1	2	2	275,000
United Presbyterian Church of North America.	1	1	138	1	62	76	1		1	1	19,000
Protestant Episcopal Church.	2	2	393	1	148	223	1		1	1	15,500
Reformed bodies:											
Reformed Church in the United States.	3	3	2,846	3	1,115	1,731	3		3	3	155,000
Roman Catholic Church.	6	6	7,378	5	3,700	3,353	6		6	6	273,000
Spiritualists:											
Spiritualists (National Spiritualists' Association).	2	2	117	2	43	74		1		1	15
United Brethren bodies:											
Church of the United Brethren in Christ.	1	1	1,530	1	675	855	1		1	1	75,000
United Evangelical Church.	3	3	770	3	271	499	3		3	3	57,000
All other denominations.	7	7	200	7	84	116	2	3	2	2	18,380

IN 1910, 25,000 INHABITANTS OR MORE, BY DENOMINATIONS: 1916—Continued.

DENOMINATION.	Total number of organizations.	DEBT ON CHURCH PROPERTY.		PARSONAGES.		EXPENDITURES FOR YEAR.		SUNDAY SCHOOLS CONDUCTED BY CHURCH ORGANIZATIONS.			
		Number of organizations reporting.	Amount of debt reported.	Number of organizations reporting.	Value of parsonages reported.	Number of organizations reporting.	Amount reported.	Number of organizations reporting.	Number of Sunday schools reported.	Number of officers and teachers.	Number of scholars.
CAMBRIDGE, MASS.	59	13	\$121,710	16	\$218,807	48	\$435,481	49	54	1,260	14,157
Armenian Church.....	1					1	480				
Baptist bodies:											
Baptists—Northern Baptist Convention.....	7	3	14,700			7	49,210	7	8	223	2,487
Congregational Churches.....	5					5	48,249	5	5	224	1,597
Eastern Orthodox Churches:											
Greek Orthodox Church (Hellenic).....	1										
Evangelical Association.....	1	1	5,510			1	2,545	1	1	17	113
Jewish congregations.....	7	1	9,000			2	4,500	1	1	8	140
Lutheran bodies:											
General Council of the Evangelical Lutheran Church in North America.....	1	1	10,150	1	6,907	1	3,403	1	3	34	263
Methodist bodies:											
Methodist Episcopal Church.....	5			4	26,000	5	28,970	5	5	153	1,464
African Methodist Episcopal Church.....	1			1	2,500	1	6,600	1	1	28	156
African Methodist Episcopal Zion Church.....	1					1	2,300	1	1	20	175
Old Catholic Churches in America:											
Old Roman Catholic Church.....	1							1	1	3	50
Presbyterian bodies:											
United Presbyterian Church of North America.....	7					1	4,500	1	1	18	212
Protestant Episcopal Church.....	1	1	3,500	3	17,900	7	49,933	7	7	151	1,194
Roman Catholic Church.....	8	3	46,000	7	165,500	7	186,082	8	9	221	5,189
Salvation Army.....	2	1	23,000			2	4,830	2	2	43	261
Scandinavian Evangelical bodies:											
Swedish Evangelical Mission Covenant of America.....	1	1	9,450			1	7,761	1	2	26	261
Unitarians.....	2					1	19,000	1	1	30	186
Universalists.....	2					2	12,600	2	2	25	178
All other denominations.....	5	1	400			3	4,518	4	4	38	231
CAMDEN, N. J.	96	57	233,192	43	240,350	95	344,004	88	94	2,087	25,799
Adventist bodies:											
Seventh-day Adventist Denomination.....	1	1	1,900			1	3,004	1	1	12	82
Baptist bodies:											
Baptists—											
Northern Baptist Convention.....	10	9	62,650	5	19,400	10	45,307	10	12	497	4,907
National Baptist Convention.....	5	5	7,575	1	1,100	5	6,662	5	5	45	440
Church of God and Saints of Christ.....	1	1	52			1	1,575				
Friends:											
Religious Society of Friends (Hicksite).....	1					1	1,500	1	1	6	50
Jewish congregations.....	3	1	500			3	2,400	1	1	1	10
Lutheran bodies:											
General Synod of the Evangelical Lutheran Church in the United States of America.....	3	3	7,600			3	9,915	3	3	70	847
General Council of the Evangelical Lutheran Church in North America.....	6	5	7,700	3	9,100	6	12,186	6	7	102	1,006
Methodist bodies:											
Methodist Episcopal Church.....	19	13	86,050	16	95,300	19	84,446	19	19	764	10,616
African Methodist Episcopal Church.....	3	3	2,030	2	5,000	3	7,029	3	3	37	340
African Methodist Episcopal Zion Church.....	1	1	3,000			1	3,970	1	1	14	280
Union American Methodist Episcopal Church.....	3	2	2,110			3	3,076	3	3	20	125
African Union Methodist Protestant Church.....	2	1	1,100	1	600	2	2,792	2	2	10	57
African American Methodist Episcopal Church.....	3					3	1,365				
Presbyterian bodies:											
Presbyterian Church in the United States of America.....	8	4	10,290	4	11,100	8	31,436	8	9	208	2,152
Protestant Episcopal Church.....	7	2	6,585	4	21,000	7	26,685	7	8	116	1,287
Roman Catholic Church.....	8	4	31,300	7	77,750	7	93,105	7	7	117	3,090
Volunteers of America.....	1					1	713	1	1	9	44
All other denominations.....	11	2	2,750			11	6,838	10	11	59	466
CANTON, OHIO.	50	24	254,400	26	188,000	45	297,501	42	46	1,328	22,644
Baptist bodies:											
Baptists—Northern Baptist Convention.....	2	2	13,500	2	13,500	2	11,525	2	4	67	847
Brethren, German Baptist (Dunkers):											
Church of the Brethren (Conservative Dunkers).....	1	1	600			1	1,000	1	1	20	135
The Brethren Church (Progressive Dunkers).....	1	1	1,500			1	1,742	1	1	15	141
Churches of God in North America, General Eldership of the.....	1	1	2,300	1	3,000	1	3,150	1	1	20	168
Congregational Churches.....	1	1	50,000			1	22,672	1	1	40	1,030
Disciples of Christ.....	1	1	50,000	1	30,000	1	25,907	1	1	224	5,200
Eastern Orthodox Churches:											
Greek Orthodox Church (Hellenic).....	2					1	3,425				
Evangelical Association.....	1	1	3,200	1	3,000	1	3,914	1	1	28	209
Jewish congregations.....	1	1	6,000			1	3,000	1	1	7	60
Lutheran bodies:											
General Synod of the Evangelical Lutheran Church in the United States of America.....	1	1	6,500			1	10,463	1	1	40	600
Evangelical Lutheran Joint Synod of Ohio and Other States.....	3	2	13,900	2	10,000	3	16,395	3	3	77	1,236
Mennonite bodies:											
Mennonite Church.....	1			1	3,500	1	608	1	1	15	156
Methodist bodies:											
Methodist Episcopal Church.....	4	2	28,000	4	43,000	4	47,531	4	4	182	2,740
Wesleyan Methodist Connection of America.....	1			1	2,000	1	1,626	1	1	19	178
African Methodist Episcopal Church.....	1					1	900	1	1	9	75
Presbyterian bodies:											
Presbyterian Church in the United States of America.....	3	1	30,000	1	5,000	3	19,903	3	3	68	930
United Presbyterian Church of North America.....	1			1	5,000	1	2,500	1	2	20	200
Protestant Episcopal Church.....	2					2	5,567	1	2	24	300
Reformed bodies:											
Reformed Church in the United States.....	3	2	10,900	1	3,000	3	31,251	3	3	163	2,960
Roman Catholic Church.....	6	2	9,200	6	52,000	6	53,742	5	6	33	1,455
Spiritualists:											
Spiritualists (National Spiritualists' Association).....	2					2	641				
United Brethren bodies:											
Church of the United Brethren in Christ.....	1	1	8,500	1	6,000	1	13,690	1	1	125	2,600
United Evangelical Church.....	3	3	18,600	3	9,000	3	9,019	3	3	91	1,134
All other denominations.....	7	1	1,700			3	7,340	5	5	41	322

RELIGIOUS BODIES.

TABLE 66.—STATISTICS OF RELIGIOUS BODIES IN EACH CITY HAVING,

DENOMINATION.	Total number of organizations.	MEMBERS.					PLACES OF WORSHIP.			VALUE OF CHURCH PROPERTY.	
		Number of organizations reporting.	Total number reported.	Sex.		Number of organizations reporting—		Number of church edifices reported.	Number of organizations reporting.	Value reported.	
				Number of organizations reporting.	Male.	Female.	Church edifices.				Halls, etc.
CEDAR RAPIDS, IOWA.....	49	49	15,727	44	5,672	7,737	45	2	52	44	\$1,237,400
Adventist bodies:											
Seventh-day Adventist Denomination.....	1	1	81	1	17	64		1			
Baptist bodies:											
Baptists—											
Northern Baptist Convention.....	2	2	489	2	144	345	2		3	2	40,100
National Baptist Convention.....	1	1	68	1	26	42	1	1	1	1	4,000
Brethren, German Baptist (Dunkers):											
Church of the Brethren (Conservative Dunkers).....	1	1	85	1	43	42	1		1	1	3,500
Congregational Churches.....	2	2	489	2	167	322	2		2	2	49,300
Disciples of Christ.....	2	2	864	2	332	532	2		2	2	186,000
Eastern Orthodox Churches:											
Syrian Orthodox Church.....	1	1	155	1	80	75	1		1	1	8,000
Evangelical Association.....	2	2	80	2	51	29	2		2	2	32,000
Jewish congregations.....	1	1	210	1	105	105	1		1	1	5,000
Lutheran bodies:											
General Synod of the Evangelical Lutheran Church in the United States of America.....	1	1	575	1	238	337	1		1	1	50,000
General Council of the Evangelical Lutheran Church in North America.....	1	1	90	1	39	51	1		1	1	8,000
Evangelical Lutheran Synodical Conference of America.....	1	1	350	1	175	175	1		1	1	14,000
Methodist bodies:											
Methodist Episcopal Church.....	4	4	2,219	4	906	1,313	4		4	4	158,000
African Methodist Episcopal Church.....	1	1	115	1	38	77	1		1	1	2,500
Presbyterian bodies:											
Presbyterian Church in the United States of America.....	8	8	2,302	7	858	1,440	8		8	7	287,500
United Presbyterian Church of North America.....	2	2	225	2	97	128	2		2	2	34,000
Protestant Episcopal Church.....	1	1	450	1	200	250	1		1	1	90,000
Reformed bodies:											
Reformed Church in the United States.....	2	2	203	2	79	124	2		2	2	29,100
Roman Catholic Church.....	4	4	5,314	3	1,777	1,837	4		4	4	198,000
United Brethren bodies:											
Church of the United Brethren in Christ.....	2	2	379	2	133	246	2		2	2	42,000
United Evangelical Church.....	4	4	383	3	129	194	4		4	4	26,800
Universalists.....	1	1	515				1		1	1	18,000
All other denominations.....	4	4	86	3	38	39	1		1	1	1,600
CHARLESTON, S. C.....	92	91	31,580	86	11,379	17,646	83	7	84	83	2,089,650
Baptist bodies:											
Baptists—											
Southern Baptist Convention.....	4	4	1,532	1	26	50	4		5	4	134,000
National Baptist Convention.....	12	12	4,267	12	1,611	2,656	12		12	12	108,900
Congregational Churches.....	2	2	277	2	93	184	2		2	2	55,000
Disciples of Christ.....	2	2	256	2	122	134	2		2	2	7,800
Jewish congregations.....	2	2	175	2	95	80	2		2	2	65,000
Lutheran bodies:											
United Synod of the Evangelical Lutheran Church in the South.....	5	5	1,721	5	767	954	5		5	5	156,300
Methodist bodies:											
Methodist Episcopal Church.....	5	5	1,711	5	632	1,079	4	1	4	4	76,500
Methodist Episcopal Church, South.....	5	5	1,905	5	745	1,160	5		5	5	147,000
African Methodist Episcopal Church.....	12	12	6,406	12	2,345	4,061	11	1	11	12	196,050
Reformed Methodist Union Episcopal Church.....	3	3	478	3	197	281	3		3	3	9,100
Presbyterian bodies:											
Presbyterian Church in the United States of America.....	3	3	490	3	180	310	2	1	2	2	42,000
Presbyterian Church in the United States.....	5	5	1,137	4	315	648	5		5	4	132,000
Protestant Episcopal Church.....	12	12	3,574	12	1,395	2,179	12		12	12	433,500
Reformed Episcopal Church.....	5	5	975	5	307	668	5		5	5	15,500
Roman Catholic Church.....	6	6	6,443	5	2,466	3,052	6		6	6	327,000
All other denominations.....	9	8	233	8	83	150	3	4	3	3	84,000
CHARLOTTE, N. C.....	77	77	21,599	70	8,433	11,884	74	2	76	72	1,935,650
Baptist bodies:											
Baptists—											
Southern Baptist Convention.....	5	5	2,848	5	1,170	1,678	5		5	5	164,000
National Baptist Convention.....	5	5	1,717	5	654	1,063	5		5	5	117,200
Church of God and Saints of Christ.....	1	1	85	1	20	65	1		1	1	300
Congregational Churches.....	1	1	125	1	67	58	1		1	1	8,500
Lutheran bodies:											
United Synod of the Evangelical Lutheran Church in the South.....	2	2	536	2	249	287	2		2	2	52,000
Evangelical Lutheran Synodical Conference of America.....	3	3	133	3	33	100	3		3	3	5,000
Methodist bodies:											
Methodist Episcopal Church.....	1	1	215				1		1	1	8,000
Methodist Protestant Church.....	1	1	53	1	23	30	1		1	1	13,000
Methodist Episcopal Church, South.....	8	8	3,491	8	1,412	2,079	8		8	8	287,000
African Methodist Episcopal Church.....	1	1	160	1	58	102	1		1	1	10,000
African Methodist Episcopal Zion Church.....	11	11	3,034	11	1,229	1,805	11		11	11	107,050
Colored Methodist Episcopal Church.....	2	2	109	2	41	68	2		2	2	2,200
Presbyterian bodies:											
Presbyterian Church in the United States of America.....	10	10	1,291	9	473	724	9	1	9	9	53,300
Presbyterian Church in the United States.....	10	10	4,132	7	1,608	2,089	9		9	8	823,800
Associate Reformed Presbyterian Church.....	5	5	1,423	5	628	795	5		5	5	133,800
Protestant Episcopal Church.....	6	6	1,061	5	180	286	6		7	6	98,500
Roman Catholic Church.....	1	1	90	1	400	550	1		1	1	30,000
Salvation Army.....	1	1	126	1	68	58		1			
All other denominations.....	3	3	110	2	80	37	3		4	2	22,000

GENERAL TABLES.

IN 1910, 25,000 INHABITANTS OR MORE, BY DENOMINATIONS: 1916—Continued.

DENOMINATION.	Total number of organizations.	DEBT ON CHURCH PROPERTY.		PARSONAGES.		EXPENDITURES FOR YEAR.		SUNDAY SCHOOLS CONDUCTED BY CHURCH ORGANIZATIONS.			
		Number of organizations reporting.	Amount of debt reported.	Number of organizations reporting.	Value of parsonages reported.	Number of organizations reporting.	Amount reported.	Number of organizations reporting.	Number of Sunday schools reported.	Number of officers and teachers.	Number of scholars.
CEDAR RAPIDS, IOWA.	49	24	\$205,990	23	\$125,500	48	\$203,759	47	48	779	9,400
Adventist bodies:											
Seventh-day Adventist Denomination.....	1					1	135	1	1	11	61
Baptist bodies:											
Baptists—											
Northern Baptist Convention.....	2			2	10,500	2	10,101	2	2	44	436
National Baptist Convention.....	1	1	2,100			1	825	1	1	7	56
Brethren, German Baptist (Dunkers):											
Church of the Brethren (Conservative Dunkers).....	1					1	903	1	1	9	92
Congregational Churches	2			1	3,000	2	6,912	2	2	34	335
Disciples of Christ.....	2	2	41,100			2	22,186	2	2	59	928
Eastern Orthodox Churches:											
Syrian Orthodox Church.....	1	1	4,000	1	1,000	1	1,300	1	1	3	36
Evangelical Association	2	2	19,500	1	5,000	2	2,123	1	1	14	206
Jewish congregations	1	1	1,000			1	750	1	1	4	45
Lutheran bodies:											
General Synod of the Evangelical Lutheran Church in the United States of America.....	1	1	16,000			1	5,021	1	1	35	350
General Council of the Evangelical Lutheran Church in North America.....	1			1	4,000	1	1,100	1	1	10	51
Evangelical Lutheran Synodical Conference of America.....	1	1	2,575	1	3,500	1	2,419	1	1	2	50
Methodist bodies:											
Methodist Episcopal Church.....	4	3	49,100	3	16,500	4	19,331	4	4	125	2,012
African Methodist Episcopal Church.....	1		142	1	2,500	1	842	1	1	8	60
Presbyterian bodies:											
Presbyterian Church in the United States of America.....	8	1	3,000	4	15,000	8	46,262	8	8	165	1,742
United Presbyterian Church of North America.....	2	1	3,500	1	5,000	2	6,102	2	2	29	214
Protestant Episcopal Church.....	1			1	10,000	1	8,700	1	2	23	161
Reformed bodies:											
Reformed Church in the United States.....	2	2	11,948			2	3,017	2	2	34	300
Roman Catholic Church	4	4	38,225	3	40,000	4	45,048	4	4	30	1,019
United Brethren bodies:											
Church of the United Brethren in Christ.....	2	1	11,000	1	4,000	2	6,256	2	2	29	301
United Evangelical Church	4	1	900	1	4,500	4	5,810	4	4	67	716
Universalists	1	1	1,600			1	6,000	1	1	20	125
All other denominations	4			1	1,000	3	2,616	3	3	17	104
CHARLESTON, S. C.	92	28	78,346	41	199,900	88	230,857	88	92	1,195	13,560
Baptist bodies:											
Baptists--											
Southern Baptist Convention.....	4	2	14,100	1	7,000	4	22,750	4	6	102	2,020
National Baptist Convention.....	12	3	15,740	3	6,330	11	9,534	12	12	108	1,211
Congregational Churches	2			1	5,030	2	2,061	2	2	17	185
Disciples of Christ.....	2	2	4,050	1	4,530	2	3,275	2	2	18	178
Jewish congregations	2			1	6,000	2	7,500	2	3	12	130
Lutheran bodies:											
United Synod of the Evangelical Lutheran Church in the South.....	5	2	3,500	4	2,300	5	21,046	5	5	148	1,269
Methodist bodies:											
Methodist Episcopal Church.....	5	2	700	3	13,500	5	7,055	4	4	59	736
Methodist Episcopal Church, South.....	5	3	9,850	4	22,530	5	22,945	5	5	124	1,866
African Methodist Episcopal Church.....	12	8	13,172	5	17,000	12	19,550	12	12	150	1,975
Reformed Methodist Union Episcopal Church.....	3	1	500			3	408	3	3	17	126
Presbyterian bodies:											
Presbyterian Church in the United States of America.....	3			1	2,000	3	2,066	3	3	29	181
Presbyterian Church in the United States.....	5	1	4,600	2	9,800	5	23,546	5	5	87	680
Protestant Episcopal Church.....	12			7	49,030	12	56,935	12	13	176	1,378
Reformed Episcopal Church.....	6	2	1,071	1	1,000	5	3,490	5	5	21	342
Roman Catholic Church	6	1	11,000	6	44,030	5	15,500	5	5	72	865
All other denominations	9	1	63	1	10,000	7	12,593	7	7	55	418
CHARLOTTE, N. C.	77	37	164,914	29	173,500	76	326,185	76	85	1,225	14,772
Baptist bodies:											
Baptists—											
Southern Baptist Convention.....	5	4	19,200	4	24,000	5	38,023	5	6	109	2,579
National Baptist Convention.....	5	1	1,600	2	9,000	5	7,432	5	5	94	838
Church of God and Saints of Christ.....	1					1	300	1	1	8	35
Congregational Churches	1	1	800	1	1,500	1	1,085	1	1	12	100
Lutheran bodies:											
United Synod of the Evangelical Lutheran Church in the South.....	2	1	7,000	1	5,000	2	9,186	2	2	31	350
Evangelical Lutheran Synodical Conference of America.....	3			2	2,000	3	1,075	3	3	10	224
Methodist bodies:											
Methodist Episcopal Church.....	1	1	150	1	2,000	1	1,544	1	1	10	140
Methodist Protestant Church.....	1		3,000			1	9,000	1	1	7	40
Methodist Episcopal Church, South.....	8	6	48,230	6	43,000	8	61,326	8	10	208	2,782
African Methodist Episcopal Church.....	1	1	2,030			1	2,400	1	1	12	100
African Methodist Episcopal Zion Church.....	11	6	3,364	1	5,000	11	18,067	11	11	132	1,397
Colored Methodist Episcopal Church.....	2	1	700	1	1,000	2	1,760	2	2	12	69
Presbyterian bodies:											
Presbyterian Church in the United States of America.....	10	2	2,050			10	4,501	10	10	100	1,012
Presbyterian Church in the United States.....	10	5	23,630	4	38,500	10	117,603	10	12	23	2,996
Associate Reformed Presbyterian Church.....	5	4	17,700	2	22,530	5	22,617	5	7	98	1,127
Protestant Episcopal Church.....	6	2	15,500	3	14,030	6	19,750	6	7	74	683
Roman Catholic Church	1	1	20,000	1	6,000	1	5,000	1	1	7	110
Salvation Army	1					1	3,023	1	1	7	110
All other denominations	3					2	1,553	3	4	20	190

RELIGIOUS BODIES.

TABLE 66.—STATISTICS OF RELIGIOUS BODIES IN EACH CITY HAVING,

DENOMINATION.	Total number of organizations.	MEMBERS.					PLACES OF WORSHIP.			VALUE OF CHURCH PROPERTY.	
		Number of organizations reporting.	Total number reported.	Sex.		Number of organizations reporting—		Number of church edifices reported.	Number of organizations reporting.	Value reported.	
				Number of organizations reporting.	Male.	Female.	Church edifices.				Halls, etc.
CHATTANOOGA, TENN.	107	107	28,870	102	10,047	15,996	97	8	98	97	\$1,816,241
Adventist bodies:											
Seventh-day Adventist Denomination.....	3	3	112	3	30	82	3		3	3	4,400
Baptist bodies:											
Baptists—											
Southern Baptist Convention.....	11	11	4,323	11	1,574	2,749	11		12	11	202,500
National Baptist Convention.....	22	22	6,389	22	2,353	4,036	20		20	20	134,010
Churches of Christ.....	7	7	586	7	258	328	4	3	4	4	11,400
Churches of the Living God:											
Church of the Living God, Christian Workers for Fellowship.....	1	1	72	1	19	53	1		1	1	1,500
Congregational Churches.....	2	2	482	2	189	293	2		2	2	155,000
Disciples of Christ.....	4	4	996	4	432	564	4		4	4	88,500
Jewish congregations.....	1	1	450	1	225	225	1		1	1	10,000
Latter Day Saints:											
Church of Jesus Christ of Latter Day Saints.....	1	1	103	1	47	56	1		1	1	14,031
Lutheran bodies:											
United Synod of the Evangelical Lutheran Church in the South.....	1	1	53	1	17	36		1			
Evangelical Lutheran Synodical Conference of America.....	1	1	112	1	50	62	1		1	1	8,000
Methodist bodies:											
Methodist Episcopal Church.....	16	16	3,313	14	1,165	1,914	16		16	16	297,700
Methodist Episcopal Church, South.....	9	9	3,498	9	1,403	2,095	9		9	9	149,000
African Methodist Episcopal Church.....	5	5	889	5	320	569	5		5	5	69,000
African Methodist Episcopal Zion Church.....	4	4	765	4	275	490	3		3	3	45,000
Colored Methodist Episcopal Church.....	1	1	264	1	98	166	1		1	1	18,000
Presbyterian bodies:											
Presbyterian Church in the United States of America.....	4	4	936	4	352	584	4		4	4	142,500
Cumberland Presbyterian Church.....	1	1	554	1	227	327	1		1	1	20,000
Presbyterian Church in the United States.....	4	4	1,445	3	418	721	4		4	4	168,000
Protestant Episcopal Church.....	3	3	1,247	2	440	520	3		3	3	147,700
Roman Catholic Church.....	1	1	2,000				1		1	1	85,000
Salvation Army.....	1	1	46	1	32	14		1			
Unitarians.....	1	1	68	1	33	35	1		1	1	20,000
Universalists.....	1	1	150	1	85	65	1		1	1	25,000
All other denominations.....	2	2	17	2	5	12		1			
CHELSEA, MASS.	26	26	24,118	22	10,218	11,100	19	7	19	19	707,089
Adventist bodies:											
Advent Christian Church.....	1	1	160	1	60	100	1		1	1	10,000
Armenian Church.....	1	1	400	1	222	178		1			
Baptist bodies:											
Baptists—Northern Baptist Convention.....	1	1	376	1	122	254	1		1	1	93,689
Free Baptists.....	1	1	205	1	78	127	1		1	1	28,000
Congregational Churches.....	2	2	994	2	262	732	2		2	2	119,200
Jewish congregations.....	9	9	7,923	5	2,808	2,315	5	4	5	5	72,700
Methodist bodies:											
Methodist Episcopal Church.....	2	2	751	2	321	430	2		2	2	69,000
Protestant Episcopal Church.....	1	1	212	1	68	144	1		1	1	23,400
Roman Catholic Church.....	4	4	12,610	4	6,124	6,486	4		4	4	239,100
Salvation Army.....	1	1	105	1	50	55		1			
Universalists.....	1	1	337	1	91	246	1		1	1	45,000
All other denominations.....	2	2	45	2	12	33	1	1	1	1	7,000
CHESTER, PA.	40	40	25,018	34	11,812	10,233	38	2	44	39	923,820
Baptist bodies:											
Baptists—											
Northern Baptist Convention.....	4	4	1,307	2	355	643	4		7	4	106,090
National Baptist Convention.....	1	1	512	1	315	197	1		1	1	5,000
Church of God and Saints of Christ.....	1	1	87	1	32	55	1		1	1	830
Friends:											
Religious Society of Friends (Hicksite).....	1	1	67	1	29	38	1		1	1	9,000
Jewish congregations.....	3	3	1,100	3	630	470	3		3	3	24,000
Lutheran bodies:											
General Council of the Evangelical Lutheran Church in North America.....	1	1	399	1	176	223	1		1	1	16,000
Methodist bodies:											
Methodist Episcopal Church.....	6	6	2,954	4	685	994	6		8	6	190,500
African Methodist Episcopal Church.....	2	2	510	2	204	306	2		2	2	27,000
Colored Methodist Protestant Church.....	1	1	40	1	15	25		1		1	300
Union American Methodist Episcopal Church.....	2	2	93	2	35	58	2		2	2	4,800
African Union Methodist Protestant Church.....	1	1	150	1	61	89	1		1	1	30,000
Colored Methodist Episcopal Church.....	2	2	80	2	25	55	2		2	2	3,500
Presbyterian bodies:											
Presbyterian Church in the United States of America.....	5	5	2,081	5	824	1,257	5		5	5	150,200
Protestant Episcopal Church.....	3	3	890	2	389	488	3		4	3	85,600
Roman Catholic Church.....	6	6	14,678	5	8,000	5,300	6		6	6	271,000
Salvation Army.....	1	1	72	1	37	35		1			

GENERAL TABLES.

IN 1910, 25,000 INHABITANTS OR MORE, BY DENOMINATIONS: 1916—Continued.

DENOMINATION.	Total number of organizations.	DEBT ON CHURCH PROPERTY		PARSONAGES.		EXPENDITURES FOR YEAR.		SUNDAY SCHOOLS CONDUCTED BY CHURCH ORGANIZATIONS.			
		Number of organizations reporting.	Amount of debt reported.	Number of organizations reporting.	Value of parsonages reported.	Number of organizations reporting.	Amount reported.	Number of organizations reporting.	Number of Sunday schools reported.	Number of officers and teachers.	Number of scholars.
CHATTANOOGA, TENN.	107	47	\$172,935	24	\$112,750	101	\$356,619	103	108	1,514	18,368
Adventist bodies:											
Seventh-day Adventist Denomination.....	3	1	800			2	1,809	3	3	27	90
Baptist bodies:											
Baptists—											
Southern Baptist Convention.....	11	6	33,300			11	51,883	11	12	247	3,452
National Baptist Convention.....	22	9	5,489	2	4,500	20	29,430	22	22	235	2,626
Churches of Christ.....	7					4	2,400	7	7	39	398
Churches of the Living God:											
Church of the Living God, Christian Workers for Fellowship.....	1					1	401	1	1	6	25
Congregational Churches.....	2	2	28,300			2	8,378	2	2	30	215
Disciples of Christ.....	4	1	20,000			4	9,951	4	6	63	1,005
Jewish congregations.....	1	1	500			1	1,000	1	1	9	180
Latter Day Saints:											
Church of Jesus Christ of Latter Day Saints.....	1					1	423	1	2	11	31
Lutheran bodies:											
United Synod of the Evangelical Lutheran Church in the South.....	1					1	1,234	1	1	6	41
Evangelical Lutheran Synodical Conference of America.....	1	1	600	1	4,000	1	2,067	1	1	3	45
Methodist bodies:											
Methodist Episcopal Church.....	16	12	26,986	9	22,500	16	96,777	16	16	223	2,686
Methodist Episcopal Church, South.....	9	4	25,600	4	29,850	9	42,399	7	7	200	3,296
African Methodist Episcopal Church.....	5	2	8,200	2	11,000	5	9,950	5	5	68	380
African Methodist Episcopal Zion Church.....	4	3	4,500			4	6,775	3	3	41	442
Colored Methodist Episcopal Church.....	1	1	3,160			1	2,000	1	1	24	242
Presbyterian bodies:											
Presbyterian Church in the United States of America.....	4	2	13,400	2	9,500	4	15,347	4	4	75	799
Cumberland Presbyterian Church.....	1			1	5,000	1	3,167	1	1	22	384
Presbyterian Church in the United States.....	4	2	2,100	1	1,400	4	28,856	4	5	109	1,005
Protestant Episcopal Church.....	3			1	10,000	3	16,378	3	3	42	531
Roman Catholic Church.....	1			1	15,000	1	15,989	1	1	11	320
Salvation Army.....	1					1	5,437	1	1	3	36
Unitarians.....	1					1	1,963	1	1	4	27
Universalists.....	1					1	1,900	1	1	11	75
All other denominations.....	2					2	705	1	1	5	35
CHELSEA, MASS.	26	9	91,700	10	105,450	26	114,009	18	20	481	6,486
Adventist bodies:											
Advent Christian Church.....	1					1	1,600	1	1	15	90
Armenian Church.....	1					1	236				
Baptist bodies:											
Baptists—Northern Baptist Convention.....	1					1	6,982	1	1	27	345
Free Baptists.....	1					1	3,320	1	1	23	192
Congregational Churches.....	2			2	19,650	2	13,549	2	2	131	835
Jewish congregations.....	9	5	33,800			9	15,775	3	5	68	790
Methodist bodies:											
Methodist Episcopal Church.....	2			2	12,000	2	9,020	2	2	81	1,244
Protestant Episcopal Church.....	1			1	4,000	1	2,400	1	1	20	150
Roman Catholic Church.....	4	3	56,000	4	65,000	4	52,740	4	4	86	2,625
Salvation Army.....	1					1	2,835	1	1	14	80
Universalists.....	1			1	4,800	1	3,937	1	1	19	85
All other denominations.....	2	1	1,900			2	1,565	1	1	7	50
CHESTER, PA.	40	19	132,622	20	135,600	38	259,951	39	41	767	9,920
Baptist bodies:											
Baptists—											
Northern Baptist Convention.....	4			1	6,000	4	14,475	4	5	128	1,315
National Baptist Convention.....	1			1	2,000	1	2,295	1	1	12	182
Church of God and Saints of Christ.....	1	1	372			1	504	1	1	12	25
Friends:											
Religious Society of Friends (Hicksite).....	1					1	756	1	1	11	51
Jewish congregations.....	3	2	5,500			3	6,400	2	2	7	210
Lutheran bodies:											
General Council of the Evangelical Lutheran Church in North America.....	1			1	4,500	1	7,089	1	1	24	260
Methodist bodies:											
Methodist Episcopal Church.....	6	5	32,000	6	27,600	6	65,484	6	6	254	2,997
African Methodist Episcopal Church.....	2	2	3,350	1	3,000	2	7,634	2	2	38	500
Colored Methodist Protestant Church.....	1					1	725	1	1	5	19
Union American Methodist Episcopal Church.....	2	2	900			2	1,300	2	2	10	60
African Union Methodist Protestant Church.....	1					1	3,500	1	1	7	158
Colored Methodist Episcopal Church.....	2					2	641	2	2	11	55
Presbyterian bodies:											
Presbyterian Church in the United States of America.....	5	1	3,500	2	16,000	3	12,544	5	5	128	1,452
Protestant Episcopal Church.....	3			2	14,000	3	14,096	3	3	39	587
Roman Catholic Church.....	6	6	87,000	6	62,500	6	119,697	6	7	75	2,009
Salvation Army.....	1					1	2,811	1	1	6	40

RELIGIOUS BODIES.

TABLE 66.—STATISTICS OF RELIGIOUS BODIES IN EACH CITY HAVING,

DENOMINATION.	Total number of organizations.	MEMBERS.					PLACES OF WORSHIP.			VALUE OF CHURCH PROPERTY.	
		Number of organizations reporting.	Total number reported.	Sex.		Number of organizations reporting—	Church edifices.	Halls, etc.	Number of church edifices reported.	Number of organizations reporting.	Value reported.
				Number of organizations reporting.	Male.						
CHICAGO, ILL.....	1,228	1,196	1,058,785	988	367,419	405,715	1,023	135	1,063	993	\$42,305,268
Adventist bodies:											
Advent Christian Church.....	2	2	178	2	67	111	2		2	2	13,500
Seventh-day Adventist Denomination.....	9	9	923	9	237	686	6	3	6	6	52,400
Armenian Church.....	2	2	180	2	180			2			
Bahais.....	1	1	500	1	200	300					
Baptist bodies:											
Baptists—											
Northern Baptist Convention.....	81	81	24,487	79	9,001	15,234	77	2	87	78	2,144,939
National Baptist Convention.....	30	30	11,822	30	4,665	7,157	18	7	18	21	426,474
Brethren, German Baptist (Dunkers):											
Church of the Brethren (Conservative Dunkers).....	3	3	364	3	159	205	2	1	2	2	16,500
Brethren, Plymouth:											
Brethren, Plymouth, II.....	6	6	500	6	215	285	2	4	2	2	13,500
Catholic Apostolic Church.....	2	2	500	2	250	250	2		2	2	33,000
Church of God and Saints of Christ.....	2	2	225	2	50	175	2		2	2	4,500
Churches of the New Jerusalem:											
General Convention of the New Jerusalem in the United States of America.....	5	5	377	4	105	162	4		4	4	109,983
Congregational Churches.....	73	73	15,448	73	5,817	9,631	72		77	71	1,967,400
Disciples of Christ.....	18	18	4,066	11	1,134	1,807	13		13	9	319,000
Eastern Orthodox Churches:											
Greek Orthodox Church (Hellenic).....	2	2	11,200	1	4,534	666	2		2	2	152,814
Russian Orthodox Church.....	2	2	2,776	2	1,967	809	2		2	2	40,300
Serbian Orthodox Church.....	1	1	1,236	1	899	397	1		1	1	17,200
Evangelical Association.....	14	14	1,448	14	571	877	13	1	13	13	166,400
Friends:											
Society of Friends (Orthodox).....	1	1	180	1	79	101	1		1	1	20,000
German Evangelical Synod of North America.....	30	30	21,234	22	7,556	9,831	30		30	30	768,500
Independent churches.....	16	16	4,247	14	1,565	1,952	11	4	11	11	418,000
Jewish congregations.....	94	69	30,552	24	8,360	5,920	25	64	25	22	1,790,000
Latter Day Saints:											
Church of Jesus Christ of Latter Day Saints.....	2	2	750	2	345	405	2		3	2	50,000
Reorganized Church of Jesus Christ of Latter Day Saints.....	3	3	450	3	180	270	2	1	2	2	12,000
Lithuanian National Catholic Church.....	1	1	150	1	90	60	1		1	1	18,000
Lutheran bodies:											
General S. nod of the Evangelical Lutheran Church in the United States of America.....	22	22	5,576	21	2,230	3,146	21		21	21	393,100
General Council of the Evangelical Lutheran Church in North America.....	39	39	16,138	39	6,971	9,167	39		39	39	1,017,744
Evangelical Lutheran Synodical Conference of America.....	51	51	40,646	42	15,697	18,616	49	1	51	49	1,568,760
Norwegian Lutheran Church of America—											
Hauge's Norwegian Evangelical Lutheran Synod.....	7	7	1,421	3	169	234	6		6	6	88,000
Synod for the Norwegian Evangelical Lutheran Church of America.....	10	10	1,860	10	741	1,119	10		10	10	182,400
United Norwegian Lutheran Church in America.....	8	8	2,206	7	938	1,134	8		8	8	185,953
Evangelical Lutheran Joint Synod of Ohio and Other States.....	3	3	693	3	281	412	3		3	3	34,000
Evangelical Lutheran Synod of Iowa and Other States.....	2	2	1,375	2	650	725	2		2	2	66,000
Danish Evangelical Lutheran Church in America.....	4	4	737	4	324	413	4		4	4	66,300
United Danish Evangelical Lutheran Church in America.....	4	4	345	3	87	103	4		4	4	30,775
Mennonite bodies:											
Mennonite Church.....	2	2	124	2	48	76	1		1	1	17,000
Methodist bodies:											
Methodist Episcopal Church.....	139	138	33,676	119	12,389	17,625	138	1	140	138	3,839,550
Methodist Protestant Church.....	2	2	168	2	58	110	2		2	2	19,000
Free Methodist Church of North America.....	3	3	192	3	49	143	3		3	3	13,500
African Methodist Episcopal Church.....	13	13	8,747	13	2,499	6,248	10	3	10	11	313,900
African Methodist Episcopal Zion Church.....	3	3	1,732	3	467	1,285	3		3	3	35,000
Colored Methodist Episcopal Church.....	2	2	828	2	341	487	2		2	2	9,500
Old Catholic Churches in America:											
Old Roman Catholic Church.....	4	4	1,550	4	635	915	4		4	4	37,500
American Catholic Church.....	1	1	490	1	150	250		1			
Catholic Church of North America.....	2	2	4,900	2	2,500	2,400	2		2	2	27,500
Pentecostal Church of the Nazarene.....	2	2	701	1	71	130	1	1	1	2	66,200
Polish National Catholic Church of America.....	2	2	3,377	2	1,834	1,543	2		2	2	80,000
Presbyterian bodies:											
Presbyterian Church in the United States of America.....	72	72	27,408	53	8,416	11,703	69	2	74	51	3,300,679
Welsh Calvinistic Methodist Church.....	3	3	703	3	384	409	2		3	2	43,000
United Presbyterian Church of North America.....	7	7	1,704	7	643	1,061	7		7	7	133,600
Protestant Episcopal Church.....	52	52	22,233	34	6,046	10,030	51		52	50	2,052,623
Reformed bodies:											
Reformed Church in America.....	12	12	3,341	11	1,498	1,758	11		11	11	161,500
Reformed Church in the United States.....	6	6	559	6	228	331	6		6	6	100,000
Christian Reformed Church.....	9	9	2,503	9	1,241	1,262	9		9	9	141,296
Hungarian Reformed Church in America.....	3	3	285	3	232	53	3		3	3	34,700
Reformed Episcopal Church.....	4	4	1,336	4	501	835	4		4	4	188,000
Roman Catholic Church.....	218	215	718,114	158	243,595	243,084	202	3	215	189	18,184,310
Salvation Army.....	17	17	1,235	17	603	632					
Scandinavian Evangelical bodies:											
Swedish Evangelical Mission Covenant of America.....	20	20	4,738	18	1,521	2,834	20		20	20	375,193
Swedish Evangelical Free Church.....	3	3	481	3	175	306	3		3	3	69,500
Norwegian-Danish Free Church.....	4	4	665	4	237	428	4		4	4	62,000
Society for Ethical Culture.....	1	1	329	1	136	193		1			
Spiritualists:											
Spiritualists (National Spiritualists' Association).....	14	13	1,598	13	635	963	3	6	3	5	35,775
Progressive Spiritual Church.....	4	4	5,448	4	2,059	3,389	1		1	1	50,000
Theosophical societies:											
Theosophical Society, American Section.....	9	9	164					9			
Unitarians.....	3	3	525	3	253	272	3		3	3	230,000

RELIGIOUS BODIES.

TABLE 66.—STATISTICS OF RELIGIOUS BODIES IN EACH CITY HAVING,

DENOMINATION.	Total number of organizations.	MEMBERS.					PLACES OF WORSHIP.			VALUE OF CHURCH PROPERTY.	
		Number of organizations reporting.	Total number reported.	Sex.		Number of organizations reporting—		Number of churches reported.	Number of organizations reporting.	Value reported.	
				Male.	Female.	Church edifices.	Halls, etc.				
CHICAGO, ILL.—Continued.											
United Brethren bodies:											
Church of the United Brethren in Christ.....	4	4	809	4	346	463	4	4	4	\$37,400	
United Evangelical Church.....	5	5	589	5	198	391	5	5	5	66,400	
Universalists.....	4	4	1,518	4	609	909	4	4	4	250,000	
Volunteers of America.....	1	1	114	1	47	67	1	1	1	90,000	
All other denominations.....	26	26	1,051	26	461	590	7	17	7	73,200	
CHICOPEE, MASS.....	15	15	14,786	13	5,643	6,637	15	15	15	520,980	
Baptist bodies:											
Baptists—Northern Baptist Convention.....	1	1	60	1	19	41	1	1	1	15,000	
Congregational Churches.....	3	3	446	3	138	308	3	3	3	48,000	
Methodist bodies:											
Methodist Episcopal Church.....	2	2	583	2	228	355	2	2	2	36,000	
Polish National Catholic Church of America.....	1	1	304	1	168	136	1	1	1	23,000	
Presbyterian bodies:											
United Presbyterian Church of North America.....	1	1	145	1	57	88	1	1	1	4,000	
Protestant Episcopal Church.....	1	1	216	1	70	146	1	1	1	8,030	
Roman Catholic Church.....	5	5	12,930	4	5,001	5,639	5	5	5	356,950	
Unitarians.....	1	1	102	1	32	70	1	1	1	30,000	
CINCINNATI, OHIO.....	311	308	167,028	279	66,846	85,188	278	23	290	9,681,155	
Adventist bodies:											
Seventh-day Adventist Denomination.....	2	2	134	2	29	105		1			
Baptist bodies:											
Baptists—											
Northern Baptist Convention.....	14	14	5,124	14	2,064	3,060	14	18	14	360,100	
National Baptist Convention.....	16	16	5,524	16	2,024	3,500	14	2	14	220,400	
Churches of Christ.....	1	1	135	1	75	60	1	1	1	10,000	
Churches of the Living God:											
Church of the Living God, Christian Workers for Fellowship.....	3	3	118	3	38	80	1	2	1	2,000	
Churches of the New Jerusalem:											
General Convention of the New Jerusalem in the United States of America.....	1	1	285	1	74	211	1	1	1	70,000	
Congregational Churches.....	6	6	1,003	6	335	668	6	6	6	153,500	
Disciples of Christ.....	17	17	3,354	13	1,213	1,986	16	1	16	192,500	
Evangelical Protestant Church of North America.....	8	8	6,538	8	2,722	3,816	8	9	8	462,000	
Friends:											
Society of Friends (Orthodox).....	1	1	126	1	62	64	1	1	1	15,000	
German Evangelical Synod of North America.....	9	8	3,775	5	590	726	9	9	9	254,000	
Independent churches.....	6	5	470	5	355	115	5	1	5	32,600	
Jewish congregations.....	7	6	2,075	5	707	868	6	1	5	470,000	
Latter Day Saints:											
Church of Jesus Christ of Latter Day Saints.....	1	1	351	1	170	181		1			
Lutheran bodies:											
General Synod of the Evangelical Lutheran Church in the United States of America.....	3	3	1,424	3	390	1,034	3	3	3	112,500	
Evangelical Lutheran Synodical Conference of America.....	4	4	894	4	361	533	4	4	4	71,500	
Evangelical Lutheran Joint Synod of Ohio and Other States.....	1	1	242	1	115	127	1	1	1	23,750	
Immanuel Synod of the Evangelical Lutheran Church in North America.....	1	1	602	1	243	359	1	1	1	15,000	
Methodist bodies:											
Methodist Episcopal Church.....	53	53	12,268	42	3,857	6,192	52	1	52	1,260,700	
Methodist Protestant Church.....	1	1	238	1	98	140	1	1	1	20,000	
African Methodist Episcopal Church.....	2	2	1,301	2	538	763	2	2	2	90,000	
African Methodist Episcopal Zion Church.....	1	1	660	1	230	320	1	2	1	70,000	
Presbyterian bodies:											
Presbyterian Church in the United States of America.....	37	37	9,269	36	3,149	6,070	36	37	36	1,390,640	
Welsh Calvinistic Methodist Church.....	1	1	118	1	46	70	1	1	1	30,000	
United Presbyterian Church of North America.....	2	2	116	2	46	70	2	2	2	29,000	
Protestant Episcopal Church.....	23	23	5,623	20	1,660	2,747	20	3	23	944,875	
Reformed bodies:											
Reformed Church in the United States.....	3	3	1,316	3	678	737	3	3	3	13,100	
Roman Catholic Church.....	56	56	101,931	52	44,314	49,358	55	1	57	3,189,500	
Spiritualists:											
Spiritualists (National Spiritualists' Association).....	3	3	180	3	73	107			1	150	
Unitarians.....	1	1	363	1	135	228	1	1	1	50,000	
United Brethren bodies:											
Church of the United Brethren in Christ.....	7	7	689	7	252	437	7	7	7	80,500	
Universalists.....	1	1	200	1	80	120	1	1	1	25,000	
All other denominations.....	19	19	693	18	269	406	5	9	5	22,840	
CLEVELAND, OHIO.....	347	346	357,261	318	172,082	173,840	317	19	325	13,520,674	
Adventist bodies:											
Seventh-day Adventist Denomination.....	2	2	379	2	92	287	2	2	2	22,000	
Churches of God in Christ Jesus.....	2	2	228	2	95	133	2	2	2	19,000	
Bahais.....	1	1	150	1	50	100	1	1	1	1,173	
Baptist bodies:											
Baptists—											
Northern Baptist Convention.....	25	25	8,612	20	3,004	4,573	23	23	23	1,169,500	
National Baptist Convention.....	6	6	3,762	6	1,153	2,609	3	3	3	28,000	
Free Baptists.....	1	1	104	1	30	74	1	1	1	25,000	
Christian and Missionary Alliance.....	2	2	237	2	98	139		2			
Congregational Churches.....	25	25	7,808	25	2,944	4,864	24	25	24	1,001,050	
Disciples of Christ.....	10	10	5,267	9	1,871	2,961	10	10	10	383,200	

GENERAL TABLES.

IN 1910, 25,000 INHABITANTS OR MORE, BY DENOMINATIONS: 1916—Continued.

DENOMINATION.	Total number of organizations.	DEBT ON CHURCH PROPERTY.		PARSONAGES.		EXPENDITURES FOR YEAR.		SUNDAY SCHOOLS CONDUCTED BY CHURCH ORGANIZATIONS.			
		Number of organizations reporting.	Amount of debt reported.	Number of organizations reporting.	Value of parsonages reported.	Number of organizations reporting.	Amount reported.	Number of organizations reporting.	Number of Sunday schools reported.	Number of officers and teachers.	Number of scholars.
CHICAGO, ILL.—Continued.											
United Brethren bodies:											
Church of the United Brethren in Christ.....	4	3	\$2,200	2	\$7,800	4	\$9,480	4	4	80	970
United Evangelical Church.....	5	2	1,500	4	12,000	5	12,936	5	6	139	1,110
Universalists.....	4	2	16,575	2	20,500	4	29,713	4	4	86	739
Volunteers of America.....	1	1	58,000			1	9,067	1	1	10	75
All other denominations.....	26	3	6,800			22	24,763	18	19	119	1,024
CHICOPEE, MASS.											
	15	6	75,990	11	58,000	13	57,648	14	14	193	2,952
Baptist bodies:											
Baptists—Northern Baptist Convention.....	1					1	1,672	1	1	8	47
Congregational Churches.....	3	1	1,000	3	10,000	3	7,728	3	3	37	309
Methodist bodies:											
Methodist Episcopal Church.....	2			2	9,000	2	9,100	2	2	45	412
Polish National Catholic Church of America.....	1	1	8,000	1	6,000	1	2,560	1	1	1	45
Presbyterian bodies:											
United Presbyterian Church of North America.....	1					1	2,000	1	1	15	75
Protestant Episcopal Church.....	1			1	1,800	1	1,526	1	1	6	54
Roman Catholic Church.....	5	4	66,990	4	31,200	3	31,063	4	4	75	1,967
Unitarians.....	1					1	1,999	1	1	6	43
CINCINNATI, OHIO											
	311	125	1,089,073	124	770,150	286	1,586,500	274	310	4,843	61,639
Adventist bodies:											
Seventh-day Adventist Denomination.....	2					1	3,943	1	1	11	59
Baptist bodies:											
Baptists—											
Northern Baptist Convention.....	14	7	38,150	1	5,000	14	83,747	14	21	427	4,435
National Baptist Convention.....	16	6	18,150			16	21,929	16	16	202	1,666
Churches of Christ.....	1					1	1,000	1	1	6	100
Churches of the Living God:											
Church of the Living God, Christian Workers for Fellowship.....	3							2	2	6	30
Churches of the New Jerusalem:											
General Convention of the New Jerusalem in the United States of America.....	1					1	5,000	1	1	8	75
Congregational Churches.....	6	3	10,400	1	3,000	6	14,370	6	6	80	840
Disciples of Christ.....	17	8	37,675	1	8,000	13	42,350	17	18	293	3,490
Evangelical Protestant Church of North America.....	8	8	31,400	8	75,500	8	33,973	8	8	217	2,322
Friends:											
Society of Friends (Orthodox).....	1					1	1,660	1	1	1	12
German Evangelical Synod of North America.....	9	5	39,000	8	46,000	9	29,938	9	10	200	2,775
Independent churches.....	6	8	2,000			4	5,356	4	5	19	292
Jewish congregations.....	7	4	71,483			6	72,273	4	8	50	1,482
Latter Day Saints:											
Church of Jesus Christ of Latter Day Saints.....	1					1	256	1	1	6	18
Lutheran bodies:											
General Synod of the Evangelical Lutheran Church in the United States of America.....	3			1	2,500	3	22,470	3	3	109	1,392
Evangelical Lutheran Synodical Conference of America.....	4	3	13,800	2	5,500	4	13,850	3	4	16	140
Evangelical Lutheran Joint Synod of Ohio and Other States.....	1	1	19,000	1	4,250	1	3,400	1	1	7	100
Immanuel Synod of the Evangelical Lutheran Church in North America.....	1			1	2,500	1	2,500	1	1	10	110
Methodist bodies:											
Methodist Episcopal Church.....	53	13	33,327	28	154,900	53	217,941	51	51	1,210	13,209
Methodist Protestant Church.....	1					1	2,575	1	1	27	150
African Methodist Episcopal Church.....	2			2	8,500	2	8,549	2	2	53	463
African Methodist Episcopal Zion Church.....	1	1	14,000			1	3,500	1	1	15	150
Presbyterian bodies:											
Presbyterian Church in the United States of America.....	37	13	48,700	10	58,800	36	217,657	37	39	858	8,327
Welsh Calvinistic Methodist Church.....	1					1	2,298	1	1	6	50
United Presbyterian Church of North America.....	2	1	1,200	1	5,500	2	5,921	2	2	20	217
Protestant Episcopal Church.....	23	2	15,000	5	45,000	22	153,721	22	22	304	2,316
Reformed bodies:											
Reformed Church in the United States.....	3	1	4,302	3	17,000	3	11,783	3	3	104	1,371
Roman Catholic Church.....	56	36	664,170	43	308,300	48	563,751	40	58	349	14,249
Spiritualists:											
Spiritualists (National Spiritualists' Association).....	3	1	16			2	1,054	1	1	4	9
Unitarians.....	1					1	8,734	1	1	21	77
United Brethren bodies:											
Church of the United Brethren in Christ.....	7	2	22,300	6	16,600	7	11,815	7	7	131	1,148
Universalists.....	1	1	3,500			1	4,350	1	1	12	75
All other denominations.....	19	1	1,500	2	3,300	16	14,836	11	12	61	490
CLEVELAND, OHIO											
	347	150	1,558,916	166	1,260,000	329	2,417,679	318	339	6,463	101,908
Adventist bodies:											
Seventh-day Adventist Denomination.....	2	1	1,400			2	12,160	2	2	38	337
Churches of God in Christ Jesus.....	2			1	2,000	2	2,306	2	2	23	125
Bahais.....	1										
Baptist bodies:											
Baptists—											
Northern Baptist Convention.....	25	5	56,500	8	42,500	25	145,259	25	27	658	7,795
National Baptist Convention.....	6					6	9,653	6	6	97	850
Free Baptists.....	1					1	2,200	1	1	28	140
Christian and Missionary Alliance.....	2					1	2,553	2	2	22	233
Congregational Churches.....	25	10	110,400	13	60,800	25	148,940	24	25	681	7,858
Disciples of Christ.....	10	2	10,000	1	4,000	10	80,507	10	11	359	5,293

RELIGIOUS BODIES.

TABLE 66.—STATISTICS OF RELIGIOUS BODIES IN EACH CITY HAVING,

DENOMINATION.	Total number of organizations	MEMBERS.					PLACES OF WORSHIP.			VALUE OF CHURCH PROPERTY.	
		Number of organizations reporting.	Total number reported.	Sex.		Number of organizations reporting—		Number of church edifices reported.	Number of organizations reporting.	Value reported.	
				Number of organizations reporting.	Male.	Female.	Church edifices.				Halls, etc.
CLEVELAND, OHIO—Continued.											
Eastern Orthodox Churches:											
Russian Orthodox Church	1	1	2,184	1	1,334	850	1	1	1	\$65,000	
Evangelical Association	7	7	1,726	7	633	1,093	7	7	7	214,000	
Evangelical Protestant Church of North America	2	2	650	2	440	210	2	2	2	70,000	
Friends:											
Society of Friends (Orthodox)	3	3	818	3	344	474	3	3	3	28,800	
German Evangelical Synod of North America	13	13	4,955	13	2,154	2,801	13	13	13	289,850	
Jewish congregations	10	10	6,610	9	3,153	2,357	9	9	7	409,000	
Latter Day Saints:											
Church of Jesus Christ of Latter Day Saints	1	1	234	1	110	124	1	1	1	50	
Reorganized Church of Jesus Christ of Latter Day Saints	1	1	168	1	73	95	1	1	1	5,000	
Lutheran bodies:											
General Synod of the Evangelical Lutheran Church in the United States of America	4	4	805	4	344	461	4	4	4	44,000	
General Council of the Evangelical Lutheran Church in North America	6	6	2,205	5	1,000	589	6	6	6	162,700	
Evangelical Lutheran Synodical Conference of America	5	5	1,590	5	694	896	5	5	5	70,100	
Norwegian Lutheran Church of America—Synod for the Norwegian Evangelical Lutheran Church of America	2	2	184	2	82	102	1	1	1	6,000	
Evangelical Lutheran Joint Synod of Ohio and Other States	3	3	513	3	266	247	3	3	3	19,500	
Evangelical Lutheran Synod of Iowa and Other States	1	1	205	1	87	118	1	1	1	10,000	
Methodist bodies:											
Methodist Episcopal Church	38	38	16,725	35	5,730	8,804	38	38	38	1,465,800	
Free Methodist Church of North America	3	3	131	3	43	88	2	2	2	8,500	
African Methodist Episcopal Church	2	2	1,070	2	409	661	2	2	2	78,500	
African Methodist Episcopal Zion Church	1	1	181	1	83	98	1	1	1	8,000	
Colored Methodist Episcopal Church	1	1	200	1	78	122	1	1	1	10,000	
Presbyterian bodies:											
Presbyterian Church in the United States of America	19	19	8,286	15	2,629	4,387	19	22	19	1,630,300	
Welsh Calvinistic Methodist Church	1	1	135	1	51	84	1	1	1	12,000	
United Presbyterian Church of North America	5	5	835	5	352	531	5	5	5	118,500	
Protestant Episcopal Church	22	22	9,924	16	2,967	4,734	20	1	20	1,280,800	
Reformed bodies:											
Reformed Church in America	2	2	297	2	147	150	2	2	2	25,000	
Reformed Church in the United States	12	12	3,854	11	1,512	1,992	12	13	12	218,500	
Christian Reformed Church	2	2	32	2	150	162	2	2	2	11,800	
Hungarian Reformed Church in America	2	2	1,304	2	1,049	255	2	2	2	66,000	
Reformed Episcopal Church	1	1	270	1	100	170	1	1	1	65,000	
Roman Catholic Church	72	72	261,427	71	135,597	123,830	72	73	72	4,085,100	
Salvation Army	5	5	365	5	173	192	4	1	4	22,500	
Spiritualists:											
Spiritualists (National Spiritualists' Association)	8	8	433	8	181	252	5	5	5	...	
Theosophical societies:											
Theosophical Society, American Section	1	1	119	1	260	373	1	1	1	250,000	
Unitarians	1	1	633	1	260	373	1	1	1	...	
United Brethren bodies:											
Church of the United Brethren in Christ	5	5	785	5	307	478	5	5	5	70,000	
United Evangelical Church	1	1	102	1	42	60	1	1	1	16,000	
All other denominations	10	9	431	9	171	260	4	4	4	42,451	
CLINTON, IOWA	31	31	10,343	29	2,889	4,479	28	29	28	466,050	
Baptist bodies:											
Baptists—											
Northern Baptist Convention	2	2	334	2	147	187	1	1	1	22,000	
National Baptist Convention	1	1	37	1	16	21	1	1	1	1,000	
Congregational Churches	2	2	422	2	130	292	2	2	2	28,000	
Disciples of Christ	1	1	228	1	81	147	1	1	1	5,000	
Evangelical Association	1	1	80	1	38	42	1	1	1	5,000	
Independent churches	1	1	53	1	23	30	1	1	1	3,500	
Latter Day Saints:											
Reorganized Church of Jesus Christ of Latter Day Saints	1	1	100	1	41	59	1	1	1	4,000	
Lutheran bodies:											
General Synod of the Evangelical Lutheran Church in the United States of America	1	1	296	1	123	173	1	1	1	10,000	
General Council of the Evangelical Lutheran Church in North America	1	1	158	1	65	93	1	1	1	11,000	
Evangelical Lutheran Synodical Conference of America	1	1	461	1	185	276	1	1	1	15,000	
Evangelical Lutheran Synod of Iowa and Other States	1	1	558	1	216	342	1	1	1	9,000	
Danish Evangelical Lutheran Church in America	1	1	479	1	217	262	1	1	1	6,000	
Methodist bodies:											
Methodist Episcopal Church	3	3	883	3	352	531	3	3	3	70,000	
African Methodist Episcopal Church	1	1	59	1	23	36	1	1	1	3,000	
Presbyterian bodies:											
Presbyterian Church in the United States	2	2	749	2	275	474	2	2	2	52,000	
Protestant Episcopal Church	2	2	464	2	142	322	2	2	2	28,000	
Roman Catholic Church	5	5	4,637	3	687	975	5	5	5	158,550	
Spiritualists:											
Spiritualists (National Spiritualists' Association)	2	2	310	2	115	195	2	3	2	35,000	
All other denominations	2	2	35	2	13	22	
COLORADO SPRINGS, COLO.	45	45	12,157	42	4,584	7,280	39	3	40	685,800	
Adventist bodies:											
Seventh-day Adventist Denomination	1	1	73	1	16	57	1	1	1	3,000	
Baptist bodies:											
Baptists—											
Northern Baptist Convention	2	2	780	2	290	490	2	2	2	57,100	
National Baptist Convention	1	1	250	1	100	150	1	1	1	15,000	

GENERAL TABLES.

IN 1910, 25,000 INHABITANTS OR MORE, BY DENOMINATIONS: 1916—Continued.

DENOMINATION.	Total number of organizations.	DEBT ON CHURCH PROPERTY.		PARSONAGES.		EXPENDITURES FOR YEAR.		SUNDAY SCHOOLS CONDUCTED BY CHURCH ORGANIZATIONS.			
		Number of organizations reporting.	Amount of debt reported.	Number of organizations reporting.	Value of parsonages reported.	Number of organizations reporting.	Amount reported.	Number of organizations reporting.	Number of Sunday schools reported.	Number of officers and teachers.	Number of scholars.
CLEVELAND, OHIO—Continued.											
Eastern Orthodox Churches:											
Russian Orthodox Church.....	1	1	\$30,000	1	\$5,000	1	\$16,223	1	1	2	188
Evangelical Association.....	7	2	18,200	6	20,200	7	40,056	7	7	206	3,298
Evangelical Protestant Church of North America.....	2	1	1,000	2	13,000	2	4,100	2	2	52	360
Friends:											
Society of Friends (Orthodox).....	3	2	4,000			3	10,332	3	3	42	501
German Evangelical Synod of North America.....	13	10	49,800	10	64,800	13	40,004	13	13	285	2,817
Jewish congregations.....	10	6	77,750			7	56,588	7	12	75	2,853
Latter Day Saints:											
Church of Jesus Christ of Latter Day Saints.....	1					1	82	1	1	4	17
Reorganized Church of Jesus Christ of Latter Day Saints.....	1					1	426	1	1	10	51
Lutheran bodies:											
General Synod of the Evangelical Lutheran Church in the United States of America.....	4	2	3,900			4	14,033	4	4	90	815
General Council of the Evangelical Lutheran Church in North America.....	6	4	26,200	1	9,000	5	12,646	5	6	78	628
Evangelical Lutheran Synodical Conference of America.....	5	4	20,600	4	13,600	5	14,495	5	6	107	1,037
Norwegian Lutheran Church of America—Synod for the Norwegian Evangelical Lutheran Church of America.....	2					2	1,858	1	1	10	64
Evangelical Lutheran Joint Synod of Ohio and Other States.....	3	2	9,500	1	6,000	3	5,796	3	3	30	315
Evangelical Lutheran Synod of Iowa and Other States.....	1	1	4,500			1	7,080	1	1	14	130
Methodist bodies:											
Methodist Episcopal Church.....	38	20	153,641	19	90,200	38	221,651	38	39	1,255	16,221
Free Methodist Church of North America.....	3			1	4,000	3	2,285	3	3	28	210
African Methodist Episcopal Church.....	2	1	950	2	8,000	2	6,995	2	2	100	1,416
African Methodist Episcopal Zion Church.....	1	1	4,000	1		1	1,734	1	1	12	110
Colored Methodist Episcopal Church.....	1			1	3,000	1	1,500	1	1	13	87
Presbyterian bodies:											
Presbyterian Church in the United States of America.....	19	4	80,600	2	13,000	18	236,722	19	23	631	6,397
Welsh Calvinistic Methodist Church.....	1					1	2,350	1	1	17	120
United Presbyterian Church of North America.....	5	4	12,575	1	10,000	5	19,752	5	5	120	1,153
Protestant Episcopal Church.....	22	6	45,800	8	40,500	21	152,990	22	23	305	3,034
Reformed bodies:											
Reformed Church in America.....	2	1	3,500	1	6,000	2	6,252	2	2	35	286
Reformed Church in the United States.....	12	7	20,950	9	42,000	11	32,637	12	12	238	2,641
Christian Reformed Church.....	2			1	3,000	2	6,140	2	2	16	150
Hungarian Reformed Church in America.....	2	2	20,300	2	15,800	2	12,634	2	2	22	310
Reformed Episcopal Church.....	1			1	6,000	1	6,000	1	1	14	120
Roman Catholic Church.....	72	45	748,300	65	763,700	66	1,023,134	62	67	538	32,193
Salvation Army.....	5	2	9,800			5	9,244	5	5	47	383
Spiritualists:											
Spiritualists (National Spiritualists' Association).....	8					7	2,838	1	1	9	60
Theosophical societies:											
Theosophical Society, American Section.....	1						21,507	1	1	25	177
Unitarians.....	1					1		1	1		
United Brethren bodies:											
Church of the United Brethren in Christ.....	5	2	24,500	4	13,500	6	15,306	5	5	72	690
United Evangelical Church.....	1	1	10,000	1	3,500	1	1,991	1	1	17	141
All other denominations.....	10	1	350			9	8,840	6	6	38	309
CLINTON, IOWA.....	31	10	19,762	19	75,835	30	94,738	28	31	376	3,678
Baptist bodies:											
Baptists—											
Northern Baptist Convention.....	2			1	500	1	3,747	1	2	26	270
National Baptist Convention.....	1			1	3,000	1	504	1	1	7	25
Congregational Churches.....	2			1		2	6,880	2	2	35	270
Disciples of Christ.....	1	1	400			1	1,750	1	1	20	230
Evangelical Association.....	1	1	350	1	2,800	1	2,116	1	1	13	133
Independent churches.....	1	1	400			1	895	1	1	5	40
Latter Day Saints:											
Reorganized Church of Jesus Christ of Latter Day Saints.....	1					1	125	1	1	11	40
Lutheran bodies:											
General Synod of the Evangelical Lutheran Church in the United States of America.....	1	1	1,287	1	5,000	1	2,371	1	1	21	220
General Council of the Evangelical Lutheran Church in North America.....	1			1	4,000	1	1,800	1	1	8	40
Evangelical Lutheran Synodical Conference of America.....	1			1	4,000	1	2,521				
Evangelical Lutheran Synod of Iowa and Other States.....	1			1	4,000	1	6,023	1	2	24	150
Danish Evangelical Lutheran Church in America.....	1			1	4,000	1	2,000	1	1	3	55
Methodist bodies:											
Methodist Episcopal Church.....	3			2	9,000	3	10,350	3	4	68	750
African Methodist Episcopal Church.....	1			1	500	1	1,750	1	1	12	74
Presbyterian bodies:											
Presbyterian Church in the United States.....	2	1	500	1	2,000	2	13,756	2	2	61	413
Protestant Episcopal Church.....	2	1	7,000	2	4,500	2	7,079	2	2	29	240
Roman Catholic Church.....	5	3	8,325	5	32,535	6	25,920	5	6	26	645
Spiritualists:											
Spiritualists (National Spiritualists' Association).....	2	1	1,500			2	3,300	1	1	1	20
All other denominations.....	2					2	1,851	2	2	6	63
COLORADO SPRINGS, COLO.....	45	15	24,860	17	62,000	42	160,361	40	41	679	7,285
Adventist bodies:											
Seventh-day Adventist Denomination.....	1					1	2,544	1	1	14	90
Baptist bodies:											
Baptists—											
Northern Baptist Convention.....	2	2	3,400	1	5,000	2	6,458	2	2	58	435
National Baptist Convention.....	1					1	1,600	1	1	15	150

RELIGIOUS BODIES.

TABLE 66.—STATISTICS OF RELIGIOUS BODIES IN EACH CITY HAVING,

DENOMINATION.	Total number of organizations.	MEMBERS.					PLACES OF WORSHIP.			VALUE OF CHURCH PROPERTY.	
		Number of organizations reporting.	Total number reported.	Sex.		Number of organizations reporting—		Number of church edifices reported.	Number of organizations reporting.	Value reported.	
				Number of organizations reporting.	Male.	Female.	Church edifices.				Halls, etc.
COLORADO SPRINGS, COLO.—Continued.											
Congregational Churches.....	3	3	736	3	254	482	3	3	3	\$71,500	
Disciples of Christ.....	3	3	1,259	3	485	774	3	3	3	39,000	
Evangelical Association.....	1	1	126	1	50	76	1	1	1	5,100	
Jewish congregations.....	2	2	117	2	52	55	2	2	2	6,500	
Latter Day Saints:											
Reorganized Church of Jesus Christ of Latter Day Saints...	1	1	160	1	65	95	1	1	1	1,000	
Lutheran bodies:											
General Synod of the Evangelical Lutheran Church in the United States of America.....	1	1	127	1	54	73	1	1	1	13,000	
General Council of the Evangelical Lutheran Church in North America.....	1	1	71	1	32	39	1	1	1	5,600	
Evangelical Lutheran Synodical Conference of America.....	1	1	133	1	33	100	1	2	1	10,000	
Methodist bodies:											
Methodist Episcopal Church.....	5	5	2,311	5	954	1,357	5	5	5	123,750	
Methodist Episcopal Church, South.....	1	1	338	1	124	214	1	1	1	30,000	
Free Methodist Church of North America.....	2	2	54	2	10	44	2	2	2	4,000	
African Methodist Episcopal Church.....	1	1	185	1	46	139	1	1	1	8,000	
Pentecostal Church of the Nazarene.....	1	1	61	1	24	37	1	1	1	1,600	
Presbyterian bodies:											
Presbyterian Church in the United States of America.....	5	5	2,005	3	568	1,173	3	3	3	122,000	
United Presbyterian Church of North America.....	1	1	218	1	85	133	1	1	1	10,000	
Protestant Episcopal Church.....	3	3	683	3	262	421	3	3	3	86,500	
Roman Catholic Church.....	2	2	2,100	2	920	1,180	2	2	2	55,000	
Salvation Army.....	1	1	58	1	32	35					
Unitarians.....	1	1	135	1	63	72	1	1	1	15,000	
Universalists.....	1	1	51	1	20	31		1			
All other denominations.....	4	4	116	3	35	52	2	2	2	3,150	
COLUMBIA, S. C.....	63	63	19,473	58	6,747	11,459	55	4	56	1,184,675	
Adventist bodies:											
Seventh-day Adventist Denomination.....	2	2	99	2	25	74		1			
Baptist bodies:											
Baptists—											
Southern Baptist Convention.....	6	6	2,523	5	746	1,398	6	6	6	179,700	
National Baptist Convention.....	13	13	5,554	13	1,877	3,677	12	12	12	152,800	
Disciples of Christ.....	1	1	138	1	51	87	1	1	1	9,000	
Lutheran bodies:											
United Synod of the Evangelical Lutheran Church in the South.....	4	4	1,209	4	560	649	4	4	4	102,500	
Methodist bodies:											
Methodist Episcopal Church.....	1	1	185				1	1	1	15,000	
Methodist Episcopal Church, South.....	9	9	3,942	8	1,436	2,156	8	8	8	179,500	
African Methodist Episcopal Church.....	7	7	852	7	299	553	7	7	7	18,775	
African Methodist Episcopal Zion Church.....	1	1	392	1	130	262	1	1	1	20,000	
Colored Methodist Episcopal Church.....	3	3	1,087	3	291	796	3	3	3	81,500	
Pentecostal Holiness Church.....	2	2	57	2	16	41	1	1	1	400	
Presbyterian bodies:											
Presbyterian Church in the United States.....	3	3	1,185	2	402	466	3	3	3	157,000	
Associate Reformed Presbyterian Church.....	1	1	235	1	100	135	1	1	1	10,000	
Protestant Episcopal Church.....	6	6	1,162	5	415	711	5	6	5	152,500	
Roman Catholic Church.....	1	1	765	1	345	420	1	1	1	100,000	
All other denominations.....	3	3	87	3	53	34	1	1	1	6,000	
COLUMBUS, OHIO.....	185	185	94,772	161	37,197	45,841	164	16	168	4,571,298	
Adventist bodies:											
Seventh-day Adventist Denomination.....	2	2	272	2	82	190	1	1	1	4,000	
Baptist bodies:											
Baptists—											
Northern Baptist Convention.....	7	7	1,917	7	749	1,158	7	7	7	155,900	
National Baptist Convention.....	12	12	4,222	12	1,574	2,648	11	11	11	106,700	
Christian Church (American Christian Convention).....	1	1	226	1	102	124	1	1	1	18,000	
Congregational Churches.....	7	7	2,895	7	1,046	1,849	7	7	7	268,000	
Disciples of Christ.....	9	9	3,521	8	1,429	2,078	8	1	8	206,500	
Eastern Orthodox Churches:											
Greek Orthodox Church (Hellenic).....	1	1	190	1	130	50		1			
Evangelical Association.....	2	2	329	2	103	226	2	2	2	29,000	
Evangelical Protestant Church of North America.....	1	1	1,200				1	1	1	25,000	
Friends:											
Society of Friends (Orthodox).....	3	3	349	3	126	223	2	2	2	6,800	
German Evangelical Synod of North America.....	2	2	1,092	2	470	622	2	2	2	43,500	
Independent churches.....	3	3	690	2	326	294	2	1	3	52,500	
Jewish congregations.....	2	2	4,200	2	2,100	2,100	2	2	2	96,000	
Latter Day Saints:											
Church of Jesus Christ of Latter Day Saints.....	1	1	302	1	143	159		1			
Reorganized Church of Jesus Christ of Latter Day Saints.....	2	2	223	2	97	126	2	2	2	9,100	
Lutheran bodies:											
General Synod of the Evangelical Lutheran Church in the United States of America.....	1	1	172	1	79	93	1	1	1	5,000	
General Council of the Evangelical Lutheran Church in North America.....	1	1	434	1	200	234	1	1	1	64,000	
Evangelical Lutheran Synodical Conference of America.....	1	1	250	1	108	142	1	1	1	15,000	
Evangelical Lutheran Joint Synod of Ohio and Other States.....	8	8	2,885	7	1,003	1,692	8	8	8	173,800	
Methodist bodies:											
Methodist Episcopal Church.....	36	36	20,901	28	6,572	9,394	36	38	36	1,120,300	
Methodist Protestant Church.....	3	3	728	3	282	446	3	3	3	58,000	
African Methodist Episcopal Church.....	2	2	946	2	372	574	2	2	2	63,500	
Pentecostal Church of the Nazarene.....	2	2	185	1	67	110	1	1	1	15,000	

GENERAL TABLES.

IN 1910, 25,000 INHABITANTS OR MORE, BY DENOMINATIONS: 1916—Continued.

DENOMINATION.	Total number of organizations.	DEBT ON CHURCH PROPERTY.		PARSONAGES.		EXPENDITURES FOR YEAR.		SUNDAY SCHOOLS CONDUCTED BY CHURCH ORGANIZATIONS.			
		Number of organizations reporting.	Amount of debt reported.	Number of organizations reporting.	Value of parsonages reported.	Number of organizations reporting.	Amount reported.	Number of organizations reporting.	Number of Sunday schools reported.	Number of officers and teachers.	Number of scholars.
COLORADO SPRINGS, COLO.—Continued.											
Congregational Churches	3	2	\$820	1	\$4,000	3	\$10,660	3	4	64	373
Disciples of Christ	3	3	1,000			3	8,490	3	3	76	711
Evangelical Association	1			1	2,800	1	1,527	1	1	19	187
Jewish congregations	2					1	600				
Latter Day Saints:											
Reorganized Church of Jesus Christ of Latter Day Saints	1					1	155	1	1	7	30
Lutheran bodies:											
General Synod of the Evangelical Lutheran Church in the United States of America	1			1	2,000	1	1,880	1	1	15	101
General Council of the Evangelical Lutheran Church in North America	1					1	1,247	1	1	4	22
Evangelical Lutheran Synodical Conference of America	1			1	5,000	1	1,500	1	1	3	40
Methodist bodies:											
Methodist Episcopal Church	5	4	6,325	3	6,100	5	19,434	5	5	168	2,138
Methodist Episcopal Church, South	1			1	5,000	1	3,211	1	1	15	357
Free Methodist Church of North America	2			2	1,100	2	1,294	2	2	17	85
African Methodist Episcopal Church	1			1	4,500	1	2,434	1	1	13	125
Pentecostal Church of the Nazarene	1			1	1,000	1	2,641	1	1	11	85
Presbyterian bodies:											
Presbyterian Church in the United States of America	5	1	3,000			5	35,720	5	5	91	1,314
United Presbyterian Church of North America	1			1	4,000	1	4,465	1	1	12	139
Protestant Episcopal Church	3	1	250	2	16,500	3	18,161	3	3	33	281
Roman Catholic Church	2	1	10,000	2	5,000	2	30,500	2	2	14	425
Salvation Army	1					1	3,197	1	1	5	36
Unitarians	1					1	1,900				
Universalists	1					1	200	1	1	7	31
All other denominations	4	1	65			2	703	2	2	15	130
COLUMBIA, S. C.	63	21	85,417	24	153,700	60	165,407	62	67	899	11,809
Adventist bodies:											
Seventh-day Adventist Denomination	2					2	1,205	2	2	16	82
Baptist bodies:											
Baptists—											
Southern Baptist Convention	6	2	16,470	2	12,500	6	27,725	6	7	143	2,348
National Baptist Convention	13	6	16,176	2	11,000	13	15,653	13	13	113	1,581
Disciples of Christ	1	1	1,500			1	280	1	1	10	100
Lutheran bodies:											
United Synod of the Evangelical Lutheran Church in the South	4	2	26,000	2	10,000	4	20,175	4	4	83	783
Methodist bodies:											
Methodist Episcopal Church	1			1	7,000	1	888	1	1	10	75
Methodist Episcopal Church, South	9	2	4,450	6	35,700	8	26,028	9	9	180	3,455
African Methodist Episcopal Church	7	2	129	2	8,000	7	3,821	7	7	58	450
African Methodist Episcopal Zion Church	1	1	4,000	1	1,500	1	1,710	1	1	15	105
Colored Methodist Episcopal Church	3	2	92	1	5,000	3	8,668	3	3	49	413
Pentecostal Holiness Church	2					1	961	2	2	10	120
Presbyterian bodies:											
Presbyterian Church in the United States	3	1	13,000	2	13,000	3	27,219	3	5	90	1,106
Associate Reformed Presbyterian Church	1			1	5,000	1	2,844	1	2	21	191
Protestant Episcopal Church	6	1	1,800	3	27,000	5	20,488	5	6	73	719
Roman Catholic Church	1			1	18,000	1	4,096	1	1	22	176
All other denominations	3	1	1,800			3	3,646	3	3	6	105
COLUMBUS, OHIO	185	92	628,024	68	364,500	178	983,532	173	180	3,492	49,401
Adventist bodies:											
Seventh-day Adventist Denomination	2					2	9,793	2	2	23	211
Baptist bodies:											
Baptists—											
Northern Baptist Convention	7	4	22,263			7	25,105	7	7	171	1,757
National Baptist Convention	12	4	11,600	2	9,600	12	24,053	12	12	181	1,693
Christian Church (American Christian Convention)	1	1	2,500			1	3,000	1	1	15	190
Congregational Churches	7	2	30,900	2	8,700	7	47,218	7	7	157	1,426
Disciples of Christ	9	5	16,500			9	34,446	9	9	204	3,921
Eastern Orthodox Churches:											
Greek Orthodox Church (Hellenic)	1					1	1,526				
Evangelical Association	2	1	7,400	1	2,000	2	4,736	2	2	38	538
Evangelical Protestant Church of North America	1			1	7,500	1	6,900	1	1	25	400
Friends:											
Society of Friends (Orthodox)	3	1	500			3	4,673	3	3	48	510
German Evangelical Synod of North America	2	2	2,500	2	15,500	2	11,185	2	2	86	1,335
Independent churches	3	1	6,000	1	12,000	2	5,900	2	3	33	540
Jewish congregations	2	1	6,000			2	14,000	2	4	14	205
Latter Day Saints:											
Church of Jesus Christ of Latter Day Saints	1					1	127	1	1	3	7
Reorganized Church of Jesus Christ of Latter Day Saints	2	1	2,500			2	1,564	2	2	30	136
Lutheran bodies:											
General Synod of the Evangelical Lutheran Church in the United States of America	1	1	4,200	1	3,500	1	2,795	1	1	18	120
General Council of the Evangelical Lutheran Church in North America	1	1	15,000	1	4,000	1	3,500	1	1	26	360
Evangelical Lutheran Synodical Conference of America	1					1	2,250	1	1	9	70
Evangelical Lutheran Joint Synod of Ohio and Other States	8	3	23,500	4	24,000	8	40,238	8	9	142	1,854
Methodist bodies:											
Methodist Episcopal Church	36	23	156,460	17	113,100	36	328,221	36	37	1,158	18,318
Methodist Protestant Church	3	2	12,335	1	8,000	3	7,707	3	3	61	964
African Methodist Episcopal Church	2	3	4,800	2	4,500	2	9,099	2	2	40	496
Pentecostal Church of the Nazarene	2	1	4,000			2	3,869	2	2	24	170

RELIGIOUS BODIES.

TABLE 66.—STATISTICS OF RELIGIOUS BODIES IN EACH CITY HAVING.

DENOMINATION.	Total number of organizations.	MEMBERS.					PLACES OF WORSHIP.			VALUE OF CHURCH PROPERTY.	
		Number of organizations reporting.	Total number reported.	Sex.		Number of organizations reporting—		Number of church edifices reported.	Number of organizations reporting.	Value reported.	
				Number of organizations reporting.	Male	Female.	Church edifices.				Halls, etc.
COLUMBUS, OHIO—Continued.											
Presbyterian bodies:											
Presbyterian Church in the United States of America.....	13	13	6,971	10	1,755	2,615	13	13	13	\$498,000	
Welsh Calvinistic Methodist Church.....	1	1	555	1	225	330	1	1	1	30,000	
United Presbyterian Church of North America.....	3	3	523	3	208	315	2	1	2	66,000	
Protestant Episcopal Church.....	6	6	2,076	5	724	1,197	6	6	6	342,148	
Reformed bodies:											
Reformed Church in the United States.....	1	1	262	1	92	170	1	1	1	17,500	
Hungarian Reformed Church in America.....	1	1	165	1	100	65	1	1	1	10,000	
Roman Catholic Church.....	19	19	31,948	17	15,251	14,797	19	19	19	813,000	
Spiritualists:											
Spiritualists (National Spiritualists' Association).....	4	4	336	4	135	201	1	3	1	35,000	
United Brethren bodies:											
Church of the United Brethren in Christ.....	8	8	1,853	5	523	719	8	8	8	97,800	
United Evangelical Church.....	3	3	664	3	250	414	3	3	3	49,000	
Universalists.....	1	1	174	1	51	123	1	1	1	30,000	
Volunteers of America.....	2	2	539	2	500	39	1	1	1	50,750	
All other denominations.....	14	14	577	12	223	304	7	5	7	50,750	
COUNCIL BLUFFS, IOWA.....	35	35	10,328	32	3,963	5,524	32	3	34	513,600	
Adventist bodies:											
Seventh-day Adventist Denomination.....	1	1	72	1	20	52	1	1	1	4,500	
Baptist bodies:											
Baptists—											
Northern Baptist Convention.....	3	3	520	3	126	394	3	3	3	40,000	
National Baptist Convention.....	1	1	105	1	25	80	1	1	1	2,500	
Brethren, German Baptist (Dunkers):											
Church of the Brethren (Conservative Dunkers).....	1	1	66	1	21	45	1	1	1	2,900	
Congregational Churches.....	2	2	470	2	183	287	2	2	2	44,000	
Disciples of Christ.....	1	1	780	1	39	79	1	1	1	25,000	
Evangelical Association.....	1	1	140	1	61	79	1	1	1	8,500	
German Evangelical Synod of North America.....	1	1	91	1	39	52	1	1	1	6,000	
Jewish congregations.....	1	1	50	1	25	25	1	1	1	6,000	
Latter Day Saints:											
Church of Jesus Christ of Latter Day Saints.....	1	1	107	1	36	71	1	1	1	10,000	
Reorganized Church of Jesus Christ of Latter Day Saints.....	1	1	411	1	149	262	1	1	1	10,000	
Lutheran bodies:											
General Synod of the Evangelical Lutheran Church in the United States of America.....	1	1	150	1	67	83	1	1	1	57,000	
General Council of the Evangelical Lutheran Church in North America.....	1	1	80	1	36	44	1	1	1	6,500	
Evangelical Lutheran Synodical Conference of America.....	1	1	130	1	55	75	1	1	1	4,000	
United Danish Evangelical Lutheran Church in America.....	1	1	251	1	113	138	1	3	1	6,000	
Methodist bodies:											
Methodist Episcopal Church.....	4	4	1,598	4	703	895	4	4	4	77,000	
African Methodist Episcopal Church.....	1	1	50	1	20	30	1	1	1	3,500	
Presbyterian bodies:											
Presbyterian Church in the United States of America.....	3	3	1,230	3	493	737	3	3	3	53,000	
Protestant Episcopal Church.....	2	2	455	1	183	212	2	2	2	62,000	
Roman Catholic Church.....	3	3	3,489	3	1,588	1,901	3	3	3	95,000	
All other denominations.....	4	4	83	3	20	62	2	2	2	3,200	
COVINGTON, KY.....	42	42	27,073	34	10,579	12,563	37	4	37	1,606,600	
Baptist bodies:											
Baptists—											
Southern Baptist Convention.....	5	5	1,939	1	150	224	5	5	5	118,500	
National Baptist Convention.....	2	2	900	2	425	475	2	2	2	29,000	
Disciples of Christ.....	3	3	2,068	2	556	987	3	3	3	103,000	
German Evangelical Synod of North America.....	1	1	130	1	60	70	1	1	1	9,000	
Methodist bodies:											
Methodist Episcopal Church.....	6	6	1,667	5	557	828	6	6	6	141,500	
Methodist Episcopal Church, South.....	2	2	617	2	219	398	2	2	2	59,500	
African Methodist Episcopal Church.....	1	1	133	1	58	75	1	1	1	2,200	
Colored Methodist Episcopal Church.....	2	2	180	2	80	100	2	2	2	3,600	
Presbyterian bodies:											
Presbyterian Church in the United States of America.....	1	1	534	1	203	331	1	1	1	85,000	
Presbyterian Church in the United States.....	1	1	321	1	102	219	1	1	1	40,000	
Protestant Episcopal Church.....	2	2	455	2	147	308	2	2	2	47,300	
Reformed bodies:											
Reformed Church in the United States.....	1	1	209	1	96	113	1	1	1	10,000	
Roman Catholic Church.....	9	9	17,780	8	7,966	8,464	9	9	9	947,000	
All other denominations.....	6	6	140	6	56	84	2	4	2	21,000	
DALLAS, TEX.....	140	140	52,429	126	19,955	29,634	125	12	128	3,506,835	
Baptist bodies:											
Baptists—											
Southern Baptist Convention.....	18	18	8,093	16	2,985	4,721	17	17	18	682,775	
National Baptist Convention.....	20	20	10,317	20	3,766	6,551	16	4	16	190,100	
Churches of Christ.....	8	8	997	8	416	581	6	2	6	35,200	
Churches of the Living God:											
Church of the Living God, Christian Workers for Fellowship.....	1	1	1,500	1	700	800	1	1	1	6,000	
Church of the Living God, Christian Workers for Fellowship.....	6	6	791	6	331	460	6	6	6	52,000	
Congregational Churches.....	11	11	3,122	6	1,063	1,544	11	11	7	268,200	
Disciples of Christ.....	1	1	140	1	68	72	1	1	1	15,000	
German Evangelical Synod of North America.....	2	2	525	2	242	283	2	2	1	3,000	
Independent churches.....	2	2	750	1	250	250	1	1	2	22,500	
Jewish congregations.....	2	2	750	1	250	250	1	1	1	22,500	
Lutheran bodies:											
Evangelical Lutheran Synodical Conference of America.....	2	2	403	2	160	243	2	2	2	16,500	

GENERAL TABLES.

IN 1910, 25,000 INHABITANTS OR MORE, BY DENOMINATIONS: 1916—Continued.

DENOMINATION.	Total number of organizations.	DEBT ON CHURCH PROPERTY.		PARSONAGES.		EXPENDITURES FOR YEAR.		SUNDAY SCHOOLS CONDUCTED BY CHURCH ORGANIZATIONS.			
		Number of organizations reporting.	Amount of debt reported.	Number of organizations reporting.	Value of parsonages reported.	Number of organizations reporting.	Amount reported.	Number of organizations reporting.	Number of Sunday schools reported.	Number of officers and teachers.	Number of scholars.
COLUMBUS, OHIO—Continued.											
Presbyterian bodies:											
Presbyterian Church in the United States of America.....	13	8	\$128,900	4	\$20,000	13	\$195,265	13	14	394	5,167
Welsh Calvinistic Methodist Church.....	1					1	4,858	1	1	31	332
United Presbyterian Church of North America.....	3	1	10,000	1	4,000	3	9,941	3	3	39	439
Protestant Episcopal Church.....	6	3	15,700	2	9,000	6	35,376	6	6	72	621
Reformed bodies:											
Reformed Church in the United States.....	1	1	150	1	3,750	1	4,400	1	1	18	191
Hungarian Reformed Church in America.....	1	1	4,500			1	675	1	2	2	30
Roman Catholic Church.....	19	11	68,030	16	81,650	17	70,195	16	16	100	3,826
Spiritualists:											
Spiritualists (National Spiritualists' Association).....	4	1	1,400			3	1,385	1	1	12	70
United Brethren bodies:											
Church of the United Brethren in Christ.....	8	2	27,400	4	16,000	8	20,567	8	8	152	1,883
United Evangelical Church.....	3	3	21,700	3	11,700	3	11,278	3	3	73	873
Universalists.....	1					1	2,850	1	1	12	140
Volunteers of America.....	2					1	17,831				
All other denominations.....	14	4	19,286	2	6,000	12	17,006	12	12	84	568
COUNCIL BLUFFS, IOWA.....	35	12	45,636	21	86,700	34	98,385	33	37	508	6,044
Adventist bodies:											
Seventh-day Adventist Denomination.....	1	1	1,500			1	1,708	1	1	11	65
Baptist bodies:											
Baptists—											
Northern Baptist Convention.....	3					3	6,923	3	3	54	313
National Baptist Convention.....	1					1	1,147	1	1	6	40
Brethren, German Baptist* (Dunkers):											
Church of the Brethren (Conservative Dunkers).....	1	1	600	1	600	1	1,035	1	1	10	75
Congregational Churches.....	2					2	4,704	2	2	29	250
Disciples of Christ.....	1	1	5,000	1	10,000	1	4,000	1	1	21	500
Evangelical Association.....	1	1	94	1	4,500	1	1,700	1	1	17	133
German Evangelical Synod of North America.....	1	1	1,000	1	2,000	1	1,840	1	1	5	46
Jewish congregations.....	1					1	500	1	1	9	42
Latter Day Saints:											
Church of Jesus Christ of Latter Day Saints.....	1					1	329	1	1	10	75
Reorganized Church of Jesus Christ of Latter Day Saints.....	1					1	1,263	1	2	31	256
Lutheran bodies:											
General Synod of the Evangelical Lutheran Church in the United States of America.....	1	1	7,000	1	3,000	1	1,600	1	1	13	150
General Council of the Evangelical Lutheran Church in North America.....	1			1	3,500	1	1,494	1	1	6	40
Evangelical Lutheran Synodical Conference of America.....	1			1	1,500	1	1,258	1	1	2	34
United Danish Evangelical Lutheran Church in America.....	1			1	4,000	1	1,509	1	3	20	119
Methodist bodies:											
Methodist Episcopal Church.....	4	1	3,000	4	12,000	4	18,299	4	4	128	1,837
African Methodist Episcopal Church.....	1			1	900	1	670	1	1	5	35
Presbyterian bodies:											
Presbyterian Church in the United States of America.....	3	1	1,000	3	14,500	3	21,200	3	4	83	1,085
Protestant Episcopal Church.....	2	1	7,000	1	10,000	2	4,951	2	2	15	137
Roman Catholic Church.....	3	2	18,867	3	19,000	3	20,288	3	3	23	767
All other denominations.....	4	1	575	1	1,200	3	2,027	2	2	10	45
COVINGTON, KY.....	42	11	68,150	18	104,400	39	298,013	41	43	663	11,419
Baptist bodies:											
Baptists—											
Southern Baptist Convention.....	5	1	8,000	1	4,000	5	20,019	5	5	162	1,981
National Baptist Convention.....	2					2	2,200	2	2	18	325
Disciples of Christ.....	3	1	2,000	1	2,000	3	14,420	3	3	81	1,775
German Evangelical Synod of North America.....	1	1	1,800	1	3,000	1	4,300	1	1	10	170
Methodist bodies:											
Methodist Episcopal Church.....	6	2	300	4	22,000	6	22,000	6	6	152	1,703
Methodist Episcopal Church, South.....	2	1	2,000	1	6,000	2	8,118	2	2	48	686
African Methodist Episcopal Church.....	1				800	1	1,487	1	1	7	73
Colored Methodist Episcopal Church.....	2					2	1,902	2	2	24	187
Presbyterian bodies:											
Presbyterian Church in the United States of America.....	1					1	9,507	1	2	23	628
Presbyterian Church in the United States.....	1			1	4,600	1	9,822	1	1	14	245
Protestant Episcopal Church.....	2					2	6,798	2	2	19	180
Reformed bodies:											
Reformed Church in the United States.....	1					1	1,892	1	1	16	315
Roman Catholic Church.....	9	3	46,800	8	62,000	8	192,259	9	10	68	3,052
All other denominations.....	6	2	7,250			4	3,289	5	5	21	99
DALLAS, TEX.....	140	60	526,069	36	160,550	129	897,527	130	137	2,776	34,204
Baptist bodies:											
Baptists—											
Southern Baptist Convention.....	18	11	135,061	1	5,000	18	190,716	18	19	785	9,713
National Baptist Convention.....	20	9	14,836	1	500	20	26,671	20	20	244	2,784
Churches of Christ.....	8	3	2,550			4	9,217	7	7	44	624
Churches of the Living God:											
Church of the Living God, Christian Workers for Fellowship.....	1					1	1,500	1	1	8	75
Church of the Living God, Christian Workers for Fellowship.....	6	1	445	2	10,000	6	18,303	6	8	103	1,076
Congregational Churches.....	11	5	38,200			7	57,275	11	11	232	2,812
Disciples of Christ.....	1	1	3,500	1	1,000	1	1,152	1	1	4	45
German Evangelical Synod of North America.....	2					2	4,078	1	1	11	150
Independent churches.....	2	1	6,000			2	5,575	1	2	16	176
Jewish congregations.....	2										
Lutheran bodies:											
Evangelical Lutheran Synodical Conference of America.....	2	1	1,856	2	7,000	2	4,356	2	2	12	171

RELIGIOUS BODIES.

TABLE 66.—STATISTICS OF RELIGIOUS BODIES IN EACH CITY HAVING,

DENOMINATION.	Total number of organizations.	MEMBERS.					PLACES OF WORSHIP.			VALUE OF CHURCH PROPERTY.	
		Number of organizations reporting.	Total number reported.	Sex.		Number of organizations reporting—		Number of church edifices reported.	Number of organizations reporting.	Value reported.	
				Number of organizations reporting.	Male.	Female.	Church edifices.				Halls, etc.
DALLAS, TEX.—Continued.											
Methodist bodies:											
Methodist Episcopal Church.....	7	7	1,283	7	506	777	7	7	7	
Methodist Episcopal Church, South.....	16	16	7,951	14	2,844	4,535	14	2	15	14	
African Methodist Episcopal Church.....	4	4	993	4	421	572	4	4	4	
Colored Methodist Episcopal Church.....	7	7	1,090	7	420	670	6	1	6	6	
Pentecostal Church of the Nazarene.....	1	1	104	1	35	69	1	1	1	
Presbyterian bodies:											
Presbyterian Church in the United States of America.....	5	5	2,228	5	900	1,328	5	5	5	
Presbyterian Church in the United States.....	6	6	2,655	6	1,193	1,462	5	1	6	5	
Protestant Episcopal Church.....	5	5	1,848	5	754	1,094	6	5	5	
Roman Catholic Church.....	8	8	6,933	6	2,780	3,375	8	8	8	
Unitarians.....	1	1	300	1	1	1	
All other denominations.....	9	9	406	8	121	247	6	1	6	6	
DANVILLE, ILL.....	49	49	11,792	43	3,363	5,189	44	3	46	44	
Baptist bodies:											
Baptists—											
Northern Baptist Convention.....	4	4	745	4	251	494	4	4	4	
National Baptist Convention.....	5	5	427	5	167	260	5	5	5	
Churches of Christ.....	1	1	88	1	38	60	1	1	1	
Congregational Churches.....	2	2	248	2	96	152	2	2	2	
Disciples of Christ.....	4	4	1,545	3	318	547	3	4	3	
German Evangelical Synod of North America.....	1	1	235	1	110	125	1	1	1	
Jewish congregations.....	1	1	65	1	25	40	1	1	1	
Lutheran bodies:											
General Council of the Evangelical Lutheran Church in North America.....	1	1	56	1	25	31	1	1	1	
Evangelical Lutheran Synodical Conference of America.....	2	2	1,230	1	285	305	2	2	2	
Methodist bodies:											
Methodist Episcopal Church.....	7	7	2,512	6	915	1,490	7	7	7	
Free Methodist Church of North America.....	1	1	61	1	18	43	1	1	1	
African Methodist Episcopal Church.....	1	1	144	1	50	94	1	1	1	
Colored Methodist Episcopal Church.....	1	1	80	1	35	45	1	1	1	
Pentecostal Church of the Nazarene.....	1	1	89	1	60	29	1	1	1	
Presbyterian bodies:											
Presbyterian Church in the United States of America.....	5	5	1,350	4	352	702	5	5	5	
Protestant Episcopal Church.....	1	1	156	1	52	104	1	1	1	
Roman Catholic Church.....	3	3	2,244	2	386	458	3	3	3	
Salvation Army.....	1	1	52	1	25	27	
United Brethren bodies:											
Church of the United Brethren in Christ.....	4	4	383	3	122	204	4	4	4	
All other denominations.....	3	3	82	3	33	49	3	
DAVENPORT, IOWA.....	39	38	14,608	36	6,032	7,968	31	6	37	32	
Adventist bodies:											
Seventh-day Adventist Denomination.....	1	1	73	1	18	55	1	1	1	
Baptist bodies:											
Baptists—											
Northern Baptist Convention.....	2	2	623	2	209	414	2	4	2	
National Baptist Convention.....	1	1	120	1	30	90	1	1	1	
Congregational Churches.....	2	2	627	2	219	408	2	3	2	
Disciples of Christ.....	1	1	965	1	445	520	1	1	1	
Jewish congregations.....	2	1	300	1	127	173	2	2	2	
Latter Day Saints:											
Church of Jesus Christ of Latter Day Saints.....	1	1	102	1	43	59	1	
Reorganized Church of Jesus Christ of Latter Day Saints.....	1	1	64	1	28	36	1	1	1	
Lutheran bodies:											
General Synod of the Evangelical Lutheran Church in the United States of America.....	1	1	225	1	100	125	1	1	1	
General Council of the Evangelical Lutheran Church in North America.....	1	1	102	1	44	58	1	1	1	
Evangelical Lutheran Synodical Conference of America.....	2	2	560	2	250	310	2	2	2	
Evangelical Lutheran Synod of Iowa and Other States.....	1	1	248	1	89	159	1	2	1	
United Danish Evangelical Lutheran Church in America.....	1	1	64	1	25	39	1	1	1	
Methodist bodies:											
Methodist Episcopal Church.....	1	1	1,207	1	500	707	1	2	1	
African Methodist Episcopal Church.....	1	1	100	1	35	65	1	1	1	
Presbyterian bodies:											
Presbyterian Church in the United States of America.....	3	3	1,095	3	420	675	3	4	3	
Presbyterian Church of North America.....	1	1	87	1	33	54	1	1	1	
United Presbyterian Church of North America.....	2	2	581	2	169	412	2	2	2	
Protestant Episcopal Church.....	7	7	7,080	6	3,130	3,350	6	6	6	
Roman Catholic Church.....	
Salvation Army.....	1	1	63	1	33	30	
Spiritualists:											
Spiritualists (National Spiritualists' Association).....	2	2	83	2	28	55	2	
Spiritualists.....	1	1	205	1	50	165	1	1	1	
Unitarians.....	3	3	34	2	7	19	3	
All other denominations.....	250	
DAYTON, OHIO.....	132	130	64,735	117	25,901	33,232	122	8	127	121	
Baptist bodies:											
Baptists—											
Northern Baptist Convention.....	12	12	3,802	10	1,347	2,015	12	13	12	
National Baptist Convention.....	5	5	1,881	6	723	1,158	5	5	5	
Brethren, German Baptist (Dunkers):											
Church of the Brethren (Conservative Dunkers).....	2	2	353	2	169	184	2	2	2	
The Brethren Church (Progressive Dunkers).....	2	2	880	2	352	528	2	2	2	
Christian Church (American Christian Convention).....	3	3	495	2	175	300	3	3	3	

GENERAL TABLES.

IN 1910, 25,000 INHABITANTS OR MORE, BY DENOMINATIONS: 1916—Continued.

DENOMINATION.	Total number of organizations	DEBT ON CHURCH PROPERTY.		PARSONAGES.		EXPENDITURES FOR YEAR.		SUNDAY SCHOOLS CONDUCTED BY CHURCH ORGANIZATIONS.			
		Number of organizations reporting.	Amount of debt reported.	Number of organizations reporting.	Value of parsonages reported.	Number of organizations reporting.	Amount reported.	Number of organizations reporting.	Number of Sunday schools reported.	Number of officers and teachers.	Number of scholars.
DALLAS, TEX.—Continued.											
Methodist bodies:											
Methodist Episcopal Church.....	7	2	\$12,000	5	\$22,500	7	\$13,273	5	5	91	976
Methodist Episcopal Church, South.....	16	10	172,211	4	31,000	16	111,638	15	15	471	7,827
African Methodist Episcopal Church.....	4			3	7,000	4	5,850	4	4	52	344
Colored Methodist Episcopal Church.....	7	4	1,735	3	4,950	7	9,407	7	7	60	490
Pentecostal Church of the Nazarene.....	1	1	50			1	2,800	1	1	9	125
Presbyterian bodies:											
Presbyterian Church in the United States of America.....	5	3	64,000	1	3,000	5	275,831	5	6	200	2,237
Presbyterian Church in the United States.....	6	3	41,000	2	28,000	6	82,521	6	7	238	2,287
Protestant Episcopal Church.....	5	2	2,525	4	15,500	5	27,801	5	6	79	721
Roman Catholic Church.....	8	2	28,800	6	23,600	6	32,325	7	7	37	1,074
Unitarians.....	1					1	4,900	1	1	6	30
All other denominations.....	9	1	1,300	1	1,500	8	12,338	6	6	74	458
DANVILLE, ILL.....	49	20	51,420	25	125,600	46	175,137	43	46	676	6,199
Baptist bodies:											
Baptists—											
Northern Baptist Convention.....	4	3	11,350	1	2,500	4	36,888	4	6	56	576
National Baptist Convention.....	5	2	1,600			5	3,731	4	4	27	187
Churches of Christ.....	1							1	1	6	60
Congregational Churches.....	2	1	235			2	829	2	2	33	347
Disciples of Christ.....	4	1	6,000	2	8,000	3	6,304	4	5	104	919
German Evangelical Synod of North America.....	1	1	6,500	1	10,000	1	25,350	1	1	8	60
Jewish congregations.....	1					1	1,000	1	1	3	30
Lutheran bodies:											
General Council of the Evangelical Lutheran Church in North America.....	1			1	4,200	1	887	1	1	5	23
Evangelical Lutheran Synodical Conference of America.....	2			2	12,500	2	12,250				
Methodist bodies:											
Methodist Episcopal Church.....	7	3	3,610	5	30,000	7	34,307	7	7	172	1,804
Free Methodist Church of North America.....	1			1	2,000	1	1,036	1	1	15	75
African Methodist Episcopal Church.....	1	1	125	1	500	1	1,776	1	1	11	58
Colored Methodist Episcopal Church.....	1	1	600			1	610	1	1	7	35
Pentecostal Church of the Nazarene.....	1	1	4,000					1	1	8	60
Presbyterian bodies:											
Presbyterian Church in the United States of America.....	5	2	2,700	5	28,000	5	18,147	5	5	143	1,359
Protestant Episcopal Church.....	1	1	300			1	3,007	1	1	11	58
Roman Catholic Church.....	3	2	14,100	3	22,000	3	22,659	1	1	4	47
Salvation Army.....	1					1	1,229	1	1	5	63
United Brethren bodies:											
Church of the United Brethren in Christ.....	4	1	300	3	5,900	4	3,739	4	4	46	377
All other denominations.....	3					3	1,388	2	2	12	61
DAVENPORT, IOWA.....	39	13	109,846	21	109,100	35	194,320	32	39	527	7,286
Adventist bodies:											
Seventh-day Adventist Denomination.....	1	1	375			1	1,941	1	1	13	89
Baptist bodies:											
Baptists—											
Northern Baptist Convention.....	2			2	8,800	2	7,758	2	4	62	731
National Baptist Convention.....	1			1	4,000	1	1,272	1	1	8	75
Congregational Churches.....	2	1	5,000	2	9,500	2	10,888	2	3	70	648
Disciples of Christ.....	1	1	19,000	1	7,000	1	3,022	1	1	36	580
Jewish congregations.....	2					1	3,500	1	1	11	92
Latter Day Saints:											
Church of Jesus Christ of Latter Day Saints.....	1					1	150	1	1	7	45
Reorganized Church of Jesus Christ of Latter Day Saints.....	1					1	35	1	1	9	38
Lutheran bodies:											
General Synod of the Evangelical Lutheran Church in the United States of America.....	1			1	5,000	1	3,900	1	1	23	300
General Council of Evangelical Lutheran Church in North America.....	1			1	4,000	1	1,255	1	1	10	48
Evangelical Lutheran Synodical Conference of America.....	2	1	600	2	5,000	2	15,150	2	2	14	225
Evangelical Lutheran Synod of Iowa and Other States.....	1	1	1,200	1	3,500	1	1,550	1	1	12	120
United Danish Evangelical Lutheran Church in America.....	1	1	700	1	2,000	1	590	1	1	1	5
Methodist bodies:											
Methodist Episcopal Church.....	1			1	12,000	1	22,652	1	2	60	1,050
African Methodist Episcopal Church.....	1	1	1,300			1	1,674	1	1	11	50
Presbyterian bodies:											
Presbyterian Church in the United States of America.....	3	1	3,000	2	18,000	3	24,204	3	3	87	1,385
United Presbyterian Church of North America.....	1	1	436	1	3,800	1	1,005	1	1	14	150
Protestant Episcopal Church.....	2			1	2,500	2	30,838	2	2	27	277
Roman Catholic Church.....	7	4	78,235	4	24,000	5	54,731	6	9	31	1,222
Salvation Army.....	1			4		1	2,384	1	1	8	58
Spiritualists:											
Spiritualists (National Spiritualists' Association).....	2					2	415				
Unitarians.....	1					1	4,574	1	1	13	98
All other denominations.....	3					2	782				
DAYTON, OHIO.....	132	65	394,796	51	309,650	126	645,900	121	129	2,567	32,533
Baptist bodies:											
Baptists—											
Northern Baptist Convention.....	12	4	17,100	2	8,400	12	88,268	12	13	327	3,869
National Baptist Convention.....	5	4	7,200			5	6,673	5	5	45	571
Brethren, German Baptist (Dunkers).....	2					2	1,349	2	2	38	325
Church of the Brethren (Conservative Dunkers).....	2	1	23,000			2	8,583	2	2	50	962
The Brethren Church (Progressive Dunkers).....	2					2	8,210	2	2	53	364
Christian Church (American Christian Convention).....	3	2	8,100	1	2,850	3					

RELIGIOUS BODIES.

TABLE 66.—STATISTICS OF RELIGIOUS BODIES IN EACH CITY HAVING,

DENOMINATION.	Total number of organizations.	MEMBERS.					PLACES OF WORSHIP.			VALUE OF CHURCH PROPERTY.	
		Number of organizations reporting.	Total number reported.	Sex.		Number of organizations reporting—		Number of church edifices reported.	Number of organizations reporting.	Value reported.	
				Male.	Female.	Church edifices.	Halls, etc.				
DAYTON, OHIO—Continued.											
Churches of the Living God:											
Church of the Living God, Christian Workers for Fellowship.	1	1	150	1	75	75	1	1	1	\$1,500	
Disciples of Christ.	5	5	1,179	4	493	641	5	5	4	57,500	
Evangelical Association.	2	2	604	2	236	368	2	2	2	45,000	
Friends:											
Society of Friends (Orthodox).	1	1	150	1	70	80	1	1	1	4,700	
German Evangelical Synod of North America.	2	2	2,275	2	992	1,283	2	2	2	160,000	
Jewish congregations.	2	2	1,350	1	600	400	1	1	1	50,000	
Latter Day Saints:											
Church of Jesus Christ of Latter Day Saints.	1	1	307	1	150	157	1	1	1	525	
Lutheran bodies:											
General Synod of the Evangelical Lutheran Church in the United States of America.	5	5	1,886	4	330	609	5	5	5	262,000	
General Council of the Evangelical Lutheran Church in North America.	1	1	330	1	134	196	1	1	1	35,000	
Evangelical Lutheran Joint Synod of Ohio and Other States.	5	5	2,895	3	365	890	5	5	5	107,500	
Methodist bodies:											
Methodist Episcopal Church.	13	11	5,044	11	2,018	3,028	13	13	13	362,131	
Wesleyan Methodist Connection of America.	1	1	250	1	70	180	1	2	1	8,000	
African Methodist Episcopal Church.	3	3	423	3	205	223	3	3	3	32,400	
Pentecostal Church of the Nazarene.	1	1	122	1	52	70	1	1	1	10,000	
Presbyterian bodies:											
Presbyterian Church in the United States of America.	7	7	3,325	7	1,165	2,160	7	8	7	541,000	
United Presbyterian Church of North America.	3	3	566	3	231	335	3	3	3	70,000	
Protestant Episcopal Church.	4	4	1,507	2	228	330	4	4	4	116,870	
Reformed bodies:											
Reformed Church in the United States.	8	8	2,801	7	924	1,213	7	7	7	251,300	
Roman Catholic Church.	16	16	26,923	16	12,884	14,039	16	17	16	794,480	
Unitarians.	1	1	124	1	59	65	1	1	1	20,000	
United Brethren bodies:											
Church of the United Brethren in Christ.	12	12	4,827	11	1,683	2,610	12	13	12	340,000	
All other denominations.	14	14	481	13	173	295	6	8	6	14,650	
DECATUR, ILL.	37	37	16,084	34	6,232	7,453	34	1	36	1,027,511	
Adventist bodies:											
Seventh-day Adventist Denomination.	1	1	47	1	11	36	1	1	1	4,000	
Baptist bodies:											
Baptists—											
Northern Baptist Convention.	3	3	1,538	2	438	831	3	3	3	79,811	
National Baptist Convention.	1	1	184	1	71	113	1	1	1	4,000	
Brethren, German Baptist (Dunkers):											
Church of the Brethren (Conservative Dunkers).	1	1	124	1	53	71	1	1	1	6,000	
Churches of God in North America, General Eldership of the.	1	1	130				1	1	1	20,000	
Churches of the Living God:											
Church of the Living God, Christian Workers for Fellowship.	1	1	75	1	35	40	1	1	1	2,000	
Congregational Churches.	1	1	301	1	100	201	1	1	1	40,000	
Disciples of Christ.	3	3	1,742	3	856	886	3	3	3	97,000	
Lutheran bodies:											
General Council of the Evangelical Lutheran Church in North America.	1	1	230	1	87	143	1	1	1	30,000	
Evangelical Lutheran Synodical Conference of America.	2	2	1,710	2	810	900	2	2	2	35,000	
Methodist bodies:											
Methodist Episcopal Church.	5	5	3,747	5	2,054	1,693	5	8	5	201,000	
Free Methodist Church of North America.	1	1	81	1	33	48	1	2	1	6,800	
African Methodist Episcopal Church.	1	1	192	1	56	136	1	1	1	4,000	
Pentecostal Church of the Nazarene.	1	1	102	1	28	74	1	1	1	8,000	
Presbyterian bodies:											
Presbyterian Church in the United States of America.	5	5	1,955	5	795	1,160	5	5	5	151,800	
Protestant Episcopal Church.	1	1	159	1	46	113	1	1	1	31,000	
Roman Catholic Church.	2	2	2,800	1	375	425	2	2	2	256,000	
Salvation Army.	1	1	64	1	15	49					
Spiritualists:											
Spiritualists (National Spiritualists' Association).	2	2	141	2	63	78		1			
United Brethren bodies:											
Church of the United Brethren in Christ.	3	3	762	3	306	456	3	3	3	51,100	
DENVER, COLO.	199	189	71,847	178	28,193	36,116	168	17	170	166	4,137,957
Adventist bodies:											
Seventh-day Adventist Denomination.	6	6	611	8	163	448	5	1	5	5	15,450
Baptist bodies:											
Baptists—											
Northern Baptist Convention.	14	14	4,438	14	1,795	2,643	13	1	14	13	269,150
National Baptist Convention.	3	3	1,256	3	491	765	3	3	3	69,000	
Buddhists:											
Japanese temples.	1	1	911	1	873	38	1	1	1	2,000	
Congregational Churches.	18	18	3,768	18	1,411	2,357	18	18	18	317,050	
Disciples of Christ.	6	6	2,467	8	787	1,680	6	6	6	157,500	
Eastern Orthodox Churches:											
Greek Orthodox Church (Hellenic).	1	1	150	1	130	20	1	1	1	5,000	
Russian Orthodox Church.	1	1	450	1	232	218	1	1	1	4,500	
Evangelistic associations:											
Pillar of Fire.	1	1	100	1	40	60	1	1	1	75,000	
Friends:											
Society of Friends (Orthodox).	1	1	121	1	51	70	1	1	1	1,500	
German Evangelical Synod of North America.	2	2	620	2	246	374	2	2	2	10,000	
Jewish congregations.	12	2	2,000	2	1,000	1,000	2	2	2	74,000	

GENERAL TABLES.

391

IN 1910, 25,000 INHABITANTS OR MORE, BY DENOMINATIONS: 1910—Continued.

DENOMINATION.	Total number of organizations.	DEBT ON CHURCH PROPERTY.		PARSONAGES.		EXPENDITURES FOR YEAR.		SUNDAY SCHOOLS CONDUCTED BY CHURCH ORGANIZATIONS.			
		Number of organizations reporting.	Amount of debt reported.	Number of organizations reporting.	Value of parsonages reported.	Number of organizations reporting.	Amount reported.	Number of organizations reporting.	Number of Sunday schools reported.	Number of officers and teachers.	Number of scholars.
DAYTON, OHIO—Continued.											
Churches of the Living God:											
Church of the Living God, Christian Workers for Fellowship.	1					1	\$300	1	1	4	25
Disciples of Christ.	5	2	\$4,500			4	9,977	5	5	88	1,128
Evangelical Association.	2			1	\$3,000	2	8,833	2	2	79	787
Friends:											
Society of Friends (Orthodox).	1					1	1,000	1	1	8	80
German Evangelical Synod of North America.	2	1	17,400			2	9,339	2	2	89	1,109
Jewish congregations.	2					2	8,500	1	1	11	175
Latter Day Saints:											
Church of Jesus Christ of Latter Day Saints.	1					1	120	1	1	3	17
Lutheran bodies:											
General Synod of the Evangelical Lutheran Church in the United States of America.	5	3	15,500			5	29,683	5	5	120	1,784
General Council of the Evangelical Lutheran Church in North America.	1	1	600			1	4,050	1	1	20	194
Evangelical Lutheran Joint Synod of Ohio and Other States.	5	4	14,790	3	12,000	5	17,081	5	5	104	1,337
Methodist bodies:											
Methodist Episcopal Church.	13	6	20,436	8	33,000	13	41,809	13	13	373	4,438
Wesleyan Methodist Connection of America.	1	1	3,000	1	1,500	1	350	1	1	15	175
African Methodist Episcopal Church.	3	2	1,350	1	2,000	3	5,547	3	3	24	295
Pentecostal Church of the Nazarene.	1	1	1,882			1	2,100	1	1	15	100
Presbyterian bodies:											
Presbyterian Church in the United States of America.	7	2	17,500	3	33,500	7	59,221	7	8	180	2,257
United Presbyterian Church of North America.	3	2	3,438	2	13,000	3	11,344	3	3	48	530
Protestant Episcopal Church.	4	3	10,000	1	5,000	4	22,868	4	4	46	362
Reformed bodies:											
Reformed Church in the United States.	8	6	26,100	4	28,400	8	29,132	8	8	218	2,403
Roman Catholic Church.	16	8	122,300	13	126,600	16	133,554	13	17	89	3,627
Unitarians.	1	1	13,000			1	3,586	1	1	12	70
United Brethren bodies:											
Church of the United Brethren in Christ.	12	8	64,500	10	38,000	12	64,771	12	14	441	5,150
All other denominations.	14	3	3,100	1	2,400	9	9,667	8	8	67	449
DECATUR, ILL.	37	14	52,825	17	77,100	35	157,472	32	37	873	10,014
Adventist bodies:											
Seventh-day Adventist Denomination.	1	1	400			1	1,819	1	1	10	40
Baptist bodies:											
Baptists—											
Northern Baptist Convention.	3	1	600			3	8,843	3	6	109	1,140
National Baptist Convention.	1					1	1,194	1	1	15	70
Brethren, German Baptist (Dunkers):											
Church of the Brethren (Conservative Dunkers).	1					1	700	1	1	20	125
Churches of God in North America, General Eldership of the.	1			1	2,500			1	1	20	130
Churches of the Living God:											
Church of the Living God, Christian Workers for Fellowship.	1	1	900			1	1,185	1	1	6	34
Congregational Churches.	1			1	7,000	1	5,075	1	1	20	170
Disciples of Christ.	3	1	8,000	1	8,000	3	8,895	3	3	80	775
Lutheran bodies:											
General Council of the Evangelical Lutheran Church in North America.	1			1	5,000	1	3,490	1	1	21	320
Evangelical Lutheran Synodical Conference of America.	2	1	2,500	2	10,500	2	13,293				
Methodist bodies:											
Methodist Episcopal Church.	5	1	4,500	4	17,600	5	34,735	5	5	277	3,709
Free Methodist Church of North America.	1	1	1,200			1	1,419	1	2	21	250
African Methodist Episcopal Church.	1	1	300	1	1,500	1	1,991	1	1	22	131
Pentecostal Church of the Nazarene.	1		3,400			1	2,464	1	2	16	200
Presbyterian bodies:											
Presbyterian Church in the United States of America.	5	1	1,000	1	6,000	4	45,235	4	4	157	1,557
Protestant Episcopal Church.	1			1	5,000	1	3,233	1	1	5	60
Roman Catholic Church.	2	1	22,000	2	11,000	2	15,900	2	2	12	556
Salvation Army.	1					1	2,454	1	1	13	95
Spiritualists:											
Spiritualists (National Spiritualists' Association).	2					2	92				
United Brethren bodies:											
Church of the United Brethren in Christ.	3	3	8,025	2	3,000	3	5,455	3	3	49	652
DENVER, COLO.	199	93	625,550	65	326,700	183	801,289	176	187	3,076	32,986
Adventist bodies:											
Seventh-day Adventist Denomination.	6	4	3,890			6	11,696	5	5	70	404
Baptist bodies:											
Baptists—											
Northern Baptist Convention.	14	9	31,180	1	3,000	14	65,222	14	14	321	3,085
National Baptist Convention.	3	3	16,543	2	5,500	3	9,952	3	3	52	509
Buddhists:											
Japanese temples.	1					1	3,000	1	1	3	6
Congregational Churches.	18	11	22,047	8	26,400	18	61,309	18	19	375	3,361
Disciples of Christ.	6	2	10,500	2	2,700	6	22,561	6	6	151	2,050
Eastern Orthodox Churches:											
Greek Orthodox Church (Hellenic).	1					1	1,914				
Russian Orthodox Church.	1	1	1,200	1	2,500	1	2,055	1	1	1	40
Evangelistic associations:											
Pillar of Fire.	1	1	8,000			1	3,200	1	1	20	125
Friends:											
Society of Friends (Orthodox).	1	1	300			1	750	1	1	14	61
German Evangelical Synod of North America.	2	1	2,000	2	1,500	2	3,473	2	2	18	178
Jewish congregations.	12	1	6,000			2	24,434	2	4	56	351

RELIGIOUS BODIES.

TABLE 66.—STATISTICS OF RELIGIOUS BODIES IN EACH CITY HAVING,

DENOMINATION.	Total number of organizations	MEMBERS.					PLACES OF WORSHIP.			VALUE OF CHURCH PROPERTY.	
		Number of organizations reporting.	Total number reported.	Sex.		Number of organizations reporting—		Number of church edifices reported.	Number of organizations reporting.	Value reported.	
				Number of organizations reporting.	Male.	Female.	Church edifices.				Halls, etc.
DENVER, COLO.—Continued.											
Latter Day Saints:											
Church of Jesus Christ of Latter Day Saints.....	1	1	274	1	123	151	1	1	1	\$8,050	
Reorganized Church of Jesus Christ of Latter Day Saints...	2	2	334	2	139	195	1	1	1	8,500	
Lutheran bodies:											
General Synod of the Evangelical Lutheran Church in the United States of America.....	4	4	870	4	340	530	3	1	3	45,000	
General Council of the Evangelical Lutheran Church in North America.....	2	2	741	2	291	450	2	2	2	65,000	
Evangelical Lutheran Synodical Conference of America.....	2	2	688	2	278	410	2	2	2	51,000	
Evangelical Lutheran Joint Synod of Ohio and Other States.....	1	1	460	1	221	239	1	1	1	2,000	
United Danish Evangelical Lutheran Church in America.....	1	1	119	1	56	63	1	1	1	15,000	
Methodist bodies:											
Methodist Episcopal Church.....	30	30	8,885	26	3,380	4,008	29	1	29	638,350	
Methodist Episcopal Church, South.....	1	1	349	1	153	191	1	1	1	38,000	
Free Methodist Church of North America.....	1	1	105	1	35	70	1	1	1	6,000	
African Methodist Episcopal Church.....	4	4	1,153	4	437	716	4	4	4	53,500	
Presbyterian bodies:											
Presbyterian Church in the United States of America.....	14	14	5,741	13	1,420	2,345	14	14	14	454,000	
Welsh Calvinistic Methodist Church.....	1	1	131	1	53	73	1	1	1	13,500	
United Presbyterian Church of North America.....	2	2	575	2	225	350	2	2	2	66,000	
Protestant Episcopal Church.....	15	15	3,632	15	1,331	2,301	15	15	15	466,457	
Reformed bodies:											
Reformed Church in the United States.....	1	1	153	1	61	92	1	1	1	10,000	
Christian Reformed Church.....	1	1	179	1	84	95	1	1	1	4,500	
Roman Catholic Church.....	19	19	28,772	17	11,723	12,344	19	20	19	1,033,200	
Salvation Army.....	3	3	142	3	81	61					
Scandinavian Evangelical bodies:											
Swedish Evangelical Mission Covenant of America.....	1	1	142				1	1	1	12,000	
Swedish Evangelical Free Church.....	3	3	230	3	93	137	3	3	3	15,000	
Unitarians.....	1	1	230	1	71	158	1	1	1	60,000	
All other denominations.....	23	23	1,050	20	366	501	10	12	10	72,750	
DES MOINES, IOWA.....	112	112	45,904	101	19,108	24,686	103	5	109	99	2,364,900
Adventist bodies:											
Seventh-day Adventist Denomination.....	2	2	182	2	37	145	2	2	2	9,000	
Baptist bodies:											
Baptists—											
Northern Baptist Convention.....	7	7	2,469	6	687	1,248	7	10	7	162,100	
National Baptist Convention.....	3	3	972	3	351	591	3	3	3	43,500	
Brethren, German Baptist (Dunkers):											
Church of the Brethren (Conservative Dunkers).....	1	1	151	1	75	76	1	1	1	12,000	
Brethren, Plymouth:											
Brethren, Plymouth, V.....	1	1	101	1	39	62		1			
Congregational Churches.....	5	5	1,457	5	524	933	5	5	5	197,500	
Disciples of Christ.....	12	12	8,808	7	3,350	4,712	11	12	8	351,900	
Evangelical Association.....	2	2	199	2	71	128	2	2	2	17,750	
Friends:											
Society of Friends (Orthodox).....	1	1	547	1	233	309	1	1	1	20,000	
Jewish congregations.....	5	5	1,045	4	595	430	5	5	5	73,500	
Latter Day Saints:											
Reorganized Church of Jesus Christ of Latter Day Saints...	1	1	502	1	204	298	1	1	1	4,000	
Lutheran bodies:											
General Synod of the Evangelical Lutheran Church in the United States of America.....	2	2	694	2	245	449	2	2	2	65,000	
General Council of the Evangelical Lutheran Church in North America.....	3	3	1,006	3	394	612	3	3	3	71,250	
Norwegian Lutheran Church of America—											
United Norwegian Lutheran Church in America.....	1	1	160	1	80	80	1	1	1	35,000	
Evangelical Lutheran Joint Synod of Ohio and Other States.....	1	1	337	1	142	195	1	1	1	35,000	
Evangelical Lutheran Synod of Iowa and Other States.....	1	1	243	1	162	86	1	1	1	15,000	
Danish Evangelical Lutheran Church in America.....	1	1	125	1	55	70	1	1	1	1,200	
Methodist bodies:											
Methodist Episcopal Church.....	21	21	6,727	20	2,693	3,892	21	21	21	398,000	
African Methodist Episcopal Church.....	2	2	910	2	302	608	2	2	2	36,400	
Presbyterian bodies:											
Presbyterian Church in the United States of America.....	7	7	3,323	6	1,042	1,781	7	8	7	277,000	
United Presbyterian Church of North America.....	3	3	546	3	230	316	3	3	3	41,000	
Protestant Episcopal Church.....	3	3	810	2	242	426	3	4	3	138,450	
Roman Catholic Church.....	7	7	12,531	7	6,421	6,110	7	7	7	184,600	
Salvation Army.....	2	2	105	2	46	59					
Scandinavian Evangelical bodies:											
Swedish Evangelical Mission Covenant of America.....	1	1	310	1	130	180	1	1	1	38,000	
Unitarians.....	1	1	300	1	160	140	1	1	1	50,000	
United Brethren bodies:											
Church of the United Brethren in Christ.....	3	3	640	3	230	360	3	3	3	25,800	
United Evangelical Church.....	1	1	175	1	67	108	1	1	1	9,000	
All other denominations.....	12	12	524	11	216	282	7	4	7	42,950	
DETROIT, MICH.....	323	322	330,600	274	120,477	125,933	290	25	305	285	12,215,536
Adventist bodies:											
Seventh-day Adventist Denomination.....	3	3	318	3	125	193	2	1	2	2	16,500
Armenian Church.....	2	2	3,800					2			
Baptist bodies:											
Baptists—											
Northern Baptist Convention.....	25	25	9,690	23	3,854	5,014	25	28	25	1,004,000	
National Baptist Convention.....	1	1	325	1	150	175	1	1	1	6,500	
Brethren, Plymouth:											
Brethren, Plymouth, I.....	1	1	138	1	57	81		1			
Brethren, Plymouth, II.....	1	1	280	1	110	170		1			
Churches of Christ.....	6	6	1,025	6	390	635	5	1	5	6	67,300

GENERAL TABLES.

393

IN 1910, 25,000 INHABITANTS OR MORE, BY DENOMINATIONS: 1916—Continued.

DENOMINATION.	Total number of organizations.	DEBT ON CHURCH PROPERTY.		PARSONAGES.		EXPENDITURES FOR YEAR.		SUNDAY SCHOOLS CONDUCTED BY CHURCH ORGANIZATIONS.			
		Number of organizations reporting.	Amount of debt reported.	Number of organizations reporting.	Value of parsonages reported.	Number of organizations reporting.	Amount reported.	Number of organizations reporting.	Number of Sunday schools reported.	Number of officers and teachers.	Number of scholars.
DENVER, COLO.—Continued.											
Latter Day Saints:											
Church of Jesus Christ of Latter Day Saints.....	1					1	\$200	1	1	20	123
Reorganized Church of Jesus Christ of Latter Day Saints.....	2	1	\$1,300			2	1,149	2	2	26	105
Lutheran bodies:											
General Synod of the Evangelical Lutheran Church in the United States of America.....	4	2	10,600	2	\$8,000	4	13,714	4	4	81	535
General Council of the Evangelical Lutheran Church in North America.....	2	1	900	2	8,500	2	7,415	2	2	42	345
Evangelical Lutheran Synodical Conference of America.....	2	2	22,500	2	6,500	2	7,140	2	2	25	265
Evangelical Lutheran Joint Synod of Ohio and Other States.....	1					1	1,500	1	1	12	180
United Danish Evangelical Lutheran Church in America.....	1					1	1,755	1	1	8	65
Methodist bodies:											
Methodist Episcopal Church.....	30	18	80,590	11	45,500	30	131,151	30	30	714	7,533
Methodist Episcopal Church, South.....	1					1	3,833	1	1	16	233
Free Methodist Church of North America.....	1					1	3,000	1	1	18	100
African Methodist Episcopal Church.....	4	2	6,200	3	8,800	4	10,680	4	4	56	371
Presbyterian bodies:											
Presbyterian Church in the United States of America.....	14	7	53,250	4	30,300	14	111,655	14	16	417	4,407
Welsh Calvinistic Methodist Church.....	1					1	1,116	1	1	11	40
United Presbyterian Church of North America.....	2			1	4,000	2	11,913	2	2	29	330
Protestant Episcopal Church.....	15	4	97,900	7	30,000	15	84,831	15	16	197	1,898
Reformed bodies:											
Reformed Church in the United States.....	1	1	900	1	1,400	1	3,171	1	1	18	176
Christian Reformed Church.....	1	1	2,500	1	2,500	1	8,000	1	3	14	90
Roman Catholic Church.....	19	12	239,300	12	133,200	18	158,077	19	21	120	4,014
Salvation Army.....	3					3	2,842	2	2	7	95
Scandinavian Evangelical bodies:											
Swedish Evangelical Mission Covenant of America.....	1	1	3,000			1	3,296	1	1	14	90
Swedish Evangelical Free Church.....	3	3	1,500			3	2,500	3	3	32	372
Unitarians.....	1					1	3,806	1	1	11	72
All other denominations.....	23	4	3,450	3	6,400	18	18,979	13	14	107	877
DES MONES, IOWA.....	112	56	266,840	47	196,550	105	593,692	105	116	1,935	23,650
Adventist bodies:											
Seventh-day Adventist Denomination.....	2	1	518			2	5,672	2	2	25	131
Baptist bodies:											
Baptists—											
Northern Baptist Convention.....	7	3	11,700	3	10,000	7	88,746	7	10	145	1,505
National Baptist Convention.....	3	1	304			3	4,730	3	3	53	555
Brethren, German Baptist (Dunkers):											
Church of the Brethren (Conservative Dunkers).....	1	1	900			1	1,748	1	2	34	184
Brethren, Plymouth:											
Brethren, Plymouth, V.....	1					1	1,338	1	1	6	98
Congregational Churches.....	5	3	5,500	1	6,000	5	41,609	5	5	104	872
Disciples of Christ.....	12	6	52,200			8	85,847	11	13	356	5,558
Evangelical Association.....	2			2	9,500	2	2,854	2	3	26	193
Friends:											
Society of Friends (Orthodox).....	1			1	5,000	1	2,686	1	2	34	170
Jewish congregations.....	5	3	5,500			5	13,375	2	2	9	121
Latter Day Saints:											
Reorganized Church of Jesus Christ of Latter Day Saints.....	1			1	2,000	1	1,320	1	1	31	240
Lutheran bodies:											
General Synod of the Evangelical Lutheran Church in the United States of America.....	2	1	2,000	1	6,000	2	11,050	2	2	32	433
General Council of the Evangelical Lutheran Church in North America.....	3	3	5,100	1	10,000	3	12,837	3	3	58	505
Norwegian Lutheran Church of America—											
United Norwegian Lutheran Church in America.....	1	1	1,000	1	5,000	1	2,192	1	1	9	51
Evangelical Lutheran Joint Synod of Ohio and Other States.....	1	1	700	1	1,000	1	3,500	1	1	10	80
Evangelical Lutheran Synod of Iowa and Other States.....	1	1	4,500	1	5,000	1	2,300	1	1	7	104
Danish Evangelical Lutheran Church in America.....	1					1	150	1	1	2	20
Methodist bodies:											
Methodist Episcopal Church.....	21	11	64,318	12	43,800	21	84,459	20	20	438	5,535
African Methodist Episcopal Church.....	2	2	3,300	1	800	2	6,881	2	2	25	314
Presbyterian bodies:											
Presbyterian Church in the United States of America.....	7	3	35,800	3	8,000	7	74,447	7	9	170	2,271
United Presbyterian Church of North America.....	3	1	400	2	7,500	3	12,362	3	3	59	585
Protestant Episcopal Church.....	3	1	1,700	3	12,250	3	16,121	3	3	35	285
Roman Catholic Church.....	7	6	51,600	6	39,800	7	77,551	7	7	59	2,067
Salvation Army.....	2					2	3,177	2	2	13	96
Scandinavian Evangelical bodies:											
Swedish Evangelical Mission Covenant of America.....	1	1	8,000	1	5,000	1	6,550	1	1	39	280
Unitarians.....	1	1	2,400			1	5,000	1	1	7	75
United Brethren bodies:											
Church of the United Brethren in Christ.....	3	1	1,200	2	7,000	3	7,212	3	3	55	541
United Evangelical Church.....	1			1	4,000	1	3,000	1	2	30	270
All other denominations.....	12	1	8,200	3	8,900	9	14,948	10	10	64	511
DETROIT, MICH.....	323	178	1,991,180	139	1,172,894	297	2,711,456	264	279	5,438	88,973
Adventist bodies:											
Seventh-day Adventist Denomination.....	3	1	2,500			3	9,295	3	3	54	295
Armenian Church.....	2					2	779				
Baptist bodies:											
Baptists—											
Northern Baptist Convention.....	25	15	126,450	6	33,500	25	232,844	25	28	695	7,865
National Baptist Convention.....	1	1	1,000			1	1,000	1	1	5	50
Brethren, Plymouth:											
Brethren, Plymouth, I.....	1					1	2,019	1	3	24	300
Brethren, Plymouth, II.....	1					1	3,000				
Churches of Christ.....	6	1	950			5	10,657	6	6	73	754

RELIGIOUS BODIES.

TABLE 66.—STATISTICS OF RELIGIOUS BODIES IN EACH CITY HAVING,

DENOMINATION.	MEMBERS.						PLACES OF WORSHIP.			VALUE OF CHURCH PROPERTY.	
	Total number of organizations.	Number of organizations reporting.	Total number reported.	Sex.		Number of organizations reporting—		Number of churches reported.	Number of organizations reporting.	Value reported.	
				Male.	Female.	Church edifices.	Halls, etc.				
DETROIT, MICH.—Continued.											
Churches of the New Jerusalem:											
General Convention of the New Jerusalem in the United States of America.....	1	1	129	1	47	82	1	1	1	\$24,000	
Congregational Churches.....	8	8	3,658	8	1,406	2,252	8	9	8	553,590	
Disciples of Christ.....	7	7	2,161	6	830	1,245	6	6	6	165,000	
Eastern Orthodox Churches:											
Greek Orthodox Church (Hellenic).....	1	1	2,000	1	1,500	600	1	3	1	50,000	
Rumanian Orthodox Church.....	1	1	1,350	1	1,180	170	1	1	1	18,000	
Russian Orthodox Church.....	3	3	4,955	3	3,433	1,522	3	3	3	30,100	
Serbian Orthodox Church.....	1	1	200	1	150	50	1	1	1	
Evangelical Association.....	7	7	1,255	7	517	738	7	7	7	90,600	
German Evangelical Synod of North America.....	11	11	7,899	8	2,532	2,747	10	10	10	306,000	
Independent churches.....	5	5	501	4	276	195	3	2	3	21,000	
Jewish congregations.....	6	6	4,686	6	2,638	2,048	6	6	6	352,000	
Latter Day Saints:											
Church of Jesus Christ of Latter Day Saints.....	1	1	282	1	139	143	1	1	1	250	
Reorganized Church of Jesus Christ of Latter Day Saints.....	1	1	600	1	200	400	
Lithuanian National Catholic Church.....	1	1	427	1	276	151	
Lutheran bodies:											
General Synod of the Evangelical Lutheran Church in the United States of America.....	3	3	1,533	3	581	952	3	4	3	112,000	
General Council of the Evangelical Lutheran Church in North America.....	5	5	1,119	5	553	566	5	5	5	45,530	
Evangelical Lutheran Synodical Conference of America.....	31	31	17,756	28	7,092	7,907	30	32	29	483,570	
Evangelical Lutheran Joint Synod of Ohio and Other States.....	10	10	6,504	6	1,679	1,773	10	10	10	204,600	
Lutheran Synod of Buffalo.....	1	1	179	1	81	98	1	2	1	18,070	
Evangelical Lutheran Synod of Iowa and Other States.....	2	2	507	2	215	292	2	2	2	28,000	
Danish Evangelical Lutheran Church in America.....	1	1	280	1	100	180	1	1	1	8,500	
Lutheran Free Church (Norwegian).....	1	1	168	1	91	77	1	1	1	10,000	
Evangelical Lutheran Jehovah Conference.....	1	1	250	1	100	150	1	1	1	9,000	
Methodist bodies:											
Methodist Episcopal Church.....	33	33	16,238	27	6,484	8,948	33	34	33	1,521,000	
Methodist Protestant Church.....	1	1	170	1	67	103	1	1	1	8,000	
Free Methodist Church of North America.....	2	2	178	2	73	105	2	2	2	17,500	
African Methodist Episcopal Church.....	4	4	3,551	4	1,360	2,191	4	4	4	114,000	
African Methodist Episcopal Zion Church.....	2	2	225	2	90	135	2	2	2	6,200	
Colored Methodist Episcopal Church.....	1	1	110	1	42	68	1	1	1	2,500	
Old Catholic Churches in America:											
Old Roman Catholic Church.....	1	1	1,000	1	350	650	1	1	1	10,000	
Polish National Catholic Church of America.....	1	1	150	1	90	00	
Presbyterian bodies:											
Presbyterian Church in the United States of America.....	21	21	14,113	21	5,825	8,288	20	1	21	1,997,500	
United Presbyterian Church of North America.....	2	2	600	2	241	359	2	2	2	57,000	
Protestant Episcopal Church.....	23	23	10,915	17	3,415	4,452	22	24	22	1,168,991	
Reformed bodies:											
Reformed Church in America.....	1	1	175	1	90	85	1	1	1	12,000	
Reformed Church in the United States.....	4	4	650	3	197	359	3	3	3	21,300	
Hungarian Reformed Church in America.....	1	1	890	1	540	350	1	1	1	14,000	
Reformed Episcopal Church.....	1	1	112	1	55	57	1	1	1	28,000	
Roman Catholic Church.....	53	52	204,796	36	70,102	67,789	53	53	46	3,175,900	
Salvation Army.....	1	1	406	1	249	157	1	
Spiritualists:											
Spiritualists (National Spiritualists' Association).....	3	3	668	3	281	387	2	2	225	
Unitarians.....	1	1	546	1	248	298	1	1	1	230,000	
United Brethren bodies:											
Church of the United Brethren in Christ.....	2	2	229	2	112	117	2	2	2	27,500	
Universalists.....	1	1	400	1	165	236	1	1	1	150,000	
All other denominations.....	16	16	507	13	199	256	6	9	6	48,000	
DURBUQUE, IOWA.....	31	31	21,272	27	6,255	7,947	28	2	28	1,005,200	
Baptist bodies:											
Baptists—Northern Baptist Convention.....	1	1	106	1	22	84	1	1	1	13,000	
Congregational Churches.....	3	3	1,157	3	419	738	3	3	3	80,000	
Evangelical Association.....	1	1	76	1	31	45	1	1	1	8,000	
Jewish congregations.....	1	1	100	1	75	25	1	1	1	4,000	
Lutheran bodies:											
General Synod of the Evangelical Lutheran Church in the United States of America.....	1	1	175	1	83	92	1	1	1	36,000	
Evangelical Lutheran Synodical Conference of America.....	1	1	250	1	85	165	1	1	1	18,000	
Evangelical Lutheran Joint Synod of Ohio and Other States.....	1	1	200	1	100	100	1	1	1	28,000	
Evangelical Lutheran Synod of Iowa and Other States.....	2	2	735	1	150	175	2	2	2	55,000	
Methodist bodies:											
Methodist Episcopal Church.....	3	3	962	3	369	593	3	3	3	167,500	
Presbyterian bodies:											
Presbyterian Church in the United States of America.....	4	4	957	3	328	471	4	4	4	67,000	
Protestant Episcopal Church.....	1	1	350	1	150	200	1	1	1	75,000	
Roman Catholic Church.....	8	8	16,051	6	4,389	5,162	8	8	8	457,000	
Salvation Army.....	1	1	80	1	38	42	
All other denominations.....	3	3	73	3	18	55	1	2	1	700	
DULUTH, MINN.....	87	87	33,588	81	14,321	18,347	74	11	75	1,865,641	
Adventist bodies:											
Seventh-day Adventist Denomination.....	2	2	161	2	30	121	2	2	2	10,000	
Assemblies of God, General Council.....	1	1	75	1	31	44	1	
Baptist bodies:											
Baptists—Northern Baptist Convention.....	10	10	1,553	10	558	997	8	2	8	137,300	
Congregational Churches.....	1	1	535	1	198	337	1	1	1	140,000	
Disciples of Christ.....	1	1	250	1	100	150	1	1	1	85,000	
Evangelical Association.....	1	1	89	1	33	56	1	1	1	7,000	
German Evangelical Synod of North America.....	1	1	280	1	130	150	1	1	1	9,000	
Jewish congregations.....	1	1	230	1	120	110	1	1	1	8,000	

GENERAL TABLES.

IN 1910, 25,000 INHABITANTS OR MORE, BY DENOMINATIONS: 1916—Continued.

DENOMINATION.	Total number of organizations.	DEBT ON CHURCH PROPERTY.		PARSONAGES.		EXPENDITURES FOR YEAR.		SUNDAY SCHOOLS CONDUCTED BY CHURCH ORGANIZATIONS.			
		Number of organizations reporting.	Amount of debt reported.	Number of organizations reporting.	Value of parsonages reported.	Number of organizations reporting.	Amount reported.	Number of organizations reporting.	Number of Sunday schools reported.	Number of officers and teachers.	Number of scholars.
DETROIT, MICH.—Continued.											
Churches of the New Jerusalem:											
General Convention of the New Jerusalem in the United States of America.....	1					1	\$2,647	1	1	5	44
Congregational Churches.....	8	4	\$10,500			8	88,292	8	8	259	2,927
Disciples of Christ.....	7	2	12,000			6	28,679	7	7	157	2,076
Eastern Orthodox Churches:											
Greek Orthodox Church (Hellenic).....	1	1	6,000			1	6,500	1	1	1	37
Rumanian Orthodox Church.....	1	1	15,000	1	\$6,500	1	10,020	1	1	1	28
Russian Orthodox Church.....	3	2	11,974	2	16,500	3	16,712	2	2	2	53
Serbian Orthodox Church.....	1	1				1	3,000	1	1	2	300
Evangelical Association.....	7	6	25,425	5	22,500	7	23,522	7	7	137	2,209
German Evangelical Synod of North America.....	11	8	39,475	9	51,000	11	48,990	11	11	290	2,688
Independent churches.....	5	1	2,000			4	8,626	3	4	30	310
Jewish congregations.....	6	3	23,500			6	48,352	2	2	21	485
Latter Day Saints:											
Church of Jesus Christ of Latter Day Saints.....	1					1	245	1	1	11	45
Reorganized Church of Jesus Christ of Latter Day Saints.....	1										
Lithuanian National Catholic Church.....	1					1	1,316				
Lutheran bodies:											
General Synod of the Evangelical Lutheran Church in the United States of America.....	3	1	8,000	2	18,000	3	13,789	3	3	61	1,050
General Council of the Evangelical Lutheran Church in North America.....	5	4	18,100	4	22,815	4	14,986	4	4	70	796
Evangelical Lutheran Synodical Conference of America.....	31	25	190,000	18	83,000	28	153,563	9	9	141	1,689
Evangelical Lutheran Joint Synod of Ohio and Other States.....	10	9	60,400	8	53,500	10	50,552	10	10	139	2,457
Lutheran Synod of Buffalo.....	1	1	3,500	1	2,600	1	2,767	1	1	19	115
Evangelical Lutheran Synod of Iowa and Other States.....	2	1	11,000	2	11,250	2	6,223	2	2	22	299
Danish Evangelical Lutheran Church in America.....	1	1	2,780	1	3,500	1	1,490	1	1	6	60
Lutheran Free Church (Norwegian).....	1	1	5,000			1	6,371	1	1	5	24
Evangelical Lutheran Jehovah Conference.....	1	1	4,500			1	3,300	1	1	12	200
Methodist bodies:											
Methodist Episcopal Church.....	33	18	341,800	18	80,200	33	371,064	33	33	1,009	16,141
Methodist Protestant Church.....	1	1	70			1	2,766	1	1	24	254
Free Methodist Church of North America.....	2	1	1,800	2	9,000	2	9,565	2	3	22	190
African Methodist Episcopal Church.....	4	1	6,300	4	15,500	4	28,855	4	4	121	1,039
African Methodist Episcopal Zion Church.....	2	1	1,250			2	2,415	2	2	9	100
Colored Methodist Episcopal Church.....	1	1	1,600			1	700	1	1	7	90
Old Catholic Churches in America:											
Old Roman Catholic Church.....	1	1	7,000			1	3,000	1	1	8	150
Polish National Catholic Church of America.....	1					1	1,000				
Presbyterian bodies:											
Presbyterian Church in the United States of America.....	21	13	156,200	2	35,000	21	382,486	21	22	841	11,995
United Presbyterian Church of North America.....	2	1	3,400	2	14,500	2	9,296	2	2	54	575
Protestant Episcopal Church.....	23	11	70,358	15	115,109	22	213,755	22	22	422	4,074
Reformed bodies:											
Reformed Church in America.....	1			1	6,000	1	3,800	1	1	13	110
Reformed Church in the United States.....	4	2	6,300	1	4,500	2	3,767	3	3	69	575
Hungarian Reformed Church in America.....	1	1	7,621	1	3,000	1	15,478	1	1	12	248
Reformed Episcopal Church.....	1	1	17,000			1	3,300	1	1	26	175
Roman Catholic Church.....	53	28	745,427	33	562,420	44	797,859	40	45	515	24,582
Salvation Army.....	1					1	4,904	1	2	25	225
Spiritualists:											
Spiritualists (National Spiritualists' Association).....	3					3	2,507	2	2	16	120
Unitarians.....	1	1	10,000			1	11,250	1	1	13	125
United Brethren bodies:											
Church of the United Brethren in Christ.....	2	2	13,500			2	16,447	2	2	32	377
Universalists.....	1					1	11,000	1	1	16	125
All other denominations.....	16	4	21,600	1	3,000	10	16,706	9	10	53	547
DUBUQUE, IOWA.....	31	13	133,220	19	133,100	30	166,109	27	28	416	6,312
Baptist bodies:											
Baptists—Northern Baptist Convention.....	1					1	2,295	1	1	12	107
Congregational Churches.....	3			2	10,000	3	12,601	3	3	71	627
Evangelical Association.....	1			1	2,800	1	921	1	1	12	62
Jewish congregations.....	1	1	300			1	2,000	1	1	2	30
Lutheran bodies:											
General Synod of the Evangelical Lutheran Church in the United States of America.....	1	1	13,000			1	1,800	1	1	15	73
Evangelical Lutheran Synodical Conference of America.....	1	1	500	1	3,000	1	2,244	1	1	6	50
Evangelical Lutheran Joint Synod of Ohio and Other States.....	1	1	3,500			1	1,242	1	1	11	100
Evangelical Lutheran Synod of Iowa and Other States.....	2	1	1,000	1	5,000	2	3,350	2	2	30	315
Methodist bodies:											
Methodist Episcopal Church.....	3			3	16,600	3	13,728	3	3	95	672
Presbyterian bodies:											
Presbyterian Church in the United States of America.....	4	1	220	3	19,500	4	12,119	3	3	65	622
Protestant Episcopal Church.....	1			1	25,000	1	6,240	1	1	15	100
Roman Catholic Church.....	8	7	114,700	6	51,000	8	103,597	6	7	58	2,424
Salvation Army.....	1					1	1,939	1	1	10	76
All other denominations.....	3			1	300	2	2,033	2	2	15	55
DULUTH, MINN.....	87	47	289,222	43	264,553	86	416,455	85	107	1,347	14,679
Adventist bodies:											
Seventh-day Adventist Denomination.....	2	1	250			2	7,245	2	2	27	161
Assemblies of God, General Council.....	1					1	1,300	1	1	2	20
Baptist bodies:											
Baptists—Northern Baptist Convention.....	10	4	14,550	2	4,500	10	25,790	10	20	179	1,415
Congregational Churches.....	1			1	10,000	1	14,500	1	1	23	243
Disciples of Christ.....	1	1	10,000			1	3,407	1	1	18	200
Evangelical Association.....	1					1	1,055	1	1	14	140
German Evangelical Synod of North America.....	1			1	3,000	1	1,987	1	1	10	85
Jewish congregations.....	1					1	5,000	1	1	6	86

RELIGIOUS BODIES.

TABLE 66.—STATISTICS OF RELIGIOUS BODIES IN EACH CITY HAVING,

DENOMINATION.	Total number of organizations.	MEMBERS.					PLACES OF WORSHIP.			VALUE OF CHURCH PROPERTY.	
		Number of organizations reporting.	Total number reported.	Sex.		Number of organizations reporting—		Number of church edifices reported.	Number of organizations reporting.	Value reported.	
				Male.	Female.	Church edifices.	Halls, etc.				
DULUTH, MINN.—Continued.											
Lutheran bodies:											
General Council of the Evangelical Lutheran Church in North America.....	6	6	2,126	5	888	1,008	6	7	6	\$120,000	
Evangelical Lutheran Synodical Conference of America.....	1	1	161	1	88	73	1	1	1	14,000	
Norwegian Lutheran Church of America—Synod for the Norwegian Evangelical Lutheran Church of America.....	1	1	85	1	39	46	1	1	1	8,000	
United Norwegian Lutheran Church in America.....	3	3	937	3	453	484	3	3	3	55,000	
Evangelical Lutheran Joint Synod of Ohio and Other States.....	2	2	740	2	335	405	2	2	2	22,000	
Finnish Evangelical Lutheran Church of America, or Suomi Synod.....	2	2	95	2	40	55	2	2	2	5,500	
Lutheran Free Church (Norwegian).....	2	2	230	2	100	130	2	2	2	13,500	
Methodist bodies:											
Methodist Episcopal Church.....	11	11	3,013	10	1,072	1,638	11	11	11	314,800	
African Methodist Episcopal Church.....	1	1	75	1	27	48	1	1	1	1,300	
Polish National Catholic Church of America.....	1	1	300	1	140	160	1	1	1	60,000	
Presbyterian bodies:											
Presbyterian Church in the United States of America.....	7	7	2,051	7	807	1,244	6	6	7	190,000	
Protestant Episcopal Church.....	6	6	1,554	4	552	731	5	5	4	240,800	
Roman Catholic Church.....	12	12	18,060	12	8,231	9,829	12	12	12	405,421	
Salvation Army.....	2	2	135	2	55	80					
Scandinavian Evangelical bodies:											
Swedish Evangelical Mission Covenant of America.....	2	2	325	2	108	217	2	2	2	35,000	
Spiritualists:											
Spiritualists (National Spiritualists' Association).....	1	1	185	1	83	102		1	1	20	
Unitarians.....	1	1	84	1	36	48	1	1	1	25,000	
All other denominations.....	8	8	269	6	69	84	3	5	3	9,000	
EAST ORANGE, N. J.	33	33	17,055	33	6,904	10,151	32	1	34	1,529,650	
Baptist bodies:											
Baptists—											
Northern Baptist Convention.....	2	2	596	2	238	358	2	2	2	72,000	
National Baptist Convention.....	3	3	920	3	295	625	3	3	3	55,000	
Brethren, Plymouth:											
Brethren, Plymouth, II.....	1	1	80	1	29	51		1			
Congregational Churches.....	3	3	1,111	3	387	724	3	3	3	177,000	
Disciples of Christ.....	1	1	504	1	230	274	1	1	1	50,000	
Lutheran bodies:											
General Council of the Evangelical Lutheran Church in North America.....	2	2	220	2	80	140	2	2	2	23,200	
Methodist bodies:											
Methodist Episcopal Church.....	5	5	2,191	5	909	1,282	5	7	5	200,000	
Presbyterian bodies:											
Presbyterian Church in the United States of America.....	6	6	3,193	6	1,159	2,034	6	6	6	525,700	
Protestant Episcopal Church.....	4	4	1,425	4	614	811	4	4	4	161,000	
Reformed bodies:											
Reformed Church in America.....	1	1	122	1	45	77	1	1	1	7,000	
Roman Catholic Church.....	5	5	6,693	5	2,918	3,775	5	5	4	258,750	
EAST ST. LOUIS, ILL.	56	56	26,444	51	9,282	11,099	52	2	55	654,286	
Baptist bodies:											
Baptists—											
Southern Baptist Convention.....	4	4	1,806	4	666	1,140	4	5	4	52,175	
National Baptist Convention.....	11	11	1,835	11	723	1,112	10	10	10	34,200	
Disciples of Christ.....	2	2	606	2	228	378	2	2	2	39,000	
German Evangelical Synod of North America.....	1	1	975	1	400	575	1	1	1	28,000	
Jewish congregations.....	1	1	450	1	200	250	1	1	1	28,000	
Latter Day Saints:											
Reorganized Church of Jesus Christ of Latter Day Saints.....	1	1	206	1	110	96	1	1	1	2,000	
Lutheran bodies:											
Evangelical Lutheran Synodical Conference of America.....	2	2	706	2	297	409	2	2	2	21,511	
Methodist bodies:											
Methodist Episcopal Church.....	7	7	2,251	7	772	1,479	6	1	7	86,500	
African Methodist Episcopal Church.....	2	2	374	2	144	230	2	2	2	11,600	
African Methodist Episcopal Zion Church.....	1	1	150	1	47	103	1	1	1	14,500	
Colored Methodist Episcopal Church.....	1	1	217	1	97	120	1	1	1	1,500	
Presbyterian bodies:											
Presbyterian Church in the United States of America.....	4	4	970	4	515	455	4	4	4	23,500	
United Presbyterian Church of North America.....	1	1	110	1	33	77	1	1	1	6,000	
Protestant Episcopal Church.....	1	1	203				1	1	1	32,500	
Roman Catholic Church.....	12	12	15,327	8	4,942	4,530	12	13	8	242,900	
All other denominations.....	5	5	253	5	108	145	3	1	3	30,400	
EASTON, PA.	35	35	17,622	32	6,268	8,656	32	2	32	1,169,873	
Baptist bodies:											
Baptists—Northern Baptist Convention.....	2	2	310	2	121	189	1	1	1	16,000	
Evangelical Association.....	2	2	344	2	138	206	2	2	2	18,000	
Lutheran bodies:											
General Synod of the Evangelical Lutheran Church in the United States of America.....	2	2	580	2	257	323	2	2	2	65,000	
General Council of the Evangelical Lutheran Church in North America.....	6	6	3,363	6	1,474	1,889	6	6	6	284,000	
Mennonite bodies:											
Mennonite Brethren in Christ.....	1	1	56	1	21	35	1	1	1	9,000	
Methodist bodies:											
Methodist Episcopal Church.....	1	1	572	1	201	371	1	1	1	40,000	
African Methodist Episcopal Church.....	1	1	134	1	61	73	1	1	1	12,000	

GENERAL TABLES.

IN 1910, 25,000 INHABITANTS OR MORE, BY DENOMINATIONS: 1916—Continued.

DENOMINATION.	Total number of organizations.	DEBT ON CHURCH PROPERTY.		PARSONAGES.		EXPENDITURES FOR YEAR.		SUNDAY SCHOOLS CONDUCTED BY CHURCH ORGANIZATIONS.			
		Number of organizations reporting.	Amount of debt reported.	Number of organizations reporting.	Value of parsonages reported.	Number of organizations reporting.	Amount reported.	Number of organizations reporting.	Number of Sunday schools reported.	Number of officers and teachers.	Number of scholars.
DULUTH, MINN.—Continued.											
Lutheran bodies:											
General Council of the Evangelical Lutheran Church in North America.....	6	6	\$29,750	5	\$20,000	6	\$30,240	6	9	172	1,311
Evangelical Lutheran Synodical Conference of America.....	1	1	8,900	1	3,000	1	2,215				
Norwegian Lutheran Church of America—Synod for the Norwegian Evangelical Lutheran Church of America.....	1	1	3,000			1	810	1	1	7	65
United Norwegian Lutheran Church in America.....	3	2	700	3	13,500	3	12,356	3	3	92	720
Evangelical Lutheran Joint Synod of Ohio and Other States.....	2	2	8,000	2	7,000	2	4,300	2	2	14	156
Finnish Evangelical Lutheran Church of America, or Suomi Synod.....	2	1	300			2	670	2	2	7	80
Lutheran Free Church (Norwegian).....	2	2	3,950	1	2,000	2	3,100	2	3	25	173
Methodist bodies:											
Methodist Episcopal Church.....	11	4	20,900	6	34,900	11	61,003	11	14	293	3,310
African Methodist Episcopal Church.....	1	1	500	1	1,200	1	2,176	1	1	11	40
Polish National Catholic Church of America.....	1	1	30,000	1	5,000	1	6,000	1	1	1	60
Presbyterian bodies:											
Presbyterian Church in the United States of America.....	7	2	2,900	3	23,000	7	40,013	7	8	198	2,235
Protestant Episcopal Church.....	6	2	60,000	3	20,000	6	25,000	6	7	64	600
Roman Catholic Church.....	12	10	87,697	11	109,453	12	150,020	12	14	80	2,637
Salvation Army.....	2					2	6,327	2	2	16	139
Scandinavian Evangelical bodies:											
Swedish Evangelical Mission Covenant of America.....	2	2	3,000	1	5,000	2	4,083	2	2	35	400
Spiritualists:											
Spiritualists (National Spiritualists' Association).....	1					1	379	1	1	5	11
Unitarians.....	1	1	1,800			1	2,500	1	1	5	35
All other denominations.....	8	3	3,025	1	3,000	7	5,079	7	8	43	257
EAST ORANGE, N. J.	33	19	206,935	14	138,500	33	294,888	32	34	922	8,564
Baptist bodies:											
Baptists—											
Northern Baptist Convention.....	2	2	23,500	1	7,000	2	16,809	2	3	43	273
National Baptist Convention.....	3	2	5,235			3	4,800	3	4	46	428
Brethren, Plymouth:											
Brethren, Plymouth, II.....	1					1	2,224	1	1	12	98
Congregational Churches.....	3	1	2,400	1	7,000	3	25,334	3	3	104	857
Disciples of Christ.....	1	1	13,300			1	12,009	1	1	39	486
Lutheran bodies:											
General Council of the Evangelical Lutheran Church in North America.....	2	2	7,400			2	4,654	2	2	17	92
Methodist bodies:											
Methodist Episcopal Church.....	5	3	13,800	4	35,500	5	37,112	5	5	179	1,800
Presbyterian bodies:											
Presbyterian Church in the United States of America.....	6	2	9,000	4	54,000	6	91,820	6	6	352	2,957
Protestant Episcopal Church.....	4	2	11,000	1	6,000	4	24,494	4	4	89	676
Reformed bodies:											
Reformed Church in America.....	1					1	3,000	1	1	15	109
Roman Catholic Church.....	5	4	121,300	3	29,000	5	72,632	4	4	28	788
EAST ST. LOUIS, ILL.	56	34	164,578	16	79,800	47	197,292	46	52	624	8,663
Baptist bodies:											
Baptists—											
Southern Baptist Convention.....	4	4	12,200			4	12,343	4	9	131	1,629
National Baptist Convention.....	11	4	5,400			8	9,964	5	5	50	374
Disciples of Christ.....	2	1	13,000			2	8,164	2	3	37	442
German Evangelical Synod of North America.....	1	1	15,000	1	7,000	1	41,505	1	1	36	376
Jewish congregations.....	1	1	7,000			1	3,600	1	1	4	80
Latter Day Saints:											
Reorganized Church of Jesus Christ of Latter Day Saints.....	1	1	200			1	538	1	1	20	106
Lutheran bodies:											
Evangelical Lutheran Synodical Conference of America.....	2	1	1,400	2	10,600	2	7,263	2	2	28	226
Methodist bodies:											
Methodist Episcopal Church.....	7	5	5,350	5	19,700	6	27,887	7	7	121	1,800
African Methodist Episcopal Church.....	2	2	2,028			2	2,901	2	2	16	128
African Methodist Episcopal Zion Church.....	1	1	3,900	1	2,500	1	1,225	1	1	6	65
Colored Methodist Episcopal Church.....	1	1	200	1	1,000	1	1,571	1	1	17	87
Presbyterian bodies:											
Presbyterian Church in the United States of America.....	4	1	1,150			4	15,464	4	4	42	735
United Presbyterian Church of North America.....	1	1	1,000			1	1,425	1	1	10	70
Protestant Episcopal Church.....	1	1	5,000			1	1,477	1	1	6	43
Roman Catholic Church.....	12	6	80,800	5	36,500	8	52,259	8	8	59	2,238
All other denominations.....	5	3	10,950	1	2,500	4	9,706	5	5	30	214
EASTON, PA.	35	20	161,033	24	182,200	35	263,446	33	43	958	10,095
Baptist bodies:											
Baptists—Northern Baptist Convention.....	2	1	400	1	4,000	2	3,259	2	2	28	339
Evangelical Association.....	2			1	3,500	2	4,690	2	2	35	327
Lutheran bodies:											
General Synod of the Evangelical Lutheran Church in the United States of America.....	2	2	4,800	2	12,500	2	19,157	2	2	44	332
General Council of the Evangelical Lutheran Church in North America.....	6	6	36,450	4	29,500	6	47,655	6	6	204	2,304
Mennonite bodies:											
Mennonite Brethren in Christ.....	1	1	3,575			1	1,041	1	1	19	140
Methodist bodies:											
Methodist Episcopal Church.....	1			1	10,000	1	10,201	1	1	40	571
African Methodist Episcopal Church.....	1			1	5,000	1	1,200	1	1	11	72

TABLE 66.—STATISTICS OF RELIGIOUS BODIES IN EACH CITY HAVING,

DENOMINATION.	Total number of organizations.	MEMBERS.					PLACES OF WORSHIP.			VALUE OF CHURCH PROPERTY.	
		Number of organizations reporting.	Total number reported.	Sex.		Number of organizations reporting—		Number of churches reported.	Number of organizations reporting.	Value reported.	
				Male.	Female.	Church edifices.	Halls, etc.				
EASTON, PA.—Continued.											
Moravian bodies:											
Moravian Church (Unitas Fratrum).....	1	1	252	1	115	137	1	1	1	\$6,400	
Presbyterian bodies:											
Presbyterian Church in the United States of America.....	5	5	2,158	5	788	1,368	5	5	5	253,000	
Protestant Episcopal Church.....	1	1	698				1	1	1	50,000	
Reformed bodies:											
Reformed Church in the United States.....	5	5	2,740	5	1,122	1,618	5	5	5	260,000	
Roman Catholic Church.....	5	5	5,806	3	1,733	2,073	4	4	5	128,473	
Salvation Army.....	1	1	63	1	30	36		1			
United Evangelical Church.....	2	2	545	2	207	338	2	2	2	28,000	
EL PASO, TEX.	51	50	44,570	43	17,879	18,368	43	3	45	1,146,386	
Adventist bodies:											
Seventh-day Adventist Denomination.....	3	3	65	3	31	34	1	1	1	1,500	
Baptist bodies:											
Baptists—											
Southern Baptist Convention.....	5	5	1,765	4	598	1,092	5	6	5	129,500	
National Baptist Convention.....	3	3	739	3	306	433	3	3	2	14,800	
Churches of Christ.....	1	1	102	1	36	66	1	1	1	10,000	
Congregational Churches.....	2	2	155	2	59	96	2	3	2	9,500	
Disciples of Christ.....	2	2	818	2	311	507	2	2	2	64,500	
Jewish congregations.....	2	2	900	2	400	500	2	2	2	87,000	
Lutheran bodies:											
General Synod of the Evangelical Lutheran Church in the United States of America.....	1	1	80	1	35	45	1	1	1	10,000	
Methodist bodies:											
Methodist Episcopal Church.....	4	4	560	4	233	322	4	4	4	90,400	
Methodist Episcopal Church, South.....	6	6	1,437	4	603	704	6	6	6	113,100	
African Methodist Episcopal Church.....	1	1	156	1	51	105	1	1	1	20,000	
Pentecostal Church of the Nazarene.....	1	1	55								
Presbyterian bodies:											
Presbyterian Church in the United States of America.....	4	4	1,044	4	408	636	3	3	3	57,000	
Presbyterian Church in the United States.....	2	2	442	2	260	182	2	2	2	44,000	
Protestant Episcopal Church.....	1	1	502	1	232	300	1	1	1	80,000	
Roman Catholic Church.....	8	7	35,500	6	14,205	13,295	8	8	8	406,586	
Salvation Army.....	1	1	61	1	31	30					
All other denominations.....	4	4	49	2	15	21	1	2	1	3,600	
ELGIN, ILL.	29	29	12,375	28	4,181	6,694	24	4	28	591,500	
Baptist bodies:											
Baptists—Northern Baptist Convention.....	2	2	1,129	2	385	744	2	3	2	84,000	
Brethren, German Baptist (Dunkers):											
Church of the Brethren (Conservative Dunkers).....	1	1	160	1	76	84	1	1	1	10,000	
Brethren, Plymouth:											
Brethren, Plymouth, Ill.....	1	1	100	1	28	72		1			
Congregational Churches.....	1	1	1,017	1	284	733	1	1	1	58,000	
Evangelical Association.....	1	1	580	1	213	367	1	3	1	40,000	
Evangelistic associations:											
Apostolic Christian Church.....	1	1	118	1	35	83	1	1	1	7,000	
German Evangelical Synod of North America.....	1	1	800	1	350	450	1	1	1	27,000	
Jewish congregations.....	1	1	91	1	49	42		1			
Lutheran bodies:											
General Council of the Evangelical Lutheran Church in North America.....	2	2	913	2	398	515	2	2	2	48,000	
Evangelical Lutheran Synodical Conference of America.....	1	1	1,500				1	1	1	95,000	
Norwegian Lutheran Church of America—											
United Norwegian Lutheran Church in America.....	1	1	133	1	37	96	1	1	1	6,000	
Methodist bodies:											
Methodist Episcopal Church.....	4	4	1,686	4	625	1,061	4	4	4	102,500	
Presbyterian bodies:											
Presbyterian Church in the United States of America.....	1	1	313	1	156	157	1	1	1	25,000	
Protestant Episcopal Church.....	1	1	393	1	193	200	1	1	1	16,000	
Roman Catholic Church.....	2	2	2,750	2	1,155	1,595	2	3	1	25,000	
Salvation Army.....	1	1	73	1	29	44					
Spiritualists:											
Spiritualists (National Spiritualists' Association).....	1	1	75	1	25	50		1			
Universalists.....	1	1	404	1	110	294	1	1	1	30,000	
All other denominations.....	5	5	140	5	33	107	4	1	4	18,000	
ELIZABETH, N. J.	61	61	48,604	52	23,220	23,210	53	8	54	1,777,983	
Baptist bodies:											
Baptists—											
Northern Baptist Convention.....	3	3	981	2	272	438	3	3	3	105,000	
National Baptist Convention.....	2	2	575	2	200	375	2	2	2	24,000	
Congregational Churches.....	1	1	89	1	29	60	1	1	1	10,000	
Independent churches.....	2	2	89	1	8	16	1	1	1	7,000	
Jewish congregations.....	2	2	500	2	300	200	2	2	2	26,000	
Lutheran bodies:											
General Council of the Evangelical Lutheran Church in North America.....	3	3	1,209	2	134	225	3	3	3	87,000	
Methodist bodies:											
Methodist Episcopal Church.....	6	6	1,415	6	653	762	6	6	5	158,000	
Methodist Protestant Church.....	1	1	200	1	50	150	1	1	1	15,000	
Moravian bodies:											
Moravian Church (Unitas Fratrum).....	1	1	207	1	91	116	1	2	1	30,000	
Presbyterian bodies:											
Presbyterian Church in the United States of America.....	15	15	4,635	9	1,434	2,223	15	15	15	570,000	
Protestant Episcopal Church.....	6	6	3,208	6	1,510	1,698	5	5	5	173,500	
Roman Catholic Church.....	11	11	35,182	11	18,402	16,780	11	11	11	564,000	
All other denominations.....	8	8	324	8	137	187	2	6	3	6,483	

GENERAL TABLES.

IN 1910, 25,000 INHABITANTS OR MORE, BY DENOMINATIONS: 1916—Continued.

DENOMINATION.	Total number of organizations.	DEBT ON CHURCH PROPERTY.		PARSONAGES.		EXPENDITURES FOR YEAR.		SUNDAY SCHOOLS CONDUCTED BY CHURCH ORGANIZATIONS.			
		Number of organizations reporting.	Amount of debt reported.	Number of organizations reporting.	Value of parsonages reported.	Number of organizations reporting.	Amount reported.	Number of organizations reporting.	Number of Sunday schools reported.	Number of officers and teachers.	Number of scholars.
EASTON, PA.—Continued.											
Moravian bodies:											
Moravian Church (Unitas Fratrum).....	1			1	\$6,200	1	\$12,959	1	2	27	312
Presbyterian bodies:											
Presbyterian Church in the United States of America.....	5	1	\$12,000	3	30,000	5	42,645	5	9	181	1,641
Protestant Episcopal Church.....	1	1	2,535	1	30,000	1	12,630	1	1	18	148
Reformed bodies:											
Reformed Church in the United States.....	5	4	39,800	5	27,000	5	34,523	5	6	259	2,328
Roman Catholic Church.....	5	4	61,473	2	17,000	5	61,723	3	7	20	683
Salvation Army.....	1					1	4,941	1	1	12	102
United Evangelical Church.....	2			2	7,500	2	6,822	2	2	60	796
EL PASO, TEX.....	51	22	85,293	15	100,364	40	158,433	43	50	668	8,036
Adventist bodies:											
Seventh-day Adventist Denomination.....	3					3	147	2	3	10	49
Baptist bodies:											
Baptists—											
Southern Baptist Convention.....	5	2	3,000	2	13,000	5	33,649	5	6	132	1,313
National Baptist Convention.....	3	1	6,130			2	4,145	3	3	38	853
Churches of Christ.....	1	1	2,115			1	1,803	1	1	5	84
Congregational Churches.....	2	1	600	1	400	2	2,948	2	3	17	144
Disciples of Christ.....	2	2	4,400			2	9,273	2	2	48	482
Jewish congregations.....	2	2	23,000			1	2,400	2	2	14	177
Lutheran bodies:											
General Synod of the Evangelical Lutheran Church in the United States of America.....	1	1	3,000			1	1,900	1	1	8	50
Methodist bodies:											
Methodist Episcopal Church.....	4	3	12,300			4	23,224	4	4	46	610
Methodist Episcopal Church, South.....	6	2	5,000	2	14,000	6	19,353	6	6	120	1,263
African Methodist Episcopal Church.....	1	1	1,650			1	2,450	1	1	9	70
Pentecostal Church of the Nazarene.....	1										
Presbyterian bodies:											
Presbyterian Church in the United States of America.....	4	2	6,500	2	4,000	3	13,975	4	4	67	830
Presbyterian Church in the United States.....	2	1	8,000	1	500	2	7,530	2	5	57	620
Protestant Episcopal Church.....	1					1	16,212	1	1	18	227
Roman Catholic Church.....	8	2	9,500	6	67,464	5	12,400	5	6	65	1,667
Salvation Army.....	1					1	5,024	1	1	10	75
All other denominations.....	4	1	98	1	1,000			1	1	4	22
ELGIN, ILL.....	20	12	48,400	14	53,600	28	106,693	27	33	663	7,348
Baptist bodies:											
Baptists—Northern Baptist Convention.....	2					2	10,870	2	3	96	952
Brethren, German Baptist (Dunkers):											
Church of the Brethren (Conservative Dunkers).....	1	1	3,000			1	3,014	1	1	22	276
Brethren, Plymouth:											
Brethren, Plymouth, II.....	1					1	1,228	1	1	9	61
Congregational Churches.....	1			1	5,500	1	9,611	1	1	57	754
Evangelical Association.....	1			1	3,400	1	7,252	1	3	59	857
Evangelistic associations:											
Apostolic Christian Church.....	1					1	439	1	1	5	60
German Evangelical Synod of North America.....	1	1	6,000	1	5,000	1	4,885	1	1	30	260
Jewish congregations.....	1					1	500	1	1	2	34
Lutheran bodies:											
General Council of the Evangelical Lutheran Church in North America.....	2	2	9,100	2	10,000	2	7,981	2	2	54	398
Evangelical Lutheran Synodical Conference of America.....	1	1	10,000			1	9,500	1	1	16	300
Norwegian Lutheran Church of America—United Norwegian Lutheran Church in America.....	1					1	1,140	1	1	6	32
Methodist bodies:											
Methodist Episcopal Church.....	4	2	10,600	4	13,200	4	25,770	4	7	201	2,433
Presbyterian bodies:											
Presbyterian Church in the United States of America.....	1			1	4,000	1	3,794	1	1	30	276
Protestant Episcopal Church.....	1	1	5,000	1	4,500	1	2,604	1	1	18	165
Roman Catholic Church.....	2	1	3,200	1	4,000	1	4,703	2	2	8	231
Salvation Army.....	1					1	2,672	1	1	6	35
Spiritualists:											
Spiritualists (National Spiritualists' Association).....	1					1	360				
Universalists.....	1	1	1,000			1	7,030	1	1	23	106
All other denominations.....	5	2	500	2	4,000	5	3,370	4	4	21	118
ELIZABETH, N. J.....	61	21	261,630	30	203,450	59	373,261	53	56	1,087	12,409
Baptist bodies:											
Baptists—											
Northern Baptist Convention.....	3	1	2,000	1	4,000	3	17,200	3	4	129	924
National Baptist Convention.....	2			2	5,500	2	3,400	2	2	22	143
Congregational Churches.....	1					1	1,552	1	1	16	87
Independent churches.....	2					1	800	2	2	14	114
Jewish congregations.....	2	1	6,300	1	4,500	2	4,800	1	1	6	82
Lutheran bodies:											
General Council of the Evangelical Lutheran Church in North America.....	3	3	37,930	1	8,000	3	8,508	3	4	78	774
Methodist bodies:											
Methodist Episcopal Church.....	6	3	16,500	5	25,000	5	28,838	6	6	168	1,705
Methodist Protestant Church.....	1	1	2,000	1	5,000	1	3,400	1	1	20	200
Moravian bodies:											
Moravian Church (Unitas Fratrum).....	1	1	5,000	1	5,000	1	3,098	1	1	18	182
Presbyterian bodies:											
Presbyterian Church in the United States of America.....	15	1	1,000	3	21,000	15	99,122	15	16	405	4,704
Protestant Episcopal Church.....	6	1	3,000	4	47,000	6	42,498	5	5	116	766
Roman Catholic Church.....	11	8	187,700	11	78,450	11	152,033	6	6	60	2,455
All other denominations.....	8	1	200			8	8,012	7	7	35	273

RELIGIOUS BODIES.

TABLE 66.—STATISTICS OF RELIGIOUS BODIES IN EACH CITY HAVING,

DENOMINATION.	Total number of organizations.	MEMBERS.					PLACES OF WORSHIP.			VALUE OF CHURCH PROPERTY.	
		Number of organizations reporting.	Total number reported.	Sex.		Number of organizations reporting—		Number of church edifices reported.	Number of organizations reporting.	Value reported.	
				Number of organizations reporting.	Male.	Female.	Church edifices.				Halls, etc.
ELMIRA, N. Y.....	46	46	26,473	44	12,208	13,545	42	3	44	42	\$1,342,804
Adventist bodies:											
Seventh-day Adventist Denomination.....	1	1	66	1	15	51	1		1	1	4,500
Baptist bodies:											
Baptists—Northern Baptist Convention.....	4	4	2,105	4	930	1,275	4		4	4	123,700
Congregational Churches.....	2	2	1,021	2	430	591	2		2	2	175,000
Disciples of Christ.....	1	1	614	1	244	370	1		1	1	25,000
Eastern Orthodox Churches:											
Russian Orthodox Church.....	1	1	89	1	60	29	1		1	1	4,000
German Evangelical Synod of North America.....	1	1	450	1	200	250	1		1	1	25,000
Jewish congregations.....	2	2	1,600	2	1,150	450	2		2	2	11,000
Lutheran bodies:											
General Council of the Evangelical Lutheran Church in North America.....	2	2	313	2	133	180	2		2	2	24,102
Methodist bodies:											
Methodist Episcopal Church.....	9	9	3,995	9	1,700	2,295	9		10	9	233,900
Free Methodist Church of North America.....	1	1	51	1	10	41	1		2	1	4,500
African Methodist Episcopal Zion Church.....	1	1	87	1	20	67	1		1	1	25,000
Presbyterian bodies:											
Presbyterian Church in the United States of America.....	5	5	2,085	5	886	1,199	5		5	5	177,000
Protestant Episcopal Church.....	3	3	970	1	60	90	3		3	3	149,822
Roman Catholic Church.....	7	7	12,810	7	6,285	6,525	7		7	7	339,000
Salvation Army.....	1	1	67	1	30	37	1		1	1	19,080
All other denominations.....	5	5	150	5	55	95	1	3	1	1	2,200
ERIE, PA.....	68	66	52,163	59	20,687	23,405	60	6	62	60	2,787,370
Baptist bodies:											
Baptists—Northern Baptist Convention.....	6	6	1,364	5	540	758	6		6	6	107,000
Christian Church (American Christian Convention).....	1	1	117	1	54	63	1		1	1	5,000
Disciples of Christ.....	1	1	150	1	75	75	1		1	1	25,000
Evangelical Association.....	1	1	243	1	103	140	1		1	1	30,000
German Evangelical Synod of North America.....	2	2	1,675	1	400	700	2		2	2	125,000
Lutheran bodies:											
General Council of the Evangelical Lutheran Church in North America.....	8	8	3,856	7	1,155	1,321	8		9	8	374,800
Evangelical Lutheran Synodical Conference of America.....	1	1	400	1	275	125	1		1	1	18,000
Methodist bodies:											
Methodist Episcopal Church.....	6	6	3,475	6	1,457	2,018	6		6	6	225,800
Polish National Catholic Church of America.....	1	1	200	1	125	75	1		1	1	8,500
Presbyterian bodies:											
Presbyterian Church in the United States of America.....	6	6	2,578	6	1,000	1,578	6		7	6	395,000
United Presbyterian Church of North America.....	2	2	516	2	162	354	2		2	2	70,000
Protestant Episcopal Church.....	3	3	1,655	2	534	721	3		3	3	141,000
Roman Catholic Church.....	16	16	35,143	13	14,465	15,028	16		16	16	1,214,270
Unitarians.....	1	1	250	1	120	130	1		1	1	15,000
United Brethren bodies:											
Church of the United Brethren in Christ.....	1	1	190	1	81	109	1		1	1	7,000
All other denominations.....	12	10	351	10	141	210	4	6	4	4	26,000
EVANSVILLE, IND.....	86	86	30,943	78	8,896	12,757	78	4	78	78	1,532,977
Baptist bodies:											
Baptists—											
Northern Baptist Convention.....	4	4	714	4	242	472	3	1	3	3	22,500
National Baptist Convention.....	4	4	809	4	293	516	4		4	4	13,200
General Baptists.....	6	6	904	6	340	564	6		6	6	38,500
Christian Church (American Christian Convention).....	1	1	118	1	56	62	1		1	1	3,000
Disciples of Christ.....	3	3	910	3	321	589	3		3	3	62,500
Evangelical Association.....	2	2	189	2	77	112	2		2	2	16,200
German Evangelical Synod of North America.....	8	8	4,939	7	1,947	2,792	8		8	8	121,500
Jewish congregations.....	3	3	875	3	475	400	3		3	3	57,500
Lutheran bodies:											
General Synod of the Evangelical Lutheran Church in the United States of America.....	1	1	200	1	85	115	1		1	1	50,000
Evangelical Lutheran Synodical Conference of America.....	2	2	1,191	2	508	683	2		2	2	90,000
Evangelical Lutheran Joint Synod of Ohio and Other States.....	1	1	180	1	82	98	1		1	1	25,000
Methodist bodies:											
Methodist Episcopal Church.....	12	12	3,968	10	1,152	1,726	12		12	12	234,500
African Methodist Episcopal Church.....	1	1	180	1	54	126	1		1	1	10,000
African Methodist Episcopal Zion Church.....	3	3	538	3	160	378	3		3	3	6,600
Presbyterian bodies:											
Presbyterian Church in the United States of America.....	8	8	2,242	8	861	1,381	8		8	8	282,000
Cumberland Presbyterian Church.....	1	1	312	1	186	126	1		1	1	20,000
Protestant Episcopal Church.....	2	2	425	2	195	230	2		2	2	37,000
Roman Catholic Church.....	9	9	11,592	4	1,665	1,927	9		9	9	418,417
All other denominations.....	15	15	657	15	197	460	8	3	8	8	24,560
EVERETT, MASS.....	21	20	11,873	18	4,721	6,085	17	2	18	18	408,810
Baptist bodies:											
Baptists—Northern Baptist Convention.....	3	3	927	3	323	604	3		3	3	49,050
Congregational Churches.....	4	4	994	3	131	286	4		5	4	84,160
Disciples of Christ.....	1	1	135	1	50	85	1		1	1	15,000
Evangelical Association.....	1	1	62	1	23	39	1		1	1	5,000

GENERAL TABLES.

IN 1910, 25,000 INHABITANTS OR MORE, BY DENOMINATIONS: 1916—Continued.

DENOMINATION.	Total number of organizations.	DEBT ON CHURCH PROPERTY.		PARSONAGES.		EXPENDITURES FOR YEAR.		SUNDAY SCHOOLS CONDUCTED BY CHURCH ORGANIZATIONS.			
		Number of organizations reporting.	Amount of debt reported.	Number of organizations reporting.	Value of parsonages reported.	Number of organizations reporting.	Amount reported.	Number of organizations reporting.	Number of Sunday schools reported.	Number of officers and teachers.	Number of scholars.
ELMIRA, N. Y.....	46	27	\$99,895	24	\$127,350	44	\$213,527	44	47	824	10,273
Adventist bodies:											
Seventh-day Adventist Denomination.....	1	1	800			1	2,740	1	2	15	89
Baptist bodies:											
Baptists—Northern Baptist Convention.....	4	3	3,680	1	10,000	4	20,069	4	4	105	1,517
Congregational Churches.....	2	1	2,500			2	13,500	2	2	41	475
Disciples of Christ.....	1					1	3,376	1	1	28	325
Eastern Orthodox Churches:											
Russian Orthodox Church.....	1	1	3,900			1	1,609	1	1	1	15
German Evangelical Synod of North America.....	1	1	2,000	1	5,000	1	4,000	1	1	30	215
Jewish congregations.....	2					2	2,700	2	2	4	210
Lutheran bodies:											
General Council of the Evangelical Lutheran Church in North America.....	2	1	4,000			2	3,982	2	2	33	182
Methodist bodies:											
Methodist Episcopal Church.....	9	5	14,225	8	35,250	9	61,453	9	10	283	3,312
Free Methodist Church of North America.....	1	1	1,800	1	1,800	1	801	1	2	14	89
African Methodist Episcopal Church.....	1	1	2,000			1	1,495	1	1	6	35
Presbyterian bodies:											
Presbyterian Church in the United States of America.....	5	3	7,490	4	19,000	4	26,530	5	5	155	1,677
Protestant Episcopal Church.....	3			2	17,000	3	15,299	3	3	40	298
Roman Catholic Church.....	7	7	47,400	6	38,500	7	63,311	6	6	40	1,582
Salvation Army.....	1	1	9,000			1	1,669	1	1	9	135
All other denominations.....	5	1	1,100	1	800	4	994	4	4	20	117
ERIE, PA.....	68	35	295,834	39	374,835	66	461,089	58	61	1,101	15,051
Baptist bodies:											
Baptists—Northern Baptist Convention.....	6	3	7,000	1	5,000	6	21,521	6	6	127	1,203
Christian Church (American Christian Convention).....	1	1	500	1	3,000	1	846	1	1	14	70
Disciples of Christ.....	1	1	1,200	1	6,500	1	3,806	1	1	15	125
Evangelical Association.....	1			1	6,000	1	4,917	1	1	19	210
German Evangelical Synod of North America.....	2			1	5,000	2	12,132	2	3	43	515
Lutheran bodies:											
General Council of the Evangelical Lutheran Church in North America.....	8	4	19,675	4	15,000	8	34,237	8	9	200	2,054
Evangelical Lutheran Synodical Conference of America.....	1	1	650	1	4,500	1	2,024	1	1	10	100
Methodist bodies:											
Methodist Episcopal Church.....	6	4	20,700	6	41,000	6	48,085	6	6	231	3,191
Polish National Catholic Church of America.....	1	1	7,000	1	3,500	1	1,500	1	1	1	52
Presbyterian bodies:											
Presbyterian Church in the United States of America.....	6	2	10,275	4	40,700	6	64,314	6	7	184	2,045
United Presbyterian Church of North America.....	2	1	10,000	1	10,000	2	9,600	2	2	38	425
Protestant Episcopal Church.....	3	2	9,600	2	18,000	3	29,041	3	3	46	439
Roman Catholic Church.....	16	9	199,109	14	212,635	16	207,201	11	11	96	3,988
Unitarians.....	1	1	1,000			1	3,500	1	1	8	100
United Brethren bodies:											
Church of the United Brethren in Christ.....	1	1	1,125	1	4,000	1	3,127	1	1	24	251
All other denominations.....	12	4	8,000			10	15,238	7	7	45	283
EVANSVILLE, IND.....	86	47	242,221	35	166,250	84	295,004	72	76	1,392	15,267
Baptist bodies:											
Baptists—											
Northern Baptist Convention.....	4	2	3,500	1	2,000	4	6,520	4	6	85	598
National Baptist Convention.....	4	2	1,101			4	3,280	2	2	13	137
General Baptists.....	6	4	10,600	2	4,500	6	9,613	6	6	79	1,135
Christian Church (American Christian Convention).....	1					1	804	1	1	9	45
Disciples of Christ.....	3	1	14,000			3	8,615	3	3	50	709
Evangelical Association.....	2	1	5,300	1	3,500	2	4,928	2	2	33	371
German Evangelical Synod of North America.....	3	3	7,700	6	20,000	3	48,478	8	8	274	2,572
Jewish congregations.....	3	1	8,000			3	9,900	3	3	13	129
Lutheran bodies:											
General Synod of the Evangelical Lutheran Church in the United States of America.....	1	1	10,000			1	1,600	1	1	14	175
Evangelical Lutheran Synodical Conference of America.....	2	1	5,000	2	14,450	2	15,138				
Evangelical Lutheran Joint Synod of Ohio and Other States.....	1	1	1,200	1	5,000	1	2,400	1	1	7	80
Methodist bodies:											
Methodist Episcopal Church.....	12	8	19,100	8	39,800	12	44,772	12	12	368	4,249
African Methodist Episcopal Church.....	1	1	160	1	1,500	1	399	1	1	12	60
African Methodist Episcopal Zion Church.....	3	1	2,000			3	3,725	3	3	22	120
Presbyterian bodies:											
Presbyterian Church in the United States of America.....	8	6	12,500	4	28,500	8	44,694	8	9	255	2,393
Cumberland Presbyterian Church.....	1	1	9,100			1	2,645	1	1	34	325
Protestant Episcopal Church.....	2			1	3,500	2	4,874	1	1	11	88
Roman Catholic Church.....	9	7	127,700	7	44,500	9	73,379	6	7	39	1,445
All other denominations.....	15	6	5,280	1	1,000	13	9,392	9	9	74	638
EVERETT, MASS.....	21	13	42,554	6	47,000	19	87,446	20	21	613	5,925
Baptist bodies:											
Baptists—Northern Baptist Convention.....	3	2	3,750			3	11,605	3	3	102	1,141
Congregational Churches.....	4	3	7,244			4	14,053	4	5	149	1,318
Disciples of Christ.....	1	1	800	1	1,200	1	1,700	1	1	12	130
Evangelical Association.....	1	1	3,200			1	1,851	1	1	15	105

RELIGIOUS BODIES.

TABLE 66.—STATISTICS OF RELIGIOUS BODIES IN EACH CITY HAVING,

DENOMINATION.	Total number of organizations.	MEMBERS.					PLACES OF WORSHIP.			VALUE OF CHURCH PROPERTY.	
		Number of organizations reporting.	Total number reported.	Sex.		Number of organizations reporting—		Number of church edifices reported.	Number of organizations reporting.	Value reported.	
				Number of organizations reporting.	Male.	Female.	Church edifices.				Halls, etc.
EVERETT, MASS.—Continued.											
Lutheran bodies:											
General Council of the Evangelical Lutheran Church in North America.....	1	1	434	1	210	224	1	1	1	\$10,500	
Methodist bodies:											
Methodist Episcopal Church.....	2	2	851	2	304	547	2	2	2	45,000	
Pentecostal Church of the Nazarene.....	1	1	80	1	25	55	1	1	1	10,000	
Presbyterian bodies:											
Presbyterian Church in the United States of America.....	1	1	158	1	70	88	1	1	1	8,000	
Protestant Episcopal Church.....	1	1	500				1	1	1	17,100	
Roman Catholic Church.....	2	2	7,460	2	3,498	3,962	1	1	2	123,000	
Universalists.....	1	1	201	1	58	143	1	1	1	43,000	
All other denominations.....	3	2	71	2	29	42		1			
FALL RIVER, MASS.....	68	67	91,373	59	36,452	40,379	62	3	68	61	2,794,600
Baptist bodies:											
Baptists—Northern Baptist Convention.....	5	5	1,974	3	72	183	4	8	4	193,150	
Christian Church (American Christian Convention).....	3	3	471	3	136	335	3	3	3	58,500	
Congregational Churches.....	4	4	1,185	4	404	781	4	4	4	486,000	
Eastern Orthodox Churches:											
Russian Orthodox Church.....	1	1	215	1	115	100	1	1	1	4,000	
Friends:											
Society of Friends (Orthodox).....	1	1	138	1	60	78	1	1	1	35,000	
Latter Day Saints:											
Reorganized Church of Jesus Christ of Latter Day Saints.....	1	1	123	1	46	77	1	1	1	5,000	
Methodist bodies:											
Methodist Episcopal Church.....	6	6	1,950	6	646	1,304	6	6	6	97,500	
Primitive Methodist Church in the United States of America.....	3	3	441	3	164	277	3	3	3	34,500	
Old Catholic Churches in America:											
Old Roman Catholic Church.....	2	2	600	2	325	275	2	2	2	13,000	
Polish National Catholic Church of America.....	1	1	520	1	245	275	1	1	1	15,000	
Presbyterian bodies:											
United Presbyterian Church of North America.....	1	1	350	1	120	230	1	1	1	28,000	
Protestant Episcopal Church.....	6	6	3,996	5	1,525	2,169	6	8	6	162,300	
Roman Catholic Church.....	25	25	78,570	20	32,285	33,764	23	23	22	1,586,900	
Salvation Army.....	1	1	187	1	83	104	1	1	1	19,800	
Spiritualists:											
Spiritualists (National Spiritualists' Association).....	2	1	120	1	45	75		2	1	150	
Unitarians.....	1	1	340	1	112	228	1	1	1	36,200	
Universalists.....	5	5	193	5	69	124	4	4	3	19,600	
All other denominations.....											
FITCHBURG, MASS.....	34	34	27,601	31	12,590	13,048	26	5	27	28	761,445
Baptist bodies:											
Baptists—Northern Baptist Convention.....	4	4	887	4	321	566	3	3	3	115,522	
Congregational Churches.....	5	5	1,385	5	477	908	5	6	5	223,000	
Eastern Orthodox Churches:											
Greek Orthodox Church (Hellenic).....	1	1	775	1	600	175		1	1	1,500	
Jacobite Church (Assyrian).....	1	1	65	1	40	25		1			
Jewish congregations.....	1	1	80	1	70	10	1	1	1	10,000	
Lutheran bodies:											
General Council of the Evangelical Lutheran Church in North America.....	1	1	66				1	1	1	10,373	
Finnish Evangelical Lutheran National Church.....	1	1	205	1	96	109	1	1	1	3,000	
Methodist bodies:											
Methodist Episcopal Church.....	3	3	715	3	246	469	3	3	3	61,000	
Pentecostal Church of the Nazarene.....	1	1	76				1	1	1	10,000	
Protestant Episcopal Church.....	3	3	1,029	3	463	566	3	3	3	45,000	
Roman Catholic Church.....	6	6	21,346	5	9,889	9,636	5	5	5	217,300	
Spiritualists:											
Spiritualists (National Spiritualists' Association).....	2	2	122	2	51	71		1	1	350	
Unitarians.....	1	1	445	1	177	268	1	1	1	28,000	
Universalists.....	1	1	321	1	128	193	1	1	1	32,400	
All other denominations.....	3	3	84	3	32	52	1	1	1	4,000	
FLINT, MICH.....	37	37	15,306	36	6,687	7,371	31	5	35	31	1,039,700
Adventist bodies:											
Seventh-day Adventist Denomination.....	1	1	94	1	25	69	1	1	1	8,000	
Baptist bodies:											
Baptists—											
Northern Baptist Convention.....	2	2	1,160	2	484	676	2	5	2	110,000	
National Baptist Convention.....	1	1	50	1	12	38	1	1	1	9,000	
Brethren, Plymouth:											
Brethren, Plymouth, II.....	1	1	50	1	23	27		1			
Congregational Churches.....	1	1	304	1	82	222	1	1	1	25,000	
Disciples of Christ.....	1	1	340	1	155	185	1	1	1	45,000	
Eastern Orthodox Churches:											
Russian Orthodox Church.....	1	1	54	1	27	27	1	1	1	3,000	
Evangelical Association.....	2	2	445	2	162	283	2	2	2	23,200	
Latter Day Saints:											
Church of Jesus Christ of Latter Day Saints.....	1	1	94	1	41	53		1			
Reorganized Church of Jesus Christ of Latter Day Saints.....	1	1	301	1	143	158	1	1	1	10,000	
Lutheran bodies:											
General Council of the Evangelical Lutheran Church in North America.....	1	1	70	1	45	25	1	1	1	5,000	
Evangelical Lutheran Synodical Conference of America.....	1	1	253	1	151	102	1	1	1	4,500	

GENERAL TABLES.

IN 1910, 25,000 INHABITANTS OR MORE, BY DENOMINATIONS: 1916—Continued.

DENOMINATION.	Total number of organizations.	DEBT ON CHURCH PROPERTY.		PARSONAGES.		EXPENDITURES FOR YEAR.		SUNDAY SCHOOLS CONDUCTED BY CHURCH ORGANIZATIONS.			
		Number of organizations reporting.	Amount of debt reported.	Number of organizations reporting.	Value of parsonages reported.	Number of organizations reporting.	Amount reported.	Number of organizations reporting.	Number of Sunday schools reported.	Number of officers and teachers.	Number of scholars.
EVERETT, MASS.—Continued.											
Lutheran bodies:											
General Council of the Evangelical Lutheran Church in North America.....	1	1	\$1,100			1	\$3,840	1	1	22	185
Methodist bodies:											
Methodist Episcopal Church.....	2	1	5,300	2	\$12,000	2	15,956	2	2	88	1,065
Pentecostal Church of the Nazarene.....	1	1	3,660			1	2,761	1	1	11	85
Presbyterian bodies:											
Presbyterian Church in the United States of America.....	1	1	3,000			1	2,394	1	1	19	200
Protestant Episcopal Church.....	1	1	10,500	1	4,800	1	5,313	1	1	27	220
Roman Catholic Church.....	2	1	4,000	2	29,000	2	16,765	2	2	124	1,154
Universalists.....	1					1	10,506	1	1	33	255
All other denominations.....	3					1	702	2	2	11	67
FALL RIVER, MASS.....	68	33	579,691	37	282,400	63	534,851	63	68	1,438	19,478
Baptist bodies:											
Baptists—Northern Baptist Convention.....	5	1	6,300			5	31,019	5	7	182	1,811
Christian Church (American Christian Convention).....	3	1	2,300	3	9,000	3	8,359	3	3	68	481
Congregational Churches.....	4	1	7,200			4	41,918	4	4	136	849
Eastern Orthodox Churches:											
Russian Orthodox Church.....	1	1	2,386			1	1,040				
Friends:											
Society of Friends (Orthodox).....	1					1	908	1	1	12	59
Latter Day Saints:											
Reorganized Church of Jesus Christ of Latter Day Saints.....	1					1	541	1	1	33	134
Methodist bodies:											
Methodist Episcopal Church.....	6	2	11,000	5	14,500	6	22,001	6	6	200	1,754
Primitive Methodist Church in the United States of America.....	3	2	4,700	2	9,000	3	6,960	3	3	70	734
Old Catholic Churches in America:											
Old Roman Catholic Church.....	2	2	9,860	1	4,000	2	2,000	2	2	8	155
Polish National Catholic Church of America.....	1	1	3,500	1	3,000	1	2,300	1	1	1	130
Presbyterian bodies:											
United Presbyterian Church of North America.....	1					1	5,075	1	1	36	310
Protestant Episcopal Church.....	6	1	1,200	5	28,800	6	27,203	6	7	166	1,354
Roman Catholic Church.....	25	18	524,686	20	214,100	21	368,502	21	23	449	11,274
Salvation Army.....	1	1	5,800			1	6,059	1	1	14	96
Spiritualists:											
Spiritualists (National Spiritualists' Association).....	2					2	1,613	2	2	6	49
Unitarians.....	1					1	5,901	1	1	15	90
Universalists.....	5	2	759			4	3,452	5	5	42	198
All other denominations.....											
FITCHBURG, MASS.....	34	6	37,800	12	100,050	31	169,655	28	33	570	6,849
Baptist bodies:											
Baptists—Northern Baptist Convention.....	4			1	5,100	4	19,102	4	5	104	846
Congregational Churches.....	5			1	6,000	5	20,293	5	5	149	1,080
Eastern Orthodox Churches:											
Greek Orthodox Church (Hellenic).....	1					1	1,300				
Jacobite Church (Assyrian).....	1										
Jewish congregations.....	1	1	3,900			1	1,100	1	1	21	90
Lutheran bodies:											
General Council of the Evangelical Lutheran Church in North America.....	1	1	2,200			1	1,624	1	1	10	46
Finnish Evangelical Lutheran National Church.....	1					1	818	1	1	10	116
Methodist bodies:											
Methodist Episcopal Church.....	3	1	500	2	15,000	3	8,037	3	3	70	659
Pentecostal Church of the Nazarene.....	1							1	1	20	86
Protestant Episcopal Church.....	3			1	3,200	3	11,632	2	2	36	384
Roman Catholic Church.....	6	2	27,200	6	62,500	6	83,379	6	10	103	3,222
Spiritualists:											
Spiritualists (National Spiritualists' Association).....	2					1	2,600				
Unitarians.....	1					1	10,488	1	1	13	79
Universalists.....	1	1	4,000	1	8,250	1	7,323	1	1	21	177
All other denominations.....	3					3	1,959	2	2	13	46
FLINT, MICH.....	37	21	132,733	16	121,000	35	281,261	35	48	786	10,923
Adventist bodies:											
Seventh-day Adventist Denomination.....	1	1	3,000			1	8,557	1	1	23	143
Baptist bodies:											
Baptists—											
Northern Baptist Convention.....	2	1	6,000	2	9,500	2	11,788	2	7	80	1,118
National Baptist Convention.....	1	1	3,524			1	1,747	1	1	6	25
Brethren, Plymouth:											
Brethren, Plymouth, Ill.....	1							1	1	4	40
Congregational Churches.....	1			1	6,000	1	3,059	1	1	23	170
Disciples of Christ.....	1	1	10,000			1	4,000	1	1	20	400
Eastern Orthodox Churches:											
Russian Orthodox Church.....	1	1	900			1	1,248	1	1	1	8
Evangelical Association.....	2	1	9,950	2	6,500	2	4,747	2	2	55	1,080
Latter Day Saints:											
Church of Jesus Christ of Latter Day Saints.....	1					1	200	1	1	6	46
Reorganized Church of Jesus Christ of Latter Day Saints.....	1	1	1,500			1	3,730	1	3	49	300
Lutheran bodies:											
General Council of the Evangelical Lutheran Church in North America.....	1	1	4,000			1	450	1	2	4	12
Evangelical Lutheran Synodical Conference of America.....	1	1	2,346	1	3,500	1	1,998	1	1	9	96

RELIGIOUS BODIES.

TABLE 66.—STATISTICS OF RELIGIOUS BODIES IN EACH CITY HAVING,

DENOMINATION.	Total number of organizations.	MEMBERS.					PLACES OF WORSHIP.			VALUE OF CHURCH PROPERTY.	
		Number of organizations reporting.	Total number reported.	Sex.		Number of organizations reporting—		Number of church edifices reported.	Number of organizations reporting.	Value reported.	
				Male.	Female.	Church edifices.	Halls, etc.				
FLINT, MICH.—Continued.											
Methodist bodies:											
Methodist Episcopal Church.....	7	7	3,705	7	1,381	2,324	7	7	7	\$220,000	
Methodist Protestant Church.....	1	1	168	1	60	108	1	1	1	10,000	
Free Methodist Church of North America.....	2	2	179	2	58	121	2	2	2	8,000	
African Methodist Episcopal Church.....	1	1	70	1	30	40	1	1	1	20,000	
Presbyterian bodies:											
Presbyterian Church in the United States of America.....	1	1	800	1	350	450	1	1	1	100,000	
Protestant Episcopal Church.....	3	3	1,243	3	647	598	2	3	2	295,000	
Roman Catholic Church.....	2	2	5,500	1	2,600	1,650	2	2	2	101,000	
Salvation Army.....	1	1	263	1	135	128	1	1	1	38,000	
Spiritualists:											
Spiritualists (National Spiritualists' Association).....	1	1	60	1	32	28	2	1	2	5,000	
All other denominations.....	4	4	103	4	44	59	2	2	2	5,000	
FORT WAYNE, IND.....	57	57	39,951	53	17,766	21,866	48	3	48	2,147,730	
Baptist bodies:											
Baptists—Northern Baptist Convention.....	4	4	1,402	4	598	804	4	4	4	71,900	
Churches of God in North America, General Eldership of the.....	1	1	140	1	60	80	1	1	1	10,000	
Congregational Churches.....	1	1	898	1	337	561	1	1	1	100,000	
Disciples of Christ.....	3	3	1,425	2	302	505	2	2	2	11,350	
Evangelical Association.....	2	2	784	2	341	443	2	2	2	58,000	
Evangelistic associations:											
Missionary Church Association.....	1	1	94	1	37	57	1	1	1	90,000	
Jewish congregations:											
Lutheran bodies:	1	1	250	1	100	150	1	1	1	90,000	
General Synod of the Evangelical Lutheran Church in the United States of America.....	1	1	315	1	120	195	1	1	1	90,000	
General Council of the Evangelical Lutheran Church in North America.....	1	1	855	1	415	440	1	1	1	90,000	
Evangelical Lutheran Synodical Conference of America.....	8	8	8,421	6	3,620	4,121	7	7	7	404,100	
Evangelical Lutheran Joint Synod of Ohio and Other States.....	2	2	767	2	643	1,124	2	2	2	53,850	
Methodist bodies:											
Methodist Episcopal Church.....	5	5	3,908	5	1,442	2,466	5	5	5	167,000	
African Methodist Episcopal Church.....	1	1	255	1	97	158	1	1	1	10,000	
Presbyterian bodies:											
Presbyterian Church in the United States of America.....	4	4	1,932	4	801	1,131	4	4	4	212,000	
Protestant Episcopal Church.....	1	1	500	1	235	265	1	1	1	60,000	
Reformed bodies:											
Reformed Church in the United States.....	3	3	1,380	3	586	794	3	3	3	91,000	
Roman Catholic Church.....	9	9	15,808	9	7,779	8,029	8	8	9	575,500	
United Brethren bodies:											
Church of the United Brethren in Christ.....	1	1	495	1	174	321	1	1	1	9,000	
All other denominations.....	8	8	322	7	79	222	4	2	4	54,000	
FORT WORTH, TEX.....	108	108	42,797	96	14,389	21,256	93	10	99	1,983,150	
Adventist bodies:											
Seventh-day Adventist Denomination.....	1	1	90	1	21	69	1	1	1	2,500	
Baptist bodies:											
Baptists—	16	16	6,159	8	830	1,259	14	1	14	124,000	
Southern Baptist Convention.....	14	14	10,867	14	4,202	6,665	13	13	12	210,600	
Churches of Christ.....	9	9	1,878	9	754	1,124	8	1	9	47,000	
Congregational Churches.....	1	1	210	1	87	123	1	1	1	20,000	
Disciples of Christ.....	9	9	2,411	9	991	1,420	7	2	7	254,000	
Eastern Orthodox Churches:											
Greek Orthodox Church (Hellenic).....	1	1	200	1	160	40	1	1	1	8,000	
German Evangelical Synod of North America.....	1	1	131	1	51	80	1	1	1	7,000	
Independent churches.....	1	1	177	1	63	114	1	1	1	400	
Jewish congregations.....	3	3	700	2	160	90	2	1	2	58,000	
Methodist bodies:											
Methodist Episcopal Church.....	5	5	968	5	366	602	5	5	5	101,000	
Methodist Episcopal Church, South.....	13	13	7,653	13	3,060	4,593	13	13	13	300,150	
African Methodist Episcopal Church.....	2	2	585	2	220	365	2	2	2	61,500	
African Methodist Episcopal Zion Church.....	2	2	98	2	36	62	2	2	2	700	
Colored Methodist Episcopal Church.....	3	3	481	3	197	284	3	3	3	22,100	
Presbyterian bodies:											
Presbyterian Church in the United States of America.....	2	2	765	2	307	458	2	2	2	42,000	
Cumberland Presbyterian Church.....	1	1	93	1	30	63	1	2	1	2,000	
Presbyterian Church in the United States.....	4	4	2,213	4	846	1,367	4	7	4	137,500	
Protestant Episcopal Church.....	3	3	902	3	315	587	3	3	3	124,500	
Roman Catholic Church.....	5	5	5,870	4	1,551	1,719	5	5	5	446,000	
Spiritualists:											
Progressive Spiritual Church.....	2	2	89	2	45	44	1	1	1	500	
All other denominations.....	10	10	257	8	97	128	3	5	4	15,700	
GALVESTON, TEX.....	46	46	23,222	42	10,605	11,787	40	3	45	973,840	
Baptist bodies:											
Baptists—	3	3	1,220	3	595	625	2	1	2	85,000	
Southern Baptist Convention.....	9	9	3,000	9	1,146	1,854	9	11	9	96,600	
National Baptist Convention.....	1	1	86	1	50	36	1	2	1	5,000	
Churches of the Living God.....	1	1	379	1	150	229	1	2	1	25,000	
Disciples of Christ.....	1	1	652	1	519	133	1	1	1	4,000	
Eastern Orthodox Churches:											
Russian Orthodox Church.....	1	1	652	1	519	133	1	1	1	4,000	

GENERAL TABLES.

IN 1910, 25,000 INHABITANTS OR MORE, BY DENOMINATIONS: 1916—Continued.

DENOMINATION.	Total number of organizations.	DEBT ON CHURCH PROPERTY.		PARSONAGES.		EXPENDITURES FOR YEAR.		SUNDAY SCHOOLS CONDUCTED BY CHURCH ORGANIZATIONS.			
		Number of organizations reporting.	Amount of debt reported.	Number of organizations reporting.	Value of parsonages reported.	Number of organizations reporting.	Amount reported.	Number of organizations reporting.	Number of Sunday schools reported.	Number of officers and teachers.	Number of scholars.
FLINT, MICH.—Continued.											
Methodist bodies:											
Methodist Episcopal Church.....	7	5	\$39,750	3	\$23,000	7	\$66,612	7	7	246	4,110
Methodist Protestant Church.....	1	1	1,000	1	4,000	1	2,500	1	1	16	325
Free Methodist Church of North America.....	2			2	7,500	2	3,805	2	2	27	308
African Methodist Episcopal Church.....	1	1	2,801	1	5,000	1	505	1	1	8	50
Presbyterian bodies:											
Presbyterian Church in the United States of America.....	1			1	10,000	1	9,900	1	1	60	950
Protestant Episcopal Church.....	3					3	112,150	2	7	89	650
Roman Catholic Church.....	2	2	42,500	2	46,000	2	36,760	2	2	13	790
Salvation Army.....	1	1	2,750			1	5,133	1	1	22	114
Spiritualists:											
Spiritualists (National Spiritualists' Association).....	1					1	800	1	1	4	48
All other denominations.....	4	2	2,712			3	1,572	3	3	21	140
FORT WAYNE, IND.....	57	23	210,546	32	256,900	54	496,295	47	61	1,175	15,569
Baptist bodies:											
Baptists—Northern Baptist Convention.....	4	4	12,400			4	18,426	4	4	103	1,122
Churches of God in North America, General Eldership of the.....	1					1	1,192	1	1	26	211
Congregational Churches.....	1					1	30,040	1	1	29	528
Disciples of Christ.....	3	1	2,620			2	5,188	3	3	98	1,400
Evangelical Association.....	2	1	9,341	2	9,500	2	17,638	2	2	68	1,080
Evangelistic associations:											
Missionary Church Association.....	1					1	1,797	1	6	37	442
Jewish congregations.....	1					1	4,500	1	1	5	50
Lutheran bodies:											
General Synod of the Evangelical Lutheran Church in the United States of America.....	1	1	30,000			1	18,593	1	1	18	187
General Council of the Evangelical Lutheran Church in North America.....	1	1	3,000	1	10,000	1	6,408	1	1	27	261
Evangelical Lutheran Synodical Conference of America.....	8	2	22,270	5	34,900	7	97,571	2	2	40	564
Evangelical Lutheran Joint Synod of Ohio and Other States.....	2	1	10,000	2	17,000	2	16,396	2	5	34	447
Methodist bodies:											
Methodist Episcopal Church.....	5	3	34,000	5	29,500	5	27,452	5	5	257	3,110
African Methodist Episcopal Church.....	1			1	2,500	1	1,860	1	1	14	105
Presbyterian bodies:											
Presbyterian Church in the United States of America.....	4	3	7,000	1	15,000	4	38,524	4	5	167	1,522
Protestant Episcopal Church.....	1			1	15,000	1	6,900	1	2	30	200
Reformed bodies:											
Reformed Church in the United States.....	3	1	5,500	3	26,000	3	16,722	3	3	64	767
Roman Catholic Church.....	9	4	70,415	8	85,500	9	176,037	8	12	71	2,651
United Brethren bodies:											
Church of the United Brethren in Christ.....	1			1	5,000	1	4,566	1	1	27	460
All other denominations.....	8	1	4,000	2	7,000	7	6,485	5	5	60	462
FORT WORTH, TEX.....	108	39	219,058	38	217,050	98	350,975	100	110	1,839	22,825
Adventist bodies:											
Seventh-day Adventist Denomination.....	1					1	1,903	1	1	15	67
Baptist bodies:											
Baptists—											
Southern Baptist Convention.....	16	1	400	3	4,750	16	86,927	15	17	372	3,900
National Baptist Convention.....	14	7	34,200	1	1,800	14	24,779	14	16	213	2,734
Churches of Christ.....	9	2	2,700			4	7,400	9	9	77	1,391
Congregational Churches.....	1			1	3,500	1	5,252	1	1	14	63
Disciples of Christ.....	9	3	52,800	1	7,000	8	51,944	9	9	159	2,379
Eastern Orthodox Churches:											
Greek Orthodox Church (Hellenic).....	1										
German Evangelical Synod of North America.....	1	1	6,000	1	2,500	1	1,378	1	1	3	43
Independent churches.....	1					1	7,250	1	1	9	89
Jewish congregations.....	3	1	20,000			3	11,485	2	2	16	175
Methodist bodies:											
Methodist Episcopal Church.....	5	3	18,110	4	14,400	5	9,240	5	6	70	617
Methodist Episcopal Church, South.....	13	3	1,700	11	45,800	13	69,687	13	14	463	6,583
African Methodist Episcopal Church.....	2	2	13,900	2	1,500	2	3,280	2	2	34	375
African Methodist Episcopal Zion Church.....	2					2	608	2	2	13	68
Colored Methodist Episcopal Church.....	3	3	1,775	1	2,000	3	2,681	3	3	31	352
Presbyterian bodies:											
Presbyterian Church in the United States of America.....	2	2	11,500	1	6,000	2	11,520	2	3	56	648
Cumberland Presbyterian Church.....	1	1	528			1	374	1	1	12	77
Presbyterian Church in the United States.....	4	3	5,400	3	20,000	4	27,263	4	6	196	1,715
Protestant Episcopal Church.....	3	2	30,400	1	2,000	3	17,658	3	4	24	393
Roman Catholic Church.....	5	3	17,450	5	99,600	4	10,070	5	5	36	978
Spiritualists:											
Progressive Spiritual Church.....	2					2	870				
All other denominations.....	10	2	2,195	3	6,200	8	4,406	7	7	26	178
GALVESTON, TEX.....	46	21	97,737	28	177,400	45	175,935	43	47	568	7,195
Baptist bodies:											
Baptists—											
Southern Baptist Convention.....	3	1	3,000	2	25,000	3	15,036	3	3	45	555
National Baptist Convention.....	9	4	10,242	3	6,400	9	18,942	8	8	85	707
Churches of the Living God:											
Church of the Living God.....	1	1	800			1	800	1	1	5	40
Disciples of Christ.....	1	1	15,500	1	5,500	1	10,116	1	1	20	225
Eastern Orthodox Churches:											
Russian Orthodox Church.....	1			1	2,000	1	1,261	1	1	1	17

RELIGIOUS BODIES.

TABLE 66.—STATISTICS OF RELIGIOUS BODIES IN EACH CITY HAVING,

DENOMINATION.	Total number of organizations.	MEMBERS.					PLACES OF WORSHIP.			VALUE OF CHURCH PROPERTY.	
		Number of organizations reporting.	Total number reported.	Sex.		Number of organizations reporting—		Number of church edifices reported.	Number of organizations reporting.	Value reported.	
				Number of organizations reporting.	Male.	Female.	Church edifices.				Halls, etc.
GALVESTON, TEX.—Continued.											
Evangelical Association.....	1	1	82	1	34	48	1	1	1	\$10,500	
Jewish congregations.....	3	3	1,000	3	455	545	3	3	3	53,500	
Lutheran bodies:											
General Council of the Evangelical Lutheran Church in North America.....	1	1	81				1	1	1	9,000	
Norwegian Lutheran Church of America—Synod for the Norwegian Evangelical Lutheran Church of America.....	1	1	71	1	35	36		1	1		
Evangelical Lutheran Synod of Iowa and Other States.....	1	1	1,000	1	500	500	1	2	1	26,000	
Methodist bodies:											
Methodist Episcopal Church.....	3	3	798	3	360	438	3	3	3	25,500	
Methodist Episcopal Church, South.....	2	2	1,300	2	595	705	2	2	2	52,000	
African Methodist Episcopal Church.....	2	2	637	2	122	515	2	2	2	37,000	
Colored Methodist Episcopal Church.....	1	1	68	1	27	41	1	1	1	5,000	
Presbyterian bodies:											
Presbyterian Church in the United States of America.....	1	1	89								
Presbyterian Church in the United States.....	2	2	528	2	362	166	2	2	2	131,000	
Protestant Episcopal Church.....	3	3	815	2	60	101	3	3	3	171,000	
Roman Catholic Church.....	5	5	11,299	5	5,542	5,757	5	5	5	230,500	
Spiritualists:											
Spiritualists (National Spiritualists' Association).....	2	2	57	2	33	24	1	1	2	6,540	
All other denominations.....	3	3	60	2	20	34	1	1	1	700	
GRAND RAPIDS, MICH.....	122	122	57,632	100	19,024	23,558	106	12	110	2,661,861	
Adventist bodies:											
Seventh-day Adventist Denomination.....	1	1	223	1	49	174	1	1	1	8,000	
Armenian Church.....	1	1	100					1			
Baptist bodies:											
Baptists—Northern Baptist Convention.....	8	8	2,490	6	560	806	8	9	8	287,500	
Brethren, German Baptist (Dunkers): Church of the Brethren (Conservative Dunkers).....	1	1	153	1	66	87	1	1	1	4,300	
Brethren, Plymouth:											
Brethren, Plymouth, I.....	1	1	103	1	47	56	1	1	1	2,500	
Congregational Churches.....	7	7	2,572	7	895	1,677	7	7	7	170,000	
Disciples of Christ.....	3	3	777	2	94	173	3	3	2	15,400	
Eastern Orthodox Churches:											
Syrian Orthodox Church.....	1	1	400	1	215	185	1	1	1	5,000	
Evangelical Association.....	2	2	242	2	101	141	2	2	2	14,500	
German Evangelical Synod of North America.....	1	1	935	1	425	510	1	1	1	26,000	
Independent churches.....	3	3	1,205	3	437	768	3	3	3	86,000	
Jewish congregations.....	1	1	100	1	60	40	1	1	1	49,000	
Latter Day Saints:											
Reorganized Church of Jesus Christ of Latter Day Saints.....	1	1	100	1	34	66		1			
Lutheran bodies:											
General Synod of the Evangelical Lutheran Church in the United States of America.....	1	1	506	1	207	299	1	1	1	46,000	
General Council of the Evangelical Lutheran Church in North America.....	1	1	329	1	152	177	1	1	1	12,500	
Evangelical Lutheran Synodical Conference of America.....	2	2	1,240	2	572	668	2	2	2	40,000	
Methodist bodies:											
Methodist Episcopal Church.....	9	9	3,549	8	1,090	2,109	9	9	9	377,500	
Wesleyan Methodist Connection of America.....	2	2	141	2	52	89	2	2	2	6,000	
African Methodist Episcopal Church.....	1	1	134	1	47	87	1	1	1	10,000	
Pentecostal Church of the Nazarene.....	1	1	155	1	45	110	1	1	1	3,000	
Presbyterian bodies:											
Presbyterian Church in the United States of America.....	5	5	1,445	5	522	923	4	4	5	135,500	
Protestant Episcopal Church.....	5	5	2,251	4	362	883	3	3	3	118,801	
Reformed bodies:											
Reformed Church in America.....	17	17	4,320	15	1,876	2,374	16	18	16	244,700	
Christian Reformed Church.....	16	16	7,314	11	2,314	2,745	16	17	16	341,750	
Roman Catholic Church.....	13	13	25,074	7	8,407	7,862	12	12	12	530,850	
Scandinavian Evangelical bodies:											
Swedish Evangelical Mission Covenant of America.....	1	1	281				1	1	1	25,000	
Spiritualists:											
Spiritualists (National Spiritualists' Association).....	2	2	115	2	45	70	1	1	1	6,000	
Unitarians.....	1	1	500				1	1	1	15,000	
United Brethren bodies:											
Church of the United Brethren in Christ.....	1	1	316	1	132	184	1	1	1	25,000	
All other denominations.....	13	13	562	12	218	295	5	6	5	15,000	
GREEN BAY, WIS.....	32	32	20,099	31	8,883	10,766	30	1	31	595,459	
Adventist bodies:											
Seventh-day Adventist Denomination.....	2	2	92	2	33	59	2	2	2	5,200	
Baptist bodies:											
Baptists—Northern Baptist Convention.....	1	1	303	1	102	201	1	1	1	28,000	
Brethren, Plymouth:											
Brethren, Plymouth, I.....	1	1	17	1	6	11		1			
Congregational Churches.....	1	1	265	1	88	177	1	1	1	30,000	
Disciples of Christ.....	1	1	105	1	30	75	1	1	1	4,000	
Lutheran bodies:											
Evangelical Lutheran Synodical Conference of America.....	2	2	797	1	118	229	2	2	1	8,000	
Norwegian Lutheran Church of America—United Norwegian Lutheran Church in America.....	1	1	353	1	205	148	1	1	1	20,159	
Evangelical Lutheran Joint Synod of Ohio and Other States.....	1	1	415	1	120	295	1	1	1	32,000	
United Danish Evangelical Lutheran Church in America.....	1	1	57	1	28	29	1	1	1	7,800	

GENERAL TABLES.

IN 1910, 25,000 INHABITANTS OR MORE, BY DENOMINATIONS: 1916—Continued.

DENOMINATION.	Total number of organizations.	DEBT ON CHURCH PROPERTY.		PARSONAGES.		EXPENDITURES FOR YEAR.		SUNDAY SCHOOLS CONDUCTED BY CHURCH ORGANIZATIONS.			
		Number of organizations reporting.	Amount of debt reported.	Number of organizations reporting.	Value of parsonages reported.	Number of organizations reporting.	Amount reported.	Number of organizations reporting.	Number of Sunday schools reported.	Number of officers and teachers.	Number of scholars.
GALVESTON, TEX.—Continued.											
Evangelical Association.....	1	1	\$2,500	1	\$3,000	1	\$1,054	1	1	8	100
Jewish congregations.....	3	2	4,600	1	10,000	3	10,217	2	2	17	290
Lutheran bodies:											
General Council of the Evangelical Lutheran Church in North America.....	1			1	6,000	1	553	1	1	7	60
Norwegian Lutheran Church of America—Synod for the Norwegian Evangelical Lutheran Church of America.....	1					1	388	1	1	1	8
Evangelical Lutheran Synod of Iowa and Other States.....	1	1	4,000	1	4,000	1	3,637	1	1	35	440
Methodist bodies:											
Methodist Episcopal Church.....	3	1	1,200	3	8,000	3	8,713	3	3	41	730
Methodist Episcopal Church, South.....	2	1	5,000	2	12,000	2	33,121	2	3	54	1,225
African Methodist Episcopal Church.....	2	2	1,875	2	3,500	2	4,989	2	2	20	218
Colored Methodist Episcopal Church.....	1	1	1,500	1	2,000	1	3,730	1	1	10	46
Presbyterian bodies:											
Presbyterian Church in the United States of America.....	1					1	1,216	1	1	20	209
Presbyterian Church in the United States.....	2			1	8,000	2	11,660	2	3	40	487
Protestant Episcopal Church.....	3	1	120	3	12,000	3	18,402	3	3	50	514
Roman Catholic Church.....	5	3	47,000	5	70,000	5	27,686	5	7	94	1,218
Spiritualists:											
Spiritualists (National Spiritualists' Association).....	2					2	976	2	2	8	33
All other denominations.....	3	1	400			2	3,438	2	2	7	73
GRAND RAPIDS, MICH.....	122	55	301,807	66	361,650	115	852,566	110	131	2,184	28,068
Adventist bodies:											
Seventh-day Adventist Denomination.....	1	1	2,000			1	500	1	1	30	220
Armenian Church.....	1					1	100				
Baptist bodies:											
Baptists—Northern Baptist Convention.....	8			1	4,000	8	53,892	8	9	209	2,191
Brethren, German Baptist (Dunkers):											
Church of the Brethren (Conservative Dunkers).....	1	1	300			1	606	1	1	14	206
Brethren, Plymouth:											
Brethren, Plymouth, I.....	1					1	1,563	1	1	9	133
Congregational Churches.....	7	5	16,492			7	96,487	7	7	226	2,197
Disciples of Christ.....	3	2	2,100			2	3,600	3	3	75	900
Eastern Orthodox Churches:											
Syrian Orthodox Church.....	1					1	1,100	1	1	3	35
Evangelical Association.....	2	1	6,000	1	2,500	2	3,005	2	2	30	476
German Evangelical Synod of North America.....	1			1	4,000	1	2,754	1	1	21	219
Independent churches.....	3	2	6,900	1	3,000	3	15,925	2	2	15	148
Jewish congregations.....	1	1	1,500			1	3,200	1	1	4	130
Latter Day Saints:											
Reorganized Church of Jesus Christ of Latter Day Saints.....	1					1	466	1	1	13	53
Lutheran bodies:											
General Synod of the Evangelical Lutheran Church in the United States of America.....	1	1	20,000	1	4,000	1	4,512	1	1	25	300
General Council of the Evangelical Lutheran Church in North America.....	1	1	1,000	1	4,000	1	3,579	1	2	13	95
Evangelical Lutheran Synodical Conference of America.....	2	1	300	1	5,000	2	17,412	2	4	37	434
Methodist bodies:											
Methodist Episcopal Church.....	9	4	15,700	7	36,000	9	230,791	9	9	311	4,309
Wesleyan Methodist Connection of America.....	2			2	2,700	2	2,811	2	2	18	179
African Methodist Episcopal Church.....	1	1	200	1	1,500	1	2,800	1	1	9	45
Pentecostal Church of the Nazarene.....	1	1	700			1	2,017	1	1	17	126
Presbyterian bodies:											
Presbyterian Church in the United States of America.....	5	1	1,500	3	17,500	5	28,213	5	5	115	1,230
Protestant Episcopal Church.....	5			2	29,500	4	37,940	4	4	69	685
Reformed bodies:											
Reformed Church in America.....	17	10	55,700	15	62,500	17	84,724	17	17	371	4,331
Christian Reformed Church.....	16	15	128,465	13	77,500	16	141,258	16	32	367	4,864
Roman Catholic Church.....	13	3	35,300	12	100,500	12	94,650	10	10	73	3,375
Scandinavian Evangelical bodies:											
Swedish Evangelical Mission Covenant of America.....	1	1	350	1	3,500	1	2,455	1	2	17	354
Spiritualists:											
Spiritualists (National Spiritualists' Association).....	2					2	930	1	1	4	30
Unitarians.....	1										
United Brethren bodies:											
Church of the United Brethren in Christ.....	1	1	6,000			1	3,815	1	1	28	406
All other denominations.....	13	2	3,300	3	3,950	10	11,461	9	9	61	397
GREEN BAY, WIS.....	32	16	117,760	21	107,300	32	124,004	28	30	378	5,084
Adventist bodies:											
Seventh-day Adventist Denomination.....	2	1	90			2	2,498	2	2	18	125
Baptist bodies:											
Baptists—Northern Baptist Convention.....	1					1	4,125	1	3	44	298
Brethren, Plymouth:											
Brethren, Plymouth, I.....	1					1	535	1	1	2	12
Congregational Churches.....	1	1	2,970			1	5,671	1	1	20	123
Disciples of Christ.....	1	1	850			1	1,000	1	1	12	150
Lutheran bodies:											
Evangelical Lutheran Synodical Conference of America.....	2	1	500	1	4,000	2	6,200	2	2	9	146
Norwegian Lutheran Church of America—United Norwegian Lutheran Church in America.....	1	1	11,000	1	2,300	1	5,761	1	1	17	142
Evangelical Lutheran Joint Synod of Ohio and Other States.....	1	1	12,000	1	4,300	1	2,155	1	1	15	190
United Danish Evangelical Lutheran Church in America.....	1	1	3,000			1	600	1	1	4	26

TABLE 66.—STATISTICS OF RELIGIOUS BODIES IN EACH CITY HAVING,

DENOMINATION.	Total number of organizations.	MEMBERS.					PLACES OF WORSHIP.			VALUE OF CHURCH PROPERTY.	
		Number of organizations reporting.	Total number reported.	Sex.		Number of organizations reporting—		Number of church edifices reported.	Number of organizations reporting.	Value reported.	
				Number of organizations reporting.	Male.	Female.	Church edifices.				Halls, etc.
GREEN BAY, Wis.—Continued.											
Methodist bodies:											
Methodist Episcopal Church.....	5	5	931	5	384	547	5	5	5	\$40,300	
Moravian bodies:											
Moravian Church (Unitas Fratrum).....	2	2	693	2	310	383	2	3	2	16,000	
Presbyterian bodies:											
Presbyterian Church in the United States of America.....	3	3	567	3	209	358	3	3	3	25,500	
Protestant Episcopal Church.....	2	2	596	2	279	317	2	2	2	21,000	
Reformed bodies:											
Reformed Church in the United States.....	1	1	57	1	27	30	1	1	1	2,500	
Roman Catholic Church.....	7	7	14,796	7	6,916	7,880	7	7	7	355,000	
Salvation Army.....	1	1	55	1	28	27					
HAMILTON, OHIO.....	40	40	18,171	33	6,451	8,843	36	3	36	698,080	
Baptist bodies:											
Baptists—											
Northern Baptist Convention.....	1	1	840	1	336	504	1	1	1	25,000	
National Baptist Convention.....	2	2	273	2	83	190	2	2	2	11,000	
Christian and Missionary Alliance.....	1	1	319	1	110	209	1	1	1	13,000	
Congregational Churches.....	1	1	98	1	37	61	1	1	1	5,000	
Disciples of Christ.....	3	3	1,100	1	165	244	3	3	3	25,000	
German Evangelical Synod of North America.....	3	3	2,196	3	989	1,207	3	3	3	51,000	
Jewish congregations.....	2	2	165	2	90	75	2	2	1	5,000	
Lutheran bodies:											
Evangelical Lutheran Synodical Conference of America.....	1	1	236	1	116	120	1	1	1	8,800	
Evangelical Lutheran Joint Synod of Ohio and Other States.....	1	1	657	1	245	412	1	1	1	35,000	
Methodist bodies:											
Methodist Episcopal Church.....	3	3	1,422	3	492	930	3	3	3	78,000	
African Methodist Episcopal Church.....	1	1	79	1	26	53	1	1	1	18,000	
Presbyterian bodies:											
Presbyterian Church in the United States of America.....	2	2	815	2	266	549	2	2	2	90,000	
United Presbyterian Church of North America.....	1	1	263	1	85	178	1	1	1	26,000	
Protestant Episcopal Church.....	1	1	126	1	35	91	1	1	1	21,500	
Reformed bodies:											
Reformed Church in the United States.....	2	2	475	2	115	360	2	2	2	27,000	
Roman Catholic Church.....	6	6	8,556	5	3,127	3,429	6	6	6	214,280	
Spiritualists:											
Spiritualists (National Spiritualists' Association).....	1	1	85					1			
United Brethren bodies:											
Church of the United Brethren in Christ.....	4	4	248	1	65	82	4	4	4	27,500	
Universalists.....	1	1	134	1	39	95	1	1	1	17,000	
All other denominations.....	3	3	84	3	30	54		2			
HARRISBURG, PA.....	78	78	33,920	72	13,724	17,850	70	7	74	2,993,625	
Baptist bodies:											
Baptists—Northern Baptist Convention.....	6	6	1,063	6	425	638	5	1	0	156,000	
Brethren, German Baptist (Dunkers):											
Church of the Brethren (Conservative Dunkers).....	1	1	113	1	40	73	1	1	1	35,000	
Churches of God in North America, General Eldership of the.....	5	5	885	4	332	453	4	4	5	121,600	
Disciples of Christ.....	1	1	206	1	82	124	1	1	1	18,000	
Jewish congregations.....	4	4	2,250	4	1,500	750	4	4	4	105,200	
Lutheran bodies:											
General Synod of the Evangelical Lutheran Church in the United States of America.....	9	9	6,698	8	2,355	3,158	9	10	9	547,500	
General Council of the Evangelical Lutheran Church in North America.....	3	3	965	2	285	330	3	3	3	85,000	
Methodist bodies:											
Methodist Episcopal Church.....	8	8	5,457	7	2,126	3,263	8	8	8	526,350	
African Methodist Episcopal Church.....	1	1	266	1	110	156	1	1	1	32,000	
African Methodist Episcopal Zion Church.....	2	2	662	2	276	386	2	2	2	81,000	
Presbyterian bodies:											
Presbyterian Church in the United States of America.....	8	8	4,495	8	1,670	2,825	8	10	8	410,000	
Protestant Episcopal Church.....	4	4	834	3	329	427	4	4	4	99,450	
Reformed bodies:											
Reformed Church in the United States.....	4	4	2,218	3	737	911	4	4	4	169,000	
Roman Catholic Church.....	5	5	3,944	5	1,975	1,969	5	5	5	298,000	
United Brethren bodies:											
Church of the United Brethren in Christ.....	5	5	2,630	5	995	1,635	5	5	5	202,000	
United Evangelical Church.....	2	2	844	2	351	493	2	2	2	74,000	
All other denominations.....	10	10	390	10	136	254	4	6	4	33,525	
HARTFORD, CONN.....	92	88	73,257	72	27,216	30,644	75	11	79	4,436,290	
Adventist bodies:											
Seventh-day Adventist Denomination.....	2	2	76	2	26	50	1	1	1	3,000	
Baptist bodies:											
Baptists—Northern Baptist Convention.....	8	8	3,479	8	1,530	1,949	8	8	8	604,900	
Catholic Apostolic Church.....	1	1	139	1	62	77	1	1	1	30,000	
Congregational Churches.....	12	12	6,070	12	2,205	3,865	11	13	11	928,000	
Eastern Orthodox Churches:											
Russian Orthodox Church.....	1	1	560	1	390	170	1	1	1	12,000	
Jewish congregations.....	20	16	4,704	4	1,300	600	10	5	10	174,000	

GENERAL TABLES.

IN 1910, 25,000 INHABITANTS OR MORE, BY DENOMINATIONS: 1916—Continued.

DENOMINATION.	Total number of organizations.	DEBT ON CHURCH PROPERTY.		PARSONAGES.		EXPENDITURES FOR YEAR.		SUNDAY SCHOOLS CONDUCTED BY CHURCH ORGANIZATIONS.			
		Number of organizations reporting.	Amount of debt reported.	Number of organizations reporting.	Value of parsonages reported.	Number of organizations reporting.	Amount reported.	Number of organizations reporting.	Number of Sunday schools reported.	Number of officers and teachers.	Number of scholars.
GREEN BAY, WIS.—Continued.											
Methodist bodies:											
Methodist Episcopal Church.....	5	1	\$1,000	4	\$11,000	5	\$12,810	3	3	78	966
Moravian bodies:											
Moravian Church (Unitas Fratrum).....	2	1	1,000	2	10,000	2	4,409	2	2	48	346
Presbyterian bodies:											
Presbyterian Church in the United States of America.....	3	1	200	3	5,900	3	6,329	3	3	42	465
Protestant Episcopal Church.....	2			2	12,000	2	5,002	2	2	10	111
Reformed bodies:											
Reformed Church in the United States.....	1			1	2,500	1	604	1	1	8	54
Roman Catholic Church.....	7	6	85,150	6	55,300	7	64,110	5	5	40	1,873
Salvation Army.....	1					1	2,195	1	1	11	57
HAMILTON, OHIO.....	40	16	107,446	18	105,640	34	142,507	35	35	598	7,731
Baptist bodies:											
Baptists—											
Northern Baptist Convention.....	1					1	4,789	1	1	48	713
National Baptist Convention.....	2	2	3,500			2	1,932	2	2	21	123
Christian and Missionary Alliance.....	1	1	100			1	6,000	1	1	13	275
Congregational Churches.....	1			1	2,300	1	380	1	1	8	53
Disciples of Christ.....	3	1	6,500			1	3,338	3	3	86	1,068
German Evangelical Synod of North America.....	3	2	8,300	3	23,000	3	8,676	3	3	58	652
Jewish congregations.....	2							1	1	2	30
Lutheran bodies:											
Evangelical Lutheran Synodical Conference of America.....	1			1	4,800	1	3,692	1	1	3	50
Evangelical Lutheran Joint Synod of Ohio and Other States.....	1	1	600	1	5,000	1	7,872	1	1	18	251
Methodist bodies:											
Methodist Episcopal Church.....	3	1	13,500	3	16,000	3	15,250	3	3	118	1,701
African Methodist Episcopal Church.....	1	1	71			1	924	1	1	13	65
Presbyterian bodies:											
Presbyterian Church in the United States of America.....	2	2	9,000	1	4,000	2	9,500	2	2	52	465
United Presbyterian Church of North America.....	1			1	4,000	1	5,000	1	1	27	278
Protestant Episcopal Church.....	1					1	1,200	1	1	7	47
Reformed bodies:											
Reformed Church in the United States.....	2	1	8,000			2	9,900	2	2	39	640
Roman Catholic Church.....	6	3	49,875	6	43,540	6	57,670	5	5	23	986
Spiritualists:											
Spiritualists (National Spiritualists' Association).....	1										
United Brethren bodies:											
Church of the United Brethren in Christ.....	4	1	8,000	1	3,000	4	3,700	3	3	40	210
Universalists.....	1					1	1,170	1	1	7	48
All other denominations.....	3					2	1,514	2	2	15	76
HARRISBURG, PA.....	78	44	435,413	39	313,200	74	629,745	73	78	2,144	31,406
Baptist bodies:											
Baptists—Northern Baptist Convention.....	6	3	14,200	3	23,500	6	14,266	6	7	128	920
Brethren, German Baptist (Dunkers):											
Church of the Brethren (Conservative Dunkers).....	1					1	1,800	1	1	15	200
Churches of God in North America, General Eldership of the.....	5	3	10,700	1	6,000	5	14,303	5	5	124	1,737
Disciples of Christ.....	1	1	10,000			1	2,543	1	1	19	173
Jewish congregations.....	4	3	32,000			4	12,500	4	6	19	850
Lutheran bodies:											
General Synod of the Evangelical Lutheran Church in the United States of America.....	9	7	77,700	5	37,000	9	198,886	9	9	395	6,484
General Council of the Evangelical Lutheran Church in North America.....	3	2	6,700	2	9,500	3	4,746	3	3	43	425
Methodist bodies:											
Methodist Episcopal Church.....	8	4	65,750	7	63,500	8	77,992	8	8	398	6,591
African Methodist Episcopal Church.....	1	1	8,203	1	15,000	1	4,750	1	1	12	215
African Methodist Episcopal Zion Church.....	2	2	11,500	1	7,000	2	10,046	2	2	28	390
Presbyterian bodies:											
Presbyterian Church in the United States of America.....	8	4	33,800	4	54,000	7	159,753	8	10	399	4,913
Protestant Episcopal Church.....	4	2	15,500	4	35,700	3	14,382	4	4	49	418
Reformed bodies:											
Reformed Church in the United States.....	4	2	32,500	1	5,000	4	25,312	4	4	144	2,051
Roman Catholic Church.....	5	4	43,500	5	38,000	5	35,383	4	4	24	740
United Brethren bodies:											
Church of the United Brethren in Christ.....	5	3	54,460	4	15,000	5	34,317	5	5	229	3,808
United Evangelical Church.....	2	2	17,200	1	4,000	2	12,372	2	2	71	1,113
All other denominations.....	10	1	1,700			8	6,394	6	6	47	383
HARTFORD, CONN.....	92	35	432,869	39	422,800	82	734,364	68	79	1,647	18,985
Adventist bodies:											
Seventh-day Adventist Denomination.....	2			1	2,500	2	5,141	2	4	15	67
Baptist bodies:											
Baptists—Northern Baptist Convention.....	8	6	33,100	2	15,000	8	58,444	8	9	213	2,164
Catholic Apostolic Church.....	1										
Congregational Churches.....	12	4	27,700	7	64,000	11	194,787	11	14	458	3,629
Eastern Orthodox Churches:											
Russian Orthodox Church.....	1	1	5,750			1	4,713	1	1	1	25
Jewish congregations.....	20	4	22,500			14	35,700	1	1	10	130

TABLE 66.—STATISTICS OF RELIGIOUS BODIES IN EACH CITY HAVING,

DENOMINATION.	MEMBERS.						PLACES OF WORSHIP.			VALUE OF CHURCH PROPERTY.	
	Total number of organizations.	Number of organizations reporting.	Total number reported.	Sex.		Number of organizations reporting—		Number of churches edifices reported.	Number of organizations reporting.	Value reported.	
				Number of organizations reporting.	Male.	Female.	Church edifices.				Halls, etc.
HARTFORD, CONN.—Continued.											
Lutheran bodies:											
General Council of the Evangelical Lutheran Church in North America.....	3	3	1,052	3	480	572	3	3	3	\$59,000	
Evangelical Lutheran Synodical Conference of America.....	1	1	350	1	147	203	1	1	1	15,000	
Danish Evangelical Lutheran Church in America.....	1	1	375	1	185	190	1	1	1	9,000	
Methodist bodies:											
Methodist Episcopal Church.....	6	6	2,075	6	844	1,231	6	7	6	231,350	
African Methodist Episcopal Church.....	1	1	84	1	44	40	1	1	1	700	
African Methodist Episcopal Zion Church.....	1	1	300	1	125	175	1	1	1	72,500	
Presbyterian bodies:											
Presbyterian Church in the United States of America.....	1	1	600	1	275	325	1	1	1	70,000	
Protestant Episcopal Church.....	10	10	4,241	8	1,423	2,242	10	10	8	910,240	
Roman Catholic Church.....	14	14	48,329	13	17,868	18,461	14	15	14	1,080,300	
Salvation Army.....	2	2	96	2	53	43	1	1	1	23,500	
Unitarians.....	1	1	175	1	75	100	1	1	1	100,000	
Universalists.....	1	1	300	1	100	200	1	1	1	100,000	
All other denominations.....	6	6	252	5	84	151	2	4	2	12,800	
Haverhill, Mass.....	37	37	25,667	35	9,342	13,490	31	5	31	930,251	
Adventist bodies:											
Advent Christian Church.....	1	1	153	1	70	93	1	1	1	15,000	
Armenian Church.....	1	1	700	1	400	300					
Baptist bodies:											
Baptists—Northern Baptist Convention.....	5	5	1,425	5	448	977	5	5	5	121,500	
Free Baptists.....	1	1	273	1	100	173	1	1	1	20,000	
Christian Church (American Christian Convention).....	1	1	213	1	60	153	1	1	1	12,000	
Congregational Churches.....	8	8	1,931	8	575	1,356	8	8	8	215,100	
Disciples of Christ.....	1	1	60	1	25	35	1	1	1	12,000	
Methodist bodies:											
Methodist Episcopal Church.....	2	2	695	2	217	478	2	2	2	50,000	
Pentecostal Church of the Nazarene.....	1	1	135				1	1	1	12,000	
Presbyterian bodies:											
Presbyterian Church in the United States of America.....	1	1	180	1	53	127	1	1	1	12,000	
Protestant Episcopal Church.....	2	2	600	2	167	433	1	1	1	20,000	
Roman Catholic Church.....	6	6	18,582	5	7,003	8,879	6	6	6	342,000	
Spiritualists:											
Spiritualists (National Spiritualists' Association).....	2	2	95	2	33	62		2	2	551	
Unitarians.....	1	1	115	1	40	75	1	1	1	25,000	
Universalists.....	1	1	404	1	114	290	1	1	1	70,000	
All other denominations.....	3	3	96	3	37	59	1	2	2	3,100	
Hazleton, Pa.....	31	31	26,518	31	12,772	13,746	30	2	32	866,864	
Evangelical Association.....	1	1	143	1	56	87	1	1	1	16,000	
Jewish congregations.....	1	1	150	1	73	77	1	1	1	21,000	
Lutheran bodies:											
General Synod of the Evangelical Lutheran Church in the United States of America.....	1	1	880	1	395	485	1	1	1	72,000	
General Council of the Evangelical Lutheran Church in North America.....	1	1	1,996	1	899	1,097	1	1	1	50,000	
Evangelical Lutheran Synodical Conference of America.....	1	1	321	1	165	156	1	2	1	15,000	
Methodist bodies:											
Methodist Episcopal Church.....	3	3	1,397	3	605	792	3	3	3	86,289	
Primitive Methodist Church in the United States of America.....	2	2	355	2	119	236	2	2	2	16,200	
Presbyterian bodies:											
Presbyterian Church in the United States of America.....	2	2	828	2	327	501	2	2	2	157,000	
Protestant Episcopal Church.....	1	1	350	1	158	192	1	1	1	8,000	
Reformed bodies:											
Reformed Church in the United States.....	2	2	1,597	2	717	880	2	2	2	65,000	
Roman Catholic Church.....	14	14	18,203	14	9,136	9,067	13	14	13	344,000	
Salvation Army.....	1	1	56	1	29	27	1	1	1	6,375	
United Evangelical Church.....	1	1	242	1	93	149	1	1	1	10,000	
Hoboken, N. J.....	27	27	30,725	24	11,160	13,280	25	2	28	1,110,500	
Baptist bodies:											
Baptists—Northern Baptist Convention.....	2	2	416	2	155	261	2	2	2	48,000	
Jewish congregations.....	2	2	685	2	475	210	2	2	2	61,000	
Lutheran bodies:											
General Synod of the Evangelical Lutheran Church in the United States of America.....	1	1	325	1	113	212	1	1	1	17,000	
General Council of the Evangelical Lutheran Church in North America.....	1	1	135				1	1	1	60,000	
Evangelical Lutheran Synodical Conference of America.....	1	1	600	1	250	350	1	1	1	35,000	
Norwegian Lutheran Church of America—Synod for the Norwegian Evangelical Lutheran Church of America.....	1	1	150				1	1	1	24,500	
Methodist bodies:											
Methodist Episcopal Church.....	2	2	692	2	237	455	2	2	2	102,000	
Presbyterian bodies:											
Presbyterian Church in the United States of America.....	1	1	378	1	125	253	1	1	1	50,000	
Protestant Episcopal Church.....	3	3	1,650	3	639	1,011	3	3	3	175,000	
Reformed bodies:											
Reformed Church in America.....	2	2	521	2	120	391	2	5	2	60,000	
Roman Catholic Church.....	5	5	24,965	4	8,945	10,020	5	5	5	436,000	
All other denominations.....	6	6	208	6	91	117	4	2	4	42,000	

GENERAL TABLES.

IN 1910, 25,000 INHABITANTS OR MORE, BY DENOMINATIONS: 1916—Continued.

DENOMINATION.	Total number of organizations.	DEBT ON CHURCH PROPERTY.		PARSONAGES.		EXPENDITURES FOR YEAR.		SUNDAY SCHOOLS CONDUCTED BY CHURCH ORGANIZATIONS.			
		Number of organizations reporting.	Amount of debt reported.	Number of organizations reporting.	Value of parsonages reported.	Number of organizations reporting.	Amount reported.	Number of organizations reporting.	Number of Sunday schools reported.	Number of officers and teachers.	Number of scholars.
HARTFORD, CONN.—Continued.											
Lutheran bodies:											
General Council of the Evangelical Lutheran Church in North America.....	3	3	\$23,100	2	\$12,000	3	\$13,114	3	4	65	517
Evangelical Lutheran Synodical Conference of America.....	1	1		1	7,500	1	2,712	1	1	12	80
Danish Evangelical Lutheran Church in America.....	1	1	2,479	1	3,000	1	2,000	1	1	7	56
Methodist bodies:											
Methodist Episcopal Church.....	6	3	34,050	6	40,500	6	33,430	6	8	202	2,162
African Methodist Episcopal Church.....	1	1		1		1	325	1	1	5	60
African Methodist Episcopal Zion Church.....	1	1		1	2,500	1	3,500	1	1	18	211
Presbyterian bodies:											
Presbyterian Church in the United States of America.....	1	1	4,000	1	7,500	1	10,400	1	1	24	220
Protestant Episcopal Church.....	10	1	5,000	5	50,000	10	78,484	10	10	294	1,833
Roman Catholic Church.....	14	9	256,640	12	218,300	14	259,878	14	16	248	7,444
Salvation Army.....	2					2	3,979	2	2	12	66
Unitarians.....	1	1	9,000			1	14,000	1	1	8	25
Universalists.....	1	1				1	8,344	1	1	32	192
All other denominations.....	6	1	4,550			4	5,413	3	3	23	104
Haverhill, Mass.	37	12	52,080	14	91,900	35	216,457	34	36	784	7,432
Adventist bodies:											
Advent Christian Church.....	1			1	5,000	1	1,750	1	1	15	135
Armenian Church.....	1					1	500				
Baptist bodies:											
Baptists—Northern Baptist Convention.....	5					5	22,566	5	6	162	1,434
Free Baptists.....	1					1	4,408	1	1	50	425
Christian Church (American Christian Convention).....	1		500	1	4,500	1	2,256	1	1	33	260
Congregational Churches.....	8	4	7,350	3	10,900	8	59,522	8	8	185	1,646
Disciples of Christ.....	1	1	5,000			1	725	1	1	10	50
Methodist bodies:											
Methodist Episcopal Church.....	2	1	1,000	2	8,000	2	9,647	2	2	82	835
Pentecostal Church of the Nazarene.....	1					1		1	1	17	155
Presbyterian bodies:											
Presbyterian Church in the United States of America.....	1					1	3,750	1	2	19	159
Protestant Episcopal Church.....	2			2	12,500	2	6,514	2	2	14	147
Roman Catholic Church.....	6	3	37,105	4	41,000	5	84,936	6	6	146	1,867
Spiritualists:											
Spiritualists (National Spiritualists' Association).....	2	1	25			2	1,397				
Unitarians.....	1					1	4,050	1	1	6	42
Universalists.....	1			1	10,000	1	11,178	1	1	26	196
All other denominations.....	3	1	1,100			3	3,258	3	3	19	81
Hazleton, Pa.	31	16	80,145	21	153,373	29	132,249	25	29	609	8,725
Evangelical Association.....	1			1	4,000	1	2,594	1	1	13	199
Jewish congregations.....	1	1	10,000			1	2,200	1	1	6	53
Lutheran bodies:											
General Synod of the Evangelical Lutheran Church in the United States of America.....	1					1	8,393	1	1	45	585
General Council of the Evangelical Lutheran Church in North America.....	1			1	10,000	1	8,288	1	2	131	1,545
Evangelical Lutheran Synodical Conference of America.....	1	1	1,000	1	5,000	1	2,682				
Methodist bodies:											
Methodist Episcopal Church.....	3	3	24,000	3	11,373	3	14,677	3	4	71	1,570
Primitive Methodist Church in the United States of America.....	2	2	3,500	1	6,000	2	6,221	2	2	40	485
Presbyterian bodies:											
Presbyterian Church in the United States of America.....	2			2	20,000	2	14,170	2	2	65	567
Protestant Episcopal Church.....	1			1	5,000	1	6,324	1	1	10	121
Reformed bodies:											
Reformed Church in the United States.....	2	1	7,500	2	9,500	2	11,703	2	2	78	1,108
Roman Catholic Church.....	14	6	31,375	8	79,000	12	49,035	9	11	110	2,037
Salvation Army.....	1	1	2,500			1	2,362	1	1	13	130
United Evangelical Church.....	1	1	270	1	3,500	1	3,600	1	1	27	325
Hoboken, N. J.	27	16	219,270	15	143,000	26	187,323	25	29	542	7,845
Baptist bodies:											
Baptists—Northern Baptist Convention.....	2					2	15,160	2	2	35	271
Jewish congregations.....	2	2	23,000	1	2,000	1	5,000	2	2	13	161
Lutheran bodies:											
General Synod of the Evangelical Lutheran Church in the United States of America.....	1	1	5,500	1	8,000	1	2,860	1	1	16	225
General Council of the Evangelical Lutheran Church in North America.....	1			1	15,000	1	4,150	1	2	60	460
Evangelical Lutheran Synodical Conference of America.....	1	1	7,000			1	2,800	1	1	20	200
Norwegian Lutheran Church of America—Synod for the Norwegian Evangelical Lutheran Church of America.....	1	1	9,200	1	3,500	1	2,689	1	1	34	190
Methodist bodies:											
Methodist Episcopal Church.....	2	1	10,000	2	11,000	2	9,342	2	3	89	1,065
Presbyterian bodies:											
Presbyterian Church in the United States of America.....	1					1	7,100	1	2	49	495
Protestant Episcopal Church.....	3	2	8,770	3	29,000	3	26,102	3	3	63	759
Reformed bodies:											
Reformed Church in America.....	2	1	4,500	1	5,500	2	10,541	2	3	66	485
Roman Catholic Church.....	5	5	135,300	5	69,000	5	94,738	4	4	69	3,290
All other denominations.....	6	2	16,000			6	6,843	5	5	28	244

RELIGIOUS BODIES.

TABLE 66.—STATISTICS OF RELIGIOUS BODIES IN EACH CITY HAVING,

DENOMINATION.	Total number of organizations.	MEMBERS.					PLACES OF WORSHIP.			VALUE OF CHURCH PROPERTY.	
		Number of organizations reporting.	Total number reported.	Sex.		Number of organizations reporting—		Number of church edifices reported.	Number of organizations reporting.	Value reported.	
				Number of organizations reporting.	Male.	Female.	Church edifices.				Halls, etc.
HOLYOKE, MASS.....	28	28	41,697	23	17,068	18,127	22	4	24	22	\$1,925,400
Baptist bodies:											
Baptists—Northern Baptist Convention.....	2	2	1,072	2	401	671	2		2	2	115,000
Congregational Churches.....	3	3	2,684	3	946	1,738	3		5	3	907,000
Eastern Orthodox Churches:											
Greek Orthodox Church (Hellenic).....	1	1	400	1	275	125	1		1	1	2,500
Jewish congregations.....	1	1	100	1	55	45	1		1	1	18,000
Lutheran bodies:											
Evangelical Lutheran Synodical Conference of America.....	1	1	677	1	302	375	1		1	1	22,400
Methodist bodies:											
Methodist Episcopal Church.....	2	2	691	2	264	427	2		2	2	65,000
Presbyterian bodies:											
Presbyterian Church in the United States of America.....	1	1	400	1	170	230	1		1	1	40,000
Protestant Episcopal Church.....	1	1	610	1	250	360	1		1	1	66,000
Reformed bodies:											
Reformed Church in the United States.....	1	1	165	1	59	106	1		1	1	22,000
Roman Catholic Church.....	10	10	34,503	7	14,320	14,012	8	1	8	8	610,500
Unitarians.....	1	1	300				1		1	1	57,000
All other denominations.....	4	4	95	3	26	38		3			
HOUSTON, TEX.....	141	140	49,256	126	17,225	24,146	130	7	139	129	1,933,276
Adventist bodies:											
Seventh-day Adventist Denomination.....	2	2	127	2	37	90	2		2	2	2,900
Assemblies of God, General Council.....	1	1	122	1	55	67	1		1	1	4,000
Baptist bodies:											
Baptists—											
Southern Baptist Convention.....	9	9	3,291	8	1,194	1,880	8	1	10	8	158,216
National Baptist Convention.....	42	42	11,409	42	4,335	7,074	42		42	42	158,460
Brethren, Plymouth:											
Brethren, Plymouth, II.....	1	1	107	1	38	69		1			
Churches of Christ.....	1	1	86	1	31	55	1		1	1	1,500
Churches of the Living God:											
Church of the Living God.....	1	1	135	1	36	99	1		1	1	3,000
Congregational Churches.....	3	3	182	3	63	119	2	1	2	2	44,700
Disciples of Christ.....	4	4	469	3	118	186	3		4	2	6,500
Eastern Orthodox Churches:											
Greek Orthodox Church (Hellenic).....	1	1	220	1	180	40	1		1	1	4,500
Evangelical Association.....	2	2	86	2	37	49	2		2	2	5,500
German Evangelical Synod of North America.....	1	1	1,200	1	500	700	1		1	1	20,000
Independent churches.....	1	1	125	1	75	50	1	1	1	1	1,200
Jewish congregations.....	2	2	300	2	140	160	2		2	2	55,000
Latter Day Saints:											
Reorganized Church of Jesus Christ of Latter Day Saints.....	1	1	81	1	35	46	1		1	1	1,000
Lutheran bodies:											
Evangelical Lutheran Synodical Conference of America.....	1	1	380	1	190	190	1		1	1	14,000
Evangelical Lutheran Synod of Iowa and Other States.....	3	3	390	3	209	181	3		3	3	6,800
Methodist bodies:											
Methodist Episcopal Church.....	13	13	2,680	9	445	933	13		13	13	101,100
Methodist Episcopal Church, South.....	17	17	5,325	17	2,376	3,449	16	1	17	16	671,350
African Methodist Episcopal Church.....	6	6	1,191	6	419	772	6		6	6	33,400
Colored Methodist Episcopal Church.....	2	2	432	2	134	298	2		2	2	9,800
Presbyterian bodies:											
Presbyterian Church in the United States of America.....	3	3	522	3	212	310	3		3	3	35,900
Presbyterian Church in the United States.....	3	3	3,588	2	522	820	3		3	3	203,000
Protestant Episcopal Church.....	6	6	1,769	1	136	270	6		6	6	90,250
Roman Catholic Church.....	8	8	14,322	7	5,645	6,177	8		8	8	301,000
Theosophical societies:											
Theosophical Society, American Section.....	1	1	92					1			
All other denominations.....	5	5	125	5	63	62	1	1	1	1	1,200
HUNTINGTON, W. VA.....	42	42	14,385	38	4,914	6,673	37	5	39	37	870,450
Baptist bodies:											
Baptists—											
Northern Baptist Convention.....	7	7	3,451	5	750	1,011	7		9	7	67,600
National Baptist Convention.....	2	2	788	2	285	503	2		2	2	40,000
Churches of Christ.....	1	1	130	1	64	66	1		1	1	5,000
Congregational Churches.....	1	1	216	1	100	116	1		1	1	50,000
Disciples of Christ.....	3	3	1,255	3	500	755	3		3	3	80,000
International Apostolic Holiness Church.....	1	1	111	1	32	79	1		1	1	20,000
Jewish congregations.....	2	2	110	2	55	55	1	1	1	1	40,000
Latter Day Saints:											
Church of Jesus Christ of Latter Day Saints.....	1	1	88	1	34	54		1			
Lutheran bodies:											
General Synod of the Evangelical Lutheran Church in the United States of America.....	1	1	143	1	62	81	1		1	1	10,000
Methodist bodies:											
Methodist Episcopal Church.....	8	8	2,359	6	516	735	8		8	8	154,050
Methodist Episcopal Church, South.....	5	5	2,662	5	1,117	1,545	5		5	5	220,500
African Methodist Episcopal Church.....	1	1	110	1	50	60	1		1	1	15,000
Presbyterian bodies:											
Presbyterian Church in the United States.....	2	2	1,150	2	410	740	2		2	2	87,000
Protestant Episcopal Church.....	1	1	405	1	142	263	1		1	1	40,000
Roman Catholic Church.....	1	1	900	1	500	400	1		1	1	34,800
Unitarians.....	1	1	115	1	92	23		1			
United Brethren bodies:											
Church of the United Brethren in Christ.....	2	2	338	2	189	149	2		2	2	6,500
All other denominations.....	2	2	54	2	16	38		2			

IN 1910, 25,000 INHABITANTS OR MORE, BY DENOMINATIONS: 1916—Continued.

DENOMINATION.	Total number of organizations.	DEBT ON CHURCH PROPERTY.		PARSONAGES.		EXPENDITURES FOR YEAR.		SUNDAY SCHOOLS CONDUCTED BY CHURCH ORGANIZATIONS.			
		Number of organizations reporting.	Amount of debt reported.	Number of organizations reporting.	Value of parsonages reported.	Number of organizations reporting.	Amount reported.	Number of organizations reporting.	Number of Sunday schools reported.	Number of officers and teachers.	Number of scholars.
HOLYOKE, MASS.	28	10	\$72,965	16	\$190,700	23	\$239,097	23	25	717	8,976
Baptist bodies:											
Baptists—Northern Baptist Convention.....	2	1	700	2	12,000	2	19,557	2	2	112	879
Congregational Churches.....	3	1	4,080	2	24,000	3	48,193	3	3	148	1,436
Eastern Orthodox Churches:											
Greek Orthodox Church (Hellenic).....	1					1	1,500				
Jewish congregations.....	1	1	6,500			1	2,500	1	2	5	50
Lutheran bodies:											
Evangelical Lutheran Synodical Conference of America.....	1	1	1,075	1	12,000	1	5,349	1	1	56	374
Methodist bodies:											
Methodist Episcopal Church.....	2			2	12,000	2	10,472	2	2	54	634
Presbyterian bodies:											
Presbyterian Church in the United States of America.....	1					1	4,001	1	1	35	220
Protestant Episcopal Church.....	1			1	12,500	1	9,146	1	1	24	179
Reformed bodies:											
Reformed Church in the United States.....	1	1	1,100			1	1,900	1	1	13	104
Roman Catholic Church.....	10	4	54,500	8	118,200	6	130,448	7	8	252	5,022
Unitarians.....	1	1	5,000			1	3,115	1	1	7	20
All other denominations.....	4					3	2,916	3	3	11	58
HOUSTON, TEX.	141	60	282,539	51	224,830	132	468,245	136	155	1,930	23,841
Adventist bodies:											
Seventh-day Adventist Denomination.....	2					1	2,923	2	2	14	107
Assemblies of God, General Council.....	1					1	1,750	1	1	11	78
Baptist bodies:											
Baptists—											
Southern Baptist Convention.....	9	2	17,000	1	2,000	9	86,580	9	11	221	2,586
National Baptist Convention.....	42	15	26,725	7	14,980	42	47,944	42	44	469	6,666
Brethren, Plymouth.....	1					1	2,317	1	1	6	75
Churches of Christ.....	1							1	1	6	60
Churches of the Living God:											
Church of the Living God.....	1					1	1,000	1	2	10	50
Congregational Churches.....	3	2	16,800	1	2,000	3	11,769	3	3	19	167
Disciples of Christ.....	4					2	6,200	4	6	48	565
Eastern Orthodox Churches:											
Greek Orthodox Church (Hellenic).....	1	1	2,800			1	500				
Evangelical Association.....	2	2	1,600	2	3,100	2	974	1	1	10	134
German Evangelical Synod of North America.....	1	1	9,000	1	6,500	1	4,376	1	1	22	240
Independent churches.....	2					2	1,457	1	1	7	57
Jewish congregations.....	2							2	2	13	200
Latter Day Saints:											
Reorganized Church of Jesus Christ of Latter Day Saints.....	1	1	850			1	567	1	1	10	60
Lutheran bodies:											
Evangelical Lutheran Synodical Conference of America.....	1	1	4,900	1	4,500	1	5,150	1	1	16	90
Evangelical Lutheran Synod of Iowa and Other States.....	3	2	1,500	1	1,200	3	1,550	3	3	20	235
Methodist bodies:											
Methodist Episcopal Church.....	13	8	4,995	8	21,700	12	21,764	13	14	151	1,428
Methodist Episcopal Church, South.....	17	9	63,775	6	42,700	17	83,314	17	19	331	4,183
African Methodist Episcopal Church.....	6	4	3,135	4	8,450	6	6,840	6	6	55	474
Colored Methodist Episcopal Church.....	2	2	3,200	1	3,000	2	7,295	2	2	30	424
Presbyterian bodies:											
Presbyterian Church in the United States of America.....	3			3	8,800	3	11,552	3	3	67	584
Presbyterian Church in the United States.....	3	2	18,340	3	25,500	3	54,000	3	12	309	3,143
Protestant Episcopal Church.....	6	2	5,419	4	25,000	6	64,816	6	6	84	950
Roman Catholic Church.....	8	6	100,500	8	55,400	7	31,711	8	8	43	1,135
Theosophical societies:											
Theosophical Society, American Section.....	1										
All other denominations.....	5					5	11,886	4	4	20	150
HUNTINGTON, W. VA.	42	21	183,138	16	84,700	39	163,249	39	40	810	11,254
Baptist bodies:											
Baptists—											
Northern Baptist Convention.....	7	1	2,100			7	19,926	7	7	208	2,679
National Baptist Convention.....	2			1	5,000	2	3,774	2	2	27	383
Churches of Christ.....	1	1	2,000								
Congregational Churches.....	1			1	4,500	1	3,750	1	1	16	103
Disciples of Christ.....	3	3	26,600			3	12,243	3	3	85	1,130
International Apostolic Holiness Church.....	1	1	4,200			1	4,302	1	1	10	130
Jewish congregations.....	2					2	2,600	2	2	10	42
Latter Day Saints:											
Church of Jesus Christ of Latter Day Saints.....	1					1	84	1	1	4	37
Lutheran bodies:											
General Synod of the Evangelical Lutheran Church in the United States of America.....	1	1	1,500			1	2,497	1	1	17	125
Methodist bodies:											
Methodist Episcopal Church.....	8	6	53,162	6	26,200	8	25,245	8	8	177	2,448
Methodist Episcopal Church, South.....	5	4	51,390	5	15,500	5	36,203	5	5	116	2,361
African Methodist Episcopal Church.....	1	1	1,586			1	2,158	1	1	7	53
Presbyterian bodies:											
Presbyterian Church in the United States.....	2	1	30,000	1	10,000	1	16,000	2	2	67	960
Protestant Episcopal Church.....	1			1	10,000	1	7,570	1	1	20	160
Roman Catholic Church.....	1	1	10,200	1	13,500	1	9,413				
Unitarians.....	1										
United Brethren bodies:											
Church of the United Brethren in Christ.....	2	1	400			2	5,520	2	2	26	413
All other denominations.....	2					2	11,874	2	3	20	25

RELIGIOUS BODIES.

TABLE 66.—STATISTICS OF RELIGIOUS BODIES IN EACH CITY HAVING,

DENOMINATION.	MEMBERS.						PLACES OF WORSHIP.			VALUE OF CHURCH PROPERTY.	
	Total number of organizations.	Number of organizations reporting.	Total number reported.	Sex.		Number of organizations reporting—		Number of church edifices reported.	Number of organizations reporting.	Value reported.	
				Number of organizations reporting.	Male.	Female.	Church edifices.				Halls, etc.
INDIANAPOLIS, IND.	227	227	96,225	198	32,462	44,509	198	15	206	198	\$4,754,228
Adventist bodies:											
Seventh-day Adventist Denomination.....	5	5	412	5	146	266	3	1	3	3	13,200
Baptist bodies:											
Baptists—											
Northern Baptist Convention.....	16	16	4,886	14	1,519	2,559	15	1	18	15	406,000
National Baptist Convention.....	13	13	5,801	13	2,049	3,752	13		14	13	117,000
Primitive Baptists.....	1	1	112	1	50	62	1		1	1	1,200
Churches of Christ.....	3	3	260	3	92	168	2		2	2	6,000
Churches of the Living God:											
Church of the Living God, Christian Workers for Fellowship.....	1	1	150	1	25	125	1		1	1	2,000
Congregational Churches.....	5	5	833	5	300	533	5		5	5	75,500
Disciples of Christ.....	20	20	8,545	15	3,133	4,597	14	1	15	14	374,000
Eastern Orthodox Churches:											
Bulgarian Orthodox Church.....	1	1	796	1	760	36	1		1	1	8,000
Greek Orthodox Church (Hellenic).....	2	2	410	2	320	90	1	1	1	1	4,500
Evangelical Association.....	3	3	622	3	220	402	3		3	3	58,000
Friends:											
Society of Friends (Orthodox).....	4	4	1,140	4	557	583	2		2	2	25,500
German Evangelical Synod of North America.....	4	4	1,446	4	576	870	4		4	4	177,500
Independent churches.....	2	2	592	1	225	275	2		2	2	7,500
Jewish congregations.....	1	1	1,000	1	500	500	1		1	1	65,000
Latter Day Saints:											
Church of Jesus Christ of Latter Day Saints.....	1	1	259	1	121	138		1		1	115
Lutheran bodies:											
General Synod of the Evangelical Lutheran Church in the United States of America.....	3	3	717	2	290	365	3		3	3	64,000
Evangelical Lutheran Synodical Conference of America.....	4	4	3,011	3	1,142	1,554	4		4	4	82,500
Methodist bodies:											
Methodist Episcopal Church.....	39	39	17,224	33	6,053	9,164	39		39	39	880,500
Methodist Protestant Church.....	3	3	428	3	175	253	3		3	3	12,000
Free Methodist Church of North America.....	2	2	145	1	20	25	2		2	2	7,400
African Methodist Episcopal Church.....	3	3	870	3	312	558	3		3	3	18,200
African Methodist Episcopal Zion Church.....	7	7	1,505	7	447	1,058	7		7	7	72,500
Colored Methodist Episcopal Church.....	1	1	150	1	62	88	1		1	1	3,000
Pentecostal Church of the Nazarene.....	2	2	306	2	101	205	2		2	2	8,000
Presbyterian bodies:											
Presbyterian Church in the United States of America.....	15	15	5,815	15	2,314	3,501	15		16	15	637,000
United Presbyterian Church of North America.....	3	3	415	2	126	185	3		3	2	27,000
Protestant Episcopal Church.....	9	9	1,898	9	736	1,162	7		7	6	348,500
Reformed bodies:											
Reformed Church in the United States.....	8	8	1,897	7	784	1,023	8		10	8	79,700
Roman Catholic Church.....	17	17	31,601	9	8,163	8,648	17		17	17	965,000
Spiritualists:											
Spiritualists (National Spiritualists' Association).....	4	4	480	4	222	258	1	2	1	3	8,060
Progressive Spiritual Church.....	1	1	100	1	20	80					
Unitarians.....	1	1	316	1	122	194			1	1	36,977
United Brethren bodies:											
Church of the United Brethren in Christ.....	4	4	1,074	4	426	648	3	1	3	3	47,000
Universalists.....	1	1	228	1	74	154	1		1	1	14,000
All other denominations.....	18	18	781	16	280	430	10	7	10	9	103,776
JACKSON, MICH.	32	32	16,201	29	6,396	7,075	28	4	29	29	678,250
Adventist bodies:											
Seventh-day Adventist Denomination.....	1	1	148	1	60	88	1		1	1	3,000
Baptist bodies:											
Baptists—Northern Baptist Convention.....	6	6	1,425	6	477	948	6		6	6	83,000
Congregational Churches.....	3	3	547	3	164	383	3		3	3	87,000
Evangelical Association.....	1	1	153	1	51	102	1		1	1	14,800
German Evangelical Synod of North America.....	1	1	400	1	125	275	1		1	1	25,000
Lutheran bodies:											
Evangelical Lutheran Synodical Conference of America.....	1	1	625	1	275	350	1		1	1	15,000
Methodist bodies:											
Methodist Episcopal Church.....	7	7	2,875	7	1,156	1,719	7		8	7	173,000
Free Methodist Church of North America.....	1	1	66	1	23	43	1		1	1	3,000
African Methodist Episcopal Church.....	1	1	68	1	21	47	1		1	1	20,000
Presbyterian bodies:											
Presbyterian Church in the United States of America.....	1	1	550	1	193	357	1		1	1	20,000
Protestant Episcopal Church.....	1	1	526				1		1	1	12,000
Roman Catholic Church.....	3	3	8,700	2	3,800	2,700	3		3	3	220,000
Salvation Army.....	1	1	45	1	15	30		1			
All other denominations.....	4	4	73	3	36	33	1	3	1	2	2,450
JACKSONVILLE, FLA.	120	120	31,640	111	11,800	18,195	111	7	113	109	2,189,384
Adventist bodies:											
Advent Christian Church.....	1	1	172	1	75	97		1			
Seventh-day Adventist Denomination.....	2	2	162	2	48	114	2		2	2	6,400
Baptist bodies:											
Baptists—											
Southern Baptist Convention.....	8	8	2,379	8	894	1,485	8		8	8	224,713
National Baptist Convention.....	39	39	7,860	39	2,777	5,083	38		39	38	300,850
Congregational Churches.....	1	1	290	1	122	168	1		1	1	116,000
Disciples of Christ.....	3	3	1,263	2	402	699	3		3	2	150,000
Jewish congregations.....	1	1	125	1	125		1		1	1	35,000
Latter Day Saints:											
Church of Jesus Christ of Latter Day Saints.....	1	1	806	1	386	420	1		2	1	5,448
Lutheran bodies:											
United Synod of the Evangelical Lutheran Church in the South.....	1	1	317	1	163	154	1		1	1	40,000

GENERAL TABLES.

IN 1910, 25,000 INHABITANTS OR MORE, BY DENOMINATIONS: 1916—Continued.

DENOMINATION.	Total number of organizations.	DEBT ON CHURCH PROPERTY.		PARSONAGES.		EXPENDITURES FOR YEAR.		SUNDAY SCHOOLS CONDUCTED BY CHURCH ORGANIZATIONS.			
		Number of organizations reporting.	Amount of debt reported.	Number of organizations reporting.	Value of parsonages reported.	Number of organizations reporting.	Amount reported.	Number of organizations reporting.	Number of Sunday schools reported.	Number of officers and teachers.	Number of scholars.
INDIANAPOLIS, IND	227	101	\$685,126	72	\$323,800	211	\$929,495	197	209	3,832	51,886
Adventist bodies:											
Seventh-day Adventist Denomination.....	5	1	1,750			4	12,742	4	4	55	280
Baptist bodies:											
Baptists—											
Northern Baptist Convention.....	16	6	10,050	3	9,500	16	67,854	15	17	383	4,856
National Baptist Convention.....	13	5	9,150	2	4,500	13	20,927	13	13	144	1,381
Primitive Baptists.....	1										
Churches of Christ.....	3					2	1,000				
Churches of the Living God:											
Church of the Living God, Christian Workers for Fellowship.....	1					1	450	1	1	2	25
Congregational Churches.....	5	1	868			5	9,738	5	5	69	828
Disciples of Christ.....	20	10	76,625			15	72,711	20	20	496	7,767
Eastern Orthodox Churches:											
Bulgarian Orthodox Church.....	1	1	3,000			1	2,300				
Greek Orthodox Church (Hellenic).....	2	1	1,000			1	1,200				
Evangelical Association.....	3	1	1,700	2	6,800	3	12,862	3	3	71	1,281
Friends:											
Society of Friends (Orthodox).....	4	1	3,500	1	6,000	2	10,080	2	2	41	490
German Evangelical Synod of North America.....	4	4	42,000	4	25,500	4	13,672	4	5	106	961
Independent churches.....	2	1	100			2	3,159	2	2	23	175
Jewish congregations.....	1					1	20,000	1	2	18	200
Latter Day Saints:											
Church of Jesus Christ of Latter Day Saints.....	1					1	90	1	1	29	243
Lutheran bodies:											
General Synod of the Evangelical Lutheran Church in the United States of America.....	3	1	5,000	1	5,000	3	8,598	3	3	46	480
Evangelical Lutheran Synodical Conference of America.....	4	1	500	4	11,500	4	26,869	1	1	20	189
Methodist bodies:											
Methodist Episcopal Church.....	39	20	56,530	18	55,700	39	175,882	38	38	1,144	16,705
Methodist Protestant Church.....	3	1	600			3	4,410	3	4	56	545
Free Methodist Church of North America.....	2	1	700			2	3,197	2	2	23	254
African Methodist Episcopal Church.....	3	2	4,600	2	3,800	3	4,550	3	3	46	548
African Methodist Episcopal Zion Church.....	7	6	4,410	2	6,000	7	11,727	7	7	51	635
Colored Methodist Episcopal Church.....	1					1	1,200	1	1	5	60
Pentecostal Church of the Nazarene.....	2	2	2,535			2	8,794	2	2	33	296
Presbyterian bodies:											
Presbyterian Church in the United States of America.....	15	9	49,550	1	35,000	15	144,669	15	16	410	4,639
United Presbyterian Church of North America.....	3	1	500	2	8,500	3	6,832	3	3	34	344
Protestant Episcopal Church.....	9	1	450	2	6,500	9	30,739	8	9	73	702
Reformed bodies:											
Reformed Church in the United States.....	8	2	4,200	7	28,500	8	18,714	8	8	165	1,899
Roman Catholic Church.....	17	10	344,859	15	92,500	16	186,121	12	17	89	3,855
Spiritualists:											
Spiritualists (National Spiritualists' Association).....	4	1	2,500			3	1,215				
Progressive Spiritual Church.....	1					1	1,000				
Unitarians.....	1	1	7,924			1	10,856	1	1	8	91
United Brethren bodies:											
Church of the United Brethren in Christ.....	4	3	12,006	2	6,000	4	12,204	4	4	83	1,390
Universalists.....	1	1	6,000	1	4,000	1	2,354	1	1	10	106
All other denominations.....	18	6	32,525	3	8,500	15	20,779	14	14	99	661
JACKSON, MICH	32	9	27,769	19	142,600	31	172,482	30	38	616	7,831
Adventist bodies:											
Seventh-day Adventist Denomination.....	1					1	4,628	1	3	20	160
Baptist bodies:											
Baptists—Northern Baptist Convention.....	6	2	6,780	3	8,100	6	23,984	6	9	181	1,780
Congregational Churches.....	3	1	200	1	10,000	3	14,277	3	3	65	800
Evangelical Association.....	1	1	2,400	1	3,500	1	2,100	1	2	20	350
German Evangelical Synod of North America.....	1			1	5,000	1	2,450	1	1	12	116
Lutheran bodies:											
Evangelical Lutheran Synodical Conference of America.....	1			1	5,000	1	2,650	1	1	4	80
Methodist bodies:											
Methodist Episcopal Church.....	7	2	1,500	6	35,500	7	32,668	7	9	207	2,821
Free Methodist Church of North America.....	1			1	2,500	1	1,720	1	1	15	90
African Methodist Episcopal Church.....	1			1	5,000	1	1,159	1	1	10	60
Presbyterian bodies:											
Presbyterian Church in the United States of America.....	1			1	5,000	1	5,044	1	1	22	367
Protestant Episcopal Church.....	1	1	4,989	1	6,000	1	15,639	1	1	17	170
Roman Catholic Church.....	3	1	11,600	2	57,000	3	63,713	2	2	22	925
Salvation Army.....	1					1	1,198	1	1	4	60
All other denominations.....	4	1	300			3	1,252	3	3	17	52
JACKSONVILLE, FLA	120	52	164,959	33	148,604	117	280,926	115	121	1,400	15,558
Adventist bodies:											
Advent Christian Church.....	1					1	1,100	1	1	8	60
Seventh-day Adventist Denomination.....	2					1	6,927	2	2	32	187
Baptist bodies:											
Baptists—											
Southern Baptist Convention.....	8	2	12,690	1	11,000	8	23,556	8	9	187	1,997
National Baptist Convention.....	39	15	35,685	3	9,000	39	33,546	38	38	230	2,990
Congregational Churches.....	1					1	5,900	1	1	20	190
Disciples of Christ.....	3	2	5,000			3	9,672	3	3	85	1,001
Jewish congregations.....	1	1	12,000			1	6,000	1	1	9	95
Latter Day Saints:											
Church of Jesus Christ of Latter Day Saints.....	1					1	419	1	2	13	95
Lutheran bodies:											
United Synod of the Evangelical Lutheran Church in the South.....	1	1	800				2,260	1	1	13	106

RELIGIOUS BODIES.

TABLE 66.—STATISTICS OF RELIGIOUS BODIES IN EACH CITY HAVING,

DENOMINATION.	Total number of organizations.	MEMBERS.					PLACES OF WORSHIP.			VALUE OF CHURCH PROPERTY.	
		Number of organizations reporting.	Total number reported.	Sex.		Number of organizations reporting—	Church edifices.	Halls, etc.	Number of church edifices reported.	Number of organizations reporting.	Value reported.
				Number of organizations reporting.	Male.						
JACKSONVILLE, FLA.—Continued.											
Methodist bodies:											
Methodist Episcopal Church.....	10	10	1,558	5	216	403	8	2	8	8	\$180,900
Methodist Episcopal Church, South.....	10	10	2,695	10	1,141	1,554	10		10	10	131,500
African Methodist Episcopal Church.....	17	17	3,873	17	1,260	2,613	17		17	16	233,750
African Methodist Episcopal Zion Church.....	1	1	135	1	25	110	1		1	1	12,000
Colored Methodist Episcopal Church.....	3	3	102	3	42	60	3		3	3	4,900
Presbyterian bodies:											
Presbyterian Church in the United States of America.....	1	1	150	1	40	110	1		1	1	40,000
Presbyterian Church in the United States.....	5	5	1,957	5	736	1,221	5		5	5	170,400
Protestant Episcopal Church.....	6	6	2,344	3	795	1,005	6		6	6	370,693
Roman Catholic Church.....	1	1	5,000	1	2,350	2,650	1		1	1	100,000
All other denominations.....	9	9	452	9	203	249	4	4	4	4	66,830
JAMESTOWN, N. Y.											
Adventist bodies:											
Seventh-day Adventist Denomination.....	2	2	123	2	26	97	2		2	2	6,000
Baptist bodies:											
Baptists—Northern Baptist Convention.....	3	3	1,281	2	380	647	3		3	3	116,500
Congregational Churches.....	3	3	680	3	225	455	3		3	3	93,000
Lutheran bodies:											
General Council of the Evangelical Lutheran Church in North America.....	3	3	3,790	3	1,785	2,005	3		3	3	225,000
Methodist bodies:											
Methodist Episcopal Church.....	1	1	700	1	300	400	1		1	1	37,000
Free Methodist Church of North America.....	1	1	113	1	31	82	1		1	1	10,000
Presbyterian bodies:											
Presbyterian Church in the United States of America.....	2	2	602	2	252	350	2		2	2	99,000
Protestant Episcopal Church.....	1	1	691	1	276	415	1		1	1	135,000
Roman Catholic Church.....	2	2	5,897	2	2,995	2,902	2		2	2	120,000
Salvation Army.....	2	2	227	2	89	138	2		2	2	28,004
Scandinavian Evangelical bodies:											
Swedish Evangelical Mission Covenant of America.....	2	2	1,420	1	240	283	2		2	2	72,000
Unitarians.....	1	1	125	1	45	80	1		1	1	15,000
United Brethren bodies:											
Church of the United Brethren in Christ.....	2	1	274	1	100	174	2		2	1	15,000
All other denominations.....	3	3	79	3	28	51	1	1	1	1	6,000
JERSEY CITY, N. J.											
Adventist bodies:											
Seventh-day Adventist Denomination.....	4	4	191	4	36	155	1	2	1	1	14,000
Baptist bodies:											
Baptists—Northern Baptist Convention.....	10	10	2,865	9	910	1,555	10		11	10	376,000
National Baptist Convention.....	1	1	190	1	60	130	1		1	1	4,000
Brethren, Plymouth:											
Brethren, Plymouth, II.....	1	1	150	1	65	85	1		1	1	7,000
Congregational Churches.....	2	2	1,235	2	446	789	2		2	2	120,000
Eastern Orthodox Churches:											
Russian Orthodox Church.....	1	1	1,495	1	800	695	1		1	1	35,000
Evangelical Association.....	2	2	170	2	59	111	2		2	2	13,000
Independent churches.....	1	1	400				1		2	1	75,000
Jewish congregations.....	14	14	4,750	2	250	150	8	4	8	2	73,000
Lutheran bodies:											
General Synod of the Evangelical Lutheran Church in the United States of America.....	7	7	2,145	7	745	1,400	5	1	5	5	142,500
General Council of the Evangelical Lutheran Church in North America.....	6	6	2,933	5	848	1,145	6		6	6	263,000
Evangelical Lutheran Synodical Conference of America.....	1	1	332	1	114	218	1		1	1	13,000
Norwegian Lutheran Church of America—Synod for the Norwegian Evangelical Lutheran Church of America.....	1	1	193	1	102	91	1		1	1	8,500
Finnish Evangelical Lutheran National Church.....	1	1	198	1	91	107	1		1	1	12,000
Methodist bodies:											
Methodist Episcopal Church.....	17	17	4,612	14	1,730	2,604	16	1	16	16	494,000
African Methodist Episcopal Church.....	1	1	410	1	135	275	1		1	1	15,000
African Methodist Episcopal Zion Church.....	1	1	579	1	265	314	1		1	1	27,500
Presbyterian bodies:											
Presbyterian Church in the United States of America.....	5	5	2,774	4	946	1,567	4		4	4	185,000
United Presbyterian Church of North America.....	3	3	859	3	289	570	3		3	2	40,000
Protestant Episcopal Church.....	12	12	5,755	11	2,317	2,911	12		13	11	432,094
Reformed bodies:											
Reformed Church in America.....	11	11	4,392	11	1,689	2,703	11		12	11	558,500
Roman Catholic Church.....	25	25	109,436	24	47,512	55,924	25		25	25	2,126,600
Scandinavian Evangelical bodies:											
Norwegian-Danish Free Church.....	1	1	159	1	65	94	1		1	1	27,000
All other denominations.....	8	8	267	7	113	139	2	4	2	1	12,500
JOHNSTOWN, PA.											
Adventist bodies:											
Seventh-day Adventist Denomination.....	1	1	90	1	25	65	1		1	1	5,500
Baptist bodies:											
Baptists—Northern Baptist Convention.....	3	3	566	3	226	340	3		3	3	115,000
National Baptist Convention.....	2	2	140	2	67	73	1	1	1	2	1,350
Brethren, German Baptist (Dunkers):											
Church of the Brethren (Conservative Dunkers).....	4	4	1,368	4	627	741	4		4	4	65,000
The Brethren Church (Progressive Dunkers).....	4	4	1,123	3	346	477	3	1	3	3	29,000

GENERAL TABLES.

IN 1910, 25,000 INHABITANTS OR MORE, BY DENOMINATIONS: 1916—Continued.

DENOMINATION.	Total number of organizations.	DEBT ON CHURCH PROPERTY.		PARSONAGES.		EXPENDITURES FOR YEAR.		SUNDAY SCHOOLS CONDUCTED BY CHURCH ORGANIZATIONS.			
		Number of organizations reporting.	Amount of debt reported.	Number of organizations reporting.	Value of parsonages reported.	Number of organizations reporting.	Amount reported.	Number of organizations reporting.	Number of Sunday schools reported.	Number of officers and teachers.	Number of scholars.
JACKSONVILLE, FLA.—Continued.											
Methodist bodies:											
Methodist Episcopal Church.....	10	5	\$11,245	6	\$29,800	10	\$12,240	10	10	106	1,103
Methodist Episcopal Church, South.....	10	5	18,552	6	20,500	9	29,067	10	10	180	2,067
African Methodist Episcopal Church.....	17	13	11,037	5	23,300	17	32,861	17	17	206	1,956
African Methodist Episcopal Zion Church.....	1	1	3,500	1	400	1	825	1	1	8	50
Colored Methodist Episcopal Church.....	3	3	350	1	400	3	1,218	3	3	14	76
Presbyterian bodies:											
Presbyterian Church in the United States of America.....	1	1	1,500	1	5,000	1	1,500	1	1	11	98
Presbyterian Church in the United States.....	5	1	2,000	2	9,000	5	32,571	5	6	114	1,765
Protestant Episcopal Church.....	6	1	50,000	6	28,604	6	55,700	6	7	108	1,062
Roman Catholic Church.....	1	1	600	1	9,000	1	10,400	1	1	30	450
All other denominations.....	9	1		1	3,000	8	15,164	5	7	26	210
JAMESTOWN, N. Y.	28	13	112,600	16	107,000	26	188,838	25	25	596	8,122
Adventist bodies:											
Seventh-day Adventist Denomination.....	2	1	500	1	2,500	2	3,749	2	2	20	103
Baptist bodies:											
Baptists—Northern Baptist Convention.....	3	2	5,350	2	11,000	3	17,202	3	3	65	1,212
Congregational Churches.....	3	2	9,200	2	13,500	3	22,207	3	3	55	492
Lutheran bodies:											
General Council of the Evangelical Lutheran Church in North America.....	3	3	32,750	3	36,000	3	74,181	3	3	146	2,845
Methodist bodies:											
Methodist Episcopal Church.....	1	1		1	6,000	1	8,000	1	1	55	836
Free Methodist Church of North America.....	1	1		1	3,000	1	2,322	1	1	15	77
Presbyterian bodies:											
Presbyterian Church in the United States of America.....	2	1		1	10,000	2	18,727	2	2	51	638
Protestant Episcopal Church.....	1	1		1	7,000	1	7,270	1	1	28	253
Roman Catholic Church.....	2	1	45,000	2	15,000	2	21,911	2	2	21	182
Salvation Army.....	2	2	14,500			2	6,201	2	2	21	182
Scandinavian Evangelical bodies:											
Swedish Evangelical Mission Covenant of America.....	2	1				1	2,850	2	2	95	1,045
Unitarians.....	1	1				1		1	1	10	90
United Brethren bodies:											
Church of the United Brethren in Christ.....	2	1	4,800	1	2,000	2	2,615	2	2	29	300
All other denominations.....	3	1	500	1	1,000	3	1,603	2	2	6	49
JERSEY CITY, N. J.	136	69	746,100	72	694,206	126	875,842	112	130	2,770	34,419
Adventist bodies:											
Seventh-day Adventist Denomination.....	4	1	3,400			4	7,554	4	5	34	175
Baptist bodies:											
Baptists—Northern Baptist Convention.....	10	7	37,700	3	11,000	10	44,115	10	10	262	2,140
National Baptist Convention.....	1	1	1,100			1	1,903	1	1	10	95
Brethren, Plymouth:											
Brethren, Plymouth, II.....	1	1				1	2,326	1	2	30	357
Congregational Churches:											
Congregational Churches.....	2	2	30,000	2	13,000	2	13,850	2	2	60	1,146
Eastern Orthodox Churches:											
Russian Orthodox Church.....	1	1	24,000	1	10,000	1	8,727	1	1	1	105
Evangelical Association.....	2	1	1,500	1	3,000	2	4,641	2	2	34	230
Independent churches.....	1	1				1	11,000				
Jewish congregations.....	14					12	19,850	2	2	16	260
Lutheran bodies:											
General Synod of the Evangelical Lutheran Church in the United States of America.....	7	5	36,500	4	34,000	6	25,590	7	8	157	1,833
General Council of the Evangelical Lutheran Church in North America.....	6	6	53,050	5	27,000	6	29,381	6	11	276	2,551
Evangelical Lutheran Synodical Conference of America.....	1	1	2,000	1	9,500	1	4,425	1	2	36	340
Norwegian Lutheran Church of America—Synod for the Norwegian Evangelical Lutheran Church of America.....	1	1	1,900			1	2,337	1	1	26	104
Finnish Evangelical Lutheran National Church.....	1	1				1	1,220	1	2	6	65
Methodist bodies:											
Methodist Episcopal Church.....	17	8	41,600	14	97,500	17	71,408	15	15	429	4,849
African Methodist Episcopal Church.....	1	1	1,600	1	5,000	1	4,275	1	1	13	146
African Methodist Episcopal Zion Church.....	1	1	8,000	1	4,000	1	4,550	1	1	12	169
Presbyterian bodies:											
Presbyterian Church in the United States of America.....	5	1	12,000	2	15,000	5	36,138	5	7	257	1,864
United Presbyterian Church of North America.....	3	1	2,000	1	5,000	3	15,325	3	4	103	1,463
Protestant Episcopal Church.....	12	5	39,800	9	68,306	12	95,605	12	13	364	2,833
Reformed bodies:											
Reformed Church in America.....	11	8	48,200	6	49,000	11	60,035	11	14	359	3,192
Roman Catholic Church.....	25	16	387,500	21	342,900	19	398,149	18	19	227	10,073
Scandinavian Evangelical bodies:											
Norwegian-Danish Free Church.....	1	1	10,500			1	3,522	1	1	33	212
All other denominations.....	8	1	3,750			7	9,916	6	6	25	217
JOHNSTOWN, PA.	69	38	398,843	43	349,500	68	544,213	61	67	1,453	23,150
Adventist bodies:											
Seventh-day Adventist Denomination.....	1	1	300			1	600	1	1	12	60
Baptist bodies:											
Baptists—Northern Baptist Convention.....	3	1	1,100	1	3,000	3	9,456	3	3	54	383
National Baptist Convention.....	2					2	1,138	2	2	10	82
Brethren, German Baptist (Dunkers):											
Church of the Brethren (Conservative Dunkers).....	4	3	35,000	1	3,500	4	15,022	4	4	68	1,577
The Brethren Church (Progressive Dunkers).....	4	1	2,300	1	5,000	4	7,450	4	4	63	1,555

RELIGIOUS BODIES.

TABLE 66.—STATISTICS OF RELIGIOUS BODIES IN EACH CITY HAVING,

DENOMINATION.	Total number of organizations.	MEMBERS.					PLACES OF WORSHIP.			VALUE OF CHURCH PROPERTY.	
		Number of organizations reporting.	Total number reported.	Sex.		Number of organizations reporting—		Number of church edifices reported.	Number of organizations reporting.	Value reported.	
				Male.	Female.	Church edifices.	Halls, etc.				
JOHNSTOWN, PA.—Continued.											
Congregational Churches	1	1	200	1	83	117	1	1	1	\$30,000	
Disciples of Christ	2	2	1,127	1	236	484	1	1	1	65,000	
Eastern Orthodox Churches:											
Syrian Orthodox Church	1	1	206	1	115	91	1	1	1	13,325	
Evangelical Association	3	3	388	3	164	224	3	3	3	28,750	
Independent churches	1	1	410		305	105	1	1	1	7,000	
Lutheran bodies:											
General Synod of the Evangelical Lutheran Church in the United States of America	4	4	3,000	3	1,119	1,481	4	4	4	222,000	
General Council of the Evangelical Lutheran Church in North America	3	3	3,060	3	1,380	1,680	3	3	3	105,000	
Evangelical Lutheran Synodical Conference of America	1	1	250	1	150	100	1	1	1	5,200	
Methodist bodies:											
Methodist Episcopal Church	6	6	3,687	5	1,274	1,719	6	6	6	339,500	
African Methodist Episcopal Zion Church	1	1	150	1	50	100	1	1	1	6,000	
Presbyterian bodies:											
Presbyterian Church in the United States of America	3	3	2,135	3	982	1,153	3	3	3	303,000	
Welsh Calvinistic Methodist Church	1	1	137	1	70	67	1	1	1	14,000	
United Presbyterian Church of North America	1	1	143	1	52	91	1	1	1	45,000	
Protestant Episcopal Church	1	1	378	1	140	238	1	1	1	65,000	
Reformed bodies:											
Reformed Church in the United States	3	3	756	3	332	424	3	3	3	47,000	
Roman Catholic Church	12	12	27,370	10	11,577	8,951	12	12	12	748,000	
United Brethren bodies:											
Church of the United Brethren in Christ	4	4	2,446	4	1,007	1,439	4	4	4	295,000	
United Evangelical Church	5	5	2,258	5	885	1,373	5	5	5	41,500	
All other denominations	2	2	89	2	30	59	1	1	1	3,500	
JOLIET, ILL.	49	49	37,615	43	13,823	12,360	41	3	42	1,069,875	
Baptist bodies:											
Baptists—											
Northern Baptist Convention	4	4	1,067	4	381	686	4	5	4	96,000	
National Baptist Convention	2	2	296	2	133	163	2	2	2	15,000	
Congregational Churches	1	1	55	1	27	28	1	1	1	8,000	
Disciples of Christ	1	1	87	1	31	56	1	1	1	8,000	
Eastern Orthodox Churches:											
Greek Orthodox Church (Hellenic)	1	1	500	1	440	60	1	1	1	5,500	
Russian Orthodox Church	1	1	640	1	380	260	1	1	1	14,000	
Jewish congregations	1	1	50	1	45	5	1	1	1	14,000	
Lutheran bodies:											
General Synod of the Evangelical Lutheran Church in the United States of America	1	1	540	1	250	290	1	1	1	45,000	
General Council of the Evangelical Lutheran Church in North America	1	1	638	1	274	364	1	1	1	60,000	
Evangelical Lutheran Synodical Conference of America	1	1	1,600	1	700	900	1	1	1	8,000	
Norwegian Lutheran Church of America—											
Hauge's Norwegian Evangelical Lutheran Synod	1	1	87	1	42	45	1	1	1	6,000	
Evangelical Lutheran Synod of Iowa and Other States	1	1	100	1	80	20	1	1	1	10,000	
Methodist bodies:											
Methodist Episcopal Church	5	5	1,820	4	694	1,016	5	5	5	144,500	
African Methodist Episcopal Church	1	1	107	1	39	68	1	1	1	5,500	
Presbyterian bodies:											
Presbyterian Church in the United States of America	4	4	1,395	2	108	265	4	4	2	30,000	
Protestant Episcopal Church	1	1	453	1	120	333	1	1	1	47,000	
Roman Catholic Church	10	10	27,141	7	9,556	7,285	10	10	9	394,375	
Scandinavian Evangelical bodies:											
Swedish Evangelical Mission Covenant of America	1	1	148	1	71	77	1	1	1	12,000	
Swedish Evangelical Free Church	1	1	52	1	22	30	1	1	1	4,000	
Spiritualists:											
Spiritualists (National Spiritualists' Association)	1	1	118	1	48	70	1	1	1	4,500	
United Evangelical Church	1	1	60	1	26	34	1	1	1	150,000	
Universalists	2	2	213	2	208	5	2	2	2	10,500	
Volunteers of America	5	5	129	5	46	83	2	1	2	10,500	
All other denominations	5	5	129	5	46	83	2	1	2	10,500	
JOPLIN, MO.	35	35	8,856	32	3,127	4,709	30	3	30	549,025	
Adventist bodies:											
Seventh-day Adventist Denomination	1	1	65	1	13	52	1	1	1	2,625	
Baptist bodies:											
Baptists—											
Southern Baptist Convention	5	5	1,725	5	778	947	5	5	5	74,500	
National Baptist Convention	2	2	205	2	60	145	1	1	1	15,000	
National Baptist Convention	2	2	298	2	128	170	2	2	2	25,000	
Congregational Churches	4	4	1,931	3	309	667	4	4	3	63,000	
Disciples of Christ	1	1	100	1	50	50	1	1	1	30,000	
Jewish congregations	1	1	100	1	50	50	1	1	1	30,000	
Latter Day Saints:											
Reorganized Church of Jesus Christ of Latter Day Saints	1	1	378	1	170	208	1	1	1	3,500	
Lutheran bodies:											
Evangelical Lutheran Synodical Conference of America	1	1	145	1	70	75	1	1	1	7,000	
Methodist bodies:											
Methodist Episcopal Church	4	4	1,516	3	500	966	4	4	4	101,500	
Methodist Episcopal Church, South	1	1	400	1	200	200	1	1	1	40,000	
African Methodist Episcopal Church	1	1	100	1	28	72	1	1	1	30,000	
Presbyterian bodies:											
Presbyterian Church in the United States of America	3	3	865	3	334	531	3	3	3	55,200	
Protestant Episcopal Church	1	1	200	1	72	128	1	1	1	35,000	
Roman Catholic Church	1	1	750	1	350	400	1	1	1	65,000	
Spiritualists:											
Spiritualists (National Spiritualists' Association)	1	1	85	1	30	55	1	1	1	600	
All other denominations	6	6	93	5	35	43	2	2	2	1,100	

GENERAL TABLES.

IN 1910, 25,000 INHABITANTS OR MORE, BY DENOMINATIONS: 1916—Continued.

DENOMINATION.	Total number of organizations.	DEBT ON CHURCH PROPERTY.		PARSONAGES.		EXPENDITURES FOR YEAR.		SUNDAY SCHOOLS CONDUCTED BY CHURCH ORGANIZATIONS.			
		Number of organizations reporting.	Amount of debt reported.	Number of organizations reporting.	Value of parsonages reported.	Number of organizations reporting.	Amount reported.	Number of organizations reporting.	Number of Sunday schools reported.	Number of officers and teachers.	Number of scholars.
JOHNSTOWN, PA.—Continued.											
Congregational Churches	1			1	\$4,500	1	\$2,000	1	1	12	200
Disciples of Christ	2	1	\$600			1	6,877	2	2	53	930
Eastern Orthodox Churches:											
Syrian Orthodox Church	1	1	4,550	1	4,000	1	2,010	1	1	6	85
Evangelical Association	3	1	3,000	3	10,500	3	4,116	3	3	41	410
Independent churches	1	1	2,000	1	3,000	1	1,878				
Lutheran bodies:											
General Synod of the Evangelical Lutheran Church in the United States of America	4	2	40,300	2	20,000	4	40,885	4	4	187	2,515
General Council of the Evangelical Lutheran Church in North America	3	1	14,000	2	24,000	3	24,478	3	6	130	1,448
Evangelical Lutheran Synodical Conference of America	1	1	3,400	1	4,000	1	1,857				
Methodist bodies:											
Methodist Episcopal Church	6	3	67,525	4	35,500	6	50,304	6	6	225	3,479
African Methodist Episcopal Zion Church	1			1	2,500	1	2,136	1	1	14	95
Presbyterian bodies:											
Presbyterian Church in the United States of America	3	2	12,600	1	15,000	3	21,985	3	4	94	1,406
Welsh Calvinistic Methodist Church	1					1	2,460	1	1	26	156
United Presbyterian Church of North America	1					1	3,363	1	1	18	118
Protestant Episcopal Church	1			1	10,000	1	4,839	1	1	12	230
Reformed bodies:											
Reformed Church in the United States	3	2	7,300	2	12,500	3	20,117	3	3	53	486
Roman Catholic Church	12	9	110,350	11	144,000	12	193,012	6	8	72	2,787
United Brethren bodies:											
Church of the United Brethren in Christ	4	4	92,000	3	25,000	4	101,825	4	4	126	2,475
United Evangelical Church	5	3	1,018	5	19,000	5	19,333	5	5	156	2,490
All other denominations	2	1	1,500	1	4,500	2	7,073	2	2	21	183
JOLIET, ILL	49	25	220,842	22	155,500	44	168,362	40	43	564	7,709
Baptist bodies:											
Baptists—											
Northern Baptist Convention	4	3	3,750			4	11,404	4	7	94	854
National Baptist Convention	2	1	400			1	1,652	1	1	12	104
Congregational Churches	1					1	550	1	1	9	50
Disciples of Christ	1					1	1,800	1	1	18	84
Eastern Orthodox Churches:											
Greek Orthodox Church (Hellenic)	1					1	1,880	1	1	1	19
Russian Orthodox Church	1	1	850	1	2,500	1	2,000	1	1	2	40
Jewish congregations	1	1	2,500			1		1	1		
Lutheran bodies:											
General Synod of the Evangelical Lutheran Church in the United States of America	1	1	20,000	1	5,000	1	6,637	1	1	16	200
General Council of the Evangelical Lutheran Church in North America	1	1	25,000	1	10,000	1	10,407	1	1	35	310
Evangelical Lutheran Synodical Conference of America	1	1	3,500	1	2,000	1	8,400	1	1	9	100
Norwegian Lutheran Church of America—											
Hauge's Norwegian Evangelical Lutheran Synod	1	1	1,900	1	4,000	1	1,000	1	1	9	60
Evangelical Lutheran Synod of Iowa and Other States	1			1	2,500	1	2,000	1	1	7	60
Methodist bodies:											
Methodist Episcopal Church	5	2	12,500	4	26,000	5	24,269	5	5	109	1,146
African Methodist Episcopal Church	1	1	1,642	1	1,500	1	1,648	1	1	12	58
Presbyterian bodies:											
Presbyterian Church in the United States of America	4	1	1,500	1	5,000	4	21,471	4	4	79	867
Protestant Episcopal Church	1			1	15,000	1	6,300	1	1	19	189
Roman Catholic Church	10	7	131,375	8	80,500	9	49,103	7	7	47	2,833
Scandinavian Evangelical bodies:											
Swedish Evangelical Mission Covenant of America	1					1	2,350	1	1	21	162
Swedish Evangelical Free Church	1	1	400			1	808	1	1	8	75
Spiritualists:											
Spiritualists (National Spiritualists' Association)	1					1	535				
United Evangelical Church	1	1	400	1	2,500	1	1,100	1	1	13	90
Universalists	1	1	15,000			1	7,100	1	1	15	250
Volunteers of America	2					1	415				
All other denominations	5	1	125			4	5,533	4	4	29	158
JOPLIN, MO	35	17	61,055	12	36,600	31	92,619	31	31	521	6,615
Adventist bodies:											
Seventh-day Adventist Denomination	1					1	1,121	1	1	16	65
Baptist bodies:											
Baptists—											
Southern Baptist Convention	5	1	7,725			5	10,781	5	5	100	1,373
National Baptist Convention	2	1	200	1	500	2	1,713	2	2	17	269
Congregational Churches	4	2	4,858	1	3,000	2	3,751	2	2	20	179
Disciples of Christ	2	2	5,940			3	11,731	4	4	101	1,502
Jewish congregations	1	1	15,000			1	3,000	1	1	5	40
Latter Day Saints:											
Reorganized Church of Jesus Christ of Latter Day Saints	1	1	750			1	2,786	1	1	28	202
Lutheran bodies:											
Evangelical Lutheran Synodical Conference of America	1			1	3,000	1	1,220	1	1	6	65
Methodist bodies:											
Methodist Episcopal Church	4	2	11,800	3	5,800	4	16,000	4	4	104	1,743
Methodist Episcopal Church, South	1	1	4,887	1	2,500	1	2,905	1	1	15	200
African Methodist Episcopal Church	1	1	160			1	716	1	1	6	40
Presbyterian bodies:											
Presbyterian Church in the United States of America	3	1	1,300	3	8,300	3	23,394	3	3	65	685
Protestant Episcopal Church	1	1	8,000	1	3,500	1	3,661	1	1	8	55
Roman Catholic Church	1			1	10,000	1	7,200	1	1	14	170
Spiritualists:											
Spiritualists (National Spiritualists' Association)	1	1	100			1	311				
All other denomination	6	2	335			3	2,329	3	3	16	87

RELIGIOUS BODIES.

TABLE 66.—STATISTICS OF RELIGIOUS BODIES IN EACH CITY HAVING,

DENOMINATION.	MEMBERS.						PLACES OF WORSHIP.			VALUE OF CHURCH PROPERTY.	
	Total number of organizations.	Number of organizations reporting.	Total number reported.	Sex.		Number of organizations reporting—		Number of church edifices reported.	Number of organizations reporting.	Value reported.	
				Male.	Female.	Church edifices.	Halls, etc.				
KALAMAZOO, MICH.	37	37	11,370	35	4,126	6,368	35	2	36	34	\$809,975
Adventist bodies:											
Seventh-day Adventist Denomination.....	1	1	74	1	23	51	1		1	1	2,350
Baptist bodies:											
Baptists—											
Northern Baptist Convention.....	3	3	1,243	3	405	838	3		3	3	88,000
National Baptist Convention.....	1	1	56	1	22	34	1		1		
Congregational Churches.....	1	1	527	1	190	337	1		1	1	70,000
Disciples of Christ.....	1	1	290	1	95	195	1		1	1	25,000
Evangelical Association.....	1	1	45	1	18	28	1		1	1	15,825
Jewish congregations.....	2	2	210	2	90	120	2		2	2	32,000
Lutheran bodies:											
General Synod of the Evangelical Lutheran Church in the United States of America.....	1	1	172	1	65	107	1		1	1	12,000
Evangelical Lutheran Synodical Conference of America.....	1	1	175	1	80	96	1		1	1	3,000
Methodist bodies:											
Methodist Episcopal Church.....	5	5	2,081	5	716	1,366	5		5	5	100,000
Free Methodist Church of North America.....	1	1	130	1	38	92	1		1	1	4,500
African Methodist Episcopal Church.....	1	1	117	1	40	77	1		1	1	15,000
Presbyterian bodies:											
Presbyterian Church in the United States of America.....	2	2	707	1	173	383	2		2	2	104,000
Protestant Episcopal Church.....	1	1	725				1		2	1	65,000
Reformed bodies:											
Reformed Church in America.....	6	5	1,586	6	741	945	6		6	6	79,000
Christian Reformed Church.....	3	3	947	3	412	535	3		3	3	54,500
Hungarian Reformed Church in America.....	1	1	86	1	51	35	1		1	1	1,800
Roman Catholic Church.....	1	1	1,600	1	750	850	1		1	1	71,500
Salvation Army.....	1	1	146	1	63	83	1		1	1	6,500
Unitarians.....	1	1	307	1	132	175	1		1	1	50,000
All other denominations.....	2	2	45	2	23	22		2			
KANSAS CITY, KANS.	115	114	42,291	97	15,848	20,322	107	3	109	107	1,131,025
Adventist bodies:											
Seventh-day Adventist Denomination.....	2	2	255	2	57	198	2		2	2	3,300
Baptist bodies:											
Baptists—											
Northern Baptist Convention.....	13	13	3,764	13	1,390	2,374	13		13	13	92,750
National Baptist Convention.....	10	9	4,329	9	1,500	2,829	10		10	10	149,500
Brethren, German Baptist (Dunkers):											
Church of the Brethren (Conservative Dunkers).....	1	1	108	1	57	51	1		1	1	2,000
Congregational Churches.....	5	5	1,023	5	373	650	5		5	5	61,800
Disciples of Christ.....	10	10	2,675	7	1,030	1,550	7		7	7	77,800
Eastern Orthodox Churches:											
Russian Orthodox Church.....	1	1	335	1	265	70	1		1	1	1,750
Serbian Orthodox Church.....	1	1	655	1	408	147	1		1	1	5,500
German Evangelical Synod of North America.....	1	1	300	1	135	165	1		1	1	2,000
Lutheran bodies:											
General Synod of the Evangelical Lutheran Church in the United States of America.....	1	1	160	1	72	88	1		1	1	10,000
General Council of the Evangelical Lutheran Church in North America.....	1	1	246	1	120	126	1		1	1	29,000
Evangelical Lutheran Synodical Conference of America.....	2	2	283	2	136	147	2		2	2	7,375
United Danish Evangelical Lutheran Church in America.....	1	1	206	1	80	126	1		1	1	14,000
Methodist bodies:											
Methodist Episcopal Church.....	15	15	4,393	8	918	1,627	14	1	15	14	138,300
Methodist Protestant Church.....	4	4	403	4	151	252	4		4	4	39,000
Methodist Episcopal Church, South.....	1	1	404	1	117	287	1		1	1	24,000
African Methodist Episcopal Church.....	6	5	1,282	6	466	816	6		6	6	36,500
Colored Methodist Episcopal Church.....	1	1	275	1	100	175	1		1	1	10,000
Presbyterian bodies:											
Presbyterian Church in the United States of America.....	7	7	2,078	7	686	1,392	7		7	7	104,500
United Presbyterian Church of North America.....	1	1	220	1	88	132	1		1	1	6,200
Protestant Episcopal Church.....	4	4	415	2	152	238	4		4	4	25,650
Roman Catholic Church.....	15	15	18,074	11	7,344	6,680	15		15	15	272,600
All other denominations.....	12	12	508	11	193	302	8	2	9	8	17,500
KANSAS CITY, MO.	230	229	103,905	191	33,920	48,146	204	17	207	203	6,510,195
Adventist bodies:											
Seventh-day Adventist Denomination.....	2	2	296	2	51	245	2		2	2	10,000
Baptist bodies:											
Baptists—											
Southern Baptist Convention.....	24	24	8,919	17	2,851	4,088	23	1	24	23	668,150
National Baptist Convention.....	23	23	8,614	23	2,389	6,225	23		23	23	173,200
Brethren, Plymouth:											
Brethren, Plymouth, II.....	2	2	195	2	71	124		2			
Churches of Christ.....	2	2	137	2	63	74	2		2	2	5,000
Congregational Churches.....	5	5	2,350	5	896	1,454	5		5	5	404,250
Disciples of Christ.....	19	19	11,343	15	3,301	4,641	18		18	16	1,059,900
Eastern Orthodox Churches:											
Greek Orthodox Church (Hellenic).....	1	1	1,650	1	1,525	125	1		1	1	20,000
Evangelical Association.....	2	2	345	2	137	208	2		2	2	45,500
Friends:											
Society of Friends (Orthodox).....	1	1	189	1	84	105	1		1	1	14,697
German Evangelical Synod of North America.....	1	1	600	1	200	400	1		1	1	20,000
Independent churches.....	3	3	289	2	50	89	2	1	2	2	7,900
Jewish congregations.....	7	7	3,790	1	1,000	1,000	1	5	1	1	156,000

GENERAL TABLES.

IN 1910, 25,000 INHABITANTS OR MORE, BY DENOMINATIONS: 1916—Continued.

DENOMINATION.	Total number of organizations.	DEBT ON CHURCH PROPERTY.		PARSONAGES.		EXPENDITURES FOR YEAR.		SUNDAY SCHOOLS CONDUCTED BY CHURCH ORGANIZATIONS.			
		Number of organizations reporting.	Amount of debt reported.	Number of organizations reporting.	Value of parsonages reported.	Number of organizations reporting.	Amount reported.	Number of organizations reporting.	Number of Sunday schools reported.	Number of officers and teachers.	Number of scholars.
KALAMAZOO, MICH.....	37	21	\$127,532	15	\$71,600	36	\$130,650	36	39	717	9,009
Adventist bodies:											
Seventh-day Adventist Denomination.....	1	1	225			1	2,683	1	1	12	40
Baptist bodies:											
Baptists—											
Northern Baptist Convention.....	3	2	2,800			3	12,744	3	4	111	1,480
National Baptist Convention.....	1					1	587	1	1	14	74
Congregational Churches.....	1	1	400			1	8,243	1	1	25	388
Disciples of Christ.....	1	1	8,000			1	1,675	1	1	23	180
Evangelical Association.....	1	1	10,457	1	3,000	1	621	1	1	14	221
Jewish congregations.....	2					2	4,300	2	2	5	78
Lutheran bodies:											
General Synod of the Evangelical Lutheran Church in the United States of America.....	1	1	4,200			1	886	1	1	15	106
Evangelical Lutheran Synodical Conference of America.....	1			1	5,000	1	1,500	1	1	10	135
Methodist bodies:											
Methodist Episcopal Church.....	5	3	14,400	2	5,000	5	19,355	5	6	173	2,329
Free Methodist Church of North America.....	1			1	3,000	1	1,658	1	1	12	130
African Methodist Episcopal Church.....	1	1	2,250	1	5,000	1	1,667	1	1	9	60
Presbyterian bodies:											
Presbyterian Church in the United States of America.....	2					2	10,760	2	3	55	665
Protestant Episcopal Church.....	1			1	6,000	1	7,650	1	1	27	200
Reformed bodies:											
Reformed Church in America.....	6	5	19,900	4	20,500	6	24,307	6	6	148	1,830
Christian Reformed Church.....	3	3	37,000	3	17,000	3	16,319	3	3	35	635
Hungarian Reformed Church in America.....	1	1	300			1	780	1	1	1	20
Roman Catholic Church.....	1	1	27,800	1	7,100	1	9,605	1	1	9	290
Salvation Army.....	1					1	2,107	1	1	9	80
Unitarians.....	1					1	3,100	1	1	8	48
All other denominations.....	2					1	123	1	1	2	20
KANSAS CITY, KANS.....	115	62	131,883	39	138,700	108	327,794	105	109	1,722	18,894
Adventist bodies:											
Seventh-day Adventist Denomination.....	2	1	250			2	1,360	2	2	38	248
Baptist bodies:											
Baptists—											
Northern Baptist Convention.....	13	11	14,138	2	4,100	13	23,458	13	14	279	2,675
National Baptist Convention.....	10	3	4,790			10	17,912	10	10	124	1,239
Brethren, German Baptist (Dunkers):											
Church of the Brethren (Conservative Dunkers).....	1					1	283	1	1	13	94
Congregational Churches.....	5	4	4,000			5	12,339	5	5	107	977
Disciples of Christ.....	10	5	9,020			7	18,916	9	9	162	2,162
Eastern Orthodox Churches:											
Russian Orthodox Church.....	1	1	900			1	2,410				
Serbian Orthodox Church.....	1			1	1,500	1	2,640	1	1	2	53
German Evangelical Synod of North America.....	1	1	300	1	2,000	1	1,900	1	1	17	210
Lutheran bodies:											
General Synod of the Evangelical Lutheran Church in the United States of America.....	1					1	2,160	1	1	15	90
General Council of the Evangelical Lutheran Church in North America.....	1	1	10,000			1	2,552	1	2	19	120
Evangelical Lutheran Synodical Conference of America.....	2	1	1,100	2	2,800	2	3,253	2	2	8	108
United Danish Evangelical Lutheran Church in America.....	1		465			1	2,900	1	1	6	80
Methodist bodies:											
Methodist Episcopal Church.....	15	7	11,053	7	16,500	15	51,649	15	15	429	4,677
Methodist Protestant Church.....	4	3	2,000	2	4,300	4	5,825	4	4	52	427
Methodist Episcopal Church, South.....	1			1	2,500	1	3,378	1	2	30	512
African Methodist Episcopal Church.....	6	3	7,295			6	7,562	5	5	45	532
Colored Methodist Episcopal Church.....	1	1	522			1	1,400	1	1	10	60
Presbyterian bodies:											
Presbyterian Church in the United States of America.....	7	4	11,700	3	9,500	7	24,917	7	7	196	1,781
United Presbyterian Church of North America.....	1			1	2,500	1	3,220	1	1	17	190
Protestant Episcopal Church.....	4	2	3,900	1	6,000	2	6,190	2	2	22	160
Roman Catholic Church.....	15	9	48,450	15	82,000	15	120,953	11	11	38	1,715
All other denominations.....	12	4	2,000	3	5,000	10	10,617	11	12	93	784
KANSAS CITY, MO.....	230	125	991,062	61	341,150	220	1,078,533	209	220	3,921	48,277
Adventist bodies:											
Seventh-day Adventist Denomination.....	2	1	300			2	7,874	2	2	39	210
Baptist bodies:											
Baptists—											
Southern Baptist Convention.....	24	8	21,550	2	14,000	24	134,707	24	25	600	7,215
National Baptist Convention.....	23	17	17,548			23	32,935	23	23	302	2,679
Brethren, Plymouth:											
Brethren, Plymouth, II.....	2					2	4,378	2	2	17	209
Churches of Christ.....	2					2	1,290				
Congregational Churches.....	5	3	19,500	2	12,000	5	58,683	5	5	146	1,282
Disciples of Christ.....	19	10	103,340	1	2,500	16	113,780	18	18	559	6,935
Eastern Orthodox Churches:											
Greek Orthodox Church (Hellenic).....	1	1	8,500			1	652				
Evangelical Association.....	2			2	7,100	1	2,988	2	2	50	581
Friends:											
Society of Friends (Orthodox).....	1	1	2,000			1	2,645	1	1	16	200
German Evangelical Synod of North America.....	1			1	5,000	1	4,000	1	1	12	100
Independent churches.....	3	1	2,720	1	300	3	4,172	3	4	29	267
Jewish congregations.....	7	1	35,000			7	28,001	1	2	22	629

RELIGIOUS BODIES.

TABLE 66.—STATISTICS OF RELIGIOUS BODIES IN EACH CITY HAVING,

DENOMINATION.	MEMBERS.						PLACES OF WORSHIP.			VALUE OF CHURCH PROPERTY.	
	Total number of organizations.	Number of organizations reporting.	Total number reported.	Sex.		Number of organizations reporting—		Number of church edifices reported.	Number of organizations reporting.	Value reported.	
				Male.	Female.	Church edifices.	Halls, etc.				
KANSAS CITY, Mo.—Continued.											
Lutheran bodies:											
General Synod of the Evangelical Lutheran Church in the United States of America.....	2	2	383	2	133	250	2	2	2	\$68,000	
General Council of the Evangelical Lutheran Church in North America.....	2	2	672	2	297	375	2	3	2	75,800	
Evangelical Lutheran Synodical Conference of America.....	2	2	570	1	47	73	2	2	2	20,800	
Evangelical Lutheran Joint Synod of Ohio and Other States.....	3	3	273	3	104	169	3	3	2	14,500	
Methodist bodies:											
Methodist Episcopal Church.....	25	25	10,312	21	3,448	5,532	25	25	25	1,124,400	
Methodist Episcopal Church, South.....	14	14	4,548	8	988	1,750	14	14	14	447,300	
African Methodist Episcopal Church.....	10	10	3,203	10	1,047	2,156	10	10	10	132,925	
African Methodist Episcopal Zion Church.....	6	6	436	6	137	299	6	6	6	40,620	
Colored Methodist Episcopal Church.....	1	1	200	1	75	125	1	1	1	5,000	
Pentecostal Church of the Nazarene.....	1	1	234	1			1	1	1	40,000	
Presbyterian bodies:											
Presbyterian Church in the United States of America.....	13	13	5,817	9	1,389	1,979	10	10	10	333,000	
United Presbyterian Church of North America.....	1	1	200	1	72	128	1	1	1	8,000	
Presbyterian Church in the United States.....	3	3	2,176	3	862	1,314	3	4	3	100,300	
Protestant Episcopal Church.....	9	9	2,300	8	916	1,159	8	1	8	373,253	
Reformed bodies:											
Reformed Church in the United States.....	1	1	249	1	103	146	1	1	1	22,500	
Roman Catholic Church.....	28	28	32,311	26	11,191	13,245	26	1	26	1,045,300	
Theosophical societies:											
Theosophical Society, American Section.....	1	1	153					1			
Unitarians.....	1	1	175	1	75	100	1	1	1	14,000	
United Brethren bodies:											
Church of the United Brethren in Christ.....	2	2	278	2	137	141	2	2	2	28,000	
All other denominations.....	13	12	698	12	271	427	5	5	7	32,000	
KINGSTON, N. Y.....	29	29	15,914	27	6,691	8,436	23	1	28	1,056,842	
Baptist bodies:											
Baptists—Northern Baptist Convention.....	2	2	871	1	175	233	2	2	2	90,000	
Congregational Churches.....	1	1	151	1	67	84	1	1	1	15,000	
Jewish congregations.....	2	2	350	2	240	110	2	2	2	25,000	
Lutheran bodies:											
General Council of the Evangelical Lutheran Church in North America.....	2	2	1,027	2	483	544	2	2	2	113,000	
Evangelical Lutheran Synodical Conference of America.....	1	1	407	1	187	220	1	1	1	15,000	
Methodist bodies:											
Methodist Episcopal Church.....	3	3	2,200	3	850	1,350	3	3	3	150,000	
African Methodist Episcopal Zion Church.....	2	2	115	2	39	76	1	1	1	3,000	
Presbyterian bodies:											
Presbyterian Church in the United States of America.....	2	2	917	2	367	550	2	2	2	70,000	
Protestant Episcopal Church.....	3	3	668	2	140	203	3	3	3	82,000	
Reformed bodies:											
Reformed Church in America.....	3	3	1,412	3	520	892	3	3	3	320,000	
Roman Catholic Church.....	5	5	7,708	5	3,593	4,115	5	5	5	159,200	
All other denominations.....	3	3	88	3	30	58	3	3	3	14,642	
KNOXVILLE, TENN.....	100	99	23,510	89	10,134	14,874	91	4	92	1,682,925	
Adventist bodies:											
Seventh-day Adventist Denomination.....	2	2	111	2	32	79	2	2	2	3,600	
Baptist bodies:											
Baptists—											
Southern Baptist Convention.....	17	17	8,531	14	2,794	3,900	17	17	17	346,150	
National Baptist Convention.....	5	5	2,222	5	864	1,358	5	5	5	63,000	
Primitive Baptists.....	1	1	79	1	36	43	1	1	1	500	
Churches of Christ.....	2	2	97	2	39	58	1	1	1	3,500	
Churches of God, General Assembly.....	1	1	56	1	12	44	1	1	1	700	
Disciples of Christ.....	5	4	794	3	289	455	5	5	3	55,000	
Friends:											
Society of Friends (Orthodox).....	1	1	118	1	58	60	1	1	1	3,500	
Independent churches.....	1	1	100	1	50	50	1	1	1	8,000	
Jewish congregations.....	2	2	110	2	55	55	2	2	2	14,500	
Lutheran bodies:											
United Synod of the Evangelical Lutheran Church in the South.....	4	4	246	4	108	138	4	4	4	105,000	
Evangelical Lutheran Synodical Conference of America.....	1	1	125	1	60	65	1	1	1	17,000	
Methodist bodies:											
Methodist Episcopal Church.....	15	15	3,569	13	1,238	1,842	14	14	14	231,725	
Wesleyan Methodist Connection of America.....	3	3	112	3	24	83	3	3	3	5,000	
Methodist Episcopal Church, South.....	11	11	4,313	11	1,780	2,533	11	12	11	183,000	
African Methodist Episcopal Church.....	1	1	140	1	33	102	1	1	1	5,000	
African Methodist Episcopal Zion Church.....	4	4	1,403	4	613	790	4	4	4	59,850	
Presbyterian bodies:											
Presbyterian Church in the United States of America.....	7	7	2,269	5	550	825	6	6	6	221,500	
Cumberland Presbyterian Church.....	1	1	397	1	152	245	1	1	1	30,000	
United Presbyterian Church of North America.....	1	1	174	1	79	95	1	1	1	13,000	
Presbyterian Church in the United States.....	2	2	1,609	2	533	1,026	2	2	2	90,000	
Protestant Episcopal Church.....	2	2	1,042	2	390	652	2	2	2	180,800	
Roman Catholic Church.....	2	2	725	1	243	282	2	2	1	40,000	
All other denominations.....	9	9	168	8	67	89	3	2	3	2,600	
LA CROSSE, WIS.....	40	40	15,963	37	5,441	6,722	36	4	38	682,800	
Baptist bodies:											
Baptists—Northern Baptist Convention.....	3	3	383	3	114	269	3	4	3	45,000	
Congregational Churches.....	2	2	342	2	122	220	2	2	2	31,400	
Eastern Orthodox Churches:											
Syrian Orthodox Church.....	1	1	150	1	80	70	1	1	1	2,000	

GENERAL TABLES.

IN 1910, 25,000 INHABITANTS OR MORE, BY DENOMINATIONS: 1916—Continued.

DENOMINATION.	Total number of organizations.	DEBT ON CHURCH PROPERTY.		PARSONAGES.		EXPENDITURES FOR YEAR.		SUNDAY SCHOOLS CONDUCTED BY CHURCH ORGANIZATIONS.			
		Number of organizations reporting.	Amount of debt reported.	Number of organizations reporting.	Value of parsonages reported.	Number of organizations reporting.	Amount reported.	Number of organizations reporting.	Number of Sunday schools reported.	Number of officers and teachers.	Number of scholars.
KANSAS CITY, Mo.—Continued.											
Lutheran bodies:											
General Synod of the Evangelical Lutheran Church in the United States of America.....	2	1	\$7,000	2	\$9,505	2	2	40	405
General Council of the Evangelical Lutheran Church in North America.....	2	1	6,000	2	\$9,000	2	6,620	2	3	33	329
Evangelical Lutheran Synodical Conference of America....	2	2	6,275	2	6,200	2	5,954	2	2	13	182
Evangelical Lutheran Joint Synod of Ohio and Other States..	3	1	500	2	4,000	3	3,282	3	3	22	177
Methodist bodies:											
Methodist Episcopal Church.....	25	19	446,230	6	18,800	25	108,314	25	27	677	8,715
Methodist Episcopal Church, South.....	14	5	15,750	5	23,500	14	67,740	14	14	301	5,020
African Methodist Episcopal Church.....	10	8	17,464	4	16,500	10	12,200	10	10	75	750
African Methodist Episcopal Zion Church.....	6	5	10,770	1	500	6	4,398	6	6	38	194
Colored Methodist Episcopal Church.....	1	1	5,000	1	3,000	1	2,200	1	1	10	71
Pentecostal Church of the Nazarene.....	1	1	15,000	1	10,533	1	1	22	228
Presbyterian bodies:											
Presbyterian Church in the United States of America.....	13	8	34,936	13	163,746	13	13	446	4,931
United Presbyterian Church of North America.....	1	1	3,497	1	1	15	132
Presbyterian Church in the United States.....	3	3	39,051	3	5	84	1,077
Protestant Episcopal Church.....	9	5	44,800	5	36,500	8	44,880	8	9	104	967
Reformed bodies:											
Reformed Church in the United States.....	1	1	3,000	1	2,500	1	3,576	1	1	34	426
Roman Catholic Church.....	28	19	159,879	20	164,250	26	182,199	22	23	104	3,521
Theosophical societies:											
Theosophical Society, American Section.....	1
Unitarians.....	1	1	2,859	1	1	6	20
United Brethren bodies:											
Church of the United Brethren in Christ.....	2	2	3,000	1	5,000	1	619	2	2	29	329
All other denominations.....	13	3	5,000	2	10,500	12	11,255	10	11	76	496
KINGSTON, N. Y.....	29	10	56,900	21	123,750	29	168,335	28	30	424	5,464
Baptist bodies:											
Baptists—Northern Baptist Convention.....	2	2	15,000	2	12,049	2	2	44	300
Congregational Churches.....	1	1	2,817	1	1	18	165
Jewish congregations.....	2	2	5,800	2	2	11	135
Lutheran bodies:											
General Council of the Evangelical Lutheran Church in North America.....	2	2	30,000	2	5,000	2	8,258	2	3	46	480
Evangelical Lutheran Synodical Conference of America....	1	1	700	1	3,500	1	6,523
Methodist bodies:											
Methodist Episcopal Church.....	3	3	17,000	3	20,270	3	3	109	1,459
African Methodist Episcopal Zion Church.....	2	1	1,000	1	2,000	2	4,020	2	2	16	60
Presbyterian bodies:											
Presbyterian Church in the United States of America.....	2	2	6,500	2	12,404	2	2	43	444
Protestant Episcopal Church.....	3	2	4,900	2	7,000	3	10,386	3	3	24	200
Reformed bodies:											
Reformed Church in America.....	3	2	25,000	3	20,367	3	4	66	743
Roman Catholic Church.....	5	2	18,000	5	41,750	5	60,900	5	5	30	1,350
All other denominations.....	3	2	2,300	1	1,000	3	4,536	3	3	17	128
KNOXVILLE, TENN.....	100	41	139,357	31	125,800	95	298,160	90	94	1,540	23,158
Adventist bodies:											
Seventh-day Adventist Denomination.....	2	2	2,299	1	1	10	59
Baptist bodies:											
Baptists—											
Southern Baptist Convention.....	17	8	39,913	4	15,500	17	68,908	17	18	436	7,945
National Baptist Convention.....	5	3	4,500	3	10,500	5	9,100	5	5	55	441
Primitive Baptists.....	1	1	15
Churches of Christ.....	2	1	750	2	1,695	2	2	10	135
Churches of God, General Assembly.....	1	1	175	1	330	1	1	7	50
Disciples of Christ.....	5	2	13,000	1	10,000	3	6,074	5	5	90	938
Friends:											
Society of Friends (Orthodox).....	1	1	718	1	1	6	61
Independent churches.....	1	1	1,662	1	1	19	150
Jewish congregations.....	2	2	1,600	2	4	15	85
Lutheran bodies:											
United Synod of the Evangelical Lutheran Church in the South.....	4	1	3,000	1	5,000	4	2,817	3	3	29	297
Evangelical Lutheran Synodical Conference of America....	1	1	5,000	1	2,380	1	1	6	94
Methodist bodies:											
Methodist Episcopal Church.....	15	7	35,486	8	18,100	15	36,286	15	15	252	4,235
Wesleyan Methodist Connection of America.....	3	3	926	3	1,500	2	2	17	125
Methodist Episcopal Church, South.....	11	2	3,107	6	31,000	11	46,287	11	12	233	4,371
African Methodist Episcopal Church.....	1	1	1,600	1	2,000	1	2,070	1	1	10	60
African Methodist Episcopal Zion Church.....	4	3	2,482	4	5,980	4	4	50	517
Presbyterian bodies:											
Presbyterian Church in the United States of America.....	7	5	2,000	2	11,000	7	29,442	7	7	138	1,299
Cumberland Presbyterian Church.....	1	1	9,000	1	3,850	1	1	22	295
United Presbyterian Church of North America.....	1	1	10,000	2	2,937	1	1	17	425
Presbyterian Church in the United States.....	2	2	6,700	2	26,807	2	2	53	897
Protestant Episcopal Church.....	2	1	18,000	2	2	36,146	2	2	24	235
Roman Catholic Church.....	2	1	7,200	1	7,239	1	1	8	300
All other denominations.....	9	1	218	1	1,000	7	1,918	4	4	22	144
LA CROSSE, WIS.....	40	12	49,085	27	113,600	35	110,122	31	34	477	4,871
Baptist bodies:											
Baptists—Northern Baptist Convention.....	3	3	12,335	1	6,000	3	5,839	3	5	48	484
Congregational Churches.....	2	1	7,000	1	7,684	1	1	67	180
Eastern Orthodox Churches:											
Syrian Orthodox Church.....	1	1	560

RELIGIOUS BODIES.

TABLE 66.—STATISTICS OF RELIGIOUS BODIES IN EACH CITY HAVING,

DENOMINATION.	Total number of organizations.	MEMBERS.					PLACES OF WORSHIP.			VALUE OF CHURCH PROPERTY.	
		Number of organizations reporting.	Total number reported.	Sex.		Number of organizations reporting—		Number of church edifices reported.	Number of organizations reporting.	Value reported.	
				Number of organizations reporting.	Male.	Female.	Church edifices.				Halls, etc.
LA CROSSE, WIS.—Continued.											
Lutheran bodies:											
General Council of the Evangelical Lutheran Church in North America.....	1	1	253	1	99	154	1	1	1	\$15,000	
Evangelical Lutheran Synodical Conference of America....	2	2	1,940	2	930	1,010	2	2	2	66,000	
Norwegian Lutheran Church of America—Synod for the Norwegian Evangelical Lutheran Church of America.....	2	2	760	2	350	410	2	3	2	42,000	
United Norwegian Lutheran Church in America.....	2	2	675	1	35	40	2	2	2	38,000	
Lutheran Free Church (Norwegian).....	1	1	143	1	64	79	1	1	1	10,000	
Methodist bodies:											
Methodist Episcopal Church.....	6	6	1,057	6	424	633	6	6	6	81,500	
Presbyterian bodies:											
Presbyterian Church in the United States of America.....	2	2	536	2	225	311	2	2	2	51,000	
Protestant Episcopal Church.....	2	2	255	2	83	172	2	2	2	70,000	
Reformed bodies:											
Reformed Church in the United States.....	1	1	192	1	69	123	1	1	1	6,000	
Roman Catholic Church.....	8	8	9,096	6	2,780	3,116	8	8	8	196,900	
Universalists.....	1	1	60	1	20	40	1	1	1	20,000	
All other denominations.....	6	6	121	6	46	75	2	4	2	8,000	
LANCASTER, PA.....	71	71	25,254	66	8,153	13,235	65	5	67	66	1,790,355
Baptist bodies:											
Baptists—Northern Baptist Convention.....	2	2	196	2	71	125	2	2	2	15,500	
Brethren, German Baptist (Dunkers):											
Church of the Brethren (Conservative Dunkers).....	1	1	254	1	87	167	1	1	1	12,000	
Christian and Missionary Alliance.....	1	1	110	1	39	71	1	1	1	8,000	
Churches of God in North America, General Eldership of the.....	2	2	405	2	134	271	2	2	2	50,000	
Disciples of Christ.....	1	1	157	1	65	92	1	1	1	13,000	
Evangelical Association.....	1	1	61	1	22	39	1	1	1	16,000	
Jewish congregations.....	1	1	250	1	100	150	1	1	1	45,000	
Lutheran bodies:											
General Synod of the Evangelical Lutheran Church in the United States of America.....	2	2	1,056	2	270	786	2	2	2	125,000	
General Council of the Evangelical Lutheran Church in North America.....	9	9	4,521	9	1,738	2,783	9	9	8	347,485	
Evangelical Lutheran Synodical Conference of America....	1	1	102	1	32	70	1	1	1	12,500	
Mennonite bodies:											
Mennonite Church.....	1	1	400	1	125	275	1	2	1	20,000	
Reformed Mennonite Church.....	9	9	500	9	200	300	9	9	9	32,000	
Methodist bodies:											
Methodist Episcopal Church.....	5	5	2,295	5	958	1,337	5	6	5	202,200	
African Methodist Episcopal Church.....	2	2	190	2	70	120	2	2	2	11,485	
Moravian bodies:											
Moravian Church (Unitas Fratrum).....	1	1	348	1	117	231	1	1	1	40,000	
Presbyterian bodies:											
Presbyterian Church in the United States of America.....	3	3	1,626	2	210	467	3	3	3	90,000	
United Presbyterian Church of North America.....	1	1	67	1	22	45	1	1	1	2,000	
Protestant Episcopal Church.....	2	2	1,028	1	150	350	2	2	2	140,000	
Reformed bodies:											
Reformed Church in the United States.....	8	8	3,357	8	1,262	2,095	6	2	6	324,500	
Reformed Episcopal Church.....	1	1	61	1	27	34	1	1	1	3,500	
Roman Catholic Church.....	4	4	5,875	2	1,600	2,000	4	4	4	164,500	
Unitarians.....	1	1	96	1	46	50	1	1	1	30,000	
United Brethren bodies:											
Church of the United Brethren in Christ.....	3	3	1,255	2	444	697	3	3	3	38,985	
United Evangelical Church.....	2	2	890	2	303	587	2	2	2	38,500	
All other denominations.....	7	7	154	7	61	93	3	3	3	8,200	
LANSING, MICH.....	34	34	15,622	33	6,201	9,046	31	2	32	30	1,020,000
Adventist bodies:											
Seventh-day Adventist Denomination.....	1	1	120	1	37	83	1	1	1	5,000	
Baptist bodies:											
Baptists—											
Northern Baptist Convention.....	2	2	1,178	2	421	755	2	3	2	108,000	
National Baptist Convention.....	1	1	78	1	30	46	1	1	1		
Christian Union.....	1	1	45	1	24	21	1	1	1	750	
Congregational Churches.....	4	4	1,253	4	456	797	4	4	4	133,500	
Disciples of Christ.....	1	1	175	1	65	110	1	1	1		
German Evangelical Synod of North America.....	1	1	490	1	250	240	1	1	1	25,000	
International Apostolic Holiness Church.....	1	1	47	1	17	30	1	1	1	1,600	
Latter Day Saints:											
Reorganized Church of Jesus Christ of Latter Day Saints....	1	1	165	1	77	88	1	1	1	5,500	
Lutheran bodies:											
Evangelical Lutheran Synodical Conference of America....	2	2	1,536	2	754	782	2	2	2	68,000	
Methodist bodies:											
Methodist Episcopal Church.....	5	5	2,115	4	648	1,092	5	5	5	174,500	
Methodist Protestant Church.....	1	1	305	1	130	175	1	1	1	35,000	
Wesleyan Methodist Connection of America.....	1	1	50	1	20	30	1	1	1	6,000	
Free Methodist Church of North America.....	1	1	48	1	15	33	1	1	1	3,500	
African Methodist Episcopal Church.....	1	1	110	1	35	75	1	1	1	6,500	
Pentecostal Church of the Nazarene.....	1	1	155	1	55	100	1	1	1	4,000	
Presbyterian bodies:											
Presbyterian Church in the United States of America.....	2	2	1,013	2	368	645	2	2	2	135,000	
Protestant Episcopal Church.....	1	1	300	1	100	200	1	1	1	50,000	
Roman Catholic Church.....	1	1	6,000	1	2,500	3,500	1	1	1	200,000	
Salvation Army.....	1	1	90	1	48	42	1	1	1	7,750	
Spiritualists:											
Spiritualists (National Spiritualists' Association).....	1	1	155	1	66	89	1	1	1		
Universalists.....	1	1	167	1	75	92	1	1	1	50,000	
All other denominations.....	2	2	31	2	10	21	1	1	1	400	

GENERAL TABLES.

425

IN 1910, 25,000 INHABITANTS OR MORE, BY DENOMINATIONS: 1916—Continued.

DENOMINATION.	Total number of organizations.	DEBT ON CHURCH PROPERTY.		PARSONAGES.		EXPENDITURES FOR YEAR.		SUNDAY SCHOOLS CONDUCTED BY CHURCH ORGANIZATIONS.			
		Number of organizations reporting.	Amount of debt reported.	Number of organizations reporting.	Value of parsonages reported.	Number of organizations reporting.	Amount reported.	Number of organizations reporting.	Number of Sunday schools reported.	Number of officers and teachers.	Number of scholars.
LA CROSSE, WIS.—Continued.											
Lutheran bodies:											
General Council of the Evangelical Lutheran Church in North America.....	1	1	\$1,250	1	\$4,000	1	\$3,027	1	1	22	200
Evangelical Lutheran Synodical Conference of America....	2	2	13,500	2	8,000	2	16,953	2	2	25	435
Norwegian Lutheran Church of America— Synod for the Norwegian Evangelical Lutheran Church of America.....	2	1	500	2	9,000	2	5,995	2	2	38	260
United Norwegian Lutheran Church in America.....	2			1	5,000	1	522	2	2	31	133
Lutheran Free Church (Norwegian).....	1			1	5,000	1	1,600	1	1	12	60
Methodist bodies:											
Methodist Episcopal Church.....	6			6	20,500	6	12,533	5	5	105	1,119
Presbyterian bodies:											
Presbyterian Church in the United States of America.....	2			1	2,000	2	6,880	2	3	45	415
Protestant Episcopal Church.....	2			1	6,000	1	6,850	1	1	8	80
Reformed bodies:											
Reformed Church in the United States.....	1			1	3,600	1	2,362	1	1	15	94
Roman Catholic Church.....	8	5	21,500	7	32,000	7	35,842	6	6	33	1,217
Universalists.....	1			1	4,000	1	2,000	1	1	14	87
All other denominations.....	6			1	1,500	5	1,475	3	3	14	57
LANCASTER, PA.....	71	36	254,232	34	243,615	70	311,377	58	63	1,482	16,811
Baptist bodies:											
Baptists—Northern Baptist Convention.....	2	2	7,250			2	2,429	2	2	31	187
Brethren, German Baptist (Dunkers):											
Church of the Brethren (Conservative Dunkers).....	1			1	3,000	1	2,466	1	2	31	275
Christian and Missionary Alliance.....	1	1	600			1	2,500	1	1	11	70
Churches of God in North America, General Eldership of the.....	2	2	1,950	1	5,000	2	4,079	2	2	37	436
Disciples of Christ.....	1	1	8,000			1	2,130	1	1	15	125
Evangelical Association.....	1	1	7,020	1	4,000	1	1,560	1	1	16	83
Jewish congregations.....	1	1	5,700			1	3,800	1	1	4	24
Lutheran bodies:											
General Synod of the Evangelical Lutheran Church in the United States of America.....	2	1	5,100	1	5,000	2	8,463	2	3	67	579
General Council of the Evangelical Lutheran Church in North America.....	9	5	85,900	4	26,500	9	41,733	9	9	366	3,369
Evangelical Lutheran Synodical Conference of America....	1	1	7,725	1	5,500	1	1,391	1	1	15	139
Mennonite bodies:											
Mennonite Church.....	1					1	1,050	1	2	53	582
Reformed Mennonite Church.....	9					9	1,500				
Methodist bodies:											
Methodist Episcopal Church.....	5	4	44,900	3	26,500	5	49,167	5	5	146	1,925
African Methodist Episcopal Church.....	2			1	515	2	940	2	2	32	216
Moravian bodies:											
Moravian Church (Unitas Fratrum).....	1			1	10,000	1	4,267	1	1	23	222
Presbyterian bodies:											
Presbyterian Church in the United States of America.....	3	1	5,000	3	15,500	3	48,712	3	3	93	1,143
United Presbyterian Church of North America.....	1			1	1,500	1	612	1	1	8	40
Protestant Episcopal Church.....	2	1	3,800	2	20,000	2	14,974	2	2	52	330
Reformed bodies:											
Reformed Church in the United States.....	8	6	44,375	4	31,700	8	31,307	7	7	253	3,138
Reformed Episcopal Church.....	1					1	711	1	2	9	58
Roman Catholic Church.....	4	4	13,150	4	63,500	4	58,804	3	4	60	990
Unitarians.....	1	1	5,000	1	6,500	1	3,025	1	1	11	39
United Brethren bodies:											
Church of the United Brethren in Christ.....	3	2	519	3	8,400	3	11,278	3	3	57	1,494
United Evangelical Church.....	2	1	5,543	2	10,500	2	10,301	2	2	66	1,157
All other denominations.....	7	1	2,700			6	4,178	5	5	26	190
LANSING, MICH.....	34	20	113,492	14	110,500	33	209,450	32	35	670	8,446
Adventist bodies:											
Seventh-day Adventist Denomination.....	1					1	3,662	1	1	18	104
Baptist bodies:											
Baptists—											
Northern Baptist Convention.....	2	1	2,400	2	9,000	2	18,947	2	4	87	1,465
National Baptist Convention.....	1					1	504	1	1	11	123
Christian Union.....	1	1	300			1	550	1	1	10	51
Congregational Churches.....	4	2	6,800	1	5,000	4	17,305	4	4	116	1,067
Disciples of Christ.....	1					1	1,825	1	1	10	86
German Evangelical Synod of North America.....	1	1	3,800	1	5,000	1	1,940	1	1	8	88
International Apostolic Holiness Church.....	1		192			1	1,399	1	1	10	45
Latter Day Saints:											
Reorganized Church of Jesus Christ of Latter Day Saints....	1	1	2,800			1	4,000	1	1	16	100
Lutheran bodies:											
Evangelical Lutheran Synodical Conference of America....	2	1	25,000	1	5,000	2	27,700	1	1	15	250
Methodist bodies:											
Methodist Episcopal Church.....	5	3	35,300	4	21,500	5	46,942	5	5	193	2,277
Methodist Protestant Church.....	1	1	13,500	1	5,000	1	12,100	1	2	25	400
Wesleyan Methodist Connection of America.....	1	1	1,500	1	2,000	1	2,843	1	1	14	225
Free Methodist Church of North America.....	1	1	1,050			1	1,082	1	1	7	75
African Methodist Episcopal Church.....	1	1	1,500	1	2,000	1	2,376	1	1	15	104
Pentecostal Church of the Nazarene.....	1	1	300			1	2,750	1	1	16	130
Presbyterian bodies:											
Presbyterian Church in the United States of America.....	2			1	6,000	2	16,276	2	2	52	725
Protestant Episcopal Church.....	1	1	8,900			1	9,000	1	1	13	140
Roman Catholic Church.....	1			1	50,000	1	33,000	1	1	14	600
Salvation Army.....	1	1	2,000			1	2,900	1	1	6	94
Spiritualists:											
Spiritualists (National Spiritualists' Association).....	1					1	300				
Universalists.....	1	1	8,000			1	2,400	1	1	5	42
All other denominations.....	2	1	150			1	149	2	2	9	45

RELIGIOUS BODIES.

TABLE 66.—STATISTICS OF RELIGIOUS BODIES IN EACH CITY HAVING,

DENOMINATION.	Total number of organizations.	MEMBERS.					PLACES OF WORSHIP.			VALUE OF CHURCH PROPERTY.	
		Number of organizations reporting.	Total number reported.	Sex.		Number of organizations reporting—		Number of churches reported.	Number of organizations reporting.	Value reported.	
				Male.	Female.	Church edifices.	Halls, etc.				
LAWRENCE, MASS.....	50	50	73,591	42	19,835	20,914	42	4	42	43	\$1,809,524
Adventist bodies:											
Advent Christian Church.....	1	1	130	1	60	70	1		1	1	10,000
Armenian Church.....	1	1	1,500	1	1,000	500					
Baptist bodies:											
Baptists—Northern Baptist Convention.....	4	4	1,767	3	647	829	3	1	3	3	133,000
Congregational Churches.....	6	6	1,724	5	527	1,163	5		5	5	212,000
Eastern Orthodox Churches:											
Greek Orthodox Church (Hellenic).....	1	1	800								
Russian Orthodox Church.....	1	1	235	1	145	90	1		1	1	5,500
Syrian Orthodox Church.....	1	1	1,080	1	617	463	1		1	1	4,674
Friends:											
Society of Friends (Orthodox).....	1	1	73	1	23	50	1		1	1	12,000
Lithuanian National Catholic Church.....	1	1	2,736	1	1,724	1,012	1		1	1	30,000
Methodist bodies:											
Methodist Episcopal Church.....	6	6	1,772	6	608	1,164	5	1	5	5	149,250
Presbyterian bodies:											
Presbyterian Church in the United States of America.....	1	1	350	1	150	200	1		1	1	3,500
United Presbyterian Church of North America.....	1	1	450	1			1		1	1	40,000
Protestant Episcopal Church.....	3	3	2,347	2	400	680	3		3	3	98,000
Roman Catholic Church.....	15	15	58,035	12	13,734	14,301	15		15	15	1,034,800
Salvation Army.....	1	1	136	1	69	67	1		1	1	6,500
Unitarians.....	1	1	70	1	16	54	1		1	1	20,000
Universalists.....	1	1	303	1	75	228	1		1	1	40,000
All other denominations.....	4	4	83	4	40	43	1	2	1	2	10,300
LEWISTON, ME.....	18	18	21,007	17	8,964	12,043	13	5	13	14	516,510
Adventist bodies:											
Seventh-day Adventist Denomination.....	1	1	43	1	14	29		1			
Baptist bodies:											
Baptists—Northern Baptist Convention.....	3	3	573	2	201	372	3		3	3	41,000
Free Baptists.....	1	1	60	1	25	35	1		1	1	8,000
Eastern Orthodox Churches:											
Greek Orthodox Church (Hellenic).....	1	1	325	1	215	110	1		1	1	2,500
Jewish congregations.....	1	1	25	1	25			1			
Lutheran bodies:											
Evangelical Lutheran Synodical Conference of America.....	1	1	110	1	40	70		1			
Methodist bodies:											
Methodist Episcopal Church.....	2	2	311	2	67	244	2		2	2	25,000
Protestant Episcopal Church.....	1	1	333	1	172	211	1		1	1	50,000
Roman Catholic Church.....	4	4	18,935	4	8,128	10,807	4		4	4	355,000
Salvation Army.....	1	1	47	1	18	29		1			
Spiritualists:											
Spiritualists (National Spiritualists' Association).....	1	1	54	1	16	38		1		1	10
Universalists.....	1	1	141	1	43	98	1		1	1	35,000
LEXINGTON, KY.....	50	50	21,786	44	6,151	10,478	44	2	46	45	1,205,650
Adventist bodies:											
Seventh-day Adventist Denomination.....	1	1	15	1	4	11					
Baptist bodies:											
Baptists—											
Southern Baptist Convention.....	6	6	3,291	6	1,307	1,984	6		7	6	266,000
National Baptist Convention.....	11	11	4,780	11	1,580	3,200	10	1	10	10	139,850
Disciples of Christ.....	1	1	69	1	31	28	1		1	1	2,000
Congregational Churches.....	10	10	4,080	8	972	1,608	7		7	8	78,800
Jewish congregations.....	2	2	275	2	141	134	2		2	2	11,500
Lutheran bodies:											
Evangelical Lutheran Synodical Conference of America.....	1	1	50	1	13	37	1		1	1	4,200
Methodist bodies:											
Methodist Episcopal Church.....	3	3	1,024	1	65	182	3		3	3	46,500
Methodist Episcopal Church, South.....	3	3	1,083	3	363	725	3		3	3	120,000
African Methodist Episcopal Church.....	2	2	645	2	264	381	2		2	2	30,000
Colored Methodist Episcopal Church.....	1	1	75	1	36	39	1		1	1	7,000
Presbyterian bodies:											
Presbyterian Church in the United States of America.....	1	1	380				1		1	1	38,000
Presbyterian Church in the United States.....	2	2	930	2	355	575	2		3	2	82,000
Protestant Episcopal Church.....	3	3	944	3	300	644	3		3	3	106,800
Roman Catholic Church.....	3	3	4,150	2	720	930	2	1	2	2	275,000
LIMA, OHIO.....	41	41	17,743	40	7,546	10,188	33	7	33	32	971,900
Baptist bodies:											
Baptists—											
Northern Baptist Convention.....	2	2	713	2	296	417	2		2	2	56,000
National Baptist Convention.....	1	1	275	1	100	175	1		1	1	7,000
Brethren, German Baptist (Dunkers):											
Church of the Brethren (Conservative Dunkers).....	1	1	75	1	35	40	1		1	1	4,000
Christian and Missionary Alliance.....	1	1	50	1	20	30	1		1	1	5,000
Christian Church (American Christian Convention).....	1	1	689	1	232	437	1		1	1	20,000
Christian Union.....	2	2	108	2	42	66	2		2	2	4,200
Congregational Churches.....	1	1	165	1	64	101	1		1	1	50,000
Disciples of Christ.....	2	2	1,542	2	610	932	2		2	2	80,000
Jewish congregations.....	2	2	275	2	200	75	1	1	1	1	20,000
Lutheran bodies:											
General Synod of the Evangelical Lutheran Church in the United States of America.....	1	1	322	1	114	208	1		1	1	18,000
General Council of the Evangelical Lutheran Church in North America.....	1	1	357	1	157	200	1		1	1	40,000
Evangelical Lutheran Synodical Conference of America.....	1	1	135	1	60	75	1		1	1	12,000
Evangelical Lutheran Joint Synod of Ohio and Other States.....	1	1	264	1	118	146	1		1	1	40,000

GENERAL TABLES.

IN 1910, 25,000 INHABITANTS OR MORE, BY DENOMINATIONS: 1916—Continued.

DENOMINATION.	Total number of organizations.	DEBT ON CHURCH PROPERTY		PARSONAGES.		EXPENDITURES FOR YEAR.		SUNDAY SCHOOLS CONDUCTED BY CHURCH ORGANIZATIONS.			
		Number of organizations reporting.	Amount of debt reported.	Number of organizations reporting.	Value of parsonages reported.	Number of organizations reporting.	Amount reported.	Number of organizations reporting.	Number of Sunday schools reported.	Number of officers and teachers.	Number of scholars.
LAWRENCE, MASS.....	50	26	\$274,535	13	\$124,500	49	\$297,292	43	48	846	11,799
Adventist bodies:											
Advent Christian Church.....	1					1	1,806	1	1	12	125
Armenian Church.....	1					1	2,000				
Baptist bodies:											
Baptists—Northern Baptist Convention.....	4	1	2,100	1	7,000	4	18,925	3	5	124	1,367
Congregational Churches.....	6	3	21,860			6	26,324	6	7	131	1,052
Eastern Orthodox Churches:											
Greek Orthodox Church (Hellenic).....	1					1	122				
Russian Orthodox Church.....	1	1	1,200	1	4,500	1	3,933	1	1	1	29
Syrian Orthodox Church.....	1	1	1,700			1	500				
Friends:											
Society of Friends (Orthodox).....	1					1	1,543	1	1	17	145
Lithuanian National Catholic Church.....	1	1	19,300			1	10,000	1	1	2	140
Methodist bodies:											
Methodist Episcopal Church.....	6	2	18,325	3	14,500	6	19,981	6	6	164	1,663
Presbyterian bodies:											
Presbyterian Church in the United States of America.....	1	1	7,000			1	4,800	1	1	40	490
United Presbyterian Church of North America.....	1	1	8,000			1	6,195	1	1	26	320
Protestant Episcopal Church.....	3			1	8,000	3	23,272	3	3	107	1,014
Roman Catholic Church.....	15	13	186,850	7	90,500	15	167,093	14	16	177	5,076
Salvation Army.....	1					1	3,583	1	1	13	71
Unitarians.....	1	1	3,000			1	800	1	1	7	61
Universalists.....	1					1	4,400	1	1	17	176
All other denominations.....	4	1	5,200			3	1,510	2	2	8	80
LEWISTON, ME.....	18	6	25,119	5	62,000	17	108,907	14	16	255	4,267
Adventist bodies:											
Seventh-day Adventist Denomination.....	1					1	746	1	2	6	30
Baptist bodies:											
Baptists—Northern Baptist Convention.....	3	1	1,000	1	6,000	2	6,673	2	2	63	539
Free Baptists.....	1	1	1,000			1	2,100	1	1	8	60
Eastern Orthodox Churches:											
Greek Orthodox Church (Hellenic).....	1	1	500			1	1,200				
Jewish congregations.....	1					1	600				
Lutheran bodies:											
Evangelical Lutheran Synodical Conference of America.....	1					1	780	1	1	1	20
Methodist bodies:											
Methodist Episcopal Church.....	2	1	350			2	3,782	2	2	41	393
Protestant Episcopal Church.....	1			1	10,000	1	3,250	1	1	12	197
Roman Catholic Church.....	4	1	13,000	3	46,000	4	84,507	4	5	103	2,915
Salvation Army.....	1					1	2,364	1	1	3	18
Spiritualists:											
Spiritualists (National Spiritualists' Association).....	1					1	300				
Universalists.....	1	1	9,269			1	2,105	1	1	18	95
LEXINGTON, KY.....	50	18	59,697	12	82,200	46	183,992	50	54	815	11,419
Adventist bodies:											
Seventh-day Adventist Denomination.....	1							1	1	5	20
Baptist bodies:											
Baptists—											
Southern Baptist Convention.....	6	6	26,850			6	52,537	6	7	193	2,457
National Baptist Convention.....	11	1	700	1	3,500	11	13,017	11	11	99	2,263
Congregational Churches.....	1					1	379	1	1	5	25
Disciples of Christ.....	10	2	4,000			8	21,100	10	10	224	2,722
Jewish congregations.....	2	2	4,700			2	3,875	2	2	11	89
Lutheran bodies:											
Evangelical Lutheran Synodical Conference of America.....	1	1	2,100			1	283	1	1	3	15
Methodist bodies:											
Methodist Episcopal Church.....	3	1	583	2	10,000	3	6,669	3	3	43	410
Methodist Episcopal Church, South.....	3			1	4,000	3	21,767	3	3	73	1,011
African Methodist Episcopal Church.....	2	2	5,867	1	3,000	2	2,740	2	2	17	135
Colored Methodist Episcopal Church.....	1	1	50	1	800	1	740	1	1	6	50
Presbyterian bodies:											
Presbyterian Church in the United States of America.....	1			1	9,000	1	9,691	1	1	30	339
Presbyterian Church in the United States.....	2	1	14,000	1	10,000	2	19,421	2	4	45	632
Protestant Episcopal Church.....	3	1	847	3	16,900	3	20,973	3	3	42	331
Roman Catholic Church.....	3			1	25,000	2	10,800	3	4	19	870
LIMA, OHIO.....	41	16	102,629	12	70,000	38	214,946	37	38	855	11,623
Baptist bodies:											
Baptists—											
Northern Baptist Convention.....	2	2	6,000			2	8,579	2	2	55	583
National Baptist Convention.....	1	1	470	1	2,000	1	2,000	1	1	20	125
Brethren, German Baptist (Dunkers):											
Church of the Brethren (Conservative Dunkers).....	1					1	1,000	1	1	12	100
Christian and Missionary Alliance.....	1	1	2,500			1	3,361	1	1	9	50
Christian Church (American Christian Convention).....	1	1	4,000			1	669	1	1	46	469
Christian Union.....	2			1	500	2	669	2	2	12	137
Congregational Churches.....	1	1	5,000			1	12,453	1	1	12	120
Disciples of Christ.....	2	2	20,084			2	9,184	2	2	77	1,810
Jewish congregations.....	2	1	8,500			2	3,500	2	2	11	71
Lutheran bodies:											
General Synod of the Evangelical Lutheran Church in the United States of America.....	1					1	2,684	1	1	20	270
General Council of the Evangelical Lutheran Church in North America.....	1			1	7,500	1	6,356	1	1	36	204
Evangelical Lutheran Synodical Conference of America.....	1	1	5,475			1	935	1	1	5	75
Evangelical Lutheran Joint Synod of Ohio and Other States.....	1	1	1,200			1	2,877	1	1	17	208

RELIGIOUS BODIES.

TABLE 66.—STATISTICS OF RELIGIOUS BODIES IN EACH CITY HAVING,

DENOMINATION.	Total number of organizations.	MEMBERS.					PLACES OF WORSHIP.			VALUE OF CHURCH PROPERTY.	
		Number of organizations reporting.	Total number reported.	Sex.		Number of organizations reporting—		Number of church edifices reported.	Number of organizations reporting.	Value reported.	
				Number of organizations reporting.	Male.	Female.	Church edifices.				Halls, etc.
LIMA, OHIO—Continued.											
Mennonite bodies:											
Mennonite Church	1	1	51	1	24	27	1	1	1	\$1,500	
Mennonite Brethren in Christ	1	1	42	1	15	27	1	1	1	1,000	
Methodist bodies:											
Methodist Episcopal Church	4	4	3,853	4	1,625	2,228	4	4	4	223,000	
African Methodist Episcopal Church	1	1	175	1	57	118	1	1	1	26,500	
Presbyterian bodies:											
Presbyterian Church in the United States of America	2	2	1,486	2	500	986	2	2	2	115,000	
Reformed bodies:											
Reformed Church in the United States	2	2	751	2	319	432	2	2	2	54,000	
Roman Catholic Church	3	3	5,515	3	2,629	2,886	2	1	2	155,000	
United Brethren bodies:											
Church of the United Brethren in Christ	2	2	775	2	281	494	2	2	2	38,000	
All other denominations	8	8	145	7	48	88	2	5	2	1,700	
LINCOLN, NEBR.	70	70	20,520	64	7,802	10,563	63	2	67	1,191,120	
Adventist bodies:											
Seventh-day Adventist Denomination	1	1	166	1	36	130	1	1	1	5,500	
Baptist bodies:											
Baptists—Northern Baptist Convention	4	4	1,201	4	432	769	4	5	4	95,500	
Brethren, German Baptist (Dunkers):											
Church of the Brethren (Conservative Dunkers)	1	1	70	1	30	40	1	1	1	5,000	
Congregational Churches	9	9	1,861	8	630	870	9	9	9	160,740	
Disciples of Christ	4	4	1,675	3	567	858	3	3	3	78,000	
Evangelical Association	2	2	139	2	44	95	2	2	2	10,000	
German Evangelical Synod of North America	2	2	860	2	450	410	2	2	2	16,000	
Independent churches	2	2	100	2	42	58	2	2	2	10,080	
Jewish congregations	2	2	750	2	450	300	2	2	2	27,000	
Latter Day Saints:											
Reorganized Church of Jesus Christ of Latter Day Saints	1	1	97	1	39	58	1	1	1	4,000	
Lutheran bodies:											
General Synod of the Evangelical Lutheran Church in the United States of America	3	3	719	3	352	367	3	3	3	36,000	
General Council of the Evangelical Lutheran Church in North America	1	1	240	1	99	141	1	1	1	18,000	
Evangelical Lutheran Synodical Conference of America	3	3	846	2	258	363	2	3	2	24,000	
United Danish Evangelical Lutheran Church in America	1	1	52	1	21	31	1	1	1	2,500	
Methodist bodies:											
Methodist Episcopal Church	11	11	4,545	11	1,812	2,733	11	11	11	351,100	
Free Methodist Church of North America	1	1	53	1	17	36	1	1	1	4,000	
Pentecostal Church of the Nazarene	1	1	75	1	25	50	1	1	1	8,000	
Presbyterian bodies:											
Presbyterian Church in the United States of America	4	4	1,897	3	367	699	3	3	3	93,000	
United Presbyterian Church of North America	1	1	83	1	30	53	1	1	1	18,000	
Protestant Episcopal Church	2	2	567	1	52	53	2	3	2	46,200	
Reformed bodies:											
Reformed Church in the United States	2	2	988	2	470	518	2	2	2	21,000	
Roman Catholic Church	3	3	2,674	3	1,085	1,589	3	4	3	112,000	
Scandinavian Evangelical bodies:											
Swedish Evangelical Mission Covenant of America	1	1	100	1	48	52	1	1	1	9,000	
Unitarians	1	1	424	1	206	218	1	1	1	25,000	
United Evangelical Church	2	2	69	2	26	43	2	2	2	10,000	
Volunteers of America	1	1	185	1	185						
All other denominations	4	4	84	3	29	29	1	2	1	1,500	
LITTLE ROCK, ARK.	115	115	28,170	106	8,939	14,172	108	3	112	1,597,346	
Adventist bodies:											
Seventh-day Adventist Denomination	2	2	76	2	25	51	1	1	1	1,200	
Baptist bodies:											
Baptists—											
Southern Baptist Convention	6	6	3,386	4	835	1,124	6	6	6	255,500	
National Baptist Convention	41	41	5,778	41	2,004	3,772	39	39	39	138,680	
Churches of Christ	1	1	65	1	25	40	1	1	1	2,000	
Churches of the Living God:											
Church of the Living God, Christian Workers for Fellowship	1	1	85	1	40	45	1	1	1	1,500	
Congregational Churches	1	1	156	1	57	99	1	1	1	20,000	
Disciples of Christ	3	3	1,139	2	131	208	3	3	3	75,500	
German Evangelical Synod of North America	1	1	75	1	35	40	1	1	1	1,500	
Independent churches	3	3	248	3	76	172	3	3	3	2,850	
Jewish congregations	2	2	300	2	125	175	2	2	2	68,000	
Lutheran bodies:											
Evangelical Lutheran Synodical Conference of America	2	2	838	2	402	436	1	1	1	25,000	
Methodist bodies:											
Methodist Episcopal Church	5	5	961	2	332	488	5	5	5	54,300	
Methodist Episcopal Church, South	10	10	4,476	10	1,566	2,910	10	11	10	209,200	
African Methodist Episcopal Church	10	10	1,587	10	621	966	9	11	9	62,800	
African Methodist Episcopal Zion Church	3	3	443	3	182	261	3	3	3	15,580	
Colored Methodist Episcopal Church	3	3	430	3	151	279	3	3	3	22,700	
Pentecostal Church of the Nazarene	1	1	76				1	1	1	3,000	
Presbyterian bodies:											
Presbyterian Church in the United States of America	2	2	118	2	50	68	2	2	2	12,000	
Presbyterian Church in the United States	5	5	1,454	5	535	919	5	5	5	103,750	
Associate Reformed Presbyterian Church	1	1	210	1	98	112	1	1	1	17,000	
Associate Reformed Presbyterian Church	5	5	1,108	4	404	639	5	6	5	152,800	
Protestant Episcopal Church	4	4	3,101	3	1,221	1,330	4	4	4	346,506	
Roman Catholic Church	4	4	62	3	24	38	1	1	1	6,000	
All other denominations	3	3		3			1	1	1		

GENERAL TABLES.

IN 1910, 25,000 INHABITANTS OR MORE, BY DENOMINATIONS: 1916—Continued.

DENOMINATION.	Total number of organizations.	DEBT ON CHURCH PROPERTY.		PARSONAGES.		EXPENDITURES FOR YEAR.		SUNDAY SCHOOLS CONDUCTED BY CHURCH ORGANIZATIONS.			
		Number of organizations reporting.	Amount of debt reported.	Number of organizations reporting.	Value of parsonages reported.	Number of organizations reporting.	Amount reported.	Number of organizations reporting.	Number of Sunday schools reported.	Number of officers and teachers.	Number of scholars.
LIMA, OHIO—Continued.											
Mennonite bodies:											
Mennonite Church.....	1			1	\$2,000	1	\$691	1	1	7	129
Mennonite Brethren in Christ.....	1					1	124	1	2	11	130
Methodist bodies:											
Methodist Episcopal Church.....	4	2	\$23,570	2	13,500	4	44,882	4	4	203	3,576
African Methodist Episcopal Church.....	1			1	3,500	1	1,550	1	1	16	170
Presbyterian bodies:											
Presbyterian Church in the United States of America.....	2	1	15,000			2	13,921	2	2	135	863
Reformed bodies:											
Reformed Church in the United States.....	2	1	830	2	8,000	2	8,971	2	2	51	553
Roman Catholic Church.....	3	1	10,000	3	33,000	3	84,167	2	2	29	1,000
United Brethren bodies:											
Church of the United Brethren in Christ.....	2					2	4,828	2	2	44	775
All other denominations.....	8					6	2,214	5	5	27	210
LINCOLN, NEBR.....	70	31	90,725	33	121,920	65	244,451	65	68	1,194	12,000
Adventist bodies:											
Seventh-day Adventist Denomination.....	1					1	700	1	1	11	63
Baptist bodies:											
Baptists—Northern Baptist Convention.....	4	1	3,000	2	9,300	4	18,247	4	5	96	938
Brethren, German Baptist (Dunkers):											
Church of the Brethren (Conservative Dunkers).....	1			1	2,000	1	850	1	1	10	48
Congregational Churches.....	9	4	16,250	5	15,500	9	29,505	9	9	151	1,289
Disciples of Christ.....	4	3	5,625			3	13,094	4	4	114	1,130
Evangelical Association.....	2			2	4,500	2	1,942	2	2	47	436
German Evangelical Synod of North America.....	2	1	300	1	4,000	2	5,280	2	2	21	285
Independent churches.....	2	1	2,000			2	1,160	2	2	27	170
Jewish congregations.....	2	2	4,300			2	5,900	2	2	6	118
Latter Day Saints:											
Reorganized Church of Jesus Christ of Latter Day Saints.....	1	1	2,500			1	1,000	1	1	13	45
Lutheran bodies:											
General Synod of the Evangelical Lutheran Church in the United States of America.....	3	2	6,750	2	7,000	3	7,383	3	3	64	465
General Council of the Evangelical Lutheran Church in North America.....	1			1	13,500	1	5,984	1	1	16	60
Evangelical Lutheran Synodical Conference of America.....	3	2	8,250	2	7,500	2	5,249	2	2	18	190
United Danish Evangelical Lutheran Church in America.....	1					1	384	1	1	3	16
Methodist bodies:											
Methodist Episcopal Church.....	11	6	12,900	8	27,000	11	58,492	11	12	330	3,766
Free Methodist Church of North America.....	1	1	800	1	1,620	1	3,880	1	1	9	79
Pentecostal Church of the Nazarene.....	1	1	2,800	1	1,000	1	4,356	1	1	10	75
Presbyterian bodies:											
Presbyterian Church in the United States of America.....	4	1	2,000			4	31,338	4	4	143	1,251
United Presbyterian Church of North America.....	1			1	4,000	1	1,900	1	1	12	140
Protestant Episcopal Church.....	2			1	11,000	2	8,500	2	3	21	180
Reformed bodies:											
Reformed Church in the United States.....	2	1	2,000			2	4,762	2	2	25	435
Roman Catholic Church.....	3	1	19,000	2	7,000	3	25,932	2	2	13	504
Scandinavian Evangelical bodies:											
Swedish Evangelical Mission Covenant of America.....	1	1	1,250	1	3,000	1	3,000	1	1	10	58
Unitarians.....	1					1	3,037	1	1	10	80
United Evangelical Church.....	2	2	1,000	1	3,000	2	1,700	2	2	21	135
Volunteers of America.....	1										
All other denominations.....	4			1	1,000	2	876	2	2	3	44
LITTLE ROCK, ARK.....	115	48	193,730	29	105,450	107	248,340	109	117	1,406	14,180
Adventist bodies:											
Seventh-day Adventist Denomination.....	2					2	1,958	1	1	10	47
Baptist bodies:											
Baptists—											
Southern Baptist Convention.....	6	3	40,000			5	36,621	6	8	188	2,249
National Baptist Convention.....	41	9	4,565	3	9,000	40	24,447	41	41	280	2,100
Churches of Christ.....	1					1	500	1	1	4	50
Churches of the Living God:											
Church of the Living God, Christian Workers for Fellowship.....	1					1	525	1	1	5	25
Congregational Churches.....	1	1	1,000			1	1,998	1	1	7	45
Disciples of Christ.....	3	3	11,475	1	6,000	3	12,756	3	3	78	793
German Evangelical Synod of North America.....	1			1	2,000	1	1,200	1	1	7	45
Independent churches.....	3	2	175			3	892	3	3	19	129
Jewish congregations.....	2	2	7,700			2	9,450	1	1	12	100
Lutheran bodies:											
Evangelical Lutheran Synodical Conference of America.....	2			1	6,000	1	3,544	2	2	19	207
Methodist bodies:											
Methodist Episcopal Church.....	5	2	2,750	2	3,500	5	7,024	5	5	70	671
Methodist Episcopal Church, South.....	10	8	32,950	6	27,000	10	59,412	10	10	278	3,489
African Methodist Episcopal Church.....	10	8	14,616	3	6,300	9	11,351	9	11	128	958
African Methodist Episcopal Zion Church.....	3	3	2,937	2	1,000	3	3,329	3	3	26	159
Colored Methodist Episcopal Church.....	3	2	348	1	1,500	3	3,885	3	3	22	213
Pentecostal Church of the Nazarene.....	1							1	1	10	88
Presbyterian bodies:											
Presbyterian Church in the United States of America.....	2	1	2,264	1	1,800	2	2,100	2	2	16	155
Presbyterian Church in the United States.....	5	3	17,950	1	5,000	4	22,385	4	6	99	1,035
Associate Reformed Presbyterian Church.....	1			1	3,000	1	3,000	1	1	26	320
Protestant Episcopal Church.....	6			3	8,900	5	17,806	4	4	72	593
Roman Catholic Church.....	4	1	55,000	3	24,450	3	20,457	3	4	15	657
All other denominations.....	3					2	3,700	3	3	15	82

RELIGIOUS BODIES.

TABLE 66.—STATISTICS OF RELIGIOUS BODIES IN EACH CITY HAVING,

DENOMINATION.	MEMBERS.						PLACES OF WORSHIP.			VALUE OF CHURCH PROPERTY.	
	Total number of organizations.	Number of organizations reporting.	Total number reported.	Sex.		Number of organizations reporting—		Number of church edifices reported.	Number of organizations reporting.	Value reported.	
				Number of organizations reporting.	Male.	Female.	Church edifices.				Halls, etc.
LORAIN, OHIO.....	32	32	17,225	27	8,035	8,128	32	33	32	\$541,450	
Baptist hodies:											
Baptists—											
Northern Baptist Convention.....	2	2	276	2	103	173	2	3	2	14,200	
National Baptist Convention.....	1	1	15	1	7	8	1	1	1	2,000	
Congregational Churches.....	2	2	509	2	184	325	2	2	2	24,000	
Disciples of Christ.....	1	1	397	1	175	222	1	1	1	35,000	
Eastern Orthodox Churches:											
Russian Orthodox Church.....	1	1	386	1	87	299	1	1	1	5,500	
Evangelical Association.....	1	1	196	1	78	118	1	1	1	19,000	
German Evangelical Synod of North America.....	1	1	460	1	193	267	1	1	1	25,000	
Jewish congregations.....	1	1	75	1	75		1	1	1	5,000	
Lutheran hodies:											
General Synod of the Evangelical Lutheran Church in the United States of America.....	1	1	170	1	70	100	1	1	1	10,000	
Evangelical Lutheran Synodical Conference of America.....	1	1	128	1	60	68	1	1	1	2,200	
Methodist hodies:											
Methodist Episcopal Church.....	5	5	1,257	2	196	291	5	5	5	51,200	
African Methodist Episcopal Church.....	1	1	58	1	23	35	1	1	1	3,000	
Presbyterian hodies:											
Presbyterian Church in the United States of America.....	1	1	196	1	94	102	1	1	1	15,000	
Protestant Episcopal Church.....	2	2	292				2	2	2	32,000	
Reformed hodies:											
Reformed Church in the United States.....	1	1	450	1	280	170	1	1	1	25,000	
Roman Catholic Church.....	10	10	12,360	10	6,410	5,950	10	10	10	263,350	
LOS ANGELES, CALIF.....	374	372	122,697	323	42,582	55,619	304	41	313	297	6,722,017
Adventist hodies:											
Advent Christian Church.....	1	1	160	1	60	100	1	1	1	30,000	
Seventh-day Adventist Denomination.....	13	13	991	13	280	711	8	2	8	17,890	
Armenian Church.....	1	1	475	1	267	178		1			
Bahais.....	1	1	150	1	35	115		1			
Baptist hodies:											
Baptists—											
Northern Baptist Convention.....	20	20	7,348	18	2,312	4,405	19	1	19	386,450	
National Baptist Convention.....	6	6	1,024	6	430	594	6	5	6	49,000	
Brethren, German Baptist (Dunkers):											
Church of the Brethren (Conservative Dunkers).....	2	1	220	1	134	86	2	2	2	3,800	
Brethren, Plymouth:											
Brethren, Plymouth, II.....	1	1	141	1	52	89		1			
Brethren, Plymouth, V.....	1	1	102	1	46	56		1			
Buddhists:											
Japanese temples.....	2	2	635	2	574	61	1	1	2	1,800	
Catholic Apostolic Church.....	1	1	103	1	41	62		1			
Christadelphians.....	1	1	102	1	87	55		1			
Christian and Missionary Alliance.....	1	1	250	1	100	150	1	1	1	25,000	
Churches of Christ.....	1	1	150	1	60	90	1	1	1	5,000	
Congregational Churches.....	28	28	5,643	28	2,145	3,498	24	3	26	410,295	
Disciples of Christ.....	25	25	5,489	19	1,784	2,803	22	26	21	439,900	
Eastern Orthodox Churches:											
Greek Orthodox Church (Hellenic).....	1	1	2,000	1	1,700	300	1	1	1	20,000	
Evangelical Association.....	4	4	471	4	188	283	4	4	4	82,300	
Friends:											
Society of Friends (Orthodox).....	1	1	208	1	90	118					
German Evangelical Synod of North America.....	3	3	379	3	113	266	3	3	3	17,440	
Independent churches.....	8	8	2,749	6	413	786	5	3	5	40,880	
Jewish congregations.....	4	4	1,000	1	100	200	1	1	1	100,000	
Latter Day Saints:											
Church of Jesus Christ of Latter Day Saints.....	1	1	850	1	354	496	1	1	1	34,000	
Reorganized Church of Jesus Christ of Latter Day Saints.....	1	1	399	1	149	250	1	1	1	10,000	
Lutheran hodies:											
General Synod of the Evangelical Lutheran Church in the United States of America.....	3	3	1,010	3	399	611	3	3	3	108,500	
General Council of the Evangelical Lutheran Church in North America.....	1	1	436	1	155	271	1	1	1	34,672	
Evangelical Lutheran Synodical Conference of America.....	6	6	1,086	5	385	568	5	5	5	109,900	
Norwegian Lutheran Church of America—											
Synod for the Norwegian Evangelical Lutheran Church of America.....	1	1	105	1	56	50	1	1	1	5,000	
United Norwegian Lutheran Church in America.....	1	1	210	1	89	121	1	1	1	15,000	
Evangelical Lutheran Joint Synod of Ohio and Other States.....	1	1	115	1	30	85		1			
Methodist hodies:											
Methodist Episcopal Church.....	56	56	14,036	47	4,239	6,627	54	2	55	1,565,650	
Methodist Episcopal Church, South.....	7	7	1,475	7	552	923	5	1	6	59,500	
Free Methodist Church of North America.....	3	3	380	3	113	257	3	3	3	33,000	
African Methodist Episcopal Church.....	3	3	1,087	3	386	701	3	3	3	87,700	
African Methodist Episcopal Zion Church.....	3	3	220	3	67	153	2	2	2	44,000	
Colored Methodist Episcopal Church.....	1	1	150	1	65	85	1	1	1	8,000	
New Apostolic Church.....	1	1	110	1	45	65					
Pentecostal Church of the Nazarene.....	10	10	1,425				7	7	7	110,350	
Presbyterian hodies:											
Presbyterian Church in the United States of America.....	40	40	9,763	39	2,713	4,610	36	3	37	689,100	
United Presbyterian Church of North America.....	7	7	946	7	321	625	7	7	7	137,000	
Synod of the Reformed Presbyterian Church of North America.....	1	1	104	1	40	64	1	1	1	12,000	
Protestant Episcopal Church.....	22	22	5,027	17	1,716	2,754	20	1	20	748,645	
Roman Catholic Church.....	27	27	49,107	21	18,403	19,204	26	25	25	744,140	
Salvation Army.....	3	3	235	3	125	110					
Scandinavian Evangelical hodies:											
Swedish Evangelical Mission Covenant of America.....	2	2	336	2	119	217	2	2	2	45,000	

GENERAL TABLES.

431

IN 1910, 25,000 INHABITANTS OR MORE, BY DENOMINATIONS: 1916—Continued.

DENOMINATION.	Total number of organizations.	DEBT ON CHURCH PROPERTY.		PARSONAGES.		EXPENDITURES FOR YEAR.		SUNDAY SCHOOLS CONDUCTED BY CHURCH ORGANIZATIONS.			
		Number of organizations reporting.	Amount of debt reported.	Number of organizations reporting.	Value of parsonages reported.	Number of organizations reporting.	Amount reported.	Number of organizations reporting.	Number of Sunday schools reported.	Number of officers and teachers.	Number of scholars.
LORAIN, OHIO.....	32	22	\$116,895	14	\$71,500	31	\$105,522	30	32	408	6,127
Baptist bodies:											
Baptists—											
Northern Baptist Convention.....	2	1	1,500	1	4,000	2	5,234	2	3	35	371
National Baptist Convention.....	1					1	400	1	1	5	30
Congregational Churches.....	2	1	1,750	1	6,000	2	7,189	2	2	52	521
Disciples of Christ.....	1	1	1,500			1	3,600	1	1	28	320
Eastern Orthodox Churches:											
Russian Orthodox Church.....	1	1	2,000			1	2,808	1	1	1	12
Evangelical Association.....	1	1	500	1	3,000	1	5,139	1	1	18	350
German Evangelical Synod of North America.....	1			1	5,000	1	2,705	1	1	23	400
Jewish congregations.....	1	1	1,400			1	1,800	1	2	3	70
Lutheran bodies:											
General Synod of the Evangelical Lutheran Church in the United States of America.....	1	1	2,450			1	2,507	1	1	13	127
Evangelical Lutheran Synodical Conference of America.....	1			1	3,500	1	1,275				
Methodist bodies:											
Methodist Episcopal Church.....	5	3	1,825	1	6,000	5	10,192	5	5	129	1,582
African Methodist Episcopal Church.....	1					1	902	1	1	14	75
Presbyterian bodies:											
Presbyterian Church in the United States of America.....	1					1	2,451	1	1	23	169
Protestant Episcopal Church.....	2	2	6,870			2	2,358	2	2	13	93
Reformed bodies:											
Reformed Church in the United States.....	1	1	1,700	1	3,500	1	3,775	1	1	5	167
Roman Catholic Church.....	10	9	95,400	7	40,500	9	53,187	9	9	36	1,860
LOS ANGELES, CALIF.....	374	173	922,824	97	503,525	345	1,403,461	324	347	5,577	58,340
Adventist bodies:											
Advent Christian Church.....	1					1	6,780	1	1	18	165
Seventh-day Adventist Denomination.....	13	4	2,134			11	6,647	12	12	157	712
Armenian Church.....	1					1	2,040				
Bahais.....	1					1	442				
Baptist bodies:											
Baptists—											
Northern Baptist Convention.....	20	16	36,980	1	3,000	20	140,777	20	22	558	5,568
National Baptist Convention.....	6	3	4,250	1	5,000	5	8,582	6	6	71	602
Brethren, German Baptist (Dunkers):											
Church of the Brethren (Conservative Dunkers).....	2					2	1,828	2	4	32	496
Brethren, Plymouth:											
Brethren, Plymouth, II.....	1					1	2,125	1	1	7	47
Brethren, Plymouth, V.....	1					1	702	1	1	5	45
Buddhists:											
Japanese temples.....	2					2	2,715				
Catholic Apostolic Church.....	1					1	2,000				
Christadelphians.....	1					1	696	1	1	7	41
Christian and Missionary Alliance.....	1					1	8,550	1	1	12	200
Churches of Christ.....	1					1	1,800	1	1	5	50
Congregational Churches.....	28	14	47,938	5	21,000	27	79,534	27	30	482	4,440
Disciples of Christ.....	25	10	32,000	1	5,000	20	88,808	25	26	435	4,438
Eastern Orthodox Churches:											
Greek Orthodox Church (Hellenic).....	1	1	5,000			1	2,250				
Evangelical Association.....	4	1	1,100	3	31,200	4	10,461	4	4	72	722
Friends:											
Society of Friends (Orthodox).....	1					1	1,962	1	1	15	167
German Evangelical Synod of North America.....	3	2	1,900	2	4,500	3	3,745	3	3	16	132
Independent churches.....	8	2	18,000			5	29,286	5	8	52	460
Jewish congregations.....	4					1	12,000	1	1	12	250
Latter Day Saints:											
Church of Jesus Christ of Latter Day Saints.....	1			1	5,000			1	1	26	214
Reorganized Church of Jesus Christ of Latter Day Saints.....	1					1	785	1	1	16	125
Lutheran bodies:											
General Synod of the Evangelical Lutheran Church in the United States of America.....	3	3	18,000			3	12,255	3	3	60	523
General Council of the Evangelical Lutheran Church in North America.....	1	1	5,000	1	10,500	1	7,062	1	1	20	150
Evangelical Lutheran Synodical Conference of America.....	6	3	6,750	3	15,300	6	13,669	6	6	41	382
Norwegian Lutheran Church of America—											
Synod for the Norwegian Evangelical Lutheran Church of America.....	1			1	2,000	1	1,085	1	1	4	32
United Norwegian Lutheran Church in America.....	1	1	2,500			1	1,625	1	1	6	40
Evangelical Lutheran Joint Synod of Ohio and Other States.....	1					1	1,206	1	1	2	25
Methodist bodies:											
Methodist Episcopal Church.....	56	32	225,024	22	86,900	56	248,040	55	59	1,536	16,714
Methodist Episcopal Church, South.....	7	5	8,400	2	3,500	7	25,602	7	7	95	1,354
Free Methodist Church of North America.....	3			2	13,500	3	8,150	3	4	42	522
African Methodist Episcopal Church.....	3	3	3,600	3	6,800	3	8,904	3	3	35	252
African Methodist Episcopal Zion Church.....	3	2	3,820			3	3,437	2	2	14	145
Colored Methodist Episcopal Church.....	1	1	1,500			1	1,800	1	1	10	80
New Apostolic Church.....	1										
Pentecostal Church of the Nazarene.....	10	6	7,047			10	27,289	10	10	130	1,114
Presbyterian bodies:											
Presbyterian Church in the United States of America.....	40	18	82,475	6	14,700	40	238,710	38	38	749	7,891
United Presbyterian Church of North America.....	7	1	1,500	2	6,000	7	19,713	7	7	119	945
Synod of the Reformed Presbyterian Church of North America.....	1					1	3,963	1	1	18	140
Protestant Episcopal Church.....	22	12	103,195	8	50,950	20	84,443	19	21	256	2,160
Roman Catholic Church.....	27	18	257,850	21	184,580	25	200,323	22	25	177	5,103
Salvation Army.....	3					3	5,456	2	2	17	78
Scandinavian Evangelical bodies:											
Swedish Evangelical Mission Covenant of America.....	2	2	3,900	2	6,500	2	6,049	2	2	20	130

RELIGIOUS BODIES.

TABLE 66.—STATISTICS OF RELIGIOUS BODIES IN EACH CITY HAVING,

DENOMINATION.	Total number of organizations.	MEMBERS.					PLACES OF WORSHIP.			VALUE OF CHURCH PROPERTY.	
		Number of organizations reporting.	Total number reported.	Sex.		Number of organizations reporting—		Number of church edifices reported.	Number of organizations reporting.	Value reported.	
				Male.	Female.	Church edifices.	Halls, etc.				
LOS ANGELES, CALIF.—Continued.											
Spiritualists:											
Spiritualists (National Spiritualists' Association).....	16	15	867	14	234	483	3	7	3	2	\$9,000
Theosophical societies:											
Theosophical Society, American Section.....	3	3	338					3			
Unitarians.....	1	1	350	1	150	200	1		1	1	100,000
United Brethren bodies:											
Church of the United Brethren in Christ.....	4	4	672	4	268	404	4		4	4	99,000
Universalists.....	1	1	172	1	44	128	1		1	1	65,000
All other denominations.....	22	22	895	22	364	531	16	6	16	16	228,105
LOUISVILLE, KY.....											
	270	269	129,529	210	41,311	55,757	236	15	245	224	5,907,168
Baptist bodies:											
Baptists—											
Southern Baptist Convention.....	28	28	12,987	17	3,375	4,956	27	1	33	27	784,918
National Baptist Convention.....	41	41	16,549	41	7,482	9,067	35	4	35	36	258,950
Churches of Christ.....	5	5	841	5	325	516	6		5	6	20,800
Churches of the Living God:											
Church of the Living God, Christian Workers for Fellowship.....	1	1	800	1	250	550	1		1	1	5,000
Congregational Churches.....	2	2	190	2	64	126	1		1	1	6,000
Disciples of Christ.....	17	17	5,415	9	696	1,177	8	2	8	9	352,100
Evangelical Association.....	2	2	363	2	158	205	2		2	2	24,000
German Evangelical Synod of North America.....	14	14	6,119	12	2,540	3,351	14		14	14	491,800
Jewish congregations.....	2	2	2,200	2	940	1,260	2		2	2	179,823
Lutheran bodies:											
General Synod of the Evangelical Lutheran Church in the United States of America.....	7	7	2,655	6	839	1,130	6	1	6	7	217,500
Evangelical Lutheran Synodical Conference of America.....	2	2	833	2	366	467	2		3	2	22,500
Methodist bodies:											
Methodist Episcopal Church.....	12	12	2,228	6	440	722	12		12	12	161,400
Methodist Episcopal Church, South.....	20	20	6,980	20	2,555	4,425	19	1	19	19	464,825
African Methodist Episcopal Church.....	7	7	1,240	7	440	800	7		7	7	87,100
African Methodist Episcopal Zion Church.....	6	6	1,581	6	540	1,041	5	1	5	6	73,400
Colored Methodist Episcopal Church.....	3	3	904	3	298	606	3		3	3	81,600
Presbyterian bodies:											
Presbyterian Church in the United States of America.....	8	8	1,931	1	74	102	2		2	2	164,000
Presbyterian Church in the United States.....	14	14	5,126	12	1,505	2,267	14		16	14	480,500
Protestant Episcopal Church.....	17	16	4,499	14	1,593	2,691	17		17	17	621,000
Reformed bodies:											
Reformed Church in the United States.....	5	5	1,419	4	576	703	5		5	5	88,000
Roman Catholic Church.....	40	40	53,474	24	15,927	18,933	40		40	23	1,272,192
Spiritualists:											
Spiritualists (National Spiritualists' Association).....	2	2	223	1	8	65		1		1	60
Unitarians.....	1	1	232	1	97	135	1		1	1	80,000
All other denominations.....	14	14	740	12	223	462	8	4	8	9	69,700
LOWELL, MASS.....											
	64	64	91,476	56	31,476	38,800	59	4	61	59	2,651,913
Armenian Church.....	1	1	600	1	400	200	1		1	1	10,000
Baptist bodies:											
Baptists—Northern Baptist Convention.....	9	9	4,011	7	1,163	1,807	9		9	9	195,500
Free Baptists.....	2	2	807	2	260	547	2		2	2	32,000
Congregational Churches.....	8	8	2,918	8	370	2,048	7	1	8	7	326,000
Eastern Orthodox Churches:											
Greek Orthodox Church (Hellenic).....	1	1	12,000				1		1	1	70,000
Lutheran bodies:											
General Council of the Evangelical Lutheran Church in North America.....	1	1	361	1	186	175	1		1	1	10,000
Methodist bodies:											
Methodist Episcopal Church.....	6	6	1,288	6	506	782	6		6	6	169,000
Primitive Methodist Church in the United States of America.....	2	2	450	2	187	263	2		2	2	48,500
Old Catholic Churches in America:											
Old Roman Catholic Church.....	1	1	200	1	50	150	1		1	1	5,000
Pentecostal Church of the Nazarene.....	1	1	211				1		1	1	12,000
Presbyterian bodies:											
Presbyterian Church in the United States of America.....	1	1	185	1	70	115	1		1	1	30,000
United Presbyterian Church of North America.....	1	1	160	1	60	100	1		1	1	15,000
Protestant Episcopal Church.....	2	2	1,511	2	558	953	2		3	2	210,213
Roman Catholic Church.....	15	15	65,098	12	26,587	30,589	15		15	16	1,326,200
Spiritualists:											
Spiritualists (National Spiritualists' Association).....	1	1	180	1	60	120	1		1	1	12,000
Unitarians.....	1	1	600	1	250	350	1		1	1	25,000
Universalists.....	2	2	469	2	133	336	2		2	2	125,000
All other denominations.....	9	9	427	8	136	265	5	3	5	5	30,500
LYNCHBURG, VA.....											
	51	51	17,194	* 46	5,983	9,232	47	3	47	47	1,042,300
Baptist bodies:											
Baptists—											
Southern Baptist Convention.....	2	2	1,703	2	694	1,009	2		2	2	112,000
National Baptist Convention.....	16	16	5,087	16	1,870	3,217	16		16	16	207,200
Disciples of Christ.....	3	3	746	2	320	426	3		3	3	55,100
Lutheran bodies:											
United Synod of the Evangelical Lutheran Church in the South.....	1	1	72	1	33	39	1		1	1	5,000
Methodist bodies:											
Methodist Episcopal Church.....	1	1	1,074	1	440	634	1		1	1	45,000
Methodist Protestant Church.....	1	1	150	1	60	100	1		1	1	22,000
Methodist Episcopal Church, South.....	7	7	3,739	4	740	1,051	7		7	7	213,000
African Methodist Episcopal Church.....	2	2	140	2	48	92	2		2	2	4,500
Colored Methodist Episcopal Church.....	1	1	130	1	20	110	1		1	1	2,200

IN 1910, 25,000 INHABITANTS OR MORE, BY DENOMINATIONS: 1916—Continued.

DENOMINATION.	Total number of organizations.	DEBT ON CHURCH PROPERTY.		PARSONAGES.		EXPENDITURES FOR YEAR.		SUNDAY SCHOOLS CONDUCTED BY CHURCH ORGANIZATIONS.			
		Number of organizations reporting.	Amount of debt reported.	Number of organizations reporting.	Value of parsonages reported.	Number of organizations reporting.	Amount reported.	Number of organizations reporting.	Number of Sunday schools reported.	Number of officers and teachers.	Number of scholars.
LOS ANGELES, CALIF.—Continued.											
Spiritualists:											
Spiritualists (National Spiritualists' Association).....	16					11	\$10,362	4	5	14	86
Theosophical societies:											
Theosophical Society, American Section.....	3										
Unitarians.....	1					1	7,300	1	1	12	140
United Brethren bodies:											
Church of the United Brethren in Christ.....	4	3	\$6,242	4	\$19,400	4	9,126	4	4	91	802
Universalists.....	1	1	10,000			1	4,200	1	1	16	90
All other denominations.....	22	8	26,719	6	7,495	19	39,077	15	15	95	668
LOUISVILLE, KY.....	270	101	570,321	107	376,811	234	1,037,186	253	271	4,058	53,120
Baptist bodies:											
Baptists—											
Southern Baptist Convention.....	28	6	25,232	27	5,000	28	162,610	28	34	755	9,198
National Baptist Convention.....	41	6	6,530	2	4,000	41	35,637	40	40	354	4,419
Churches of Christ.....	5					3	3,648	5	6	45	602
Churches of the Living God:											
Church of the Living God, Christian Workers for Fellowship.....	1	1	2,000					1	1	14	150
Congregational Churches.....	2					1	1,368	1	1	12	87
Disciples of Christ.....	17	6	11,300			10	39,329	16	16	270	2,939
Evangelical Association.....	2	1	10,000	2	11,000	2	17,745	2	2	56	626
German Evangelical Synod of North America.....	14	13	69,050	8	41,000	14	67,941	14	14	343	4,631
Jewish congregations.....	2	2	41,600			2	25,901	2	3	31	400
Lutheran bodies:											
General Synod of the Evangelical Lutheran Church in the United States of America.....	7	4	25,450	3	15,500	7	40,055	7	7	189	2,125
Evangelical Lutheran Synodical Conference of America.....	2			2	9,000	2	5,199	1	1	3	47
Methodist bodies:											
Methodist Episcopal Church.....	12	4	8,059	6	19,050	12	33,236	12	12	174	1,685
Methodist Episcopal Church, South.....	20	6	11,850	16	61,000	20	96,251	20	20	440	6,510
African Methodist Episcopal Church.....	7	6	9,000	2	1,200	7	9,325	7	7	62	460
African Methodist Episcopal Zion Church.....	6	4	20,880	2	1,800	5	14,275	5	5	94	772
Colored Methodist Episcopal Church.....	3	1	3,000	2	10,000	3	11,098	3	3	58	707
Presbyterian bodies:											
Presbyterian Church in the United States of America.....	8			1	5,500	8	66,891	8	8	125	1,412
Presbyterian Church in the United States.....	14	6	48,200	5	31,500	14	107,436	14	19	364	4,117
Protestant Episcopal Church.....	17	7	34,416	5	26,000	17	97,315	17	18	253	2,112
Reformed bodies:											
Reformed Church in the United States.....	5	4	27,700	4	14,600	5	14,287	5	5	101	1,415
Roman Catholic Church.....	40	17	187,204	19	117,661	21	174,961	35	39	216	8,156
Spiritualists:											
Spiritualists (National Spiritualists' Association).....	2					2	172				
Unitarians.....	1					1	6,920	1	1	15	75
All other denominations.....	14	7	28,850	1	3,000	9	15,506	9	10	84	475
LOWELL, MASS.....	64	26	266,073	22	252,750	59	485,583	56	58	1,171	15,169
Armenian Church.....	1	1	5,000			1	1,000				
Baptist bodies:											
Baptists—Northern Baptist Convention.....	9	2	11,150	1	2,500	7	34,481	7	7	220	2,779
Free Baptists.....	2	1	2,250	1	3,000	2	8,326	2	2	50	559
Congregational Churches.....	8	1	500	2	9,000	8	57,067	8	9	219	1,970
Eastern Orthodox Churches:											
Greek Orthodox Church (Hellenic).....	1	1	26,273			1	12,558	1	1	5	200
Lutheran bodies:											
General Council of the Evangelical Lutheran Church in North America.....	1			1	4,000	1	3,692	1	1	14	96
Methodist bodies:											
Methodist Episcopal Church.....	6	2	4,900	2	8,500	6	26,093	6	6	123	981
Primitive Methodist Church in the United States of America.....	2	1	6,500	1	4,000	2	6,447	2	2	54	486
Old Catholic Churches in America:											
Old Roman Catholic Church.....	1	1	2,000			1	500	1	1	3	75
Pentecostal Church of the Nazarene.....	1							1	1	30	201
Presbyterian bodies:											
Presbyterian Church in the United States of America.....	1	1	5,500			1	2,900	1	1	17	220
United Presbyterian Church of North America.....	1	1	2,400			1	1,819	1	1	12	140
Protestant Episcopal Church.....	2			1	20,000	2	32,468	2	2	61	602
Roman Catholic Church.....	15	9	172,700	13	201,750	14	268,271	14	15	234	6,076
Spiritualists:											
Spiritualists (National Spiritualists' Association).....	1					1	1,650	1	1	10	75
Unitarians.....	1					1	7,000	1	1	10	75
Universalists.....	2	1	16,000			2	11,612	2	2	50	369
All other denominations.....	9	4	10,900			8	9,799	5	5	59	265
LYNCHBURG, VA.....	51	16	77,750	20	115,000	50	252,239	49	54	877	11,333
Baptist bodies:											
Baptists—											
Southern Baptist Convention.....	2	1	12,000	1	18,000	2	29,666	2	2	92	1,400
National Baptist Convention.....	16	7	19,050			16	22,358	16	16	182	2,013
Disciples of Christ.....	3	2	18,300	1	3,500	3	11,416	3	5	60	1,010
Lutheran bodies:											
United Synod of the Evangelical Lutheran Church in the South.....	1	1	950	1	3,000	1	1,705	1	1	12	65
Methodist bodies:											
Methodist Episcopal Church.....	1	1	5,000	1	2,500	1	4,388	1	1	35	602
Methodist Protestant Church.....	1			1	5,000	1	2,695	1	1	20	110
Methodist Episcopal Church, South.....	7			6	41,500	7	58,399	7	7	250	3,480
African Methodist Episcopal Church.....	2			1	500	2	891	2	2	8	51
Colored Methodist Episcopal Church.....	1			1	800	1	400	1	1	8	51

RELIGIOUS BODIES.

TABLE 66.—STATISTICS OF RELIGIOUS BODIES IN EACH CITY HAVING,

DENOMINATION.	Total number of organizations.	MEMBERS.					PLACES OF WORSHIP.			VALUE OF CHURCH PROPERTY.	
		Number of organizations reporting.	Total number reported.	Sex.		Number of organizations reporting—		Number of church edifices reported.	Number of organizations reporting.	Value reported.	
				Male.	Female.	Church edifices.	Halls, etc.				
LYNCHBURG, VA.—Continued.											
Presbyterian bodies:											
Presbyterian Church in the United States of America.....	1	1	20	1	8	12	1	1	1	\$3,500	
Presbyterian Church in the United States.....	5	5	1,860	5	742	1,118	5	5	5	150,200	
Protestant Episcopal Church.....	4	4	938	3	295	612	4	4	4	143,600	
Roman Catholic Church.....	2	2	1,335	2	636	699	2	2	2	76,000	
Salvation Army.....	1	1	119	1	53	66	1	1	1		
All other denominations.....	4	4	81	4	34	47	1	2	1	3,000	
LYNN, MASS.....	60	59	41,548	50	13,582	17,001	48	11	48	1,761,550	
Adventist bodies:											
Advent Christian Church.....	1	1	151	1	65	86	1	1	1	15,000	
Armenian Church.....	1	1	200	1	133	67	1	1	1		
Baptist bodies:											
Baptists—Northern Baptist Convention.....	8	8	2,394	7	555	1,279	7	7	7	239,000	
Congregational Churches.....	3	3	1,168	3	385	783	3	3	3	207,000	
Disciples of Christ.....	1	1	66	1	17	49	1	1	1	12,000	
Friends:											
Society of Friends (Orthodox).....	1	1	154	1	56	98	1	1	1	13,000	
Jewish congregations.....	8	8	5,010	2	650	300	3	5	3	31,000	
Lutheran bodies:											
General Council of the Evangelical Lutheran Church in North America.....	1	1	160				1	1	1	21,300	
Methodist bodies:											
Methodist Episcopal Church.....	12	12	2,910	12	914	1,996	12	12	12	259,500	
African Methodist Episcopal Church.....	1	1	68	1	24	44	1	1	1	7,000	
Pentecostal Church of the Nazarene.....	1	1	154	1	41	113	1	1	1	7,000	
Presbyterian bodies:											
Presbyterian Church in the United States of America.....	1	1	290	1	100	190	1	1	1	27,000	
Protestant Episcopal Church.....	2	2	1,469	2	565	904	2	2	2	249,500	
Roman Catholic Church.....	7	7	26,168	6	9,689	10,294	7	7	7	391,750	
Salvation Army.....	2	2	82	2	43	39	2	2	2		
Spiritualists:											
Spiritualists (National Spiritualists' Association).....	1	1	64	1	20	44	1	1	1	3,000	
Unitarians.....	1	1	300	1	100	200	1	1	1	120,000	
Universalists.....	2	2	590	2	169	421	2	2	2	147,000	
All other denominations.....	6	5	150	5	56	94	3	3	3	11,500	
MCKEESPORT, PA.....	56	56	33,325	49	15,248	14,795	48	3	49	1,348,265	
Baptist bodies:											
Baptists—											
Northern Baptist Convention.....	4	4	1,530	4	605	925	4	5	4	165,500	
National Baptist Convention.....	2	2	287	2	148	139	1	1	2	30,250	
Congregational Churches.....	1	1	92	1	37	55	1	1	1	8,000	
Disciples of Christ.....	1	1	560	1	225	335	1	1	1	19,000	
Eastern Orthodox Churches:											
Serbian Orthodox Church.....	1	1	1,150	1	675	475	1	1	1	10,000	
Evangelical Protestant Church of North America.....	1	1	500	1	1	1	1	1	1	25,000	
Jewish congregations.....	2	2	450	2	275	175	2	2	2	34,000	
Lutheran bodies:											
General Synod of the Evangelical Lutheran Church in the United States of America.....	1	1	228	1	93	135	1	1	1	15,000	
General Council of the Evangelical Lutheran Church in North America.....	2	2	677	2	298	379	2	2	2	18,000	
Evangelical Lutheran Synodical Conference of America.....	1	1	140	1	64	76	1	1	1	6,000	
Methodist bodies:											
Methodist Episcopal Church.....	6	6	3,325	4	509	677	6	6	5	189,000	
African Methodist Episcopal Church.....	1	1	160	1	75	85	1	1	1	14,000	
Presbyterian bodies:											
Presbyterian Church in the United States of America.....	3	3	2,226	3	923	1,303	2	2	2	291,000	
United Presbyterian Church of North America.....	2	2	769	2	329	440	2	2	2	58,000	
Protestant Episcopal Church.....	4	4	643				1	1	1	30,000	
Reformed bodies:											
Reformed Church in the United States.....	1	1	164	1	79	85	1	1	1	22,000	
Hungarian Reformed Church in America.....	1	1	249	1	240	9	1	1	1	10,000	
Roman Catholic Church.....	11	11	19,109	11	10,256	8,853	11	11	10	324,700	
Scandinavian Evangelical bodies:											
Swedish Evangelical Free Church.....	1	1	160	1	70	90	1	1	1	20,000	
United Brethren bodies:											
Church of the United Brethren in Christ.....	3	3	726	3	282	444	3	3	3	40,100	
All other denominations.....	7	7	180	7	65	115	4	2	4	18,715	
MACON, GA.....	92	92	27,884	85	9,532	15,543	85	3	90	999,568	
Baptist bodies:											
Baptists—											
Southern Baptist Convention.....	9	9	3,913	8	1,419	2,165	9	10	9	200,500	
National Baptist Convention.....	29	29	9,531	29	3,409	6,122	29	29	29	111,968	
Primitive Baptists.....	7	7	278	6	114	133	4	4	4	6,600	
Churches of Christ.....	1	1	60	1	21	39	1	1	1	1,800	
Congregational Churches.....	1	1	85	1	25	60	1	1	1	2,000	
Disciples of Christ.....	1	1	350				1	1	1	30,000	
Lutheran bodies:											
United Synod of the Evangelical Lutheran Church in the South.....	1	1	65	1	30	35	1	1	1	3,750	
Methodist bodies:											
Methodist Episcopal Church.....	1	1	56	1	20	36	1	1	1	2,200	
Methodist Episcopal Church, South.....	10	10	5,320	8	1,441	2,422	10	13	10	206,600	
African Methodist Episcopal Church.....	11	11	3,180	11	1,315	1,865	9	9	10	81,600	
Colored Methodist Episcopal Church.....	6	6	1,815	6	670	1,145	6	6	6	65,500	

IN 1910, 25,000 INHABITANTS OR MORE, BY DENOMINATIONS: 1916—Continued.

DENOMINATION.	Total number of organizations.	DEBT ON CHURCH PROPERTY.		PARSONAGES.		EXPENDITURES FOR YEAR.		SUNDAY SCHOOLS CONDUCTED BY CHURCH ORGANIZATIONS.			
		Number of organizations reporting.	Amount of debt reported.	Number of organizations reporting.	Value of parsonages reported.	Number of organizations reporting.	Amount reported.	Number of organizations reporting.	Number of Sunday schools reported.	Number of officers and teachers.	Number of scholars.
LYNCHBURG, VA.—Continued.											
Presbyterian bodies:											
Presbyterian Church in the United States of America.....	1					1	\$686	1	1	3	42
Presbyterian Church in the United States.....	5	3	\$7,450	2	\$14,000	5	43,723	5	7	104	1,275
Protestant Episcopal Church.....	4	1	15,000	4	24,400	4	23,624	4	4	61	628
Roman Catholic Church.....	2			1	1,800	2	44,906	2	2	8	328
Salvation Army.....	1					1	5,860	1	1	16	180
All other denominations.....	4					3	1,523	2	3	18	98
LYNN, MASS.....	60	29	132,877	20	141,550	57	285,006	48	48	1,318	14,193
Adventist bodies:											
Advent Christian Church.....	1	1	3,000			1	2,226	1	1	22	167
Armenian Church.....	1					1	189				
Baptist bodies:											
Baptists—Northern Baptist Convention.....	8	3	6,600	1	5,000	8	35,680	8	8	238	3,129
Congregational Churches.....	3	1	3,075	2	10,000	3	27,457	3	3	117	902
Disciples of Christ.....	1	1	3,290			1	1,111	1	1	20	121
Friends:											
Society of Friends (Orthodox).....	1					1	10,226	1	1	20	145
Jewish congregations.....	8	2	10,500			7	15,700	1	1	3	118
Lutheran bodies:											
General Council of the Evangelical Lutheran Church in North America.....	1	1	7,782			1	2,530	1	1	15	90
Methodist bodies:											
Methodist Episcopal Church.....	12	9	20,650	8	37,800	12	51,756	12	12	436	4,520
African Methodist Episcopal Church.....	1	1	80			1	1,360	1	1	7	70
Pentecostal Church of the Nazarene.....	1	1	2,000	1	3,000	1	3,899	1	1	23	127
Presbyterian bodies:											
Presbyterian Church in the United States of America.....	1	1	1,400			1	4,230	1	1	12	180
Protestant Episcopal Church.....	2			1	15,000	2	14,715	2	2	97	656
Roman Catholic Church.....	7	4	41,800	7	70,750	6	75,481	6	6	165	3,175
Salvation Army.....	2					2	8,266	1	1	4	30
Spiritualists:											
Spiritualists (National Spiritualists' Association).....	1	1	1,200			1	1,875	1	1	12	43
Unitarians.....	1	1	22,500			1	9,500	1	1	10	75
Universalists.....	2	1	6,000			2	14,942	2	2	88	486
All other denominations.....	6	1	3,000			5	3,863	4	4	29	159
MCKEESPORT, PA.....	56	32	173,593	32	205,400	55	369,762	52	58	901	12,927
Baptist bodies:											
Baptists—											
Northern Baptist Convention.....	4	3	13,960	1	5,000	4	18,636	4	6	102	1,234
National Baptist Convention.....	2	1	3,500			2	2,966	2	2	26	168
Congregational Churches.....	1	1	1,500	1	4,200	1	175	1	1	14	120
Disciples of Christ.....	1	1	3,000	1	6,000	1	4,847	1	1	14	530
Eastern Orthodox Churches:											
Serbian Orthodox Church.....	1	1	3,000	1	5,000	1	3,200				
Evangelical Protestant Church of North America.....	1			1	6,000	1	3,400	1	1	30	300
Jewish congregations.....	2					2	3,300	2	3	19	360
Lutheran bodies:											
General Synod of the Evangelical Lutheran Church in the United States of America.....	1	1	3,900	1	4,500	1	4,292	1	1	25	175
General Council of the Evangelical Lutheran Church in North America.....	2	1	600	2	10,000	2	7,010	2	2	32	366
Evangelical Lutheran Synodical Conference of America.....	1			1	4,000	1	1,588	1	1	5	37
Methodist bodies:											
Methodist Episcopal Church.....	6	3	13,000	4	37,500	5	39,250	6	6	202	2,915
African Methodist Episcopal Church.....	1	1	3,383			1	3,450	1	1	13	139
Presbyterian bodies:											
Presbyterian Church in the United States of America.....	3	2	14,600	1	9,000	3	89,395	3	3	113	1,056
United Presbyterian Church of North America.....	2	1	5,000	2	10,500	2	12,280	2	3	61	640
Protestant Episcopal Church.....	4			1	8,500	4	7,017	4	4	51	400
Reformed bodies:											
Reformed Church in the United States.....	1	1	5,500			1	2,790	1	1	13	160
Hungarian Reformed Church in America.....	1	1	3,500	1	5,000	1	4,087	1	1	1	42
Roman Catholic Church.....	11	8	79,700	10	75,300	11	135,660	11	13	59	3,102
Scandinavian Evangelical bodies:											
Swedish Evangelical Free Church.....	1	1	4,000	1	3,500	1	3,300	1	1	20	185
United Brethren bodies:											
Church of the United Brethren in Christ.....	3	2	10,400	2	7,400	3	15,437	3	3	65	930
All other denominations.....	7	3	5,050	1	4,000	7	7,687	4	4	36	168
MACON, GA.....	92	36	67,751	22	93,500	88	219,725	79	87	1,164	15,143
Baptist bodies:											
Baptists—											
Southern Baptist Convention.....	9	4	20,375	2	8,500	9	70,637	9	12	265	3,118
National Baptist Convention.....	29	12	13,550	1	600	29	20,079	23	23	154	2,639
Primitive Baptists.....	7					3	370				
Churches of Christ.....	1	1	315			1	670	1	1	10	92
Congregational Churches.....	1					1	2,470	1	1	5	35
Disciples of Christ.....	1					1	4,500	1	1	40	350
Lutheran bodies:											
United Synod of the Evangelical Lutheran Church in the South.....	1	1	1,750			1	509	1	1	8	36
Methodist bodies:											
Methodist Episcopal Church.....	1	1	2,150			1	370	1	1	5	26
Methodist Episcopal Church, South.....	10	4	6,300	8	33,900	10	60,747	10	13	304	4,943
African Methodist Episcopal Church.....	11	7	6,861	4	10,000	11	9,705	11	12	121	1,310
Colored Methodist Episcopal Church.....	6	3	550	2	5,000	6	8,111	6	6	84	1,078

RELIGIOUS BODIES.

TABLE 66.—STATISTICS OF RELIGIOUS BODIES IN EACH CITY HAVING,

DENOMINATION.	Total number of organizations.	MEMBERS.					PLACES OF WORSHIP.			VALUE OF CHURCH PROPERTY.	
		Number of organizations reporting.	Total number reported.	Sex.		Number of organizations reporting—		Number of church edifices reported.	Number of organizations reporting.	Value reported.	
				Number of organizations reporting.	Male.	Female.	Church edifices.				Halls, etc.
MACON, GA.—Continued.											
Presbyterian bodies:											
Presbyterian Church in the United States of America.....	1	1	92								
Presbyterian Church in the United States.....	5	5	1,086	4	213	323	5	6	5	\$73,000	
Protestant Episcopal Church.....	5	5	891	5	215	676	5	5	5	52,950	
Roman Catholic Church.....	2	2	1,090	2	613	477	2	2	2	160,000	
All other denominations.....	2	2	72	2	27	45	1	1	2	1,100	
MADISON, WIS.....	36	36	15,525	30	5,803	8,381	32	3	32	1,076,500	
Adventist bodies:											
Seventh-day Adventist Denomination.....	1	1	99	1	25	74		1			
Baptist bodies:											
Baptists—Northern Baptist Convention.....	1	1	631	1	275	356	1		1	40,000	
Congregational Churches.....	3	3	1,373	3	474	899	3		3	133,000	
Evangelical Association.....	1	1	190	1	65	125	1		1	5,000	
Jewish congregations.....	1	1	300	1	175	125	1		1	8,000	
Letter Day Saints:											
Reorganized Church of Jesus Christ of Latter Day Saints.....	1	1	75	1	30	45	1		1	3,000	
Lutheran bodies:											
General Council of the Evangelical Lutheran Church in North America.....	2	2	315	1	120	122	2		2	41,000	
Evangelical Lutheran Synodical Conference of America.....	1	1	235	1	88	147	1		1	14,500	
Norwegian Lutheran Church of America—Hauge's Norwegian Evangelical Lutheran Synod.....	1	1	58								
Synod for the Norwegian Evangelical Lutheran Church of America.....	1	1	370	1	166	204	1		1	19,000	
United Norwegian Lutheran Church in America.....	1	1	700	1	308	392	1		1	23,000	
Evangelical Lutheran Joint Synod of Ohio and Other States.....	1	1	131	1	55	76	1		1	9,000	
Evangelical Lutheran Synod of Iowa and Other States.....	2	2	600				2		2	45,000	
Methodist bodies:											
Methodist Episcopal Church.....	4	4	1,439	4	575	864	3	1	3	121,000	
African Methodist Episcopal Church.....	1	1	70	1	23	47	1		1	8,000	
Presbyterian bodies:											
Presbyterian Church in the United States of America.....	2	2	1,281	2	459	822	2		2	129,000	
Protestant Episcopal Church.....	2	2	774	2	223	551	2		2	136,500	
Roman Catholic Church.....	6	6	6,641	5	2,655	3,388	6		6	309,000	
Scandinavian Evangelical bodies:											
Norwegian-Danish Free Church.....	1	1	55	1	21	34	1		1	15,000	
Unitarians.....	1	1	136	1	57	79	1		1	12,000	
All other denominations.....	2	2	52	1	9	31	1	1	1	5,500	
MALDEN, MASS.....	28	26	16,833	25	6,806	9,427	22	5	24	915,600	
Adventist bodies:											
Seventh-day Adventist Denomination.....	1	1	61	1	18	43		1			
Baptist bodies:											
Baptists—Northern Baptist Convention.....	4	4	2,029	4	653	1,376	4		4	303,500	
Congregational Churches.....	4	4	1,215	4	415	800	4		6	114,000	
Jewish congregations.....	3	1	600					2			
Lutheran bodies:											
General Council of the Evangelical Lutheran Church in North America.....	1	1	125	1	62	63	1		1	5,000	
Methodist bodies:											
Methodist Episcopal Church.....	6	6	2,423	6	869	1,554	6		6	255,000	
Pentecostal Church of the Nazarene.....	2	1	142	1	60	82	1		1	20,000	
Protestant Episcopal Church.....	1	2	751	2	262	489	2		2	53,000	
Roman Catholic Church.....	2	2	8,955	2	4,300	4,655	2		2	65,000	
Salvation Army.....	1	1	72	1	28	44		1			
Spiritualists:											
Spiritualists (National Spiritualists' Association).....	1	1	75	1	35	40		1		100	
Universalists.....	2	2	385	2	104	281	2		2	100,000	
MANCHESTER, N. H.....	52	52	55,291	47	17,525	19,815	46	6	46	1,734,600	
Adventist bodies:											
Advent Christian Church.....	1	1	119	1	38	81	1		1	15,000	
Baptist bodies:											
Baptists—Northern Baptist Convention.....	4	4	1,667	4	643	1,024	4		4	151,000	
Churches of the New Jerusalem:											
General Convention of the New Jerusalem in the United States of America.....	1	1	82	1	30	52	1		1	5,000	
Congregational Churches.....	3	3	1,690	3	521	1,169	3		3	154,000	
Eastern Orthodox Churches:											
Greek Orthodox Church (Hellenic).....	1	1	3,500	1	2,000	1,500	1		1	25,000	
Russian Orthodox Church.....	1	1	255	1	144	91	1		1	15,000	
Jewish congregations.....	1	1	150	1	100	50	1		1		
Lutheran bodies:											
General Council of the Evangelical Lutheran Church in North America.....	1	1	483	1	220	263	1		1	18,000	
Evangelical Lutheran Synodical Conference of America.....	1	1	75	1	15	60	1		1	4,500	
Methodist bodies:											
Methodist Episcopal Church.....	5	5	1,190	4	201	389	5		5	66,000	
Presbyterian bodies:											
Presbyterian Church in the United States of America.....	3	3	401	3	145	256	2	1	2	29,000	
Protestant Episcopal Church.....	2	2	669	2	287	382	2		2	31,000	
Roman Catholic Church.....	17	17	44,134	14	12,790	14,023	17		17	1,110,100	
Salvation Army.....	2	2	73	2	39	34		2			
Scandinavian Evangelical bodies:											
Swedish Evangelical Mission Covenant of America.....	1	1	133	1	45	88	1		1	13,000	
Unitarians.....	1	1	204	1	62	142	1		1	45,000	
Universalists.....	1	1	250	1	160	90	1		1	30,000	
All other denominations.....	6	6	216	5	65	121	3	3	3	23,000	

GENERAL TABLES.

IN 1910, 25,000 INHABITANTS OR MORE, BY DENOMINATIONS: 1916—Continued.

DENOMINATION.	Total number of organizations.	DEBT ON CHURCH PROPERTY.		PARSONAGES.		EXPENDITURES FOR YEAR.		SUNDAY SCHOOLS CONDUCTED BY CHURCH ORGANIZATIONS.			
		Number of organizations reporting.	Amount of debt reported.	Number of organizations reporting.	Value of parsonages reported.	Number of organizations reporting.	Amount reported.	Number of organizations reporting.	Number of Sunday schools reported.	Number of officers and teachers.	Number of scholars.
MACON, GA.—Continued.											
Presbyterian bodies:											
Presbyterian Church in the United States of America.....	1					1	\$770	1	1	3	46
Presbyterian Church in the United States.....	5	1	\$2,100	1	\$3,000	5	17,827	5	5	94	719
Protestant Episcopal Church.....	5	1	5,000	2	20,500	5	14,726	5	6	49	427
Roman Catholic Church.....	2	1	8,800	2	12,000	2	2,600	2	2	12	245
All other denominations.....	2					2	5,634	2	2	10	79
MADISON, WIS.	36	25	147,935	19	240,200	34	192,038	31	33	494	5,071
Adventist bodies:											
Seventh-day Adventist Denomination.....	1					1	2,748	1	1	12	90
Baptist bodies:											
Baptists—Northern Baptist Convention.....	1					1	8,130	1	1	37	370
Congregational Churches.....	3	2	4,125	1	40,000	3	22,691	3	3	70	698
Evangelical Association.....	1			1	6,000	1	2,400	1	1	16	201
Jewish congregations.....	1	1	3,600			1	1,559				
Latter Day Saints:											
Reorganized Church of Jesus Christ of Latter Day Saints.....	1	1	900			1	295	1	1	12	39
Lutheran bodies:											
General Council of the Evangelical Lutheran Church in North America.....	2	2	17,900	1	5,000	2	4,662	2	2	15	184
Evangelical Lutheran Synodical Conference of America.....	1	1	4,000	1	5,800	1	1,937	1	1	6	52
Norwegian Lutheran Church of America—Hauge's Norwegian Evangelical Lutheran Synod for the Norwegian Evangelical Lutheran Church of America.....	1							1	1	5	62
United Norwegian Lutheran Church in America.....	1	1	1,750	1	3,000	1	2,953	1	1	23	150
Evangelical Lutheran Joint Synod of Ohio and Other States.....	1			1	8,000	1	3,357	1	2	27	250
Evangelical Lutheran Synod of Iowa and Other States.....	2	2	4,600	1	3,000	1	870	1	1	4	31
Evangelical Lutheran Synod of Iowa and Other States.....	2	2	3,500			2	1,613	2	2	19	130
Methodist bodies:											
Methodist Episcopal Church.....	4	2	17,000	3	34,000	4	23,415	4	5	108	1,103
African Methodist Episcopal Church.....	1	1	2,822	1	2,000	1	540	1	1	5	44
Presbyterian bodies:											
Presbyterian Church in the United States of America.....	2	2	21,100	1	20,000	2	34,938	2	2	65	549
Protestant Episcopal Church.....	2	1	5,200	1	30,000	2	10,991	2	2	25	186
Roman Catholic Church.....	6	5	44,000	5	65,400	6	58,892	3	3	20	725
Scandinavian Evangelical bodies:											
Norwegian-Danish Free Church.....	1	1	4,738			1	1,402	1	1	9	37
Unitarians.....	1	1	10,200	1	18,000	1	3,706	1	1	10	50
All other denominations.....	2	1	2,500			1	4,939	1	1	6	120
MALDEN, MASS.	28	8	94,300	11	98,300	27	253,332	25	30	759	8,440
Adventist bodies:											
Seventh-day Adventist Denomination.....	1					1	153	1	1	13	51
Baptist bodies:											
Baptists—Northern Baptist Convention.....	4	3	82,200	1	10,000	4	83,374	4	7	168	2,212
Congregational Churches.....	4	1	1,000	1	3,500	4	29,134	4	6	143	977
Jewish congregations.....	3					2	1,288				
Lutheran bodies:											
General Council of the Evangelical Lutheran Church in North America.....	1	1	1,200	1	3,000	1	850	1	1	15	50
Methodist bodies:											
Methodist Episcopal Church.....	6	1	2,500	5	29,400	6	70,865	6	6	247	3,768
Pentecostal Church of the Nazarene.....	1					1	4,168	1	1	20	130
Protestant Episcopal Church.....	2			1	18,400	2	11,172	2	2	37	289
Roman Catholic Church.....	2	1	2,400	2	32,000	2	33,657	2	2	67	720
Salvation Army.....	1					1	1,450	1	1	3	12
Spiritualists:											
Spiritualists (National Spiritualists' Association).....	1					1	671	1	1	6	30
Universalists.....	2	1	5,000			2	16,500	2	2	40	201
MANCHESTER, N. H.	52	23	268,488	23	163,175	50	296,675	47	52	769	10,969
Adventist bodies:											
Advent Christian Church.....	1					1	1,243	1	1	16	84
Baptist bodies:											
Baptists—Northern Baptist Convention.....	4	1	700			4	13,761	4	7	116	921
Churches of the New Jerusalem:											
General Convention of the New Jerusalem in the United States of America.....	1					1	994	1	1	6	50
Congregational Churches.....	3			1	5,000	3	20,856	3	3	110	1,002
Eastern Orthodox Churches:											
Greek Orthodox Church (Hellenic).....	1	1	5,000			1	4,477	1	1	2	120
Russian Orthodox Church.....	1	1	10,000			1	1,726	1	1	1	30
Jewish congregations.....	1										
Lutheran bodies:											
General Council of the Evangelical Lutheran Church in North America.....	1			1	5,000	1	3,530	1	1	24	130
Evangelical Lutheran Synodical Conference of America.....	1					1	750	1	1	7	22
Methodist bodies:											
Methodist Episcopal Church.....	5	2	2,750	4	19,800	5	9,229	5	5	134	1,391
Presbyterian bodies:											
Presbyterian Church in the United States of America.....	3	1	800			3	6,130	3	4	31	320
Protestant Episcopal Church.....	2	1	1,500	2	15,000	2	10,766	2	2	41	400
Roman Catholic Church.....	17	14	245,238	14	116,375	17	205,892	16	17	214	6,058
Salvation Army.....	2					2	4,198	2	2	6	34
Scandinavian Evangelical bodies:											
Swedish Evangelical Mission Covenant of America.....	1	1	1,600	1	2,000	1	2,616	1	1	18	89
Unitarians.....	1					1	4,037	1	1	4	24
Universalists.....	1					1	3,100	1	1	15	125
All other denominations.....	6	1	900			5	3,370	3	3	24	169

RELIGIOUS BODIES.

TABLE 66.—STATISTICS OF RELIGIOUS BODIES IN EACH CITY HAVING,

DENOMINATION.	Total number of organizations.	MEMBERS.					PLACES OF WORSHIP.			VALUE OF CHURCH PROPERTY.	
		Number of organizations reporting.	Total number reported.	Sex.		Number of organizations reporting—		Number of church edifices reported.	Number of organizations reporting.	Value reported.	
				Number of organizations reporting.	Male.	Female.	Church edifices.				Halls, etc.
MEMPHIS, TENN.	189	188	59,975	172	16,921	30,934	167	16	170	166	\$2,640,640
Baptist bodies:											
Baptists—											
Southern Baptist Convention.....	11	11	4,057	9	1,149	2,088	10	1	10	10	186,665
National Baptist Convention.....	58	58	15,947	58	5,339	10,608	52	3	52	52	339,900
Churches of Christ.....	4	4	368	4	154	214	2	2	2	2	4,500
Congregational Churches.....	2	2	357	2	131	226	1	1	1	1	30,000
Disciples of Christ.....	4	4	1,688	4	665	1,023	4	4	4	4	139,000
Independent churches.....	3	2	118	2	43	75	2	1	2	2	8,700
Jewish congregations.....	1	1	900	1	450	450	1	1	1	1	130,000
Latter Day Saints:											
Church of Jesus Christ of Latter Day Saints.....	1	1	294	1	140	154	1	1	1	1	500
Lutheran bodies:											
Evangelical Lutheran Synodical Conference of America.....	2	2	306	2	130	176	2	2	2	2	24,000
Methodist bodies:											
Methodist Episcopal Church.....	2	2	1,067	1	287	492	2	2	2	2	5,900
Methodist Episcopal Church, South.....	21	21	7,872	21	2,069	4,803	21	21	21	21	390,800
African Methodist Episcopal Church.....	12	12	3,376	12	1,193	2,183	12	12	12	12	130,150
African Methodist Episcopal Zion Church.....	3	3	378	3	146	232	3	3	3	3	13,800
Colored Methodist Episcopal Church.....	15	15	4,707	15	1,713	2,994	14	14	14	15	99,700
Pentecostal Holiness Church.....	2	2	92	1	22	52	1	1	1	2	3,100
Presbyterian bodies:											
Presbyterian Church in the United States of America.....	4	4	404	4	171	233	4	4	4	4	136,800
Cumberland Presbyterian Church.....	3	3	225	3	81	144	3	3	3	2	17,000
Presbyterian Church in the United States.....	11	11	3,940	11	1,523	2,417	11	11	14	11	319,450
Associate Reformed Presbyterian Church.....	1	1	108	1	67	41	1	1	1	1	12,000
Protestant Episcopal Church.....	9	9	3,173	6	556	1,107	7	1	7	5	244,375
Roman Catholic Church.....	9	9	10,160	2	759	966	9	9	9	9	385,300
All other denominations.....	11	11	438	9	133	256	4	6	4	4	19,000
MERIDEN, CONN.	25	25	21,995	22	7,454	9,151	23	1	23	23	1,204,500
Baptist bodies:											
Baptists—Northern Baptist Convention.....	4	4	1,218	4	475	743	4	4	4	4	114,000
Congregational Churches.....	2	2	1,433	2	466	967	2	2	2	2	235,000
Eastern Orthodox Churches:											
Greek Orthodox Church (Hellenic).....	1	1	150	1	120	30	1	1	1	1	7,000
Russian Orthodox Church.....	1	1	240	1	140	100	1	1	1	1	7,000
Lutheran bodies:											
General Council of the Evangelical Lutheran Church in North America.....	2	2	930	1	115	125	2	2	2	2	41,500
Evangelical Lutheran Synodical Conference of America.....	1	1	800	1	360	440	1	1	1	1	36,000
Methodist bodies:											
Methodist Episcopal Church.....	2	2	1,000	1	102	198	2	2	2	2	165,000
Protestant Episcopal Church.....	2	2	1,605	2	593	1,012	2	2	2	2	89,500
Roman Catholic Church.....	6	6	14,295	5	4,962	5,333	6	6	6	6	397,000
Universalists.....	1	1	259	1	94	165	1	1	1	1	100,000
All other denominations.....	3	3	65	3	27	38	2	1	2	2	19,500
MILWAUKEE, WIS.	213	212	201,082	186	76,460	82,491	196	11	202	194	7,296,755
Adventist bodies:											
Seventh-day Adventist Denomination.....	3	3	223	3	53	170	2	1	2	2	15,000
Assemblies of God, General Council.....	1	1	300	1	110	190	1	1	1	1	3,000
Baptist bodies:											
Baptists—Northern Baptist Convention.....	10	10	2,465	10	904	1,561	10	12	10	10	241,219
Congregational Churches.....	4	4	1,463	4	531	932	4	4	4	4	253,000
Disciples of Christ.....	2	2	360	1	100	200	2	2	2	1	20,000
Eastern Orthodox Churches:											
Greek Orthodox Church (Hellenic).....	1	1	2,500	1	2,000	500	1	1	1	1	36,000
Serbian Orthodox Church.....	1	1	3,110	1	2,300	310	1	1	1	1	29,000
Evangelical Association.....	9	9	1,395	9	567	828	9	9	9	9	126,500
German Evangelical Synod of North America.....	10	10	5,217	8	2,431	2,432	10	10	10	10	215,523
Independent churches.....	2	2	304	2	146	158	1	1	1	1	6,000
Jewish congregations.....	5	5	1,890	5	1,052	838	5	5	5	5	204,000
Lutheran bodies:											
General Council of the Evangelical Lutheran Church in North America.....	6	6	2,115	6	804	1,311	6	6	6	6	195,850
Evangelical Lutheran Synodical Conference of America.....	42	42	35,969	30	10,345	13,152	41	43	40	40	1,034,196
Norwegian Lutheran Church of America—											
Synod for the Norwegian Evangelical Lutheran Church of America.....	1	1	434	1	176	258	1	1	1	1	14,000
United Norwegian Lutheran Church in America.....	1	1	776	1	330	396	1	1	1	1	29,000
Evangelical Lutheran Joint Synod of Ohio and Other States.....	1	1	450	1	200	250	1	1	1	1	6,500
Lutheran Synod of Buffalo.....	2	2	573	2	251	322	1	1	1	1	16,000
Evangelical Lutheran Synod of Iowa and Other States.....	2	2	108	2	108	108	2	2	2	2	26,500
Methodist bodies:											
Methodist Episcopal Church.....	20	20	4,592	19	1,833	2,499	20	20	20	20	611,500
African Methodist Episcopal Church.....	1	1	149	1	25	124	1	1	1	1	20,000
New Apostolic Church.....	1	1	104	1	52	52	1	1	1	1	36,000
Polish National Catholic Church of America.....	1	1	998	1	512	486	1	1	1	1	36,000
Presbyterian bodies:											
Presbyterian Church in the United States of America.....	11	11	3,198	10	1,116	1,607	11	12	11	11	347,500
Welsh Calvinistic Methodist Church.....	1	1	265	1	133	252	1	1	1	1	42,000
Protestant Episcopal Church.....	10	10	3,601	8	984	1,535	10	11	10	10	486,280
Reformed bodies:											
Reformed Church in America.....	1	1	295	1	130	165	1	1	1	1	30,000
Reformed Church in the United States.....	2	2	435	2	183	252	2	2	2	2	52,531
Roman Catholic Church.....	44	44	126,921	42	48,430	51,491	43	1	43	43	3,188,046
Unitarians.....	1	1	212	1	81	131	1	1	1	1	25,000
All other denominations.....	17	16	860	14	264	341	7	7	7	7	35,800

GENERAL TABLES.

IN 1910, 25,000 INHABITANTS OR MORE, BY DENOMINATIONS: 1916—Continued.

DENOMINATION.	Total number of organizations.	DEBT ON CHURCH PROPERTY.		PARSONAGES.		EXPENDITURES FOR YEAR.		SUNDAY SCHOOLS CONDUCTED BY CHURCH ORGANIZATIONS.			
		Number of organizations reporting.	Amount of debt reported.	Number of organizations reporting.	Value of parsonages reported.	Number of organizations reporting.	Amount reported.	Number of organizations reporting.	Number of Sunday schools reported.	Number of officers and teachers.	Number of scholars.
MEMPHIS, TENN.	189	79	\$392,245	54	\$318,100	177	\$510,490	175	184	2,425	27,448
Baptist bodies:											
Baptists—											
Southern Baptist Convention.....	11	4	14,300	4	16,200	11	48,097	11	13	289	3,797
National Baptist Convention.....	58	30	98,138	3	12,000	56	52,415	57	60	420	4,266
Churches of Christ.....	4	1	5,500	1	6,500	3	2,827	4	4	29	238
Congregational Churches.....	2	1	5,500	1	6,500	2	5,754	2	2	19	110
Disciples of Christ.....	4	1	8,500	1	10,000	4	23,696	4	4	105	1,221
Independent churches.....	3	1	50,000			3	7,138	2	2	15	105
Jewish congregations.....	1	1				1	23,350	1	1	15	388
Latter Day Saints:											
Church of Jesus Christ of Latter Day Saints.....	1					1	72	1	1	4	24
Lutheran bodies:											
Evangelical Lutheran Synodical Conference of America....	2	1	590	1	5,000	2	4,700	2	2	14	182
Methodist bodies:											
Methodist Episcopal Church.....	2	1	2,200	2	3,300	2	3,699	2	2	31	309
Methodist Episcopal Church, South.....	21	11	71,145	14	73,500	21	105,330	21	21	582	7,066
African Methodist Episcopal Church.....	12	6	14,479	2	7,500	12	20,279	12	12	102	1,131
African Methodist Episcopal Zion Church.....	3	2	2,547			3	2,440	3	3	23	125
Colored Methodist Episcopal Church.....	15	5	14,743	4	13,250	15	27,018	14	14	163	1,662
Pentecostal Holiness Church.....	2					1	664	1	1	4	30
Presbyterian bodies:											
Presbyterian Church in the United States of America.....	4	1	10,650	3	1,200	4	7,508	4	4	42	265
Cumberland Presbyterian Church.....	3	1	2,500			2	1,610	1	1	15	166
Presbyterian Church in the United States.....	11	5	35,456	6	45,500	11	78,668	11	14	349	3,394
Associate Reformed Presbyterian Church.....	1			1	4,700	1	1,435	1	1	9	98
Protestant Episcopal Church.....	9	2	35,500	4	28,500	6	34,723	6	6	105	1,183
Roman Catholic Church.....	9	5	19,497	7	90,700	9	51,917	8	9	51	1,450
All other denominations.....	11	2	11,500	1	250	7	7,185	7	7	39	238
MERIDEN, CONN.	25	14	114,600	18	152,628	24	200,528	22	26	441	4,301
Baptist bodies:											
Baptists—Northern Baptist Convention.....	4	3	4,500	4	21,000	4	14,186	4	6	117	866
Congregational Churches.....	2			2	16,528	2	20,386	2	2	74	630
Eastern Orthodox Churches:											
Greek Orthodox Church (Hellenic).....	1					1	379				
Russian Orthodox Church.....	1	1	3,400			1	1,868				
Lutheran bodies:											
General Council of the Evangelical Lutheran Church in North America.....	2	1	1,300	1	3,500	2	8,283	2	3	44	276
Evangelical Lutheran Synodical Conference of America....	1	1	4,500	1	5,000	1	6,000	1	1	12	200
Methodist bodies:											
Methodist Episcopal Church.....	2			2	21,000	2	15,015	2	2	75	829
Protestant Episcopal Church.....	2			2	7,500	2	12,911	2	2	62	369
Roman Catholic Church.....	6	6	91,900	5	70,100	5	110,924	5	6	49	962
Universalists.....	1			1	8,000	1	7,225	1	1	10	136
All other denominations.....	3	2	9,000			3	3,351	3	3	8	33
MILWAUKEE, WIS.	213	130	1,407,485	126	833,831	201	1,273,016	174	196	3,058	43,764
Adventist bodies:											
Seventh-day Adventist Denomination.....	3					2	8,486	3	5	42	216
Assemblies of God, General Council.....	1	1	1,000			1	3,410	1	1	16	180
Baptist bodies:											
Baptists—Northern Baptist Convention.....	10	2	18,869	4	24,000	10	40,018	10	11	239	1,945
Congregational Churches.....	4	4	28,000	2	12,000	4	49,620	4	4	108	879
Disciples of Christ.....	2					1	3,028	2	2	35	299
Eastern Orthodox Churches:											
Greek Orthodox Church (Hellenic).....	1	1	11,500			1	6,553				
Serbian Orthodox Church.....	1					1	3,230	1	1	1	50
Evangelical Association.....	9	1	275	7	26,750	9	17,668	8	9	167	1,860
German Evangelical Synod of North America.....	10	10	69,086	8	37,500	10	35,627	10	13	273	2,932
Independent churches.....	2					2	3,268	1	1	28	350
Jewish congregations.....	5	5	29,500			4	35,830	2	2	11	164
Lutheran bodies:											
General Council of the Evangelical Lutheran Church in North America.....	6	6	80,700	3	11,500	6	29,640	6	6	171	1,682
Evangelical Lutheran Synodical Conference of America....	42	29	219,200	34	145,000	38	212,354	27	31	334	5,242
Norwegian Lutheran Church of America—Synod for the Norwegian Evangelical Lutheran Church of America.....	1	1	3,486			1	3,255	1	1	32	541
United Norwegian Lutheran Church in America.....	1	1	3,700	1	3,000	1	3,695	1	2	31	236
Evangelical Lutheran Joint Synod of Ohio and Other States.....	1	1	4,000			1	2,312	1	1	21	275
Lutheran Synod of Buffalo.....	2			1	4,000	2	3,504	2	2	30	141
Evangelical Lutheran Synod of Iowa and Other States.....	2	1	5,200	1	7,000	2	600	1	1	3	20
Methodist bodies:											
Methodist Episcopal Church.....	20	9	26,100	14	84,700	20	61,044	20	21	494	4,350
African Methodist Episcopal Church.....	1	1	200	1	10,000	1	1,340	1	1	15	75
New Apostolic Church.....	1										
Polish National Catholic Church of America.....	1	1	26,000			1	4,085	1	1	1	216
Presbyterian bodies:											
Presbyterian Church in the United States of America.....	11	7	27,100	3	10,500	11	66,998	11	13	314	2,701
Welsh Calvinistic Methodist Church.....	1					1	2,929	1	1	11	64
Protestant Episcopal Church.....	10	7	37,450	5	42,250	10	66,749	10	12	188	1,419
Reformed bodies:											
Reformed Church in America.....	1	1	3,500	1	5,000	1	4,400	1	1	21	200
Reformed Church in the United States.....	2	2	14,350	1	7,200	2	11,470	2	2	46	454
Roman Catholic Church.....	44	34	787,519	37	386,631	44	500,694	36	41	344	16,702
Unitarians.....	1			1	12,000	1	5,964	1	1	6	42
All other denominations.....	17	5	10,750	2	4,800	13	25,245	9	9	76	549

RELIGIOUS BODIES.

TABLE 66.—STATISTICS OF RELIGIOUS BODIES IN EACH CITY HAVING,

DENOMINATION.	Total number of organizations.	MEMBERS.					PLACES OF WORSHIP.			VALUE OF CHURCH PROPERTY.	
		Number of organizations reporting.	Total number reported.	Sex.		Number of organizations reporting—		Number of church edifices reported.	Number of organizations reporting.	Value reported.	
				Number of organizations reporting.	Male.	Female.	Church edifices.				Halls, etc.
MINNEAPOLIS, MINN.	253	253	122,259	209	39,885	49,627	226	17	238	228	\$7,998,477
Adventist bodies:											
Advent Christian Church	1	1	130				1		1	1	22,000
Seventh-day Adventist Denomination	2	2	400	2	86	314	2		2	2	38,000
Baptist bodies:											
Baptists—Northern Baptist Convention	18	18	8,016	14	2,614	4,380	18		22	18	694,525
Congregational Churches	20	20	6,327	20	2,313	4,014	20		20	20	771,000
Disciples of Christ	6	6	1,049	6	360	689	3	2	3	4	48,000
Eastern Orthodox Churches:											
Greek Orthodox Church (Hellenic)	1	1	100	1	100		1		1	1	12,000
Russian Orthodox Church	1	1	2,714	1	1,342	1,372	1		1	1	90,000
Evangelical Association	1	1	238	1	100	138	1		1	1	25,000
Evangelistic associations:											
Apostolic Faith Movement	1	1	106	1	71	35	1		1	1	10,000
Friends:											
Society of Friends (Orthodox)	1	1	225	1	109	116	1		1	1	15,000
German Evangelical Synod of North America	1	1	300				1		1	1	16,000
Jewish congregations	3	3	2,200	3	1,375	825	3		3	2	120,000
Latter Day Saints:											
Church of Jesus Christ of Latter Day Saints	1	1	109	1	43	66		1		1	1,000
Reorganized Church of Jesus Christ of Latter Day Saints	1	1	129	1	43	86	1		1	1	2,200
Lutheran bodies:											
General Council of the Evangelical Lutheran Church in North America	20	20	7,841	16	2,265	2,911	20		20	20	429,425
Evangelical Lutheran Synodical Conference of America	7	7	2,687	5	623	716	7		7	7	106,000
Norwegian Lutheran Church of America—											
Hauge's Norwegian Evangelical Lutheran Synod	2	2	329	2	140	189	2		2	2	12,500
Synod for the Norwegian Evangelical Lutheran Church of America	10	10	2,859	9	1,075	1,599	9	1	10	9	186,510
United Norwegian Lutheran Church in America	6	6	2,092	5	807	703	6		6	6	91,490
Evangelical Lutheran Synod of Iowa and Other States	4	4	1,050	3	427	547	4		4	4	44,600
Lutheran Free Church (Norwegian)	9	9	1,604	9	713	891	9		11	9	107,700
Apostolic Lutheran Church (Finnish)	1	1	188	1	78	110	1		1	1	2,500
Methodist bodies:											
Methodist Episcopal Church	30	30	9,778	24	2,171	3,516	30		31	30	1,242,200
African Methodist Episcopal Church	2	2	481	2	183	298	1		1	2	21,000
Polish National Catholic Church of America	1	1	870	1	520	350	1		1	1	16,500
Presbyterian bodies:											
Presbyterian Church in the United States of America	18	18	7,205	18	2,758	4,447	18		21	18	807,700
Welsh Calvinistic Methodist Church	1	1	267	1	125	142	1		1	1	30,000
Protestant Episcopal Church	17	17	5,183	9	1,347	1,873	17		17	17	562,600
Roman Catholic Church	28	28	51,776	19	15,731	16,345	25	2	26	24	1,794,500
Salvation Army	5	5	489	5	278	211					
Scandinavian Evangelical bodies:											
Swedish Evangelical Mission Covenant of America	6	6	1,984	5	709	895	6		6	6	177,927
Swedish Evangelical Free Church	2	2	525	2	195	330	2		2	2	45,500
Spiritualists:											
Spiritualists (National Spiritualists' Association)	3	3	353	3	145	208	1	1	1	1	20,000
Theosophical societies:											
Theosophical Society, American Section	4	4	153					4			
Unitarians	1	1	600	1	375	225	1		1	1	150,000
United Brethren bodies:											
Church of the United Brethren in Christ	1	1	176	1	72	104	1		1	1	18,800
Universalists	2	2	969	2	337	632	2		2	2	230,000
All other denominations	15	15	687	14	255	350	8	6	8	8	36,300
MOBILE, ALA.	83	83	32,616	76	10,838	16,579	76	5	76	75	1,682,840
Baptist bodies:											
Baptists—											
Southern Baptist Convention	6	6	1,964	5	880	1,001	6		6	6	210,300
National Baptist Convention	19	19	4,826	19	1,755	3,071	19		19	19	64,380
Congregational Churches	1	1	160	1	43	117	1		1	1	3,000
Disciples of Christ	1	1	238	1	82	156	1		1	1	25,000
Jewish congregations	2	2	850	2	380	470	2		2	2	82,000
Lutheran bodies:											
Evangelical Lutheran Synodical Conference of America	1	1	325	1	86	239	1		1	1	6,000
Methodist bodies:											
Methodist Episcopal Church	3	3	566	1	126	360	3		3	3	10,000
Methodist Episcopal Church, South	7	7	2,647	7	1,105	1,542	7		7	7	181,000
African Methodist Episcopal Church	3	3	1,095	3	394	701	3		3	3	17,500
African Methodist Episcopal Zion Church	7	7	3,076	7	1,202	1,874	7		7	7	106,900
Colored Methodist Episcopal Church	2	2	263	2	123	140	2		2	2	6,300
Presbyterian bodies:											
Presbyterian Church in the United States	5	5	1,611	5	550	1,061	5		5	5	165,150
Protestant Episcopal Church	6	6	2,418	6	878	1,540	6		6	6	148,200
Roman Catholic Church	12	12	12,233	8	3,087	4,110	10		10	9	656,500
All other denominations	8	8	344	8	147	197	3	5	3	3	610
MONTGOMERY, ALA.	84	84	27,905	73	9,232	15,174	78	4	83	77	971,325
Adventist bodies:											
Seventh-day Adventist Denomination	2	2	49	2	14	35	2		2	2	2,900
Baptist bodies:											
Baptists—											
Southern Baptist Convention	6	6	2,614	3	349	631	6		6	6	235,000
National Baptist Convention	26	26	9,469	26	3,485	5,984	25		25	26	139,725
Congregational Churches	1	1	157	1	50	107	1		1	1	2,500
Disciples of Christ	3	3	420	2	83	167	3		3	3	7,700
Latter Day Saints:											
Church of Jesus Christ of Latter Day Saints	1	1	366	1	178	188	1		1	1	1,000

GENERAL TABLES.

441

IN 1910, 25,000 INHABITANTS OR MORE, BY DENOMINATIONS: 1916—Continued.

DENOMINATION.	Total number of organizations.	DEBT ON CHURCH PROPERTY.		PARSONAGES.		EXPENDITURES FOR YEAR.		SUNDAY SCHOOLS CONDUCTED BY CHURCH ORGANIZATIONS.			
		Number of organizations reporting.	Amount of debt reported.	Number of organizations reporting.	Value of parsonages reported.	Number of organizations reporting.	Amount reported.	Number of organizations reporting.	Number of Sunday schools reported.	Number of officers and teachers.	Number of scholars.
MINNEAPOLIS, MINN.	253	126	\$1,111,932	88	\$515,000	235	\$1,457,868	223	247	4,749	53,875
Adventist bodies:											
Advent Christian Church.....	1			1	3,000	1	14,000	1	1	12	100
Seventh-day Adventist Denomination.....	2	1	9,382			2	10,484	2	2	55	299
Baptist bodies:											
Baptists—Northern Baptist Convention.....	18	6	71,565	2	8,000	18	184,870	18	25	534	6,063
Congregational Churches.....	20	12	23,682	2	8,500	20	132,632	20	20	572	5,359
Disciples of Christ.....	6	2	3,000			6	16,842	6	6	102	958
Eastern Orthodox Churches:											
Greek Orthodox Church (Hellenic).....	1					1	4,100				
Russian Orthodox Church.....	1	1	4,050	1	5,000	1	10,520	1	1	2	173
Evangelical Association.....	1	1	1,200	1	4,000	1	2,850	1	1	7	260
Evangelistic associations:											
Apostolic Faith Movement.....	1	1	4,000	1	3,000	1	4,090	1	1	6	75
Friends:											
Society of Friends (Orthodox).....	1					1	3,369	1	1	13	192
German Evangelical Synod of North America.....	1			1	2,000	1	2,200	1	1	12	100
Jewish congregations.....	3	2	27,000			3	18,000	2	2	17	504
Latter Day Saints:											
Church of Jesus Christ of Latter Day Saints.....	1					1	717	1	1	5	40
Reorganized Church of Jesus Christ of Latter Day Saints.....	1	1	53			1	516	1	1	12	65
Lutheran bodies:											
General Council of the Evangelical Lutheran Church in North America.....	20	14	95,120	8	26,500	20	103,078	20	23	595	5,474
Evangelical Lutheran Synodical Conference of America.....	7	6	27,500	5	33,500	7	29,919	3	4	36	452
Norwegian Lutheran Church of America—											
Hauge's Norwegian Evangelical Lutheran Synod.....	2	1	900	1	1,500	1	2,300	2	2	26	290
Synod for the Norwegian Evangelical Lutheran Church of America.....	10	8	69,125	5	23,500	10	24,536	10	13	200	1,554
United Norwegian Lutheran Church in America.....	6	4	20,750	4	14,200	6	26,518	6	6	138	1,230
Evangelical Lutheran Synod of Iowa and Other States.....	4	1	5,000	2	6,800	4	8,785	4	5	54	511
Lutheran Free Church (Norwegian).....	9			2	5,500	8	28,296	9	11	196	1,763
Apostolic Lutheran Church (Finnish).....	1					1	138	1	1	5	65
Methodist bodies:											
Methodist Episcopal Church.....	30	16	124,750	11	39,500	30	156,996	29	30	707	9,824
African Methodist Episcopal Church.....	2	2	2,300	1	5,000	2	2,460	2	2	27	138
Polish National Catholic Church of America.....	1	1	3,000			1	14,700	1	1	1	100
Presbyterian bodies:											
Presbyterian Church in the United States of America.....	18	8	23,550	4	18,000	18	160,033	18	22	576	6,990
Welsh Calvinistic Methodist Church.....	1	1	600			1	2,850	1	1	18	115
Protestant Episcopal Church.....	17	11	32,905	8	61,400	17	101,943	16	17	207	1,684
Roman Catholic Church.....	28	13	509,650	21	217,100	19	282,053	16	16	170	5,533
Salvation Army.....	5					5	11,509	5	5	46	290
Scandinavian Evangelical bodies:											
Swedish Evangelical Mission Covenant of America.....	6	4	16,400	3	17,000	6	30,712	6	7	226	2,118
Swedish Evangelical Free Church.....	2	2	6,000	1	2,500	2	12,167	2	2	50	551
Spiritualists:											
Spiritualists (National Spiritualists' Association).....	3	1	7,000			2	4,469	2	2	10	72
Theosophical societies:											
Theosophical Society, American Section.....	4						6,200	1	1	8	80
Unitarians.....	1					1		1	1		
United Brethren bodies:											
Church of the United Brethren in Christ.....	1	1	7,500			1	2,692	1	1	14	191
Universalists.....	2	1	8,500			2	27,973	2	2	43	338
All other denominations.....	15	4	7,450	3	9,500	13	12,351	10	10	47	324
MOBILE, ALA.	83	40	277,570	35	233,400	76	211,433	80	85	1,045	13,124
Baptist bodies:											
Baptists—											
Southern Baptist Convention.....	6	4	78,750	4	21,500	6	29,749	6	6	181	1,435
National Baptist Convention.....	19	16	9,571	1	2,000	19	13,222	19	19	116	1,866
Congregational Churches.....	1			1	1,700	1	610	1	1	5	70
Disciples of Christ.....	1	1	5,000			1	2,450	1	1	20	128
Jewish congregations.....	2	2	34,000			2	35,000	1	1	8	100
Lutheran bodies:											
Evangelical Lutheran Synodical Conference of America.....	1			1	3,000	1	2,771	1	1	15	140
Methodist bodies:											
Methodist Episcopal Church.....	3	1	80	2	1,700	3	3,336	3	3	14	254
Methodist Episcopal Church, South.....	7	3	35,290	4	45,500	7	24,556	7	8	155	2,250
African Methodist Episcopal Church.....	3	3	6,170	3	5,500	3	5,611	3	3	40	625
African Methodist Episcopal Zion Church.....	7	3	19,300	5	15,500	7	15,621	7	7	119	1,225
Colored Methodist Episcopal Church.....	2	1	1,569	1	1,000	2	1,829	2	2	14	180
Presbyterian bodies:											
Presbyterian Church in the United States.....	5	1	25,000	2	12,000	5	25,025	5	5	113	1,483
Protestant Episcopal Church.....	6	2	38,000	4	27,500	5	27,058	6	6	91	1,024
Roman Catholic Church.....	12	2	24,700	7	96,500	7	18,456	10	12	107	1,994
All other denominations.....	8	1	140			7	6,139	8	10	47	350
MONTGOMERY, ALA.	84	30	54,942	21	144,200	76	157,387	79	86	1,006	12,222
Adventist bodies:											
Seventh-day Adventist Denomination.....	2	2	850			2	277	2	2	9	50
Baptist bodies:											
Baptists—											
Southern Baptist Convention.....	6	2	17,500	1	7,500	6	20,958	6	8	185	1,922
National Baptist Convention.....	26	7	9,250	1	2,000	25	13,602	26	26	157	2,212
Congregational Churches.....	3			1	1,500	1	1,095	1	1	6	75
Disciples of Christ.....	1	1	1,200			2	4,000	3	3	27	320
Latter Day Saints:											
Church of Jesus Christ of Latter Day Saints.....	1					1	135	1	1	3	10

TABLE 66.—STATISTICS OF RELIGIOUS BODIES IN EACH CITY HAVING,

DENOMINATION.	MEMBERS.						PLACES OF WORSHIP.			VALUE OF CHURCH PROPERTY.	
	Total number of organizations.	Number of organizations reporting.	Total number reported.	Sex.		Number of organizations reporting—		Number of church edifices reported.	Number of organizations reporting.	Value reported.	
				Number of organizations reporting.	Male.	Female.	Church edifices.				Halls, etc.
MONTGOMERY, ALA.—Continued.											
Methodist bodies:											
Methodist Episcopal Church	1	1	118				1	1	1	\$3,500	
Methodist Protestant Church	1	1	125	1	45	80	1	1	1	20,000	
Methodist Episcopal Church, South	8	8	4,060	8	1,742	2,328	8	8	8	168,500	
African Methodist Episcopal Church	6	6	1,846	6	633	1,213	6	6	6	69,100	
African Methodist Episcopal Zion Church	11	11	3,572	11	1,174	2,398	11	11	11	102,000	
Colored Methodist Episcopal Church	2	2	174	2	60	114	2	2	2	8,400	
Presbyterian bodies:											
Presbyterian Church in the United States	3	3	1,878	2	612	842	3	6	3	114,000	
Protestant Episcopal Church	5	5	1,137	3	339	550	5	7	5	57,000	
Roman Catholic Church	3	3	1,806	1	431	486	3	3	1	40,000	
All other denominations	5	5	114	4	37	51		4			
MOUNT VERNON, N. Y.	34	34	14,291	30	4,788	5,827	29	4	29	983,200	
Baptist bodies:											
Baptists—											
Northern Baptist Convention	3	3	1,033	3	399	634	3	3	3	101,000	
National Baptist Convention	1	1	165	1	45	120	1	1	1	7,500	
Congregational Churches	2	2	468	2	177	291	2	2	2	55,500	
German Evangelical Synod of North America	1	1	147	1	50	97	1	1	1	8,000	
Jewish congregations	2	2	160	2	105	55	1	1	1	25,000	
Lutheran bodies:											
General Council of the Evangelical Lutheran Church in North America	3	3	742	3	305	437	3	3	3	48,200	
Evangelical Lutheran Synodical Conference of America	1	1	135	1	60	75	1	1	1	18,000	
Methodist bodies:											
Methodist Episcopal Church	4	4	2,219	3	325	394	4	4	4	198,500	
African Methodist Episcopal Zion Church	1	1	196	1	49	147	1	1	1	9,000	
Presbyterian bodies:											
Presbyterian Church in the United States of America	1	1	853	1	347	506	1	1	1	63,000	
Protestant Episcopal Church	4	4	1,916	3	458	594	3	3	3	142,500	
Reformed bodies:											
Reformed Church in America	1	1	450	1	125	325	1	1	1	45,000	
Roman Catholic Church	5	5	5,550	4	2,260	1,990	5	5	5	220,000	
Salvation Army	1	1	124	1	51	73	1	1	1	12,000	
Universalists	1	1	69	1	16	53	1	1	1	30,000	
All other denominations	3	3	64	2	16	36		2			
MUSKOGEE, OKLA.	44	44	10,755	40	4,051	6,113	37	4	38	443,644	
Adventist bodies:											
Seventh-day Adventist Denomination	2	2	71	2	20	51	1	1	1	1,350	
Baptist bodies:											
Baptists—											
Southern Baptist Convention	3	3	1,221	3	490	731	3	3	3	66,800	
National Baptist Convention	14	14	3,603	14	1,463	2,140	13	13	13	96,250	
Congregational Churches	1	1	65	1	29	36	1	1	1	15,000	
Disciples of Christ	1	1	100	1	49	51	1	1	1	4,000	
Jewish congregations	1	1	150	1	60	90	1	1	1	9,000	
Lutheran bodies:											
Evangelical Lutheran Synodical Conference of America	1	1	43	1	22	21	1	1	1	2,000	
Methodist bodies:											
Methodist Episcopal Church	3	3	585				3	3	3	44,500	
Methodist Episcopal Church, South	2	2	1,428	2	508	920	2	2	2	68,500	
African Methodist Episcopal Church	2	2	431	2	111	320	2	2	2	10,500	
Colored Methodist Episcopal Church	2	2	490	2	192	298	2	2	2	20,244	
Presbyterian bodies:											
Presbyterian Church in the United States of America	4	4	1,113	3	457	650	3	4	3	39,500	
Cumberland Presbyterian Church	1	1	65	1	35	30	1	1	1	2,000	
Protestant Episcopal Church	2	2	354	2	134	220	1	1	1	38,000	
Roman Catholic Church	1	1	900	1	425	475	1	1	1	25,000	
Salvation Army	1	1	42	1	18	24					
All other denominations	3	3	94	3	38	56	1	2	1	1,000	
NASHUA, N. H.	18	18	18,389	14	6,158	6,672	17	1	17	782,000	
Baptist bodies:											
Baptists—											
Northern Baptist Convention	2	2	757	1	40	75	2	2	1	35,000	
National Baptist Convention	2	2	848	2	256	592	2	2	2	185,500	
Congregational Churches	1	1	124	1	51	73	1	1	1	15,000	
Eastern Orthodox Churches:											
Greek Orthodox Church (Hellenic)	1	1	250	1	200	50	1	1	1	18,000	
Methodist bodies:											
Methodist Episcopal Church	2	2	782	2	263	519	2	2	2	52,000	
Protestant Episcopal Church	1	1	389				1	1	1	15,000	
Roman Catholic Church	6	6	15,089	4	5,270	5,271	6	6	6	391,000	
Unitarians	1	1	73	1	25	48	1	1	1	15,000	
Universalists	1	1	161	1	60	101	1	1	1	65,000	
All other denominations	2	2	60	2	44	16	1	1	1	5,500	
NASHVILLE, TENN.	213	213	60,506	183	20,282	29,910	196	14	197	2,854,992	
Adventist bodies:											
Seventh-day Adventist Denomination	2	2	280	2	105	175	2	2	2	9,500	
Baptist bodies:											
Baptists—											
Southern Baptist Convention	19	19	5,814	15	1,659	2,742	19	19	19	386,400	
National Baptist Convention	44	44	14,146	44	5,487	8,659	43	43	43	293,032	
Primitive Baptists	2	2	140	2	57	83	1	1	2	2,700	
Churches of Christ	29	29	3,946	29	1,636	2,310	24	5	24	133,650	

GENERAL TABLES.

IN 1910, 25,000 INHABITANTS OR MORE, BY DENOMINATIONS: 1916—Continued.

DENOMINATION.	Total number of organizations.	DEBT ON CHURCH PROPERTY.		PARSONAGES.		EXPENDITURES FOR YEAR.		SUNDAY SCHOOLS CONDUCTED BY CHURCH ORGANIZATIONS.			
		Number of organizations reporting.	Amount of debt reported.	Number of organizations reporting.	Value of parsonages reported.	Number of organizations reporting.	Amount reported.	Number of organizations reporting.	Number of Sunday schools reported.	Number of officers and teachers.	Number of scholars.
MONTGOMERY, ALA.—Continued.											
Methodist bodies:											
Methodist Episcopal Church.....	1	1	\$990	1		1	\$400	1	1	6	42
Methodist Protestant Church.....	1			1	\$7,500	1	2,075	1	1	6	60
Methodist Episcopal Church, South.....	8	1	800	5	45,000	8	36,102	7	8	174	2,354
African Methodist Episcopal Church.....	6	5	6,795	2	15,800	6	7,565	6	6	63	934
African Methodist Episcopal Zion Church.....	11	6	3,227	5	28,400	10	14,451	11	11	142	1,239
Colored Methodist Episcopal Church.....	2	1	600			2	1,452	2	2	9	78
Presbyterian bodies:											
Presbyterian Church in the United States.....	3	2	10,030	2	21,000	3	27,478	3	7	134	1,356
Protestant Episcopal Church.....	5	2	3,700	2	13,000	5	18,252	5	5	57	543
Roman Catholic Church.....	3			1	2,500	1	4,121	2	2	18	267
All other denominations.....	5					2	5,424	2	2	10	260
MOUNT VERNON, N. Y.....	34	23	225,320	13	107,000	31	219,454	33	35	638	7,518
Baptist bodies:											
Baptists—											
Northern Baptist Convention.....	3	3	8,600	1	12,000	3	18,109	3	4	69	747
National Baptist Convention.....	1	1	2,800			1	1,448	1	1	9	60
Congregational Churches.....	2	2	14,940			2	11,055	2	2	28	294
German Evangelical Synod of North America.....	1	1	600			1	1,420	1	1	8	56
Jewish congregations.....	2	1	10,000			2	10,000	2	2	10	200
Lutheran bodies:											
General Council of the Evangelical Lutheran Church in North America.....	3	2	7,900	2	15,000	3	7,720	3	3	67	554
Evangelical Lutheran Synodical Conference of America.....	1	1	2,000			1	1,643	1	1	10	55
Methodist bodies:											
Methodist Episcopal Church.....	4	3	30,280	2	30,000	4	53,347	4	4	166	2,285
African Methodist Episcopal Zion Church.....	1	1	3,500			1	4,178	1	1	9	90
Presbyterian bodies:											
Presbyterian Church in the United States of America.....	1					1	16,786	1	1	42	533
Protestant Episcopal Church.....	4	1	8,500	3	15,500	4	31,942	4	4	69	766
Reformed bodies:											
Reformed Church in America.....	1	1	4,500	1	7,500	1	8,316	1	2	34	344
Roman Catholic Church.....	5	4	115,700	4	27,000	4	41,705	5	5	84	1,332
Salvation Army.....	1	1	6,000			1	3,291	1	1	10	74
Universalists.....	1	1	10,000			1	2,300	1	1	9	66
All other denominations.....	3					1	1,194	2	2	14	62
MUSKOGEE, OKLA.....	44	20	59,898	13	55,800	41	102,240	42	45	507	6,583
Adventist bodies:											
Seventh-day Adventist Denomination.....	2					2	1,018	2	2	17	89
Baptist bodies:											
Baptists—											
Southern Baptist Convention.....	3	3	20,800	1	4,000	3	25,847	3	3	84	1,691
National Baptist Convention.....	14	6	11,400	1	10,000	14	14,079	14	14	117	1,207
Congregational Churches.....	1	1	3,500			1	1,300	1	1	7	27
Disciples of Christ.....	1	1	1,350			1	1,077	1	1	4	40
Jewish congregations.....	1	1	3,200			1	1,200	1	1	6	35
Lutheran bodies:											
Evangelical Lutheran Synodical Conference of America.....	1	1	630	1	1,800	1	275	1	1	1	12
Methodist bodies:											
Methodist Episcopal Church.....	3	3	16,000	2	9,000	3	5,614	3	3	48	533
Methodist Episcopal Church, South.....	2			2	7,500	2	17,492	2	2	70	1,200
African Methodist Episcopal Church.....	2	2	643	1	800	1	900	2	2	24	169
Colored Methodist Episcopal Church.....	2	1	150	1	700	2	3,968	2	2	21	187
Presbyterian bodies:											
Presbyterian Church in the United States of America.....	4			2	9,500	3	14,123	3	6	68	912
Cumberland Presbyterian Church.....	1			1	2,500	1	685	1	1	10	125
Protestant Episcopal Church.....	2	1	2,225			2	4,537	2	2	14	172
Roman Catholic Church.....	1			1	10,000	1	7,533				
Salvation Army.....	1					1	1,717	1	1	6	110
All other denominations.....	3					2	875	3	3	10	74
NASHUA, N. H.....	18	7	97,825	14	125,000	18	137,191	16	16	322	5,171
Baptist bodies:											
Baptists—Northern Baptist Convention.....	2			1	3,000	2	7,587	2	2	65	807
Congregational Churches.....	2			2	14,500	2	23,202	2	2	76	910
Eastern Orthodox Churches:											
Greek Orthodox Church (Hellenic).....	1	1	8,000			1	6,000				
Methodist bodies:											
Methodist Episcopal Church.....	2			2	8,000	2	7,174	2	2	68	824
Protestant Episcopal Church.....	1			1	12,500	1	5,605	1	1	17	135
Roman Catholic Church.....	6	5	88,425	6	77,000	6	71,283	5	5	55	2,249
Unitarians.....	1			1	5,000	1	3,058	1	1	13	62
Universalists.....	1			1	5,000	1	4,500	1	1	20	138
All other denominations.....	2	1	1,400			2	8,782	2	2	8	46
NASHVILLE, TENN.....	213	86	175,416	44	180,779	190	509,405	202	211	3,014	35,460
Adventist bodies:											
Seventh-day Adventist Denomination.....	2	1	400			2	9,907	2	4	42	386
Baptist bodies:											
Baptists—											
Southern Baptist Convention.....	19	7	13,237	2	9,000	19	94,431	19	19	463	4,644
National Baptist Convention.....	44	15	16,401	1	400	42	50,993	44	44	451	5,254
Primitive Baptists.....	2	1	400			1	285				
Churches of Christ.....	29	22	8,761			14	21,552	26	28	210	3,102

RELIGIOUS BODIES.

TABLE 66.—STATISTICS OF RELIGIOUS BODIES IN EACH CITY HAVING,

DENOMINATION.	Total number of organizations.	MEMBERS.					PLACES OF WORSHIP.			VALUE OF CHURCH PROPERTY.	
		Number of organizations reporting.	Total number reported.	Sex.		Number of organizations reporting—		Number of church edifices reported.	Number of organizations reporting.	Value reported.	
				Number of organizations reporting.	Male.	Female.	Church edifices.				Halls, etc.
NASHVILLE, TENN.—Continued.											
Churches of the Living God:											
Church of the Living God, Christian Workers for Fellowship.	1	1	500	1	200	300	1	1	1	\$7,000	
Congregational Churches.....	2	2	616	2	293	323	1	1	1	13,000	
Disciples of Christ.....	7	7	2,070	6	700	1,220	6	6	6	88,600	
Jewish congregations.....	1	1	350	1	290	60	1	1	1	45,000	
Lutheran bodies:											
General Synod of the Evangelical Lutheran Church in the United States of America.....	2	2	493	2	196	297	2	2	2	48,000	
Methodist bodies:											
Methodist Episcopal Church.....	7	7	1,245	6	282	535	7	7	7	48,150	
Methodist Episcopal Church, South.....	27	27	11,216	27	4,729	6,487	27	27	27	587,160	
African Methodist Episcopal Church.....	12	12	3,908	12	1,446	2,462	12	12	12	155,200	
African Methodist Episcopal Zion Church.....	2	2	100	2	34	66	1	1	2	4,000	
Colored Methodist Episcopal Church.....	4	4	642	4	202	440	4	4	4	49,800	
Pentecostal Church of the Nazarene.....	2	2	400	2	274	126	2	2	2	39,000	
Presbyterian bodies:											
Presbyterian Church in the United States of America.....	5	5	1,064	1	120	222	5	5	5	68,500	
Cumberland Presbyterian Church.....	8	8	929	5	271	463	8	8	8	71,500	
Presbyterian Church in the United States.....	13	13	4,133	9	1,456	2,209	13	13	13	330,000	
Protestant Episcopal Church.....	6	6	1,789	2	163	195	6	6	6	214,000	
Reformed Church:											
Reformed Church in the United States.....	1	1	122	1	1	1	1	1	1	2,500	
Roman Catholic Church.....	7	7	5,845	2	407	538	7	7	7	251,500	
Volunteers of America.....	2	2	525	2	517	8	1	1	1	8,000	
All other denominations.....	8	8	233	7	82	116	3	5	3	6,800	
NEW BEDFORD, MASS.....	67	67	62,120	57	22,339	26,232	63	4	63	1,855,775	
Adventist bodies:											
Advent Christian Church.....	1	1	100	1	28	72	1	1	1	8,000	
Baptist bodies:											
Baptists—Northern Baptist Convention.....	6	6	1,252	6	423	829	6	6	6	94,325	
Brethren, Plymouth:											
Brethren, Plymouth, II.....	1	1	150	1	50	100	1	1	1	10,000	
Christian Church (American Christian Convention).....	1	1	408	1	128	280	1	1	1	100,000	
Congregational Churches.....	3	3	845	3	231	614	3	3	3	161,000	
Eastern Orthodox Churches:											
Greek Orthodox Church (Hellenic).....	1	1	800	1	550	250	1	1	1	5,000	
Friends:											
Society of Friends (Orthodox).....	1	1	163	1	78	85	1	1	1	30,000	
Jewish congregations.....	6	6	390	4	240	35	3	3	3	30,000	
Lutheran bodies:											
General Council of the Evangelical Lutheran Church in North America.....	1	1	95	1	26	69	1	1	1	5,500	
Methodist bodies:											
Methodist Episcopal Church.....	8	8	1,294	7	362	784	8	8	8	115,000	
Primitive Methodist Church in the United States of America.....	2	2	270	2	104	166	2	2	2	20,000	
African Methodist Episcopal Church.....	1	1	157	1	37	120	1	1	1	20,000	
African Methodist Episcopal Zion Church.....	1	1	91	1	15	76	1	1	1	15,000	
Old Catholic Churches in America:											
Old Roman Catholic Church.....	1	1	150	1	70	80	1	1	1	5,000	
Presbyterian bodies:											
Presbyterian Church in the United States of America.....	1	1	400	1	125	275	1	1	1	40,000	
Protestant Episcopal Church.....	4	4	2,688	2	550	974	4	4	4	157,500	
Roman Catholic Church.....	17	17	52,007	13	19,115	21,122	17	17	16	926,500	
Salvation Army.....	1	1	75	1	34	41	1	1	1	9,400	
Unitarians.....	1	1	252	1	1	1	1	1	1	75,000	
All other denominations.....	9	9	433	9	173	260	9	9	8	38,550	
NEW BRITAIN, CONN.....	28	28	33,577	27	16,827	15,430	25	3	25	1,550,500	
Adventist bodies:											
Life and Advent Union.....	1	1	64	1	25	39	1	1	1	11,000	
Baptist bodies:											
Baptists—Northern Baptist Convention.....	3	3	759	3	279	480	3	3	3	136,000	
Congregational Churches.....	4	4	3,263	4	1,570	1,693	4	4	4	410,000	
Eastern Orthodox Churches:											
Greek Orthodox Church (Hellenic).....	1	1	200	1	165	35	1	1	1	3,000	
Russian Orthodox Church.....	1	1	435	1	310	125	1	1	1	25,000	
Lutheran bodies:											
General Council of the Evangelical Lutheran Church in North America.....	3	3	2,841	2	704	817	2	1	2	134,000	
Evangelical Lutheran Synodical Conference of America.....	1	1	760	1	410	350	1	1	1	35,000	
Methodist bodies:											
Methodist Episcopal Church.....	1	1	754	1	300	454	1	1	1	100,000	
African Methodist Episcopal Zion Church.....	1	1	50	1	17	33	1	1	1	7,000	
Protestant Episcopal Church.....	1	1	952	1	438	514	1	1	1	135,000	
Roman Catholic Church.....	9	9	23,387	9	12,557	10,830	8	1	8	548,500	
Salvation Army.....	1	1	48	1	21	27	1	1	1	8,000	
Universalists.....	1	1	64	1	31	33	1	1	1	15,000	
NEW CASTLE, PA.....	59	59	29,644	48	13,578	13,319	54	5	54	1,195,950	
Baptist bodies:											
Baptists—Northern Baptist Convention.....	4	4	1,142	4	454	688	3	1	3	108,500	
National Baptist Convention.....	2	2	217	2	88	129	2	2	2	3,000	
Christian and Missionary Alliance.....	1	1	90	1	34	56	1	1	1	15,000	
Congregational Churches.....	1	1	177	1	77	100	1	1	1	15,000	

IN 1910, 25,000 INHABITANTS OR MORE, BY DENOMINATIONS: 1916—Continued.

DENOMINATION.	Total number of organizations.	DEBT ON CHURCH PROPERTY.		PARSONAGES.		EXPENDITURES FOR YEAR.		SUNDAY SCHOOLS CONDUCTED BY CHURCH ORGANIZATIONS.			
		Number of organizations reporting.	Amount of debt reported.	Number of organizations reporting.	Value of parsonages reported.	Number of organizations reporting.	Amount reported.	Number of organizations reporting.	Number of Sunday schools reported.	Number of officers and teachers.	Number of scholars.
NASHVILLE, TENN.—Continued.											
Churches of the Living God:											
Church of the Living God, Christian Workers for Fellowship.	1	1	\$1,000			1	\$1,400	1	1	7	50
Congregational Churches:											
Disciples of Christ.....	2			1	\$2,000	2	1,001	2	3	28	411
Jewish congregations.....	7	2	575			6	14,743	7	7	99	1,173
Lutheran bodies:											
General Synod of the Evangelical Lutheran Church in the United States of America.....	1					1	9,000	1	1	15	175
Methodist bodies:											
Methodist Episcopal Church.....	2	1	700	1	5,000	2	4,965	2	2	31	370
Methodist Episcopal Church, South.....	7	6	6,184	5	6,979	7	9,158	7	7	101	936
African Methodist Episcopal Church.....	27	7	40,450	12	39,300	27	112,535	27	28	685	9,234
African Methodist Episcopal Zion Church.....	12	5	21,328	3	6,100	12	15,027	12	12	140	1,757
Colored Methodist Episcopal Church.....	2	1	1,700			2	750	1	1	5	20
Pentecostal Church of the Nazarene.....	4	3	1,350	1	1,200	4	5,088	4	4	50	614
Presbyterian bodies:											
Presbyterian Church in the United States of America.....	2	2	12,350			2	6,534	2	2	42	335
Cumberland Presbyterian Church.....	5	1	7,500	1	2,000	5	13,435	5	6	72	731
Presbyterian Church in the United States.....	8	5	6,980			8	11,430	8	8	98	985
Protestant Episcopal Church.....	13	1	10,000	6	39,800	13	73,580	13	14	292	3,169
Reformed Church:											
Reformed Church in the United States.....	6			3	10,000	6	16,265	6	6	94	658
Roman Catholic Church.....	1			1	1,500	1	1,443	1	1	5	34
Volunteers of America.....	7	4	25,900	7	57,500	7	27,995	7	7	44	1,211
All other denominations.....	2					1	4,600	1	1	6	35
	8	1	200			5	3,288	4	5	24	176
	67	34	302,023	25	217,075	64	389,712	57	64	1,091	13,547
NEW BEDFORD, MASS.....											
Adventist bodies:											
Advent Christian Church.....	1					1	1,250	1	1	19	124
Baptist bodies:											
Baptists—Northern Baptist Convention.....	6	5	14,908	2	8,075	6	20,327	6	6	128	1,337
Brethren, Plymouth:											
Brethren, Plymouth, II.....	1					1	2,075	1	1	13	100
Christian Church (American Christian Convention).....	1					1	4,781	1	1	35	335
Congregational Churches.....	3			1	4,000	3	15,817	3	3	111	802
Eastern Orthodox Churches:											
Greek Orthodox Church (Hellenic).....	1					1	2,000				
Friends:											
Society of Friends (Orthodox).....	1					1	2,800	1	1	10	58
Jewish congregations.....	6	3	14,400			4	4,650	2	6	6	330
Lutheran bodies:											
General Council of the Evangelical Lutheran Church in North America.....	1	1	2,825	1	2,500	1	1,707	1	1	6	40
Methodist bodies:											
Methodist Episcopal Church.....	8	2	2,200	3	10,500	8	17,235	8	9	171	1,752
Primitive Methodist Church in the United States of America.....	2	2	7,000	2	10,000	2	5,750	2	2	56	552
African Methodist Episcopal Church.....	1			1	4,000	1	2,400	1	1	24	128
African Methodist Episcopal Zion Church.....	1	1	13,400			1	1,781	1	1	9	151
Old Catholic Churches in America:											
Old Roman Catholic Church.....	1	1	4,000			1	600				
Presbyterian bodies:											
Presbyterian Church in the United States of America.....	1	1	9,000			1	5,000	1	1	12	125
Protestant Episcopal Church.....	4	2	1,500	1	5,000	4	27,130	4	4	132	1,345
Roman Catholic Church.....	17	10	213,200	13	164,000	16	245,973	15	15	254	5,843
Salvation Army.....	1	1	4,000			1	5,406	1	1	7	52
Unitarians.....	1			1	9,000	1	15,000				
All other denominations.....	9	5	15,590			9	8,030	8	10	98	473
	28	16	239,417	15	223,000	27	255,059	25	28	601	9,714
NEW BRITAIN, CONN.....											
Adventist bodies:											
Life and Advent Union.....	1	1	3,250			1	1,519	1	1	11	46
Baptist bodies:											
Baptists—Northern Baptist Convention.....	3	1	2,600	1	10,000	3	16,954	3	3	86	612
Congregational Churches.....	4			3	60,000	4	41,698	4	4	239	2,481
Eastern Orthodox Churches:											
Greek Orthodox Church (Hellenic).....	1	1	500			1	3,500				
Russian Orthodox Church.....	1	1	22,000	1	10,000	1	5,990	1	1	2	66
Lutheran bodies:											
General Council of the Evangelical Lutheran Church in North America.....	3	2	41,000	1	16,000	3	12,629	3	3	72	852
Evangelical Lutheran Synodical Conference of America.....	1	1	5,500	1	3,000	1	5,531	1	1	10	210
Methodist bodies:											
Methodist Episcopal Church.....	1			1	10,000	1	10,100	1	1	42	530
African Methodist Episcopal Zion Church.....	1	1	6,000			1	2,400	1	1	4	48
Protestant Episcopal Church.....	1			1	25,000	1	5,871	1	1	37	249
Roman Catholic Church.....	9	7	154,567	6	89,000	9	147,672	8	11	93	4,572
Salvation Army.....	1	1	4,000			1	1,195	1	1	5	48
Universalists.....	1										
	59	25	120,210	22	110,400	59	223,745	55	55	1,048	13,999
NEW CASTLE, PA.....											
Baptist bodies:											
Baptists—Northern Baptist Convention.....	4	3	5,300	1	500	4	12,321	4	4	71	889
National Baptist Convention.....	2					2	1,327	2	2	19	149
Christian and Missionary Alliance.....	1	1	8,500			1	3,182	1	1	11	80
Congregational Churches.....	1					1	1,500	1	1	17	173

RELIGIOUS BODIES.

TABLE 66.—STATISTICS OF RELIGIOUS BODIES IN EACH CITY HAVING,

DENOMINATION.	Total number of organizations.	MEMBERS.					PLACES OF WORSHIP.			VALUE OF CHURCH PROPERTY.	
		Number of organizations reporting.	Total number reported.	Sex.		Number of organizations reporting—		Number of church edifices reported.	Number of organizations reporting.	Value reported.	
				Number of organizations reporting.	Male.	Female.	Church edifices.				Halls, etc.
NEW CASTLE, PA.—Continued.											
Disciples of Christ.....	3	3	1,725	3	686	1,040	3	3	3	\$155,000	
Eastern Orthodox Churches:											
Greek Orthodox Church (Hellenic).....	1	1	100	1	83	17	1	1	1	4,000	
Russian Orthodox Church.....	1	1	383	1	290	93	1	1	1	9,900	
Evangelical Association.....	1	1	78	1	35	43	1	1	1		
Lutheran bodies:											
General Synod of the Evangelical Lutheran Church in the United States of America.....	1	1	240				1	1	1	13,200	
General Council of the Evangelical Lutheran Church in North America.....	2	2	546	2	260	286	2	2	2	20,000	
Finnish Evangelical Lutheran Church of America, or Suomi Synod.....	1	1	190	1	85	105	1	1	1	8,000	
Methodist bodies:											
Methodist Episcopal Church.....	12	12	3,859	6	1,248	1,850	12	12	12	192,300	
Wesleyan Methodist Connection of America.....	1	1	49	1	24	25	1	1	1	3,500	
Primitive Methodist Church in the United States of America.....	1	1	115	1	61	54	1	1	1	24,000	
Free Methodist Church of North America.....	2	2	119	1	11	28	2	2	2	5,500	
African Methodist Episcopal Church.....	1	1	52	1	21	31	1	1	1	8,000	
African Methodist Episcopal Zion Church.....	1	1	70	1	30	40	1	1	1	10,000	
Old Catholic Churches in America:											
Old Roman Catholic Church.....	1	1	300	1	100	200	1	1	1	4,000	
Presbyterian bodies:											
Presbyterian Church in the United States of America.....	4	4	2,625	4	1,098	1,527	4	4	4	173,000	
United Presbyterian Church of North America.....	4	4	2,257	4	981	1,276	4	4	4	192,000	
Synod of the Reformed Presbyterian Church of North America.....	1	1	150	1	72	78	1	1	1	26,000	
Protestant Episcopal Church.....	2	2	510	2	187	323	2	2	2	78,000	
Roman Catholic Church.....	8	8	14,598	5	7,629	5,301	8	8	8	127,000	
Salvation Army.....	1	1	6	1	4	2		1			
Spiritualists:											
Spiritualists (National Spiritualists' Association).....	2	2	48	2	21	27		2	1	50	
TOTAL	102	95	104,728	83	36,334	39,973	87	6	97	3,823,110	
NEW HAVEN, CONN.....											
Adventist bodies:											
Seventh-day Adventist Denomination.....	1	1	118	1	32	86	1	1	1	8,000	
Baptist bodies:											
Baptists—Northern Baptist Convention.....	8	8	3,066	8	1,444	1,622	8	10	8	322,500	
Congregational Churches.....	13	13	7,037	13	2,472	4,565	13	16	13	711,650	
Eastern Orthodox Churches:											
Greek Orthodox Church (Hellenic).....	1	1	150	1	125	25		1			
Russian Orthodox Church.....	1	1	453	1	300	153	1	1	1	15,000	
Jewish congregations.....	11	4	1,219	4	628	591	4	4	4	128,600	
Lithuanian National Catholic Church.....	1	1	843	1	460	383	1	1	1	3,000	
Lutheran bodies:											
General Synod of the Evangelical Lutheran Church in the United States of America.....	1	1	270	1	121	149	1	1	1	15,000	
General Council of the Evangelical Lutheran Church in North America.....	3	3	1,398	2	308	390	3	3	3	100,800	
Evangelical Lutheran Synodical Conference of America.....	1	1	145	1	70	75	1	1	1	8,000	
Danish Evangelical Lutheran Church in America.....	1	1	125	1	50	75		1			
Methodist bodies:											
Methodist Episcopal Church.....	13	13	3,236	12	1,411	1,756	13	13	13	498,200	
African Methodist Episcopal Church.....	1	1	128	1	92	36	1	1	1	10,000	
African Methodist Episcopal Zion Church.....	1	1	300	1	130	170	1	1	1	42,000	
Presbyterian bodies:											
Presbyterian Church in the United States of America.....	1	1	260	1	120	140	1	2	1	150,000	
Protestant Episcopal Church.....	13	13	6,347	7	1,075	1,823	11	12	11	612,800	
Roman Catholic Church.....	20	20	78,840	17	27,191	27,461	19	1	19	1,106,000	
Scandinavian Evangelical bodies:											
Norwegian-Danish Free Church.....	1	1	130	1	60	70	1	1	1	15,000	
Universalists.....	1	1	255	1	77	178	1	1	1	31,060	
All other denominations.....	9	9	403	8	168	220	6	3	7	45,500	
TOTAL	245	243	195,617	214	52,704	72,879	224	11	229	4,968,852	
NEW ORLEANS, LA.....											
Adventist bodies:											
Seventh-day Adventist Denomination.....	2	2	177	2	34	143	2	2	2	7,500	
Baptist bodies:											
Baptists—											
Southern Baptist Convention.....	6	6	1,279	6	544	735	6	6	6	178,500	
National Baptist Convention.....	83	83	11,369	83	3,774	7,595	73	4	73	414,432	
Churches of Christ.....	1	1	114	1	37	77	1	1	1	25,000	
Congregational Churches.....	4	4	374	4	107	267	3	1	3	33,620	
Disciples of Christ.....	1	1	250	1	100	150	1	2	1	16,500	
German Evangelical Synod of North America.....	6	6	4,009	6	1,694	2,315	6	6	6	133,000	
Jewish congregations.....	5	5	2,653	5	1,661	992	5	5	4	123,000	
Lutheran bodies:											
Evangelical Lutheran Synodical Conference of America.....	12	12	6,025	12	2,415	3,610	12	12	12	121,700	
Evangelical Lutheran Joint Synod of Ohio and Other States.....	3	3	818	3	300	518	3	3	3	17,000	
Methodist bodies:											
Methodist Episcopal Church.....	17	17	3,475	12	486	1,235	17	17	17	149,450	
Methodist Episcopal Church, South.....	11	11	3,220	11	1,121	2,099	10	10	11	308,700	
African Methodist Episcopal Church.....	8	8	1,219	8	434	785	8	8	8	37,200	
African Methodist Episcopal Zion Church.....	4	4	900	4	280	620	3	1	3	12,500	
Colored Methodist Episcopal Church.....	2	2	202	2	74	128	2	2	2	9,600	
Presbyterian bodies:											
Presbyterian Church in the United States of America.....	4	4	920	4	331	589	3	1	3	50,300	
Presbyterian Church in the United States.....	16	16	3,878	14	1,255	1,916	15	19	14	469,450	
Protestant Episcopal Church.....	13	13	6,630	8	1,572	3,582	13	13	13	525,200	
Roman Catholic Church.....	40	38	147,696	23	36,301	45,379	38	1	38	2,311,500	
Unitarians.....	1	1	160	1	60	100	1	1	1	14,000	
All other denominations.....	6	6	249	4	124	44	2	3	2	10,700	

GENERAL TABLES.

IN 1910, 25,000 INHABITANTS OR MORE, BY DENOMINATIONS: 1916—Continued.

DENOMINATION.	Total number of organizations.	DEBT ON CHURCH PROPERTY.		PARSONAGES.		EXPENDITURES FOR YEAR.		SUNDAY SCHOOLS CONDUCTED BY CHURCH ORGANIZATIONS.			
		Number of organizations reporting.	Amount of debt reported.	Number of organizations reporting.	Value of parsonages reported.	Number of organizations reporting.	Amount reported.	Number of organizations reporting.	Number of Sunday schools reported.	Number of officers and teachers.	Number of scholars.
NEW CASTLE, PA.—Continued.											
Disciples of Christ.....	3	1	\$8,800			3	\$16,262	3	3	106	1,469
Eastern Orthodox Churches:											
Greek Orthodox Church (Hellenic).....	1					1	385				
Russian Orthodox Church.....	1	1	800			1	1,466	1	1	1	11
Evangelical Association.....	1			1	\$4,500	1	1,875	1	1	17	100
Lutheran bodies:											
General Synod of the Evangelical Lutheran Church in the United States of America.....	1	1	3,300			1	5,466	1	1	26	231
General Council of the Evangelical Lutheran Church in North America.....	2	1	500	1	3,000	2	6,852	2	2	29	436
Finnish Evangelical Lutheran Church of America, or Suomi Synod.....	1	1	4,000			1	500	1	1	8	54
Methodist bodies:											
Methodist Episcopal Church.....	12	2	21,435	4	21,000	12	37,181	12	12	281	3,714
Wesleyan Methodist Connection of America.....	1			1	2,500	1	2,500	1	1	9	226
Primitive Methodist Church in the United States of America.....	1	1	2,700	1	3,000	1	2,025	1	1	19	181
Free Methodist Church of North America.....	2	2	1,425	2	4,000	2	3,600	2	2	20	120
African Methodist Episcopal Church.....	1	1	1,700	1	2,000	1	1,500	1	1	9	69
African Methodist Episcopal Zion Church.....	1			1	5,000	1	1,924	1	1	15	80
Old Roman Catholic Churches in America:											
Old Roman Catholic Church.....	1	1	3,000	1	2,000	1	1,200	1	1	4	95
Presbyterian bodies:											
Presbyterian Church in the United States of America.....	4			1	4,000	4	30,174	4	4	159	1,721
United Presbyterian Church of North America.....	4	2	18,000			4	38,203	4	4	147	2,211
Synod of the Reformed Presbyterian Church of North America.....	1			1	4,000	1	2,532	1	1	20	200
Protestant Episcopal Church.....	2	2	15,050			2	7,827	2	2	26	234
Roman Catholic Church.....	8	5	25,700	6	54,900	8	41,177	7	7	28	1,487
Salvation Army.....	1					1	2,265	1	1	6	57
Spiritualists:											
Spiritualists (National Spiritualists' Association).....	2					2	501				
NEW HAVEN, CONN.....	102	46	438,971	49	548,850	92	756,223	82	94	1,800	19,386
Adventist bodies:											
Seventh-day Adventist Denomination.....	1	1	5,600			1	4,979	1	1	17	105
Baptist bodies:											
Baptists—Northern Baptist Convention.....	8	3	18,400	3	28,000	8	35,955	8	9	224	1,676
Congregational Churches.....	13	5	8,150	6	45,000	13	138,278	13	16	464	3,331
Eastern Orthodox Churches:											
Greek Orthodox Church (Hellenic).....	1					1	650				
Russian Orthodox Church.....	1	1	8,528	1	7,000	1	4,192	1	1	1	24
Jewish congregations.....	11	3	28,300			4	17,625	2	2	18	430
Lithuanian National Catholic Church.....	1	1	2,000			1	450				
Lutheran bodies:											
General Synod of the Evangelical Lutheran Church in the United States of America.....	1	1	6,500			1	2,200	1	1	10	90
General Council of the Evangelical Lutheran Church in North America.....	3	2	29,500	1	5,500	3	11,829	3	7	96	584
Evangelical Lutheran Synodical Conference of America.....	1	1	1,000	1	6,000	1	1,384	1	1	6	60
Danish Evangelical Lutheran Church in America.....	1					1	400	1	1	2	15
Methodist bodies:											
Methodist Episcopal Church.....	13	6	8,650	8	66,400	13	47,974	12	12	296	2,343
African Methodist Episcopal Church.....	1	1	450			1	2,295	1	1	9	70
African Methodist Episcopal Zion Church.....	1	1	16,000	1	8,000	1	2,185	1	1	8	75
Presbyterian bodies:											
Presbyterian Church in the United States of America.....	1	1	15,000	1	32,000	1	25,500	1	1	15	170
Protestant Episcopal Church.....	13			9	102,950	13	132,036	12	13	228	2,006
Roman Catholic Church.....	20	14	276,593	18	248,000	19	311,252	17	20	356	8,019
Scandinavian Evangelical bodies:											
Norwegian-Danish Free Church.....	1	1	700			1	4,533	1	1	9	90
Universalists.....	1					1	4,361	1	1	14	132
All other denominations.....	9	4	13,600			7	8,145	5	5	27	166
NEW ORLEANS, LA.....	245	109	449,840	105	686,850	235	896,114	223	250	2,618	31,209
Adventist bodies:											
Seventh-day Adventist Denomination.....	2	2	1,030			2	4,169	2	2	30	189
Baptist bodies:											
Baptists—											
Southern Baptist Convention.....	6					6	17,200	6	11	166	1,068
National Baptist Convention.....	83	46	54,563	13	12,050	83	60,443	77	77	379	4,142
Churches of Christ.....	1	1	577		1,550	1	1,303	1	1	8	4,110
Congregational Churches.....	4	1	4,100	1	1,550	4	2,432	4	5	34	390
Disciples of Christ.....	1	1	4,100			1	5,000	1	1	17	228
German Evangelical Synod of North America.....	6	3	11,100	4	24,500	6	21,995	6	7	227	2,014
Jewish congregations.....	5		13,000			4	26,664	4	5	28	477
Lutheran bodies:											
Evangelical Lutheran Synodical Conference of America.....	12	2	5,200	7	27,400	12	38,281	12	14	199	1,854
Evangelical Lutheran Joint Synod of Ohio and Other States.....	3	2	7,200	2	4,700	3	4,412	3	3	40	433
Methodist bodies:											
Methodist Episcopal Church.....	17	12	18,069	14	27,450	17	30,178	17	18	189	2,373
Methodist Episcopal Church, South.....	11	5	23,200	6	34,000	11	78,164	11	11	283	2,820
African Methodist Episcopal Church.....	8	3	3,301	3	12,000	7	9,164	8	8	67	938
African Methodist Episcopal Zion Church.....	4	2	1,300			4	2,672	4	4	39	319
Colored Methodist Episcopal Church.....	2		725	1	2,000	2	2,130	2	2	15	114
Presbyterian bodies:											
Presbyterian Church in the United States of America.....	4	1	300	2	8,000	4	57,753	4	5	53	614
Presbyterian Church in the United States.....	16	8	86,950	7	46,000	16	86,661	15	22	340	3,430
Protestant Episcopal Church.....	13	6	26,125	11	69,500	13	120,155	13	14	263	1,776
Roman Catholic Church.....	40	10	187,300	32	412,700	34	306,370	31	38	230	7,868
Unitarians.....	1	1	5,800	1	3,000	1	4,400	1	1	10	45
All other denominations.....	6			1	2,000	4	16,568	1	1	1	7

TABLE 66.—STATISTICS OF RELIGIOUS BODIES IN EACH CITY HAVING,

DENOMINATION.	Total number of organizations.	MEMBERS.					PLACES OF WORSHIP.			VALUE OF CHURCH PROPERTY.	
		Number of organizations reporting.	Total number reported.	Sex.		Number of organizations reporting—		Number of church edifices reported.	Number of organizations reporting.	Value reported.	
				Number of organizations reporting.	Male.	Female.	Church edifices.				Halls, etc.
NEW ROCHELLE, N. Y.	27	27	26,252	21	5,171	7,595	22	3	24	24	\$1,471,485
Baptist bodies:											
Baptists—											
Northern Baptist Convention.....	2	2	993	1	169	252	2		2	2	165,000
National Baptist Convention.....	2	2	223	2	75	148	2		2	2	19,500
Jewish congregations.....	1	1	294	1	150	144	1		1	1	12,000
Lutheran bodies:											
General Council of the Evangelical Lutheran Church in North America.....	2	2	446	1	86	102	2		2	2	71,000
Finnish Evangelical Lutheran National Church.....	1	1	41	1		41		1		1	20
Methodist bodies:											
Methodist Episcopal Church.....	3	3	969	3	348	521	3		3	3	110,000
African Methodist Episcopal Church.....	1	1	43	1	6	37	1		1	1	400
African Methodist Episcopal Zion Church.....	1	1	463	1	152	311	1		1	1	20,000
Presbyterian bodies:											
Presbyterian Church in the United States of America.....	2	2	1,427	2	570	857	2		4	2	346,465
Protestant Episcopal Church.....	4	4	1,100	2	163	283	3	1	3	3	214,600
Roman Catholic Church.....	5	5	20,200	4	3,440	4,760	4		4	5	505,000
All other denominations.....	3	3	63	2	12	39	1	1	1	1	7,500
NEW YORK, N. Y.	2,233	2,200	2,101,233	1,927	741,513	852,683	1,566	501	1,660	1,559	177,386,743
Adventist bodies:											
Seventh-day Adventist Denomination.....	13	13	1,507	13	312	1,195	3	1	3	3	51,000
Armenian Church.....	1	1	2,375	1	1,663	712	1		1	1	45,000
Assemblies of God, General Council.....	3	3	521	3	263	358	2		2	2	10,000
Bahais.....	2	2	214	2	75	139		2		1	100
Baptist bodies:											
Baptists—											
Northern Baptist Convention.....	102	102	45,954	79	13,703	23,176	97	5	103	96	9,196,900
National Baptist Convention.....	25	25	3,645	25	1,194	2,451	9	15	9	22	136,437
Brethren, Plymouth:											
Brethren, Plymouth, I.....	4	4	207	4	102	105					
Brethren, Plymouth, II.....	6	5	379	5	157	222		6			
Brethren, Plymouth, IV.....	3	3	223	3	88	135		3			
Catholic Apostolic Church.....	2	2	1,085	2	430	655	2		2	2	80,000
Churches of the New Jerusalem:											
General Convention of the New Jerusalem in the United States of America.....	5	5	473	5	166	307	3	1	3	3	405,000
Congregational Churches.....	54	54	25,230	54	9,459	15,771	51	1	55	51	4,293,200
Disciples of Christ.....	8	8	1,730	8	573	1,057	7	1	7	7	307,900
Eastern Orthodox Churches:											
Greek Orthodox Church (Hellenic).....	4	4	22,680	1	1,450	230	3	1	3	4	209,000
Russian Orthodox Church.....	8	8	11,320	8	6,977	4,343	8		8	8	224,500
Syrian Orthodox Church.....	1	1	2,500	1	1,300	1,200	1		1	1	31,000
Evangelical Association.....	11	11	1,497	10	522	910	11		11	11	215,000
Friends:											
Society of Friends (Orthodox).....	2	2	634	2	316	318	2		2	2	195,000
Religious Society of Friends (Hicksite).....	3	3	939	3	417	522	2		2	2	63,000
German Evangelical Synod of North America.....	3	3	659	3	273	386	3		3	3	68,000
Independent churches.....	20	17	4,212	15	1,402	2,715	14	4	15	14	1,544,500
Jewish congregations.....	748	721	93,819	717	63,970	27,771	255	477	255	251	14,477,083
Latter Day Saints:											
Church of Jesus Christ of Latter Day Saints.....	2	2	276	2	126	150	1	1	2	1	56,000
Reorganized Church of Jesus Christ of Latter Day Saints.....	1	1	239	1	110	129	1		1	1	18,000
Lutheran bodies:											
General Synod of the Evangelical Lutheran Church in the United States of America.....	24	24	8,518	22	3,487	4,548	22	2	22	23	997,100
General Council of the Evangelical Lutheran Church in North America.....	59	58	33,629	54	10,471	15,262	66	6	66	66	3,661,480
Evangelical Lutheran Synodical Conference of America.....	40	40	16,357	38	6,153	9,847	34	2	35	35	1,595,700
Norwegian Lutheran Church of America—											
Synod for the Norwegian Evangelical Lutheran Church of America.....	5	5	1,314	4	424	446	5		5	5	116,000
United Norwegian Lutheran Church in America.....	6	6	720	5	224	296	5		5	4	111,000
Evangelical Lutheran Joint Synod of Ohio and Other States.....	2	2	761	2	277	484	2		2	2	85,500
Danish Evangelical Lutheran Church in America.....	3	3	270	3	110	160	2		2	2	22,000
Finnish Evangelical Lutheran Church of America, or Suomi Synod.....	3	3	378	3	70	308	1	1	1	1	20,936
Methodist bodies:											
Methodist Episcopal Church.....	155	155	50,745	122	15,968	24,372	151		156	150	10,127,350
Methodist Protestant Church.....	3	3	343	3	119	224	3		3	3	27,000
Primitive Methodist Church in the United States of America.....	2	2	205	2	69	136	2		2	2	36,000
African Methodist Episcopal Church.....	15	15	2,057	15	593	1,464	8	2	8	8	110,750
African Methodist Episcopal Zion Church.....	12	12	3,864	12	1,421	2,443	10	2	10	9	225,900
Moravian bodies:											
Moravian Church (Unites Fratrum).....	9	9	2,404	9	958	1,446	8	1	9	8	254,000
New Apostolic Church.....	2	2	1,150	2	427	723	2		2	2	56,000
Pentecostal Church of the Nazarene.....	6	6	598	5	140	424	3	2	3	3	34,500
Polish National Catholic Church of America.....	1	1	360	1	195	165	1		1	1	15,000
Presbyterian bodies:											
Presbyterian Church in the United States of America.....	120	120	61,707	107	18,284	28,576	115	5	131	113	16,557,024
Welsh Calvinistic Methodist Church.....	1	1	341	1	126	215	1		1	1	86,000
United Presbyterian Church of North America.....	9	9	1,350	8	497	778	9		9	9	363,000
Synod of the Reformed Presbyterian Church of North America.....	3	3	423	3	124	299	3		3	3	134,000
Protestant Episcopal Church.....	197	196	106,611	112	23,696	34,178	189	3	209	184	51,360,536
Reformed bodies:											
Reformed Church in America.....	67	67	25,706	53	8,518	15,174	65	1	85	63	8,487,300
Reformed Church in the United States.....	8	8	1,831	6	519	778	8		8	8	187,500
Hungarian Reformed Church in America.....	2	2	416	2	326	90	1		1	1	50,000
Reformed Episcopal Church.....	5	5	546	4	178	318	5		5	5	471,500
Roman Catholic Church.....	337	337	1,545,562	267	539,386	619,507	328	4	344	321	47,950,505
Salvation Army.....	21	21	1,456	21	651	805	8	13	8	7	235,492

GENERAL TABLES.

IN 1910, 25,000 INHABITANTS OR MORE, BY DENOMINATIONS: 1916—Continued.

DENOMINATION.	Total number of organizations.	DEBT ON CHURCH PROPERTY.		PARSONAGES.		EXPENDITURES FOR YEAR.		SUNDAY SCHOOLS CONDUCTED BY CHURCH ORGANIZATIONS.			
		Number of organizations reporting.	Amount of debt reported.	Number of organizations reporting.	Value of parsonages reported.	Number of organizations reporting.	Amount reported.	Number of organizations reporting.	Number of Sunday schools reported.	Number of officers and teachers.	Number of scholars.
NEW ROCHELLE, N. Y.....	27	13	\$140,240	13	\$128,500	24	\$149,039	21	23	405	4,295
Baptist bodies:											
Baptists—											
Northern Baptist Convention.....	2	1	8,000	1	10,000	1	9,498	2	2	61	642
National Baptist Convention.....	2	1	10,000			2	2,800	2	2	17	58
Jewish congregations.....	1	1	5,500			1	4,500	1	1	6	125
Lutheran bodies:											
General Council of the Evangelical Lutheran Church in North America.....	2	2	22,600	2	13,000	2	5,990	2	3	35	257
Finnish Evangelical Lutheran National Church.....	1					1	400				
Methodist bodies:											
Methodist Episcopal Church.....	3	2	3,300	3	16,000	3	18,533	2	2	14	78
African Methodist Episcopal Church.....	1					1	474	1	1	3	35
African Methodist Episcopal Zion Church.....	1	1	2,000	1	4,500	1	4,950	1	1	15	200
Presbyterian bodies:											
Presbyterian Church in the United States of America.....	2	2	31,040	2	25,000	2	33,333	2	3	147	1,055
Protestant Episcopal Church.....	4	1	14,500			4	22,135	4	4	65	529
Roman Catholic Church.....	5	1	43,000	4	60,000	5	45,051	3	3	37	1,281
All other denominations.....	3	1	300			1	1,375	1	1	5	35
NEW YORK, N. Y.....	2,233	965	22,367,632	648	10,721,626	2,049	18,610,733	1,384	1,594	30,771	420,200
Adventist bodies:											
Seventh-day Adventist Denomination.....	13	3	19,500			12	40,965	13	14	145	1,114
Armenian Church.....	1	1	10,000			1	5,000	1	1	2	90
Assemblies of God, General Council.....	3					3	6,009	3	3	25	215
Bahais.....	2					2	1,500				
Baptist bodies:											
Baptists—											
Northern Baptist Convention.....	102	46	837,753	14	105,000	101	800,819	99	106	2,654	29,038
National Baptist Convention.....	25	8	41,310	1	7,500	24	30,443	22	22	160	1,283
Brethren, Plymouth:											
Brethren, Plymouth, I.....	4					4	3,117	3	3	8	65
Brethren, Plymouth, II.....	6					6	7,239	4	4	38	299
Brethren, Plymouth, IV.....	3					3	3,347				
Catholic Apostolic Church.....	2					1	2,750	1	1	3	50
Churches of the New Jerusalem:											
General Convention of the New Jerusalem in the United States of America.....	5	1	12,800			3	19,150	3	3	17	123
Congregational Churches.....	54	28	296,680	9	73,500	53	693,821	52	62	1,554	14,592
Disciples of Christ.....	8	4	67,700			7	32,399	7	7	126	1,306
Eastern Orthodox Churches:											
Greek Orthodox Church (Hellenic).....	4	3	136,500			4	35,819	1	1	1	30
Russian Orthodox Church.....	8	7	115,633	2	76,000	8	27,996	4	6	9	172
Syrian Orthodox Church.....	1	1	10,000			1	1,800	1	1	6	108
Evangelical Association.....	11	7	66,250	10	54,000	11	34,797	11	11	272	2,222
Friends:											
Society of Friends (Orthodox).....	2					2	8,416	2	4	27	527
Religious Society of Friends (Hicksite).....	3					3		3	3	17	120
German Evangelical Synod of North America.....	3	2	17,250	2	10,000	3	8,544	3	3	60	748
Independent churches.....	20	7	70,300	1	10,000	17	69,839	15	17	282	3,223
Jewish congregations.....	748	216	3,627,990	3	45,000	717	1,714,578	91	100	515	15,007
Latter Day Saints:											
Church of Jesus Christ of Latter Day Saints.....	2			1	1,200	2	8,956	2	3	21	147
Reorganized Church of Jesus Christ of Latter Day Saints.....	1	1	5,500			1	2,700	1	1	25	240
Lutheran bodies:											
General Synod of the Evangelical Lutheran Church in the United States of America.....	24	16	157,500	8	126,000	24	112,812	24	30	588	5,956
General Council of the Evangelical Lutheran Church in North America.....	69	44	685,180	40	340,900	67	400,307	69	98	2,345	23,835
Evangelical Lutheran Synodical Conference of America.....	40	30	342,980	21	119,288	37	209,519	38	61	860	8,978
Norwegian Lutheran Church of America—											
Synod for the Norwegian Evangelical Lutheran Church of America.....	5	4	26,500	1	5,200	6	16,837	5	7	115	1,128
United Norwegian Lutheran Church in America.....	6	3	31,900	1	20,000	6	11,637	6	6	161	1,322
Evangelical Lutheran Joint Synod of Ohio and Other States.....	2	2	34,500	2	16,000	2	11,470	2	2	55	492
Danish Evangelical Lutheran Church in America.....	3	2	9,600	1	4,000	3	3,377	2	2	7	75
Finnish Evangelical Lutheran Church of America, or Suomi Synod.....	3	1	5,400			2	3,731	3	4	23	195
Methodist bodies:											
Methodist Episcopal Church.....	155	74	1,184,630	95	1,043,200	153	1,031,360	150	164	4,228	47,357
Methodist Protestant Church.....	3	1	2,500	1	7,200	3	4,057	3	3	50	705
Primitive Methodist Church in the United States of America.....	2	2	8,600	1	4,000	2	4,460	2	2	28	219
African Methodist Episcopal Church.....	15	6	4,453			14	17,563	13	13	147	1,093
African Methodist Episcopal Zion Church.....	12	6	58,800	3	13,400	12	37,511	12	12	221	1,583
Moravian bodies:											
Moravian Church (Unitas Fratrum).....	9	2	17,700	6	44,000	9	40,310	9	10	141	1,237
New Apostolic Church.....	2	2	39,540			2	3,509	2	2	12	235
Pentecostal Church of the Nazarene.....	6	2	13,800			6	12,464	6	7	98	657
Polish National Catholic Church of America.....	1	1	8,500			1	1,240	1	1	1	70
Presbyterian bodies:											
Presbyterian Church in the United States of America.....	120	41	772,250	38	739,000	118	2,590,301	119	140	3,972	44,680
Welsh Calvinistic Methodist Church.....	1	1	26,000			1	10,733	1	1	10	70
United Presbyterian Church of North America.....	9	7	44,000	1	15,000	9	56,714	9	9	180	2,071
Synod of the Reformed Presbyterian Church of North America.....	3	1	5,000			3	24,754	3	3	49	441
Protestant Episcopal Church.....	197	76	1,797,222	87	2,240,118	193	3,601,606	189	209	4,371	43,406
Reformed bodies:											
Reformed Church in America.....	67	27	327,150	36	336,300	66	665,567	65	80	1,941	20,440
Reformed Church in the United States.....	8	7	41,600	3	27,000	8	20,586	7	9	162	2,357
Hungarian Reformed Church in America.....	2	1	38,500	1	12,000	2	30,422	1	1	2	72
Reformed Episcopal Church.....	5	2	19,700			5	12,561	5	5	54	427
Roman Catholic Church.....	337	246	11,220,516	253	5,175,320	228	6,837,220	235	279	4,409	136,194
Salvation Army.....	21	7	130,000			21	80,089	16	19	106	812

RELIGIOUS BODIES.

TABLE 66.—STATISTICS OF RELIGIOUS BODIES IN EACH CITY HAVING,

DENOMINATION.	Total number of organizations.	MEMBERS.					PLACES OF WORSHIP.			VALUE OF CHURCH PROPERTY.	
		Number of organizations reporting.	Total number reported.	Sex.		Number of organizations reporting—		Number of church edifices reported.	Number of organizations reporting.	Value reported.	
				Number of organizations reporting.	Male.	Female.	Church edifices.				Halls, etc.
NEW YORK, N. Y.—Continued.											
Scandinavian Evangelical bodies:											
Norwegian-Danish Free Church.....	5	5	631	5	248	383	4	1	4	5	
Society for Ethical Culture.....	2	2	1,450	2	867	583	2	
Spiritualists:											
Spiritualists (National Spiritualists' Association).....	7	7	574	7	194	380	6	
Theosophical societies:											
Theosophical Society, American Section.....	6	6	249	6	
Unitarians.....	10	10	3,042	6	580	1,082	10	12	10	
Universalists.....	6	6	1,326	4	341	635	5	5	5	
All other denominations.....	39	39	1,921	39	724	1,197	14	20	15	14	
<i>Bronx Borough, N. Y.</i>	155	152	152,040	136	59,560	74,957	139	13	155	139	
Adventist bodies:											
Seventh-day Adventist Denomination.....	2	2	166	2	33	133	
Baptist bodies:											
Baptists—											
Northern Baptist Convention.....	4	4	950	4	425	525	4	5	4	
National Baptist Convention.....	2	2	425	2	75	350	1	1	1	2	
Congregational Churches.....	6	6	1,612	6	612	1,000	6	6	6	
Disciples of Christ.....	1	1	313	1	91	222	1	1	1	
German Evangelical Synod of North America.....	1	1	184	1	72	112	1	1	1	
Jewish congregations.....	18	16	4,660	16	2,714	1,946	11	7	11	10	
Lutheran bodies:											
General Synod of the Evangelical Lutheran Church in the United States of America.....	4	4	1,030	4	425	605	4	4	4	
General Council of the Evangelical Lutheran Church in North America.....	7	6	2,076	5	705	852	7	7	7	
Evangelical Lutheran Synodical Conference of America.....	5	5	1,298	5	503	795	4	1	4	5	
Evangelical Lutheran Joint Synod of Ohio and Other States.....	2	2	761	2	277	484	2	2	2	
Methodist bodies:											
Methodist Episcopal Church.....	19	19	3,414	15	1,185	1,740	19	22	18	
Moravian bodies:											
Moravian Church (Unitas Fratrum).....	1	1	187	1	70	117	1	1	1	
Presbyterian bodies:											
Presbyterian Church in the United States of America.....	15	15	4,602	14	1,998	2,484	14	1	19	14	
Protestant Episcopal Church.....	15	15	5,633	14	2,277	3,156	14	1	17	14	
Reformed bodies:											
Reformed Church in America.....	6	6	1,716	6	656	1,060	6	7	6	
Reformed Church in the United States.....	1	1	404	1	151	253	1	1	1	
Roman Catholic Church.....	39	39	122,203	31	47,176	58,927	39	42	39	
All other denominations.....	7	7	406	6	115	196	4	2	4	4	
<i>Brooklyn Borough, N. Y.</i>	728	719	840,279	639	330,827	374,719	609	105	633	603	
Adventist bodies:											
Seventh-day Adventist Denomination.....	4	4	451	4	84	367	1	1	1	
Assemblies of God, General Council.....	1	1	300	1	140	160	
Baptist bodies:											
Baptists—											
Northern Baptist Convention.....	44	44	20,751	37	6,674	11,370	43	1	46	43	
National Baptist Convention.....	7	7	763	7	212	551	4	3	4	6	
Congregational Churches.....	28	28	18,490	28	6,935	11,555	27	1	31	27	
Disciples of Christ.....	4	4	903	4	396	507	4	4	4	
Eastern Orthodox Churches:											
Greek Orthodox Church (Hellenic).....	1	1	1,680	1	1,450	230	1	1	1	
Russian Orthodox Church.....	3	3	3,902	3	2,316	1,586	3	3	3	
Syrian Orthodox Church.....	1	1	2,500	1	1,300	1,200	1	1	1	
Evangelical Association.....	7	7	1,182	7	433	749	7	7	7	
Friends:											
Society of Friends (Orthodox).....	1	1	314	1	144	170	1	1	1	
Religious Society of Friends (Hicksite).....	1	1	410	1	194	216	1	1	1	
German Evangelical Synod of North America.....	1	1	330	1	130	200	1	1	1	
Jewish congregations.....	166	157	24,065	157	16,678	7,387	99	64	99	99	
Latter Day Saints:											
Church of Jesus Christ of Latter Day Saints.....	2	2	276	2	126	150	1	1	2	1	
Reorganized Church of Jesus Christ of Latter Day Saints.....	1	1	239	1	110	129	1	1	1	
Lutheran bodies:											
General Synod of the Evangelical Lutheran Church in the United States of America.....	9	9	2,326	9	1,006	1,320	7	2	7	8	
General Council of the Evangelical Lutheran Church in North America.....	35	35	18,914	26	5,691	7,697	34	1	34	34	
Evangelical Lutheran Synodical Conference of America.....	11	11	6,070	10	2,462	3,506	11	11	11	
Norwegian Lutheran Church of America—											
Synod for the Norwegian Evangelical Lutheran Church of America.....	3	3	959	2	253	262	3	3	3	
United Norwegian Lutheran Church in America.....	4	4	490	4	210	280	4	4	4	
Finnish Evangelical Lutheran Church of America, or Suomi Synod.....	2	2	258	2	60	198	1	1	1	
Methodist bodies:											
Methodist Episcopal Church.....	56	56	22,588	46	7,318	11,650	56	57	56	
Methodist Protestant Church.....	2	2	328	2	117	211	2	2	2	
Primitive Methodist Church in the United States of America.....	2	2	205	2	69	136	2	2	2	
African Methodist Episcopal Church.....	4	4	1,357	4	398	959	3	1	3	3	
African Methodist Episcopal Zion Church.....	7	7	1,671	7	635	1,036	5	2	5	5	
New Apostolic Church.....	1	1	600	1	200	400	1	1	1	
Pentecostal Church of the Nazarene.....	4	4	533	4	129	404	3	3	3	
Polish National Catholic Church of America.....	1	1	360	1	195	165	1	1	1	
Presbyterian bodies:											
Presbyterian Church in the United States of America.....	40	40	19,908	37	5,532	9,478	39	1	42	39	
United Presbyterian Church of North America.....	6	6	830	5	319	436	6	6	6	
Protestant Episcopal Church.....	60	60	30,136	38	9,090	13,477	57	57	57	

GENERAL TABLES.

IN 1910, 25,000 INHABITANTS OR MORE, BY DENOMINATIONS: 1916—Continued.

DENOMINATION.	Total number of organizations.	DEBT ON CHURCH PROPERTY.		PARSONAGES.		EXPENDITURES FOR YEAR.		SUNDAY SCHOOLS CONDUCTED BY CHURCH ORGANIZATIONS.			
		Number of organizations reporting.	Amount of debt reported.	Number of organizations reporting.	Value of parsonages reported.	Number of organizations reporting.	Amount reported.	Number of organizations reporting.	Number of Sunday schools reported.	Number of officers and teachers.	Number of scholars.
NEW YORK, N. Y.—Continued.											
Scandinavian Evangelical bodies:											
Norwegian-Danish Free Church.....	5	5	\$36,200			5	\$13,138	5	5	60	462
Society for Ethical Culture.....	2					2	52,615	2	2	18	180
Spiritualists:											
Spiritualists (National Spiritualists' Association).....	7					7	12,072	2	2	9	30
Theosophical societies:											
Theosophical Society, American Section.....	6										
Unitarians.....	10	2	6,450	2	\$20,500	9	105,573	8	8	81	545
Universalists.....	6	2	18,000	1	10,000	6	76,253	6	6	93	578
All other denominations.....	39	7	27,795	4	22,000	32	38,361	23	26	207	1,579
Bronx Borough, N. Y.....	155	98	2,696,255	78	961,720	147	1,354,642	141	159	2,683	41,651
Adventist bodies:											
Seventh-day Adventist Denomination.....	2					2	6,868	2	2	18	107
Baptist bodies:											
Baptists—											
Northern Baptist Convention.....	4	1	13,000	2	14,000	4	14,417	4	4	69	653
National Baptist Convention.....	2	1	15,000	1	7,500	2	5,100	2	2	18	115
Congregational Churches.....	6	4	55,300	4	35,000	6	29,760	6	7	144	1,351
Disciples of Christ.....	1	1	11,500			1	5,796	1	1	30	200
German Evangelical Synod of North America.....	1	1	6,750	1	2,000	1	2,054	1	1	25	258
Jewish congregations.....	18	9	105,000	1	3,000	17	95,101	10	10	55	1,620
Lutheran bodies:											
General Synod of the Evangelical Lutheran Church in the United States of America.....	4	3	36,000	1	5,000	4	13,830	4	5	112	948
General Council of the Evangelical Lutheran Church in North America.....	7	5	24,000	4	21,000	7	25,787	7	10	206	2,315
Evangelical Lutheran Synodical Conference of America.....	5	5	49,550	4	24,000	5	19,445	5	7	102	963
Evangelical Lutheran Joint Synod of Ohio and Other States.....	2	2	34,500	2	15,000	2	11,470	2	2	55	492
Methodist bodies:											
Methodist Episcopal Church.....	19	10	145,080	8	176,000	19	57,188	18	19	357	3,941
Moravian bodies:											
Moravian Church (Unitas Fratrum).....	1	1	4,700			1	2,372	1	1	16	150
Presbyterian bodies:											
Presbyterian Church in the United States of America.....	15	1	600	5	70,000	15	68,396	15	19	297	4,223
Protestant Episcopal Church.....	15	10	164,475	7	74,000	15	96,695	15	16	311	3,144
Reformed bodies:											
Reformed Church in America.....	6	5	72,500	5	41,000	6	28,857	6	6	128	1,386
Reformed Church in the United States.....	1	1	8,500	1	15,000	1	3,370	1	1	28	455
Roman Catholic Church.....	39	36	1,934,600	32	459,220	33	836,821	36	41	658	18,897
All other denominations.....	7	2	15,200			6	31,315	5	5	54	433
Brooklyn Borough, N. Y.....	728	389	5,372,705	233	2,623,056	657	4,985,796	518	582	13,097	158,742
Adventist bodies:											
Seventh-day Adventist Denomination.....	4	1	500			4	15,196	4	4	46	321
Assemblies of God, General Council.....	1					1	1,680	1	1	4	60
Baptist bodies:											
Baptists—											
Northern Baptist Convention.....	44	25	272,053	3	26,000	44	351,722	44	47	1,449	15,886
National Baptist Convention.....	7	3	7,800			6	9,535	7	7	50	424
Congregational Churches.....	28	14	144,500	1	9,000	27	384,265	28	33	1,036	9,831
Disciples of Christ.....	4	2	25,200			4	14,170	4	4	74	941
Eastern Orthodox Churches:											
Greek Orthodox Church (Hellenic).....	3	1	22,500			1	3,163				
Russian Orthodox Church.....	1	3	25,000			3	11,917	2	3	6	87
Syrian Orthodox Church.....	1	1	10,000			1	1,800	1	1	6	108
Evangelical Association.....	7	4	31,950	7	36,000	7	24,947	7	7	213	1,853
Friends:											
Society of Friends (Orthodox).....	1					1	3,216	1	2	23	162
Religious Society of Friends (Hicksite).....	1							1	1	9	75
German Evangelical Synod of North America.....	1	1	10,500	1	8,000	1	3,790	1	1	22	340
Jewish congregations.....	166	88	667,840	1	2,000	160	347,110	25	25	157	3,580
Latter Day Saints:											
Church of Jesus Christ of Latter Day Saints.....	2			1	1,200	2	8,956	2	3	21	147
Reorganized Church of Jesus Christ of Latter Day Saints.....	1	1	5,500			1	2,700	1	1	25	240
Lutheran bodies:											
General Synod of the Evangelical Lutheran Church in the United States of America.....	9	5	51,000	3	23,000	9	44,572	9	9	191	1,751
General Council of the Evangelical Lutheran Church in North America.....	35	22	331,750	20	156,400	33	209,288	35	50	1,374	14,513
Evangelical Lutheran Synodical Conference of America.....	11	9	87,480	6	36,500	11	60,694	11	17	293	3,097
Norwegian Lutheran Church of America—											
Synod for the Norwegian Evangelical Lutheran Church of America.....	3	2	12,300	1	5,200	3	12,677	3	4	87	971
United Norwegian Lutheran Church in America.....	4	3	31,900	1	20,000	4	9,715	4	4	133	1,130
Finnish Evangelical Lutheran Church of America, or Suomi Synod.....	2	1	5,400			1	1,931	2	3	19	153
Methodist bodies:											
Methodist Episcopal Church.....	56	28	282,750	35	300,500	56	415,185	55	56	2,060	22,370
Methodist Protestant Church.....	2	1	2,500	1	7,200	2	3,674	2	2	42	630
Primitive Methodist Church in the United States of America.....	2	2	8,600	1	4,000	2	4,460	2	2	28	219
African Methodist Episcopal Church.....	4	1	2,095			4	6,310	4	4	59	659
African Methodist Episcopal Zion Church.....	7	3	13,600	2	12,000	7	16,508	7	7	129	855
New Apostolic Church.....	1	1	18,240			1	2,759	1	1	10	200
Pentecostal Church of the Nazarene.....	4	2	13,800			4	9,624	4	5	78	528
Polish National Catholic Church of America.....	1	1	8,500			1	1,240	1	1	1	70
Presbyterian bodies:											
Presbyterian Church in the United States of America.....	40	22	258,150	10	104,000	40	522,702	39	46	1,547	14,761
United Presbyterian Church of North America.....	6	4	24,500			6	18,730	6	6	127	1,606
Protestant Episcopal Church.....	60	29	287,047	29	299,956	59	524,305	60	63	1,205	11,293

RELIGIOUS BODIES.

TABLE 66.—STATISTICS OF RELIGIOUS BODIES IN EACH CITY HAVING,

DENOMINATION.	Total number of organizations.	MEMBERS.					PLACES OF WORSHIP.			VALUE OF CHURCH PROPERTY.	
		Number of organizations reporting.	Total number reported.	Sex.		Number of organizations reporting—		Number of church edifices reported.	Number of organizations reporting.	Value reported.	
				Number of organizations reporting.	Male.	Female.	Church edifices.				Halls, etc.
<i>Brooklyn Borough, N. Y.—Continued.</i>											
Reformed bodies:											
Reformed Church in America.....	26	26	9,098	24	2,925	4,718	26	30	26	\$1,581,100	
Reformed Church in the United States.....	3	3	913	2	180	283	3	3	3	64,500	
Reformed Episcopal Church.....	3	3	296	3	108	188	3	3	3	68,500	
Roman Catholic Church.....	118	118	640,112	101	254,754	278,588	116	2	106	12,276,975	
Salvation Army.....	9	9	611	9	226	385	5	4	5	125,892	
Scandinavian Evangelical bodies:											
Norwegian-Danish Free Church.....	3	3	506	3	193	313	2	1	2	65,000	
Society for Ethical Culture.....	1	1	250	1	150	100	1	
Spiritualists:											
Spiritualists (National Spiritualists' Association).....	3	3	213	3	48	165	3	
Unitarians.....	5	5	1,224	3	227	297	5	6	5	259,000	
Universalists.....	3	3	666	1	116	200	3	3	3	185,000	
All other denominations.....	35	35	2,301	33	894	1,340	16	17	16	382,500	
<i>Manhattan Borough, N. Y.</i>	1,042	1,021	939,725	887	282,759	322,214	537	463	577	\$126,696,674	
Adventist bodies:											
Seventh-day Adventist Denomination.....	5	5	655	5	152	503	1	1	1	31,000	
Armenian Church.....	1	1	2,375	1	1,663	712	1	1	1	45,000	
Baptist bodies:											
Baptists—											
Northern Baptist Convention.....	36	36	21,489	23	5,702	9,607	33	3	34	6,168,500	
National Baptist Convention.....	15	15	2,448	15	903	1,545	4	10	4	93,237	
Catholic Apostolic Church.....	2	2	1,085	2	430	655	2	2	2	80,000	
Churches of the New Jerusalem:											
General Convention of the New Jerusalem in the United States of America.....	2	2	274	2	95	179	1	1	1	225,000	
Congregational Churches.....	10	10	3,150	10	1,224	1,926	8	8	8	1,660,000	
Disciples of Christ.....	2	2	464	2	176	288	1	1	1	125,000	
Eastern Orthodox Churches:											
Greek Orthodox Church (Hellenic).....	3	3	21,000	2	1	2	169,000	
Russian Orthodox Church.....	4	4	7,263	4	4,551	2,712	4	4	4	174,000	
Friends:											
Society of Friends (Orthodox).....	1	1	320	1	172	148	1	1	1	165,000	
Religious Society of Friends (Hicksite).....	1	1	465	1	200	265	1	1	1	42,000	
Independent churches.....	14	11	3,685	11	1,239	2,446	9	3	9	1,477,000	
Jewish congregations.....	551	535	63,214	531	43,448	17,688	133	405	133	11,756,183	
Lutheran bodies:											
General Synod of the Evangelical Lutheran Church in the United States of America.....	6	6	4,676	5	1,918	2,415	6	6	6	642,000	
General Council of the Evangelical Lutheran Church in North America.....	12	12	9,074	10	2,686	4,663	12	4	12	1,453,650	
Evangelical Lutheran Synodical Conference of America.....	10	10	5,018	9	1,782	2,981	6	1	7	889,000	
Methodist bodies:											
Methodist Episcopal Church.....	43	43	17,076	29	5,259	7,261	40	41	40	5,289,000	
African Methodist Episcopal Church.....	4	4	411	4	124	287	1	1	1	600	
African Methodist Episcopal Zion Church.....	2	2	2,052	2	729	1,323	2	2	2	131,000	
Moravian bodies:											
Moravian Church (Unitas Fratrum).....	3	3	862	3	338	524	2	1	3	111,000	
New Apostolic Church.....	1	1	550	1	227	323	1	1	1	32,000	
Presbyterian bodies:											
Presbyterian Church in the United States of America.....	47	47	33,037	38	9,129	14,079	44	3	51	43	12,617,400
Welsh Calvinistic Methodist Church.....	1	1	341	1	126	215	1	1	1	86,000	
United Presbyterian Church of North America.....	2	2	445	2	157	288	2	2	2	175,000	
Synod of the Reformed Presbyterian Church of North America.....	2	2	380	2	112	268	2	2	2	125,000	
Protestant Episcopal Church.....	79	78	60,625	35	10,525	14,846	76	2	89	71	45,387,354
Reformed bodies:											
Reformed Church in America.....	14	14	9,814	13	3,150	6,253	12	1	22	11	5,993,000
Reformed Church in the United States.....	2	2	230	2	88	142	2	2	2	38,000	
Hungarian Reformed Church in America.....	1	1	350	1	280	70	1	1	1	50,000	
Reformed Episcopal Church.....	2	2	250	1	70	130	2	2	2	403,000	
Roman Catholic Church.....	112	112	659,962	75	183,615	224,098	110	1	115	111	29,179,050
Salvation Army.....	10	10	793	10	400	393	3	7	3	2	109,600
Society for Ethical Culture.....	1	1	1,200	1	717	483	1	
Spiritualists:											
Spiritualists (National Spiritualists' Association).....	4	4	361	4	146	215	3	
Unitarians.....	3	3	1,645	2	298	710	3	4	3	1,090,000	
Universalists.....	3	3	660	3	225	435	2	2	2	565,000	
All other denominations.....	31	30	2,023	26	703	1,138	6	21	6	7	122,100
<i>Queens Borough, N. Y.</i>	212	212	131,287	181	55,704	64,717	194	9	201	193	\$5,746,800
Adventist bodies:											
Seventh-day Adventist Denomination.....	1	1	185	1	30	155	1	1	1	10,000	
Baptist bodies:											
Baptists—Northern Baptist Convention.....	12	12	1,784	9	547	1,049	12	13	11	202,000	
Congregational Churches.....	10	10	1,978	10	688	1,290	10	10	10	312,200	
Eastern Orthodox Churches:											
Russian Orthodox Church.....	1	1	155	1	110	45	1	1	1	12,000	
Evangelical Association.....	2	2	176	1	40	71	2	2	2	28,000	
Jewish congregations.....	9	9	1,080	9	650	430	8	1	8	130,500	
Lutheran bodies:											
General Synod of the Evangelical Lutheran Church in the United States of America.....	5	5	486	4	138	208	5	5	5	62,000	
General Council of the Evangelical Lutheran Church in North America.....	10	10	2,676	9	1,008	1,632	9	9	9	150,800	
Evangelical Lutheran Synodical Conference of America.....	12	12	3,536	12	1,246	2,290	11	11	11	171,100	

GENERAL TABLES.

IN 1910, 25,000 INHABITANTS OR MORE, BY DENOMINATIONS: 1916—Continued.

DENOMINATION.	Total number of organizations.	DEBT ON CHURCH PROPERTY.		PARSONAGES.		EXPENDITURES FOR YEAR.		SUNDAY SCHOOLS CONDUCTED BY CHURCH ORGANIZATIONS.			
		Number of organizations reporting.	Amount of debt reported.	Number of organizations reporting.	Value of parsonages reported.	Number of organizations reporting.	Amount reported.	Number of organizations reporting.	Number of Sunday schools reported.	Number of officers and teachers.	Number of scholars.
<i>Brooklyn Borough, N. Y.—Continued.</i>											
Reformed bodies:											
Reformed Church in America.....	26	10	\$83,550	11	\$109,000	26	\$167,927	26	29	883	9,047
Reformed Church in the United States.....	3	2	5,300	1	4,000	3	9,344	3	4	83	1,128
Reformed Episcopal Church.....	3	2	19,700			3	4,771	3	3	35	257
Roman Catholic Church.....	118	76	2,450,800	91	1,395,100	66	1,569,568	66	77	1,163	36,334
Salvation Army.....	9	5	61,000			9	32,492	7	7	43	243
Scandinavian Evangelical bodies:											
Norwegian-Danish Free Church.....	3	3	31,000			3	10,216	3	3	40	360
Society for Ethical Culture.....	1					1	5,000	1	1	5	50
Spiritualists:											
Spiritualists (National Spiritualists' Association).....	3					3	8,190	1	1	1	10
Unitarians.....	5	1	5,500	1	14,500	5	48,873	5	5	54	343
Universalists.....	3	1	8,000	1	10,000	3	38,753	3	3	53	354
All other denominations.....	35	9	44,900	5	39,500	29	42,141	26	29	213	1,755
<i>Manhattan Borough, N. Y.</i>	1,042	304	12,752,946	173	5,958,662	971	10,941,862	463	554	10,287	167,804
Adventist bodies:											
Seventh-day Adventist Denomination.....	5	1	18,000			4	10,285	5	5	47	458
Armenian Church.....	1	1	10,000			1	5,000	1	1	2	90
Baptist bodies:											
Baptists—											
Northern Baptist Convention.....	36	14	529,200	2	20,000	36	379,648	35	39	838	9,870
National Baptist Convention.....	15	4	18,510			15	15,736	13	13	92	744
Catholic Apostolic Church.....	2					1	2,750	1	1	3	50
Churches of the New Jerusalem:											
General Convention of the New Jerusalem in the United States of America.....	2					1	14,500	1	1	6	38
Congregational Churches.....	10	3	65,500			10	122,445	8	12	154	1,497
Disciples of Christ.....	2	1	31,000			1	11,733	1	1	18	140
Eastern Orthodox Churches:											
Greek Orthodox Church (Hellenic).....	3	2	114,000			3	32,656	1	1	1	30
Russian Orthodox Church.....	4	3	83,000	2	76,000	4	15,206	1	2	2	80
Friends:											
Society of Friends (Orthodox).....	1					1	5,200	1	2	4	365
Religious Society of Friends (Hicksite).....	1							1	1	1	25
Independent churches.....	14	3	51,200	1	10,000	13	34,405	11	13	232	2,719
Jewish congregations.....	551	109	2,807,350	1	40,000	527	1,253,357	48	56	265	9,057
Lutheran bodies:											
General Synod of the Evangelical Lutheran Church in the United States of America.....	6	3	42,000	4	98,000	6	45,433	6	10	219	2,688
General Council of the Evangelical Lutheran Church in North America.....	12	8	178,950	8	127,500	12	123,487	12	19	418	3,381
Evangelical Lutheran Synodical Conference of America.....	10	4	158,200	2	25,000	7	93,936	8	14	185	1,962
Methodist bodies:											
Methodist Episcopal Church.....	43	21	672,400	21	395,000	43	435,778	41	43	954	11,116
African Methodist Episcopal Church.....	4	2	220			4	5,618	3	3	39	203
African Methodist Episcopal Zion Church.....	2	1	44,500			2	18,390	2	2	73	618
Moravian bodies:											
Moravian Church (Unitas Fratrum).....	3	1	13,000			3	11,270	3	3	42	366
New Apostolic Church.....	1	1	21,300			1	750	1	1	2	35
Presbyterian bodies:											
Presbyterian Church in the United States of America.....	47	7	403,800	15	488,000	46	1,910,226	47	53	1,608	21,028
Welsh Calvinistic Methodist Church.....	1	1	26,000			1	10,733	1	1	10	70
United Presbyterian Church of North America.....	2	2	11,500	1	15,000	2	19,264	2	2	37	345
Synod of the Reformed Presbyterian Church of North America.....	2	1	5,000			2	22,804	2	2	43	421
Protestant Episcopal Church.....	79	20	1,290,500	27	1,698,662	76	2,795,102	72	82	2,168	22,175
Reformed bodies:											
Reformed Church in America.....	14	3	147,500	7	98,000	13	379,531	12	23	448	5,671
Reformed Church in the United States.....	2	2	21,500	1	8,000	2	4,235	1	1	18	156
Hungarian Reformed Church in America.....	1	1	38,500	1	12,000	1	30,156	1	1	2	72
Reformed Episcopal Church.....	2					2	7,790	2	2	19	170
Roman Catholic Church.....	112	80	5,855,216	79	2,841,500	87	2,905,348	93	115	2,096	70,532
Salvation Army.....	10	2	69,000			10	43,245	7	10	54	504
Society for Ethical Culture.....	1					1	47,615	1	1	13	130
Spiritualists:											
Spiritualists (National Spiritualists' Association).....	4					4	3,882	1	1	8	20
Unitarians.....	3					2	51,789	1	1	17	147
Universalists.....	3	1	10,000			3	37,500	3	3	40	224
All other denominations.....	31	2	16,100	1	6,000	24	35,059	13	13	109	667
<i>Queens Borough, N. Y.</i>	212	122	1,091,601	111	826,088	190	941,964	180	208	3,483	39,833
Adventist bodies:											
Seventh-day Adventist Denomination.....	1	1	1,000			1	6,600	1	2	24	195
Baptist bodies:											
Baptists—Northern Baptist Convention.....	12	5	20,500	3	18,000	11	38,256	10	10	209	2,033
Congregational Churches.....	10	7	31,380	4	29,500	10	57,351	10	10	220	1,973
Eastern Orthodox Churches:											
Russian Orthodox Church.....	1	1	7,633			1	873	1	1	1	5
Evangelical Association.....	2	2	22,200	2	12,000	2	5,269	2	2	33	240
Jewish congregations.....	9	7	41,800			9	12,360	6	7	27	635
Lutheran bodies:											
General Synod of the Evangelical Lutheran Church in the United States of America.....	5	5	28,500			5	8,977	5	6	66	569
General Council of the Evangelical Lutheran Church in North America.....	10	5	29,400	4	22,000	10	24,321	10	13	257	2,848
Evangelical Lutheran Synodical Conference of America.....	12	10	39,850	8	28,788	12	30,969	12	21	259	2,738

RELIGIOUS BODIES.

TABLE 66.—STATISTICS OF RELIGIOUS BODIES IN EACH CITY HAVING,

DENOMINATION.	Total number of organizations.	MEMBERS.					PLACES OF WORSHIP.			VALUE OF CHURCH PROPERTY.	
		Number of organizations reporting.	Total number reported.	Sex.		Number of organizations reporting—		Number of church edifices reported.	Number of organizations reporting.	Value reported.	
				Number of organizations reporting.	Male.	Female.	Church edifices.				Halls, etc.
<i>Queens Borough, N. Y.—Continued.</i>											
Methodist bodies:											
Methodist Episcopal Church.....	21	21	5,048	17	1,350	2,198	20		20	\$472,500	
African Methodist Episcopal Church.....	4	4	250	4	56	194	3	1	3	84,000	
Presbyterian bodies:											
Presbyterian Church in the United States of America.....	15	15	3,547	15	1,370	2,177	15		16	581,000	
Protestant Episcopal Church.....	31	31	7,150	17	1,314	1,905	30		31	1,053,700	
Reformed bodies:											
Reformed Church in America.....	16	16	3,991	15	1,360	2,483	16		20	492,000	
Reformed Church in the United States.....	2	2	284	1	100	100	2		2	30,000	
Roman Catholic Church.....	47	47	98,430	44	45,521	48,209	43	1	43	1,910,500	
All other denominations.....	14	14	531	12	176	281	6	6	6	44,500	
<i>Richmond Borough, N. Y.</i>	96	96	37,902	84	12,663	16,076	87	6	94	\$2,318,900	
Baptist bodies:											
Baptists—Northern Baptist Convention.....	6	6	980	6	355	625	5	1	5	79,000	
Independent churches.....	2	2	285	2	80	205	2		3	44,000	
Jewish congregations.....	4	4	800	4	480	320	4		4	48,000	
Lutheran bodies:											
General Council of the Evangelical Lutheran Church in North America.....	5	5	889	4	381	418	4	1	4	126,500	
Evangelical Lutheran Synodical Conference of America.....	2	2	435	2	160	275	2		2	30,600	
Norwegian Lutheran Church of America—Synod for the Norwegian Evangelical Lutheran Church of America.....	1	1	175	1	90	85	1		1	5,000	
United Norwegian Lutheran Church in America.....	1	1	200				1		1		
Methodist bodies:											
Methodist Episcopal Church.....	16	16	2,619	15	856	1,523	16		16	269,000	
African Methodist Episcopal Zion Church.....	2	2	126	2	53	73	2		2	11,000	
Moravian bodies:											
Moravian Church (Unitas Fratrum).....	4	4	1,205	4	483	722	4		4	43,000	
Presbyterian bodies:											
Presbyterian Church in the United States of America.....	3	3	613	3	255	358	3		3	85,000	
Protestant Episcopal Church.....	12	12	3,067	8	490	794	12		15	592,700	
Reformed bodies:											
Reformed Church in America.....	5	5	1,087	5	427	660	5		6	130,200	
Roman Catholic Church.....	21	21	24,855	16	8,320	9,685	20		22	817,500	
Scandinavian Evangelical bodies:											
Norwegian-Danish Free Church.....	2	2	125	2	55	70	2		2	17,500	
Unitarians.....	1	1	130	1	55	75	1		1	10,000	
All other denominations.....	9	9	311	9	123	188	3	4	3	9,900	
<i>NEWARK, N. J.</i>	197	196	169,420	168	58,038	68,743	164	33	170	9,835,211	
Adventist bodies:											
Seventh-day Adventist Denomination.....	2	2	134	2	26	108	1	1	1	10,000	
Baptist bodies:											
Baptists—											
Northern Baptist Convention.....	16	16	4,811	15	1,757	2,929	15	1	15	957,113	
National Baptist Convention.....	12	12	3,815	12	1,301	2,514	6	6	12	236,990	
Congregational Churches.....	2	2	620	2	224	396	2		2	166,000	
Eastern Orthodox Churches:											
Greek Orthodox Church (Hellenic).....	1	1	600	1	460	140	1		1	6,000	
Russian Orthodox Church.....	1	1	1,322	1	610	712	1		1	15,000	
Evangelical Association.....	1	1	215	1	98	117	1		1	30,000	
German Evangelical Synod of North America.....	3	3	1,499	1	560	700	3		3	66,500	
Jewish congregations.....	14	13	4,665	7	850	765	7	7	7	443,000	
Lutheran bodies:											
General Synod of the Evangelical Lutheran Church in the United States of America.....	2	2	561	2	254	307	2		2	24,000	
General Council of the Evangelical Lutheran Church in North America.....	7	7	1,506	6	580	526	6	2	6	173,000	
Evangelical Lutheran Synodical Conference of America.....	2	2	233	2	77	156	1		1	8,000	
Methodist bodies:											
Methodist Episcopal Church.....	18	18	8,320	16	3,007	5,098	17	1	17	1,240,500	
Methodist Protestant Church.....	1	1	627	1	198	429	1		1	90,000	
Free Methodist Church of North America.....	1	1	195	1	80	115	1		1	6,000	
African Methodist Episcopal Church.....	2	2	530	2	178	352	2		2	38,200	
African Methodist Episcopal Zion Church.....	1	1	325	1	86	239	1		1	10,000	
New Apostolic Church.....	1	1	156	1	63	93		1			
Presbyterian bodies:											
Presbyterian Church in the United States of America.....	32	32	13,295	31	4,867	8,108	32		37	2,785,164	
United Presbyterian Church of North America.....	1	1	220	1	84	136	1		1	20,000	
Protestant Episcopal Church.....	17	17	6,175	13	1,592	2,431	17		17	619,000	
Reformed bodies:											
Reformed Church in America.....	7	7	4,268	6	1,510	2,552	7		8	698,000	
Reformed Episcopal Church.....	1	1	178	1	52	126	1		1	40,000	
Roman Catholic Church.....	34	34	113,950	26	39,066	38,988	34		34	2,013,450	
Salvation Army.....	3	3	235	3	98	137	2	1	2	32,794	
Spiritualists:											
Spiritualists (National Spiritualists' Association).....	2	2	180	2	65	115		2			
Universalists.....	1	1	450	1	175	275	1		1	100,000	
All other denominations.....	12	12	335	10	120	179	1	11	1	6,500	

GENERAL TABLES.

IN 1910, 25,000 INHABITANTS OR MORE, BY DENOMINATIONS: 1916—Continued.

DENOMINATION.	Total number of organizations.	DEBT ON CHURCH PROPERTY.		PARSONAGES.		EXPENDITURES FOR YEAR.		SUNDAY SCHOOLS CONDUCTED BY CHURCH ORGANIZATIONS.			
		Number of organizations reporting.	Amount of debt reported.	Number of organizations reporting.	Value of parsonages reported.	Number of organizations reporting.	Amount reported.	Number of organizations reporting.	Number of Sunday schools reported.	Number of officers and teachers.	Number of scholars.
<i>Queens Borough, N. Y.—Continued.</i>											
Methodist bodies:											
Methodist Episcopal Church.....	21	6	\$41,200	17	\$114,500	21	\$81,916	21	21	564	7,023
African Methodist Episcopal Church.....	4	2	1,288			4	3,697	4	4	39	197
Presbyterian bodies:											
Presbyterian Church in the United States of America.....	15	9	103,800	7	72,000	15	77,317	15	18	446	4,076
Protestant Episcopal Church.....	31	14	48,300	16	89,500	31	122,215	30	35	546	5,530
Reformed bodies:											
Reformed Church in America.....	16	7	19,600	11	79,300	16	63,840	16	17	372	3,336
Reformed Church in the United States.....	2	2	6,300			2	3,637	2	3	33	618
Roman Catholic Church.....	47	37	646,100	38	354,000	30	396,712	26	29	316	7,324
All other denominations.....	14	2	2,750	1	6,500	10	7,654	9	9	71	493
<i>Richmond Borough, N. Y.</i>	96	52	454,125	53	352,100	84	386,469	82	91	1,221	12,170
Baptist bodies:											
Baptists—Northern Baptist Convention.....	6	1	3,000	4	27,000	6	16,776	6	6	89	596
Independent churches.....	2	2	15,300			2	25,950	1	1	25	314
Jewish congregations.....	4	3	6,000			4	6,650	2	2	11	115
Lutheran bodies:											
General Council of the Evangelical Lutheran Church in North America.....	5	4	21,080	4	14,000	5	17,424	5	6	90	778
Evangelical Lutheran Synodical Conference of America.....	2	2	7,900	1	5,000	2	4,475	2	2	21	218
Norwegian Lutheran Church of America—Synod for the Norwegian Evangelical Lutheran Church of America.....	1	1	200			1	1,110	1	2	12	90
United Norwegian Lutheran Church in America.....	1					1	1,897	1	2	28	192
Methodist bodies:											
Methodist Episcopal Church.....	16	9	43,200	14	57,200	14	41,293	15	15	293	2,907
African Methodist Episcopal Zion Church.....	2	1	700	1	1,400	2	2,538	2	2	16	93
Moravian bodies:											
Moravian Church (Unitas Fratrum).....	4			4	24,000	4	24,494	4	5	76	610
Presbyterian bodies:											
Presbyterian Church in the United States of America.....	3	2	5,900	1	5,000	2	11,660	3	4	74	592
Protestant Episcopal Church.....	12	3	6,900	8	78,000	12	63,289	12	13	141	1,264
Reformed bodies:											
Reformed Church in America.....	5	2	4,000	2	9,000	5	25,412	5	5	110	1,000
Roman Catholic Church.....	21	17	333,800	13	125,500	12	128,771	14	17	178	3,107
Scandinavian Evangelical bodies:											
Norwegian-Danish Free Church.....	2	2	5,200			2	2,922	2	2	20	102
Unitarians.....	1			1	6,000	1	2,911	1	1	6	35
All other denominations.....	9	3	945			9	8,897	6	6	33	157
<i>NEWARK, N. J.</i>	197	100	1,299,925	92	1,130,235	186	1,451,679	160	173	4,105	44,125
Adventist bodies:											
Seventh-day Adventist Denomination.....	2					2	2,777	2	2	20	111
Baptist bodies:											
Baptists—											
Northern Baptist Convention.....	16	11	120,678	6	45,000	16	99,221	15	16	417	3,779
National Baptist Convention.....	12	5	32,900			12	26,877	12	12	132	1,378
Congregational Churches.....	2	2	25,000			2	13,909	2	2	58	394
Eastern Orthodox Churches:											
Greek Orthodox Church (Hellenic).....	1	1	1,000			1	3,000	1	1	1	40
Russian Orthodox Church.....	1	1	8,300			1	5,236	1	1	2	92
Evangelical Association.....	1	1	14,000	1	5,000	1	3,900	1	1	36	404
German Evangelical Synod of North America.....	3	1	1,100	1	4,500	3	8,552	3	3	64	740
Jewish congregations.....	14	6	150,000			12	46,722	3	3	24	615
Lutheran bodies:											
General Synod of the Evangelical Lutheran Church in the United States of America.....	2	2	5,569			2	2,922	1	1	40	600
General Council of the Evangelical Lutheran Church in North America.....	7	4	32,000	5	29,500	7	17,218	7	8	124	1,242
Evangelical Lutheran Synodical Conference of America.....	2	1	4,000	1	4,000	2	2,753	1	2	19	152
Methodist bodies:											
Methodist Episcopal Church.....	18	11	50,200	15	148,500	18	109,645	18	18	628	5,572
Methodist Protestant Church.....	1	1	4,000	1	10,000	1	12,140	1	2	85	645
Free Methodist Church of North America.....	1	1	2,000	1	6,000	1	3,000	1	1	20	120
African Methodist Episcopal Church.....	2	1	5,000	2	6,300	2	8,400	2	2	32	395
African Methodist Episcopal Zion Church.....	1	1	1,900			1	1,966	1	1	10	234
New Apostolic Church.....	1					1	180	1	1	2	39
Presbyterian bodies:											
Presbyterian Church in the United States of America.....	32	13	165,300	19	209,000	31	388,435	32	38	1,498	13,365
United Presbyterian Church of North America.....	1					1	3,145	1	1	19	129
Protestant Episcopal Church.....	17	6	30,500	9	82,550	17	121,488	17	17	320	2,529
Reformed bodies:											
Reformed Church in America.....	7	3	29,700	4	42,000	7	98,412	7	10	291	3,689
Reformed Episcopal Church.....	1					1	4,073	1	1	15	94
Roman Catholic Church.....	34	25	600,280	26	517,885	30	440,083	19	19	173	7,159
Salvation Army.....	3	2	14,000			3	7,903	3	3	26	185
Spiritualists:											
Spiritualists (National Spiritualists' Association).....	2			1	20,000	1	400				
Universalists.....	1					1	11,500	1	1	16	217
All other denominations.....	12	1	2,500			9	7,822	6	6	33	206

RELIGIOUS BODIES.

TABLE 66.—STATISTICS OF RELIGIOUS BODIES IN EACH CITY HAVING,

DENOMINATION.	Total number of organizations.	MEMBERS.					PLACES OF WORSHIP.			VALUE OF CHURCH PROPERTY.	
		Number of organizations reporting.	Total number reported.	Sex.		Number of organizations reporting—		Number of church edifices reported.	Number of organizations reporting.	Value reported.	
				Male.	Female.	Church edifices.	Halls, etc.				
NEWARK, OHIO	27	27	13,009	23	5,174	6,718	26	1	26	24	\$635,470
Adventist bodies:											
Seventh-day Adventist Denomination.....	1	1	52	1	15	37	1		1	1	2,500
Baptist bodies:											
Baptists—Northern Baptist Convention.....	1	1	603	1	225	378	1		1	1	20,000
Christian Union.....	4	4	633	3	266	341	4		4	4	25,000
Congregational Churches.....	2	2	677	2	277	400	2		2	2	7,500
Disciples of Christ.....	3	3	1,091				3		3	1	4,000
German Evangelical Synod of North America.....	1	1	300	1	90	210	1		1	1	6,000
Lutheran bodies:											
General Synod of the Evangelical Lutheran Church in the United States of America.....	2	2	697	2	290	407	2		2	2	28,000
Methodist bodies:											
Methodist Episcopal Church.....	3	3	2,938	3	1,309	1,629	3		3	3	170,000
African Methodist Episcopal Church.....	1	1	96	1	29	67	1		1	1	10,000
Presbyterian bodies:											
Presbyterian Church in the United States of America.....	3	3	1,494	3	577	917	3		3	3	179,000
Protestant Episcopal Church.....	1	1	410	1	165	245	1		1	1	60,000
Roman Catholic Church.....	2	2	3,128	2	1,523	1,605	2		2	2	105,000
Salvation Army.....	1	1	15	1	5	10		1			
United Brethren bodies:											
Church of the United Brethren in Christ.....	2	2	875	2	403	472	2		2	2	18,470
NEWBURGH, N. Y.	33	33	15,539	28	5,638	7,789	29	4	31	29	1,274,438
Adventist bodies:											
Seventh-day Adventist Denomination.....	1	1	50	1	10	40		1			
Baptist bodies:											
Baptists—Northern Baptist Convention.....	2	2	820	2	273	547	2		3	2	80,000
National Baptist Convention.....	1	1	201	1	80	121		1			
Congregational Churches.....	1	1	338	1	126	212	1		1	1	12,000
Jewish congregations.....	2	2	100	2	70	30	2		2	2	30,000
Lutheran bodies:											
General Council of the Evangelical Lutheran Church in North America.....	1	1	127	1	61	66	1		1	1	8,000
Methodist bodies:											
Methodist Episcopal Church.....	3	3	2,215	2	600	825	3		3	3	183,000
African Methodist Episcopal Zion Church.....	1	1	80	1	17	63	1		1	1	30,000
Presbyterian bodies:											
Presbyterian Church in the United States of America.....	3	3	1,125	2	265	569	3		4	3	213,100
United Presbyterian Church of North America.....	1	1	271	1	94	177	1		1	1	25,000
Synod of the Reformed Presbyterian Church in North America.....	2	2	275	2	90	185	2		2	2	45,000
Protestant Episcopal Church.....	4	4	1,731	1	250	450	4		4	4	160,314
Reformed bodies:											
Reformed Church in America.....	1	1	343	1	143	200	1		1	1	200,000
Reformed Episcopal Church.....	1	1	90	1	35	55	1		1	1	15,000
Roman Catholic Church.....	5	5	7,538	5	3,424	4,114	5		5	5	245,000
Salvation Army.....	1	1	94	1	53	41	1		1	1	16,024
Unitarians.....	1	1	85	1	28	57	1		1	1	12,000
All other denominations.....	2	2	56	2	19	37		2			
NEWPORT, KY.	21	21	15,703	21	7,309	8,394	20	1	20	20	638,100
Baptist bodies:											
Baptists—Southern Baptist Convention.....	1	1	897	1	350	547	1		1	1	46,000
National Baptist Convention.....	1	1	125	1	49	76	1		1	1	1,100
Congregational Churches.....	1	1	223	1	87	136	1		1	1	19,000
Disciples of Christ.....	1	1	291	1	114	177	1		1	1	12,000
Evangelical Protestant Church of North America.....	1	1	379	1	145	234	1		1	1	35,000
German Evangelical Synod of North America.....	1	1	1,500	1	700	800	1		1	1	30,000
Lutheran bodies:											
General Synod of the Evangelical Lutheran Church in the United States of America.....	1	1	221	1	96	125	1		1	1	35,000
Methodist bodies:											
Methodist Episcopal Church.....	2	2	710	2	295	415	2		2	2	57,000
Methodist Episcopal Church, South.....	1	1	170	1	57	113	1		1	1	15,000
African Methodist Episcopal Church.....	1	1	78	1	25	53	1		1	1	10,000
Presbyterian bodies:											
Presbyterian Church in the United States of America.....	1	1	350	1	150	200	1		1	1	45,000
Protestant Episcopal Church.....	1	1	306	1	85	221	1		1	1	30,000
Roman Catholic Church.....	4	4	10,200	4	5,070	5,130	4		4	4	281,000
Spiritualists:											
Spiritualists (National Spiritualists' Association).....	1	1	40	1	15	25	1		1	1	7,000
United Brethren bodies:											
Church of the United Brethren in Christ.....	1	1	165	1	55	110	1		1	1	12,000
All other denominations.....	2	2	48	2	16	32	1	1	1	1	3,000
NEWPORT, R. I.	22	22	15,253	20	5,147	6,081	22		23	22	1,065,500
Baptist bodies:											
Baptists—Northern Baptist Convention.....	4	4	957	4	325	632	4		4	4	64,000
Congregational Churches.....	2	2	434	2	156	278	2		2	2	59,000
Friends:											
Society of Friends (Orthodox).....	1	1	50	1	22	28	1		1	1	4,000
Lutheran bodies:											
General Council of the Evangelical Lutheran Church in North America.....	1	1	94	1	35	59	1		1	1	9,000
Methodist bodies:											
Methodist Episcopal Church.....	3	3	625	3	226	399	3		3	3	52,000
African Methodist Episcopal Church.....	1	1	220	1	70	150	1		1	1	17,000

GENERAL TABLES.

IN 1910, 25,000 INHABITANTS OR MORE, BY DENOMINATIONS: 1916—Continued.

DENOMINATION.	Total number of organizations.	DEBT ON CHURCH PROPERTY.		PARSONAGES.		EXPENDITURES FOR YEAR.		SUNDAY SCHOOLS CONDUCTED BY CHURCH ORGANIZATIONS.			
		Number of organizations reporting.	Amount of debt reported.	Number of organizations reporting.	Value of parsonages reported.	Number of organizations reporting.	Amount reported.	Number of organizations reporting.	Number of Sunday schools reported.	Number of officers and teachers.	Number of scholars.
NEWARK, OHIO.....	27	10	\$103,700	10	\$57,200	24	\$154,657	27	27	546	7,870
Adventist bodies:											
Seventh-day Adventist Denomination.....	1					1	1,169	1	1	10	60
Baptist bodies:											
Baptists—Northern Baptist Convention.....	1					1	4,600	1	1	28	300
Christian Union.....	4	1	2,200	1	2,000	3	3,340	4	4	36	425
Congregational Churches.....	2	1	8,000			2	14,705	2	2	36	316
Disciples of Christ.....	3	1	2,500			1	1,000	3	3	72	833
German Evangelical Synod of North America.....	1	1	4,500	1	1,200	1	3,325	1	1	14	175
Lutheran bodies:											
General Synod of the Evangelical Lutheran Church in the United States of America.....	2	1	1,000			2	4,895	2	2	52	529
Methodist bodies:											
Methodist Episcopal Church.....	3	2	58,000	3	20,000	3	23,305	3	3	113	2,199
African Methodist Episcopal Church.....	1					1	1,407	1	1	10	75
Presbyterian bodies:											
Presbyterian Church in the United States of America.....	3	1	16,000	1	10,000	3	61,508	3	3	76	895
Protestant Episcopal Church.....	2			1	12,000	1	5,555	1	1	16	137
Roman Catholic Church.....	1	1	10,800	2	7,500	2	17,400	2	2	19	591
Salvation Army.....	1					1	3,580	1	1	7	40
United Brethren bodies:											
Church of the United Brethren in Christ.....	2	1	700	1	4,500	2	8,858	2	2	59	1,295
NEWBURGH, N. Y.....	33	11	116,150	16	142,141	33	177,837	32	34	575	5,648
Adventist bodies:											
Seventh-day Adventist Denomination.....	1					1	2,272	1	1	9	46
Baptist bodies:											
Baptists—											
Northern Baptist Convention.....	2	1	5,000			2	11,640	2	3	84	613
National Baptist Convention.....	1					1	550	1	1	5	47
Congregational Churches.....	1			1	4,500	1	4,000	1	1	25	203
Jewish congregations.....	2	1	2,500			2	3,700	2	2	14	194
Lutheran bodies:											
General Council of the Evangelical Lutheran Church in North America.....	1			1	4,000	1	1,759	1	1	12	84
Methodist bodies:											
Methodist Episcopal Church.....	3	2	18,600	3	39,000	3	21,937	3	3	150	1,348
African Methodist Episcopal Zion Church.....	1			1	10,741	1	1,797	1	1	15	60
Presbyterian bodies:											
Presbyterian Church in the United States of America.....	3			2	12,900	3	26,337	3	4	71	571
United Presbyterian Church of North America.....	1	1	950			1	3,149	1	1	23	144
Synod of the Reformed Presbyterian Church in North America.....	2	1	4,000			2	5,881	2	2	23	200
Protestant Episcopal Church.....	4	2	6,300	2	11,000	4	21,172	4	4	55	486
Reformed bodies:											
Reformed Church in America.....	1			1	10,000	1	6,000	1	1	30	100
Reformed Episcopal Church.....	1					1	1,470	1	1	5	30
Roman Catholic Church.....	5	2	70,800	4	45,000	5	61,059	5	5	35	1,376
Salvation Army.....	1	1	8,000			1	2,637	1	1	8	74
Unitarians.....	1			1	5,000	1	2,148	1	1	5	30
All other denominations.....	2					2	329	1	1	6	42
NEWPORT, KY.....	21	12	108,122	10	59,000	21	101,710	19	21	435	6,565
Baptist bodies:											
Baptists—											
Southern Baptist Convention.....	1	1	5,772			1	8,076	1	1	58	1,200
National Baptist Convention.....	1					1	500	1	1	8	65
Congregational Churches.....	1			1	6,000	1	2,000	1	1	13	8
Disciples of Christ.....	1	1	1,200			1	2,858	1	1	28	200
Evangelical Protestant Church of North America.....	1	1	4,250	1	5,000	1	6,296	1	1	49	661
German Evangelical Synod of North America.....	1	1	800	1	5,000	1	6,041	1	1	50	800
Lutheran bodies:											
General Synod of the Evangelical Lutheran Church in the United States of America.....	1	1	8,000			1	3,231	1	1	28	182
Methodist bodies:											
Methodist Episcopal Church.....	2			2	7,000	2	7,651	2	3	82	960
Methodist Episcopal Church, South.....	1	1	1,000	1	5,000	1	2,018	1	1	8	125
African Methodist Episcopal Church.....	1	1	1,000			1	555	1	1	7	35
Presbyterian bodies:											
Presbyterian Church in the United States of America.....	1			1	5,000	1	3,482	1	1	20	274
Protestant Episcopal Church.....	1					1	4,288	1	1	22	190
Roman Catholic Church.....	4	3	84,100	3	26,000	4	52,543	3	4	25	1,410
Spiritualists:											
Spiritualists (National Spiritualists' Association).....	1	1	500			1	288				
United Brethren bodies:											
Church of the United Brethren in Christ.....	1					1	1,370	1	1	26	250
All other denominations.....	2	1	1,500			2	513	2	2	11	52
NEWPORT, R. I.....	22	4	73,800	14	158,100	21	138,795	23	23	453	4,375
Baptist bodies:											
Baptists—Northern Baptist Convention.....	4	1	800	3	23,000	4	12,483	4	4	77	658
Congregational Churches.....	2					2	12,513	2	2	22	152
Friends:											
Society of Friends (Orthodox).....	1					1	400	1	1	4	74
Lutheran bodies:											
General Council of the Evangelical Lutheran Church in North America.....	1			1	5,800	1	1,762	1	1	12	76
Methodist bodies:											
Methodist Episcopal Church.....	3			3	18,300	3	9,303	3	3	74	435
African Methodist Episcopal Church.....	1			1	3,000	1	3,529	1	1	13	100

RELIGIOUS BODIES.

TABLE 66.—STATISTICS OF RELIGIOUS BODIES IN EACH CITY HAVING,

DENOMINATION.	Total number of organizations.	MEMBERS.					PLACES OF WORSHIP.			VALUE OF CHURCH PROPERTY.	
		Number of organizations reporting.	Total number reported.	Sex.		Number of organizations reporting—		Number of church edifices reported.	Number of organizations reporting.	Value reported.	
				Number of organizations reporting.	Male.	Female.	Church edifices.				Halls, etc.
NEWPORT, R. I.—Continued.											
Presbyterian bodies:											
Presbyterian Church in the United States of America.....	1	1	260	1	110	150	1	1	1	\$135,000	
Protestant Episcopal Church.....	4	4	2,150	3	546	814	4	5	4	315,000	
Roman Catholic Church.....	3	3	9,834	2	3,392	3,207	3	3	3	260,000	
Salvation Army.....	1	1	29	1	15	14	1	1	1	10,500	
Unitarians.....	1	1	600	1	250	350	1	1	1	140,000	
NEWTON, MASS.....	37	37	23,384	32	7,849	11,148	36	1	39	2,504,875	
Adventist bodies:											
Seventh-day Adventist Denomination.....	1	1	22	1	4	18		1	1	75	
Baptist bodies:											
Baptists—											
Northern Baptist Convention.....	4	4	1,307	4	464	843	4	4	4	235,500	
National Baptist Convention.....	1	1	150	1	50	100	1	1	1	3,500	
Churches of the New Jerusalem:											
General Convention of the New Jerusalem in the United States of America.....	1	1	127	1	56	71	1	1	1	50,000	
Congregational Churches.....	8	8	3,519	8	1,295	2,224	8	9	8	828,200	
Methodist bodies:											
Methodist Episcopal Church.....	5	5	1,051	4	365	559	5	5	5	126,800	
Protestant Episcopal Church.....	8	8	2,080	5	438	971	8	9	8	398,800	
Roman Catholic Church.....	5	5	13,662	4	4,559	5,514	5	6	5	498,000	
Unitarians.....	4	4	1,466	4	618	848	4	4	4	364,000	
NIAGARA FALLS, N. Y.....	32	31	26,076	29	10,990	12,096	28	3	30	724,000	
Baptist bodies:											
Baptists—Northern Baptist Convention.....	1	1	569	1	232	337	1	1	1	30,000	
Congregational Churches.....	2	2	486	2	190	296	2	2	2	53,000	
Disciples of Christ.....	1	1	400	1	138	262	1	1	1	17,000	
Evangelical Association.....	1	1	176	1	70	106	1	1	1	18,000	
Latter Day Saints:											
Reorganized Church of Jesus Christ of Latter Day Saints.....	1	1	150	1	70	80	1	1	1	5,500	
Lutheran bodies:											
General Council of the Evangelical Lutheran Church in North America.....	2	2	1,113	2	500	613	2	2	2	51,500	
Evangelical Lutheran Synodical Conference of America.....	1	1	290				1	1	1	23,000	
Lutheran Synod of Buffalo.....	2	2	208	2	91	117	2	2	2	22,000	
Methodist bodies:											
Methodist Episcopal Church.....	2	2	1,107	2	473	634	2	2	2	75,000	
Presbyterian bodies:											
Presbyterian Church in the United States of America.....	3	3	1,084	3	424	660	3	3	3	104,000	
Protestant Episcopal Church.....	4	3	1,602	3	702	960	4	4	4	143,500	
Roman Catholic Church.....	5	5	18,525	4	7,974	7,851	5	7	5	158,000	
Salvation Army.....	1	1	131	1	64	67	1	1	1	17,000	
All other denominations.....	6	6	175	6	62	113	2	3	2	6,500	
NORFOLK, VA.....	107	107	37,334	99	13,378	20,652	98	7	102	2,824,241	
Baptist bodies:											
Baptists—											
Southern Baptist Convention.....	10	10	5,302	10	2,065	3,237	10	10	10	380,000	
National Baptist Convention.....	15	15	7,696	15	2,724	4,972	14	14	12	397,000	
Christian Church (American Christian Convention).....	10	10	1,575	10	627	948	10	10	10	85,000	
Church of God and Saints of Christ.....	3	3	80	3	46	34	2	2	2	2,600	
Disciples of Christ.....	2	2	613	2	250	363	2	3	2	83,000	
Jewish congregations.....	4	4	1,140	4	765	375	4	5	4	27,500	
Lutheran bodies:											
United Synod of the Evangelical Lutheran Church in the South.....	1	1	180	1	80	100	1	1	1	10,000	
Methodist bodies:											
Methodist Episcopal Church.....	1	1	93	1	35	58	1	1	1	3,000	
Methodist Episcopal Church, South.....	9	9	6,303	9	2,584	3,719	9	10	9	572,500	
African Methodist Episcopal Church.....	9	9	2,837	9	1,068	1,769	9	9	9	130,500	
African Methodist Episcopal Zion Church.....	4	4	999	4	355	644	3	3	3	46,000	
African Union Methodist Protestant Church.....	2	3	105	3	34	71	3	3	3	7,700	
Colored Methodist Episcopal Church.....	1	1	330	1	105	225	1	1	1	15,000	
Reformed Zion Union Apostolic Church.....	1	1	227	1	75	152	1	1	1	3,000	
Pentecostal Church of the Nazarene.....	1	1	70	1	25	45	1	1	1	8,000	
Presbyterian bodies:											
Presbyterian Church in the United States.....	8	8	2,211	8	926	1,285	8	9	8	296,000	
United Presbyterian Church of North America.....	1	1	115	1	20	95	1	1	1	8,000	
Protestant Episcopal Church.....	11	11	3,127	6	672	1,367	10	10	10	542,441	
Roman Catholic Church.....	5	5	4,100	3	820	1,080	5	5	5	190,500	
All other denominations.....	8	8	231	7	102	113	3	5	3	16,500	
NORRISTOWN BOROUGH, PA.....	29	29	18,118	25	6,305	7,149	23		29	1,032,760	
Baptist bodies:											
Baptists—Northern Baptist Convention.....	4	4	1,818	3	601	1,137	4	4	4	183,000	
Brethren, German Baptist (Dunkers):											
Church of the Brethren (Conservative Dunkers).....	1	1	65	1	24	41	1	1	1	3,500	
Church of the Brethren (Conservative Dunkers).....	1	1	383	1	132	251	1	1	1	54,000	
Evangelical Association.....											
Friends:											
Society of Friends (Orthodox).....	1	1	45	1	19	26	1	1	1	10,000	
Religious Society of Friends (Hicksite).....	1	1	144	1	49	95	1	1	1	12,000	
Jewish congregations.....	1	1	20	1	20		1	1	1	4,500	

GENERAL TABLES.

IN 1910, 25,000 INHABITANTS OR MORE, BY DENOMINATIONS: 1916—Continued.

DENOMINATION.	Total number of organizations.	DEBT ON CHURCH PROPERTY.		PARSONAGES.		EXPENDITURES FOR YEAR.		SUNDAY SCHOOLS CONDUCTED BY CHURCH ORGANIZATIONS.			
		Number of organizations reporting.	Amount of debt reported.	Number of organizations reporting.	Value of parsonages reported.	Number of organizations reporting.	Amount reported.	Number of organizations reporting.	Number of Sunday schools reported.	Number of officers and teachers.	Number of scholars.
NEWPORT, R. I.—Continued.											
Presbyterian bodies:											
Presbyterian Church in the United States of America.....	1	1	\$10,000	1	\$15,000	1	\$6,500	1	1	16	150
Protestant Episcopal Church.....	4			2	23,000	4	42,253	4	4	133	989
Roman Catholic Church.....	3	1	56,000	2	55,000	2	40,869	4	4	75	1,620
Salvation Army.....	1	1	7,000			1	2,183	1	1	5	49
Unitarians.....	1			1	15,000	1	7,000	1	1	22	72
NEWTON, MASS.....	37	6	28,050	23	217,480	37	644,620	37	38	884	8,332
Adventist bodies:											
Seventh-day Adventist Denomination.....	1					1	1,000	1	1	6	19
Baptist bodies:											
Baptists—											
Northern Baptist Convention.....	4	1	4,300	3	22,000	4	43,416	4	4	85	658
National Baptist Convention.....	1					1	1,250	1	1	15	125
Churches of the New Jerusalem:											
General Convention of the New Jerusalem in the United States of America.....	1					1	24,500	1	1	12	100
Congregational Churches.....	8	1	4,000	4	37,700	8	325,624	8	8	300	2,465
Methodist bodies:											
Methodist Episcopal Church.....	5	2	8,900	5	27,780	5	19,004	5	5	93	1,093
Protestant Episcopal Church.....	8			6	51,000	8	121,377	8	8	120	900
Roman Catholic Church.....	5	1	9,000	5	79,000	5	69,957	5	6	199	2,663
Unitarians.....	4	1	1,850			4	38,492	4	4	54	309
NIAGARA FALLS, N. Y.....	32	18	232,950	17	108,250	32	168,555	29	35	569	8,202
Baptist bodies:											
Baptists—Northern Baptist Convention.....	1	1	7,000			1	6,673	1	1	45	508
Congregational Churches.....	2			1	10,000	2	8,193	2	2	38	327
Disciples of Christ.....	1	1	3,000			1	4,500	1	1	20	200
Evangelical Association.....	1	1	250	1	2,000	1	1,821	1	1	20	240
Latter Day Saints:											
Reorganized Church of Jesus Christ of Latter Day Saints.....	1					1	950	1	1	14	97
Lutheran bodies:											
General Council of the Evangelical Lutheran Church in North America.....	2	2	5,650	1	6,000	2	5,059	2	2	37	542
Evangelical Lutheran Synodical Conference of America.....	1	1	15,000	1	5,000	1	2,250	1	1	6	95
Lutheran Synod of Buffalo.....	2	2	14,000	1	3,000	2	23,500	1	1	7	65
Methodist bodies:											
Methodist Episcopal Church.....	2	2	20,600	2	10,000	2	8,095	2	3	70	1,305
Presbyterian bodies:											
Presbyterian Church in the United States of America.....	3	2	13,450	2	14,500	3	13,559	3	3	124	1,027
Protestant Episcopal Church.....	4			3	22,000	4	13,389	4	7	102	963
Roman Catholic Church.....	5	5	144,000	4	33,000	5	68,817	4	6	37	2,494
Salvation Army.....	1	1	10,000			1	8,238	1	1	15	150
All other denominations.....	6			1	2,750	6	3,511	5	5	34	189
NORFOLK, VA.....	107	64	413,763	38	209,650	102	532,253	100	107	1,927	23,640
Baptist bodies:											
Baptists—											
Southern Baptist Convention.....	10	6	42,500	3	23,500	10	77,769	10	10	335	4,257
National Baptist Convention.....	15	11	91,377	4	22,350	14	30,406	15	15	229	3,078
Christian Church (American Christian Convention).....	10	7	5,977	3	8,000	10	17,047	10	10	161	1,709
Church of God and Saints of Christ.....	3	1	900			1	85	1	1	6	12
Disciples of Christ.....	2	2	8,000	1	10,000	2	12,369	2	2	73	501
Jewish congregations.....	4	4	9,900			4	12,900	3	4	28	390
Lutheran bodies:											
United Synod of the Evangelical Lutheran Church in the South.....	1			1	4,500	1	3,000	1	1	18	164
Methodist bodies:											
Methodist Episcopal Church.....	1	1	300	1	1,000	1	739	1	1	5	45
Methodist Episcopal Church, South.....	9	7	108,500	6	37,000	9	119,130	9	10	357	5,044
African Methodist Episcopal Church.....	9	6	13,618	6	12,000	9	19,003	9	10	171	2,411
African Methodist Episcopal Zion Church.....	4	2	18,553			4	7,359	3	3	36	349
African Union Methodist Protestant Church.....	3	1	900			2	1,325	3	3	14	178
Colored Methodist Episcopal Church.....	1	1	3,500	1	5,000	1	2,292	1	1	15	250
Reformed Zion Union A postolic Church.....	1	1	375			1	2,144	1	1	10	75
Pentecostal Church of the Nazarene.....	1					1	1,436	1	1	14	100
Presbyterian bodies:											
Presbyterian Church in the United States.....	8	5	42,050	4	13,500	8	53,025	8	10	196	2,007
United Presbyterian Church of North America.....	1			1	7,000	1	700	1	1	8	90
Protestant Episcopal Church.....	11	6	64,838	4	36,000	11	145,847	11	11	163	1,616
Roman Catholic Church.....	5	1	300	3	29,800	5	16,982	5	6	38	988
All other denominations.....	8	2	2,175			7	8,695	5	6	50	376
NORRISTOWN BOROUGH, PA.....	29	16	137,132	18	113,050	28	164,848	28	30	732	10,046
Baptist bodies:											
Baptists—Northern Baptist Convention.....	4	1	7,500	2	8,500	4	23,284	4	4	157	2,011
Brethren, German Baptist (Dunkers):											
Church of the Brethren (Conservative Dunkers).....	1					1	1,048	1	1	16	186
Church of the Brethren (Conservative Dunkers).....	1					1	3,900	1	1	25	414
Evangelical Association.....	1	1	9,500	1	6,000						
Friends:											
Society of Friends (Orthodox).....	1					1	274	1	1	3	20
Religious Society of Friends (Hicksite).....	1					1	588	1	1	12	90
Jewish congregations.....	1	1	1,100			1	928				

RELIGIOUS BODIES.

TABLE 66.—STATISTICS OF RELIGIOUS BODIES IN EACH CITY HAVING,

DENOMINATION.	Total number of organizations.	MEMBERS.					PLACES OF WORSHIP.			VALUE OF CHURCH PROPERTY.	
		Number of organizations reporting.	Total number reported.	Sex.		Number of organizations reporting—		Number of church edifices reported.	Number of organizations reporting.	Value reported.	
				Number of organizations reporting.	Male.	Female.	Church edifices.				Halls, etc.
NORRISTOWN BOROUGH, PA.—Continued.											
Lutheran bodies:											
General Council of the Evangelical Lutheran Church in North America.....	3	3	1,480	3	628	852	3	3	3	\$67,000	
Methodist bodies:											
Methodist Episcopal Church.....	3	3	1,475	2	491	464	3	3	3	117,000	
African Methodist Episcopal Church.....	1	1	445	1	145	300	1	1	1	9,000	
African Union Methodist Protestant Church.....	1	1	280	1	85	195	1	1	1	25,000	
Presbyterian bodies:											
Presbyterian Church in the United States of America.....	3	3	1,256	2	161	331	2	2	2	129,250	
Protestant Episcopal Church.....	2	2	953	2	312	641	2	2	2	140,000	
Reformed bodies:											
Reformed Church in the United States.....	3	3	1,324	3	539	785	3	3	3	186,500	
Roman Catholic Church.....	2	2	8,300	1	3,049	1,951	2	2	2	65,000	
Salvation Army.....	1	1	33	1	14	19	1	1	1	17,000	
Schwenkfelders.....	1	1	97	1	36	61	1	1	1	10,000	
OAKLAND, CALIF.....	135	134	62,837	123	26,453	31,894	112	15	118	3,043,468	
Adventist bodies:											
Advent Christian Church.....	1	1	95	1	33	62	1	1	1	2,500	
Seventh-day Adventist Denomination.....	2	2	581	2	154	427	2	2	2	18,000	
Baptist bodies:											
Baptists—											
Northern Baptist Convention.....	10	10	1,898	8	561	1,060	10	10	10	293,830	
National Baptist Convention.....	2	2	193	2	70	123	2	2	2	13,000	
Brethren, Plymouth:											
Brethren, Plymouth, I.....	1	1	128	1	51	77	1	1	1	11,000	
Brethren, Plymouth, II.....	1	1	137	1	50	87	1	1	1	9,000	
Buddhists:											
Japanese temples.....	1	1	578	1	433	145	1	2	1	8,000	
Christian and Missionary Alliance.....	1	1	75	1	40	35	1	1	1	4,000	
Congregational Churches.....	11	11	3,540	11	1,252	2,288	11	11	11	290,500	
Disciples of Christ.....	2	2	624	2	265	359	2	2	2	60,000	
Independent churches.....	3	3	232	3	126	106	2	1	2	10,300	
Jewish congregations.....	2	2	700	1	350	350	1	1	1	100,000	
Latter Day Saints:											
Church of Jesus Christ of Latter Day Saints.....	1	1	241	1	110	131	1	1	1	3,000	
Reorganized Church of Jesus Christ of Latter Day Saints.....	1	1	400	1	238	162	1	1	1	3,000	
Lutheran bodies:											
General Synod of the Evangelical Lutheran Church in the United States of America.....	1	1	117	1	41	76	1	1	1	60,000	
General Council of the Evangelical Lutheran Church in North America.....	1	1	204	1	92	112	1	1	1	25,000	
Evangelical Lutheran Synodical Conference of America.....	3	3	554	3	210	344	3	3	3	37,500	
Norwegian Lutheran Church of America—											
Synod for the Norwegian Evangelical Lutheran Church of America.....	2	2	154	1	30	42	2	2	2	10,000	
United Danish Evangelical Lutheran Church in America.....	1	1	77	1	33	44	1	1	1	8,000	
Methodist bodies:											
Methodist Episcopal Church.....	19	19	3,048	19	1,186	1,862	19	21	19	518,900	
Methodist Episcopal Church, South.....	3	3	233	3	96	137	1	1	1	60,000	
African Methodist Episcopal Church.....	1	1	250	1	50	200	1	1	1	50,000	
African Methodist Episcopal Zion Church.....	1	1	125	1	50	75	1	1	1	12,000	
Pentecostal Church of the Nazarene.....	1	1	83	1	21	62	1	1	1	6,000	
Presbyterian bodies:											
Presbyterian Church in the United States of America.....	12	12	1,917	12	648	1,269	12	12	12	428,000	
United Presbyterian Church of North America.....	1	1	92	1	33	59	1	1	1	13,000	
Protestant Episcopal Church.....	12	12	2,105	9	572	999	10	10	10	210,000	
Roman Catholic Church.....	16	16	42,997	14	19,207	20,590	16	18	16	600,938	
Salvation Army.....	2	2	164	2	82	82	2	2	2	18,000	
Scandinavian Evangelical bodies:											
Swedish Evangelical Mission Covenant of America.....	1	1	175	1	64	111	1	2	1	18,000	
Spiritualists:											
Spiritualists (National Spiritualists' Association).....	3	3	248	2	20	28	2	2	2	
Theosophical societies:											
Theosophical Society, American Section.....	1	1	108	1	100	140	1	1	1	125,000	
Unitarians.....	1	1	240	1	100	140	1	1	1	
United Brethren bodies:											
Church of the United Brethren in Christ.....	1	1	89	1	85	250	1	1	1	20,000	
All other denominations.....	13	13	435	13	185	250	3	8	3	18,000	
OGDEN, UTAH.....	31	31	18,338	29	8,272	9,780	29	1	32	576,221	
Baptist bodies:											
Baptists—Northern Baptist Convention.....	2	2	268	2	89	179	2	2	2	27,000	
Congregational Churches.....	2	2	213	2	60	153	2	3	2	20,000	
Disciples of Christ.....	1	1	42	1	32	36	1	1	1	
German Evangelical Synod of North America.....	1	1	68	1	45	25	1	1	1	12,000	
Jewish congregations.....	1	1	70	1	25	25	1	1	1	
Latter Day Saints:											
Church of Jesus Christ of Latter Day Saints.....	15	15	13,940	15	6,512	7,428	15	16	15	263,221	
Reorganized Church of Jesus Christ of Latter Day Saints.....	1	1	106	1	51	55	1	1	1	1,500	
Lutheran bodies:											
General Council of the Evangelical Lutheran Church in North America.....	1	1	55	1	20	35	1	2	1	4,500	
Methodist bodies:											
Methodist Episcopal Church.....	1	1	320	1	95	225	1	1	1	45,000	
Presbyterian bodies:											
Presbyterian Church in the United States of America.....	2	2	465	2	192	273	2	2	2	70,000	
Protestant Episcopal Church.....	1	1	244	1	151	1,349	1	1	1	30,000	
Roman Catholic Church.....	1	1	2,500	1	1,151	1,349	1	1	1	100,000	
All other denominations.....	2	2	47	2	25	22	1	1	1	3,000	

GENERAL TABLES.

IN 1910, 25,000 INHABITANTS OR MORE, BY DENOMINATIONS: 1916—Continued.

DENOMINATION.	Total number of organizations.	DEBT ON CHURCH PROPERTY.		PARSONAGES.		EXPENDITURES FOR YEAR.		SUNDAY SCHOOLS CONDUCTED BY CHURCH ORGANIZATIONS.			
		Number of organizations reporting.	Amount of debt reported.	Number of organizations reporting.	Value of parsonages reported.	Number of organizations reporting.	Amount reported.	Number of organizations reporting.	Number of Sunday schools reported.	Number of officers and teachers.	Number of scholars.
NORRISTOWN BOROUGH, PA.—Continued.											
Lutheran bodies:											
General Council of the Evangelical Lutheran Church in North America.....	3	1	\$14,000	2	\$14,000	3	\$26,281	3	3	97	1,328
Methodist bodies:											
Methodist Episcopal Church.....	3	3	24,500	3	19,700	3	20,693	3	3	110	1,985
African Methodist Episcopal Church.....	1	1	1,500	1	2,600	1	1,650	1	1	6	150
African Union Methodist Protestant Church.....	1	1	1,000			1	3,180	1	1	10	147
Presbyterian bodies:											
Presbyterian Church in the United States of America.....	3	1	10,500	2	10,750	2	17,424	3	3	84	830
Protestant Episcopal Church.....	2			2	20,000	2	14,790	2	3	42	391
Reformed bodies:											
Reformed Church in the United States.....	3	3	47,100	3	18,500	3	21,977	3	3	112	1,320
Roman Catholic Church.....	2	2	11,500	2	13,000	2	25,313	2	3	30	954
Salvation Army.....	1	1	8,932			1	2,645	1	1	12	67
Schwenkfelders.....	1					1	873	1	1	16	153
OAKLAND, CALIF.....	135	62	403,527	39	206,050	126	470,167	124	135	1,763	20,313
Adventist bodies:											
Advent Christian Church.....	1					1	1,950	1	1	19	85
Seventh-day Adventist Denomination.....	2	1	2,853			2	8,777	2	2	71	405
Baptist bodies:											
Baptists—											
Northern Baptist Convention.....	10	5	30,000			10	35,678	10	12	200	2,055
National Baptist Convention.....	2	2	4,500			2	2,050	2	2	12	100
Brethren, Plymouth:											
Brethren, Plymouth, I.....	1	1	8,000			1	1,740	1	1	7	94
Brethren, Plymouth, II.....	1	1	1,000			1	2,650	1	2	16	184
Buddists:											
Japanese temples.....	1			1	1,000	1	1,680				
Christian and Missionary Alliance.....	1	1	2,000	1	3,000	1	3,675	1	1	10	134
Congregational Churches.....	11	7	45,050	3	13,000	11	63,928	11	11	249	2,577
Disciples of Christ.....	2	1	10,000			2	59,34	2	2	73	525
Independent churches.....	3					2	2,120	3	3	13	89
Jewish congregations.....	2	1	58,000			1	11,233	1	1	11	240
Latter Day Saints:											
Church of Jesus Christ of Latter Day Saints.....	1					1	1,549	1	1	21	134
Reorganized Church of Jesus Christ of Latter Day Saints.....	1					1	425	1	2	23	58
Lutheran bodies:											
General Synod of the Evangelical Lutheran Church in the United States of America.....	1	1	7,750			1	2,701	1	1	12	111
General Council of the Evangelical Lutheran Church in North America.....	1	1	600			1	2,533	1	1	11	90
Evangelical Lutheran Synodical Conference of America.....	3	2	10,800	2	7,250	3	7,148	3	3	39	218
Norwegian Lutheran Church of America—Synod for the Norwegian Evangelical Lutheran Church of America.....	2	1	3,000			2	1,955	2	3	12	101
United Danish Evangelical Lutheran Church in America.....	1					1	1,600	1	1	8	60
Methodist bodies:											
Methodist Episcopal Church.....	19	8	13,240	10	39,600	19	51,015	19	20	328	3,367
Methodist Episcopal Church, South.....	3			1	15,000	3	2,304	2	2	16	226
African Methodist Episcopal Church.....	1					1	4,014	1	1	10	200
African Methodist Episcopal Zion Church.....	1	1	325			1	1,663	1	1	8	83
Pentecostal Church of the Nazarene.....	1	1	900			1	6,800	1	1	10	60
Presbyterian bodies:											
Presbyterian Church in the United States of America.....	12	3	2,600	4	15,200	12	38,977	12	12	188	1,971
United Presbyterian Church of North America.....	1			1	5,000	1	2,006	1	1	10	60
Protestant Episcopal Church.....	12	6	29,673	3	12,000	11	36,158	12	13	128	1,225
Roman Catholic Church.....	16	13	154,156	12	92,000	14	141,571	15	18	163	5,073
Salvation Army.....	2					2	4,939	2	2	14	109
Scandinavian Evangelical bodies:											
Swedish Evangelical Mission Covenant of America.....	1	1	400			1	4,500	1	2	15	150
Spiritualists:											
Spiritualists (National Spiritualists' Association).....	3					2	289	1	1	3	12
Theosophical societies:											
Theosophical Society, American Section.....	1					1	6,300	1	1	8	63
Unitarians.....	1	1	15,000								
United Brethren bodies:											
Church of the United Brethren in Christ.....	1	1	2,000	1	3,000	1	1,784	1	1	9	130
All other denominations.....	13	2	1,680			11	8,521	9	9	46	324
OGDEN, UTAH.....	31	9	10,067	5	17,250	29	61,225	30	31	556	6,473
Baptist bodies:											
Baptists—Northern Baptist Convention.....	2	1	825	1	1,000	2	3,915	2	3	31	205
Congregational Churches.....	2					2	3,125	2	2	35	208
Disciples of Christ.....	1							1	1	6	75
German Evangelical Synod of North America.....	1					1	1,251	1	1	6	40
Jewish congregations.....	1					1	475				
Latter Day Saints:											
Church of Jesus Christ of Latter Day Saints.....	15	7	9,062			15	32,637	15	15	356	4,634
Reorganized Church of Jesus Christ of Latter Day Saints.....	1	1	180	1	500	1	180	1	1	13	42
Lutheran bodies:											
General Council of the Evangelical Lutheran Church in North America.....	1			1	2,000	1	450	1	1	8	36
Methodist bodies:											
Methodist Episcopal Church.....	1			1	5,000	1	3,565	1	1	25	305
Presbyterian bodies:											
Presbyterian Church in the United States of America.....	2					1	5,800	2	2	45	454
Protestant Episcopal Church.....	1					1	2,479	1	1	6	90
Roman Catholic Church.....	1			1	8,750	1	4,750	1	1	14	300
All other denominations.....	2					2	2,598	2	2	11	84

RELIGIOUS BODIES.

TABLE 66.—STATISTICS OF RELIGIOUS BODIES IN EACH CITY HAVING,

DENOMINATION.	MEMBERS.						PLACES OF WORSHIP.			VALUE OF CHURCH PROPERTY.	
	Total number of organizations.	Number of organizations reporting.	Total number reported.	Sex.		Number of organizations reporting—	Church edifices.	Halls, etc.	Number of churches reported.	Number of organizations reporting.	Value reported.
				Number of organizations reporting.	Male.						
OKLAHOMA CITY, OKLA.	74	74	24,713	67	8,844	12,860	66	5	71	65	\$1,065,850
Adventist bodies:											
Seventh-day Adventist Denomination.....	1	1	206	1	51	155	1		1	1	5,000
Baptist bodies:											
Baptists—											
Southern Baptist Convention.....	8	8	4,151	7	1,502	2,235	8		10	8	216,300
National Baptist Convention.....	9	9	1,706	9	567	1,139	9		9	9	34,250
Churches of the Living God:											
Church of the Living God, Christian Workers for Fellowship.....	1	1	112	1	30	82	1		1	1	800
Congregational Churches.....	3	3	790	3	249	541	3		4	3	92,500
Disciples of Christ.....	6	6	2,650	5	395	655	5	1	5	4	54,000
Eastern Orthodox Churches:											
Greek Orthodox Church (Hellenic).....	1	1	150	1	124	26		1			
German Evangelical Synod of North America.....	1	1	54	1	25	29	1		1	1	6,500
Jewish congregations.....	2	2	630	2	350	280	1	1	1	1	25,000
Lutheran bodies:											
General Synod of the Evangelical Lutheran Church in the United States of America.....	1	1	196	1	96	100	1		1	1	46,000
General Council of the Evangelical Lutheran Church in North America.....	1	1	59	1	30	29	1		1	1	7,000
Evangelical Lutheran Synodical Conference of America.....	1	1	146				1		1	1	15,000
Methodist bodies:											
Methodist Episcopal Church.....	5	5	1,822	3	601	1,006	5		5	5	88,500
Methodist Episcopal Church, South.....	5	5	1,974	5	713	1,201	5		5	5	120,000
Free Methodist Church of North America.....	1	1	50	1	20	30	1		1	1	2,500
African Methodist Episcopal Church.....	2	2	639	2	263	376	2		2	2	15,900
Colored Methodist Episcopal Church.....	2	2	369	2	107	262	2		2	2	9,300
Pentecostal Church of the Nazarene.....	1	1	52	1	11	41					
Pentecostal Holiness Church.....	1	1	78	1	39	39					
Presbyterian bodies:											
Presbyterian Church in the United States of America.....	6	6	2,018	6	858	1,160	6		6	6	168,000
United Presbyterian Church of North America.....	1	1	69	1	28	41	1		1	1	11,000
Presbyterian Church in the United States.....	2	2	270	2	116	154	2		2	2	23,000
Protestant Episcopal Church.....	2	2	611	1	6	30	2		4	2	37,800
Roman Catholic Church.....	2	2	5,165	2	2,390	2,775	2		2	2	55,000
Spiritualists:											
Spiritualists (National Spiritualists' Association).....	1	1	200	1	88	112	1		1	1	1,500
Theosophical societies:											
Theosophical Society, American Section.....	1	1	59					1			
Unitarians.....	1	1	100	1	35	65	1		1	1	11,500
United Brethren bodies:											
Church of the United Brethren in Christ.....	2	2	224	2	77	147	2		2	2	7,500
All other denominations.....	4	4	163	4	73	90	2	1	2	2	12,000
OMAHA, NEBR.	146	145	68,391	131	28,448	34,758	130	11	135	130	3,749,601
Adventist bodies:											
Seventh-day Adventist Denomination.....	3	3	242	3	55	187	2		2	2	25,000
Baptist bodies:											
Baptists—Northern Baptist Convention.....	12	12	3,438	12	1,259	2,179	12		16	12	185,550
Brethren, German Baptist (Dunkers):											
Church of the Brethren (Conservative Dunkers).....	1	1	99	1	35	64	1		1	1	6,000
Congregational Churches.....	8	8	1,928	8	731	1,197	7		7	7	115,000
Disciples of Christ.....	3	3	1,306	3	488	818	3		3	3	108,000
Eastern Orthodox Churches:											
Greek Orthodox Church (Hellenic).....	1	1	300	1	200	100	1		1	1	8,000
Serbian Orthodox Church.....	1	1	520	1	350	170	1		1	1	10,000
German Evangelical Synod of North America.....	1	1	150				1		1	1	14,000
Jewish congregations.....	4	4	925	3	435	340	3	1	3	3	111,000
Latter Day Saints:											
Church of Jesus Christ of Latter Day Saints.....	2	2	278	2	123	155		2			
Reorganized Church of Jesus Christ of Latter Day Saints.....	2	2	406	2	162	244	1		1	1	8,000
Lutheran bodies:											
General Synod of the Evangelical Lutheran Church in the United States of America.....	7	7	3,566	7	1,473	2,093	7		7	7	240,200
General Council of the Evangelical Lutheran Church in North America.....	6	6	1,427	5	403	539	6		6	6	93,700
Evangelical Lutheran Synodical Conference of America.....	4	4	1,006	3	390	503	4		4	4	31,900
Norwegian Lutheran Church of America—Synod for the Norwegian Evangelical Lutheran Church of America.....	1	1	175	1	75	100	1		1	1	5,000
Danish Evangelical Lutheran Church in America.....	1	1	266	1	120	146	1		1	1	6,000
United Danish Evangelical Lutheran Church in America.....	1	1	129	1	47	82	1		1	1	10,000
Methodist bodies:											
Methodist Episcopal Church.....	20	20	4,482	18	1,445	1,883	19	1	19	19	324,200
African Methodist Episcopal Church.....	3	3	472	3	165	307	3		3	3	18,000
Presbyterian bodies:											
Presbyterian Church in the United States of America.....	15	15	3,825	13	1,301	1,974	15		16	15	411,000
United Presbyterian Church of North America.....	3	3	731	3	280	451	3		3	3	79,000
Protestant Episcopal Church.....	10	10	2,264	7	525	849	10		10	10	337,751
Roman Catholic Church.....	19	19	37,894	19	18,041	19,853	19		19	19	1,523,500
Salvation Army.....	2	2	95	2	44	51					
Scandinavian Evangelical bodies:											
Swedish Evangelical Mission Covenant of America.....	1	1	418	1			1		1	1	15,000
Spiritualists:											
Spiritualists (National Spiritualists' Association).....	1	1	1,200								
Unitarians.....	1	1	125	1	50	75		1			
United Brethren bodies:											
Church of the United Brethren in Christ.....	1	1	230	1	93	137	1		1	1	25,500
United Evangelical Church.....	2	2	158	2	57	101	2		2	2	9,500
All other denominations.....	10	9	336	7	101	160	5	5	5	5	28,800

GENERAL TABLES.

IN 1910, 25,000 INHABITANTS OR MORE, BY DENOMINATIONS: 1916—Continued.

DENOMINATION.	Total number of organizations.	DEBT ON CHURCH PROPERTY.		PARSONAGES.		EXPENDITURES FOR YEAR.		SUNDAY SCHOOLS CONDUCTED BY CHURCH ORGANIZATIONS.			
		Number of organizations reporting.	Amount of debt reported.	Number of organizations reporting.	Value of parsonages reported.	Number of organizations reporting.	Amount reported.	Number of organizations reporting.	Number of Sunday schools reported.	Number of officers and teachers.	Number of scholars.
OKLAHOMA CITY, OKLA.....	74	33	\$184,418	29	\$108,600	69	\$280,254	70	75	1,157	13,791
Adventist bodies:											
Seventh-day Adventist Denomination.....	1					1	5,816	1	1	22	140
Baptist bodies:											
Baptists—											
Southern Baptist Convention.....	8	3	41,740	3	5,800	8	78,067	7	8	190	2,426
National Baptist Convention.....	9	4	2,156			9	7,014	9	9	72	533
Churches of the Living God:											
Church of the Living God, Christian Workers for Fellowship.....	1					1	420	1	1	4	25
Congregational Churches.....	3	2	2,950	2	4,500	3	28,334	3	4	92	884
Disciples of Christ.....	6	2	2,700			5	20,950	6	6	173	2,173
Eastern Orthodox Churches:											
Greek Orthodox Church (Hellenic).....	1										
German Evangelical Synod of North America.....	1	1	2,800			1	680	1	1	3	18
Jewish congregations.....	2	1	3,000			2	5,900	2	2	10	105
Lutheran bodies:											
General Synod of the Evangelical Lutheran Church in the United States of America.....	1	1	6,000	1	4,000	1	4,635	1	1	20	125
General Council of the Evangelical Lutheran Church in North America.....	1	1	1,000			1	2,388	1	1	3	19
Evangelical Lutheran Synodical Conference of America.....	1			1	5,000			1	1	4	52
Methodist bodies:											
Methodist Episcopal Church.....	5	3	7,600	4	22,500	5	18,535	5	5	127	1,699
Methodist Episcopal Church, South.....	5	3	35,500	4	14,000	5	20,681	5	5	93	1,748
Free Methodist Church of North America.....	1			1	1,500	1	1,200	1	1	6	60
African Methodist Episcopal Church.....	2	2	522	2	5,600	2	4,794	2	2	11	126
Colored Methodist Episcopal Church.....	2	1	500	2	1,200	2	2,700	2	2	18	240
Pentecostal Church of the Nazarene.....	1					1	1,158	1	1	9	68
Pentecostal Holiness Church.....	1					1	1,163	1	1	8	57
Presbyterian bodies:											
Presbyterian Church in the United States of America.....	6	5	53,575	3	13,500	6	39,371	6	6	137	1,651
United Presbyterian Church of North America.....	1			1	3,000	1	500	1	1	13	160
Presbyterian Church in the United States.....	2	1	250			2	5,303	2	2	31	310
Protestant Episcopal Church.....	2			1	1,000	2	6,956	2	4	19	231
Roman Catholic Church.....	2	2	18,575	2	20,000	2	14,551	1	2	22	234
Spiritualists:											
Spiritualists (National Spiritualists' Association).....	1					1	550	1	1	2	66
Theosophical societies:											
Theosophical Society, American Section.....	1										
Unitarians.....	1					1	2,225	1	1	4	36
United Brethren bodies:											
Church of the United Brethren in Christ.....	2			1	3,000	2	3,257	2	2	32	359
All other denominations.....	4	1	5,550	1	4,000	3	3,106	4	4	32	246
OMAHA, NEBR.....	146	73	289,193	57	279,000	141	692,336	128	145	2,207	24,536
Adventist bodies:											
Seventh-day Adventist Denomination.....	3	2	9,200			3	1,780	3	3	35	192
Baptist bodies:											
Baptists—Northern Baptist Convention.....	12	4	5,045	3	15,500	12	45,034	12	17	281	2,434
Brethren, German Baptist (Dunkers):											
Church of the Brethren (Conservative Dunkers).....	1			1	4,000	1	1,305	1	1	10	102
Congregational Churches.....	8	3	2,000	2	7,500	8	35,205	8	8	148	1,350
Disciples of Christ.....	3	3	16,100			3	17,917	3	3	90	857
Eastern Orthodox Churches:											
Greek Orthodox Church (Hellenic).....	1					1	1,390				
Serbian Orthodox Church.....	1	1	5,000	1	2,800	1	1,952				
German Evangelical Synod of North America.....	1	1	800	1	3,000	1	2,555	1	1	10	65
Jewish congregations.....	4	3	21,900			4	13,110	3	3	18	435
Latter Day Saints:											
Church of Jesus Christ of Latter Day Saints.....	2					2	460	1	1	11	45
Reorganized Church of Jesus Christ of Latter Day Saints.....	2					2	1,550	2	5	37	271
Lutheran bodies:											
General Synod of the Evangelical Lutheran Church in the United States of America.....	7	3	7,485	2	7,000	7	41,066	7	9	197	2,466
General Council of the Evangelical Lutheran Church in North America.....	6	3	7,700	3	14,000	6	25,945	6	6	100	772
Evangelical Lutheran Synodical Conference of America.....	4	1	2,900	4	16,200	4	9,707	2	2	11	190
Norwegian Lutheran Church of America—Synod for the Norwegian Evangelical Lutheran Church of America.....	1			1	2,000	1	2,465	1	1	14	150
Danish Evangelical Lutheran Church in America.....	1	1	600	1	2,000	1	1,671	1	1	4	59
United Danish Evangelical Lutheran Church in America.....	1	1	1,700	1	4,000	1	2,027	1	1	8	67
Methodist bodies:											
Methodist Episcopal Church.....	20	10	33,560	9	27,300	20	74,219	18	18	395	4,048
African Methodist Episcopal Church.....	3	2	3,721	1	1,000	3	5,495	3	3	48	440
Presbyterian bodies:											
Presbyterian Church in the United States of America.....	15	12	54,800	4	14,700	15	150,958	15	18	352	3,188
United Presbyterian Church of North America.....	3	2	5,500	1	2,000	3	16,224	3	3	57	550
Protestant Episcopal Church.....	10	4	25,500	2	16,500	10	48,540	10	11	107	816
Roman Catholic Church.....	19	13	74,400	15	118,000	18	154,226	15	18	115	4,735
Salvation Army.....	2					2	4,852	2	2	13	37
Scandinavian Evangelical bodies:											
Swedish Evangelical Mission Covenant of America.....	1			1	5,000	1	5,387	1	1	30	305
Spiritualists:											
Spiritualists (National Spiritualists' Association).....	1										
Unitarians.....	1					1	4,173	1	1	9	56
United Brethren bodies:											
Church of the United Brethren in Christ.....	1	1	2,300	1	6,000	1	6,000	1	1	20	250
United Evangelical Church.....	2	2	952	2	5,500	2	2,297	2	2	35	225
All other denominations.....	10	1	8,000	1	5,000	7	14,826	5	5	52	431

RELIGIOUS BODIES.

TABLE 66.—STATISTICS OF RELIGIOUS BODIES IN EACH CITY HAVING,

DENOMINATION.	Total number of organizations.	MEMBERS.					PLACES OF WORSHIP.			VALUE OF CHURCH PROPERTY.	
		Number of organizations reporting.	Total number reported.	Sex.		Number of organizations reporting—		Number of church edifices reported.	Number of organizations reporting.	Value reported.	
				Male.	Female.	Church edifices.	Halls, etc.				
ORANGE, N. J.....	27	27	25,074	26	10,526	14,047	26	1	27	26	\$1,310,997
Baptist bodies:											
Baptists—											
Northern Baptist Convention.....	4	4	2,841	4	1,049	1,792	4	1	5	4	202,100
National Baptist Convention.....	2	2	701	2	130	571	1	1	1	1	17,000
Churches of the New Jerusalem:											
General Convention of the New Jerusalem in the United States of America.....	1	1	84	1	30	54	1	1	1	1	20,847
Congregational Churches.....	2	2	517	2	169	348	2	2	2	2	87,000
Lutheran bodies:											
Evangelical Lutheran Synodical Conference of America....	1	1	90	1	31	59	1	1	1	1	4,500
Methodist bodies:											
Methodist Episcopal Church.....	2	2	930	2	322	608	2	2	2	2	86,000
African Methodist Episcopal Church.....	1	1	467	1	197	270	1	1	1	1	8,000
Presbyterian bodies:											
Presbyterian Church in the United States of America.....	4	4	2,139	4	823	1,316	4	4	4	4	225,750
Protestant Episcopal Church.....	3	3	1,655	3	663	992	3	3	3	3	223,000
Reformed bodies:											
Reformed Church in America.....	1	1	501	1	187	314	1	1	1	1	45,000
Roman Catholic Church.....	5	5	15,050	5	7,070	7,980	5	5	5	5	366,800
Unitarians.....	1	1	99	1	42	57	1	1	1	1	25,000
OSHKOSH, WIS.....	41	41	19,470	37	8,302	10,176	36	2	37	36	868,500
Baptist bodies:											
Baptists—Northern Baptist Convention.....	2	2	476	2	154	322	2	2	2	2	43,000
Congregational Churches.....	3	3	733	3	266	467	3	3	3	3	161,000
Evangelical Association.....	1	1	149	1	62	87	1	1	1	1	15,000
German Evangelical Synod of North America.....	2	2	1,077	2	547	530	2	2	2	2	48,000
Lutheran bodies:											
General Council of the Evangelical Lutheran Church in North America.....	1	1	206	1	94	112	1	1	1	1	28,000
Evangelical Lutheran Synodical Conference of America.....	3	3	2,022	2	776	946	2	2	2	2	20,000
Evangelical Lutheran Joint Synod of Ohio and Other States.....	2	2	1,500	2	700	890	2	2	2	2	21,000
Evangelical Lutheran Synod of Iowa and Other States.....	2	2	1,285	2	575	710	2	2	2	2	28,000
United Danish Evangelical Lutheran Church in America.....	1	1	90	1	36	54	1	1	1	1	7,000
Methodist bodies:											
Methodist Episcopal Church.....	4	4	1,041	4	407	634	4	4	4	4	80,000
Presbyterian bodies:											
Presbyterian Church in the United States of America.....	2	2	598	2	214	384	2	3	2	2	72,500
Welsh Calvinistic Methodist Church.....	3	3	185	1	27	68	3	3	3	3	16,000
Protestant Episcopal Church.....	2	2	640	1	7	31	2	2	2	2	68,500
Roman Catholic Church.....	6	6	9,068	6	4,308	4,760	6	6	6	6	250,000
Universalists.....	1	1	98	1	47	51	1	1	1	1	4,000
All other denominations.....	6	6	212	6	82	130	2	2	2	2	6,500
PASADENA, CALIF.....	48	48	14,733	44	4,932	7,538	43	4	44	42	1,264,850
Adventist bodies:											
Advent Christian Church.....	1	1	149	1	61	88	1	1	1	1	16,000
Seventh-day Adventist Denomination.....	1	1	144	1	48	96	1	1	1	1	4,000
Baptist bodies:											
Baptists—Northern Baptist Convention.....	3	3	1,723	3	681	1,042	3	3	3	3	144,000
Brethren, German Baptist (Dunkers):											
Church of the Brethren (Conservative Dunkers).....	1	1	105	1	40	65	1	1	1	1	5,000
Christian and Missionary Alliance.....	1	1	150	1	30	120	1	1	1	1	5,000
Congregational Churches.....	4	4	1,550	4	533	1,017	4	4	4	4	156,000
Disciples of Christ.....	2	2	715	2	240	475	2	2	2	2	103,800
Friends:											
Society of Friends (Orthodox).....	1	1	382	1	184	198	1	1	1	1	13,500
Religious Society of Friends (Hicksite).....	1	1	87	1	28	59	1	1	1	1	8,000
Orthodox Conservative Friends (Wilburite).....	1	1	137	1	61	76	1	1	1	1	10,000
German Evangelical Synod of North America.....	1	1	60	1	29	31	1	1	1	1	4,000
Independent churches.....	1	1	89	1	76	13	1	1	1	1	1,000
Lutheran bodies:											
General Synod of the Evangelical Lutheran Church in the United States of America.....	1	1	120	1	55	65	1	1	1	1	12,000
General Council of the Evangelical Lutheran Church in North America.....	1	1	79	1	45	34	1	1	1	1	4,300
Evangelical Lutheran Synodical Conference of America.....	1	1	152	1	54	98	1	1	1	1	11,050
Methodist bodies:											
Methodist Episcopal Church.....	9	9	2,056	8	829	1,193	9	9	9	9	137,500
Free Methodist Church of North America.....	1	1	84	1	23	61	1	1	1	1	10,000
African Methodist Episcopal Church.....	1	1	200	1	70	130	1	1	1	1	17,000
Pentecostal Church of the Nazarene.....	1	1	297	1	100	197	1	1	1	1	15,000
Presbyterian bodies:											
Presbyterian Church in the United States of America.....	3	3	2,332	2	164	269	3	4	3	3	390,500
United Presbyterian Church of North America.....	1	1	152	1	49	103	1	1	1	1	65,000
Protestant Episcopal Church.....	2	2	845	2	285	560	2	2	2	2	62,700
Roman Catholic Church.....	2	2	2,700	2	1,175	1,525	2	2	2	2	42,500
Salvation Army.....	1	1	50	1	32	18	1	1	1	1	25,000
Universalists.....	1	1	240	1	98	142	1	1	1	1	3,000
All other denominations.....	5	5	135	4	42	60	1	4	1	1	

IN 1910, 25,000 INHABITANTS OR MORE, BY DENOMINATIONS: 1916—Continued.

DENOMINATION.	Total number of organizations.	DEBT ON CHURCH PROPERTY.		PARSONAGES.		EXPENDITURES FOR YEAR.		SUNDAY SCHOOLS CONDUCTED BY CHURCH ORGANIZATIONS.			
		Number of organizations reporting.	Amount of debt reported.	Number of organizations reporting.	Value of parsonages reported.	Number of organizations reporting.	Amount reported.	Number of organizations reporting.	Number of Sunday schools reported.	Number of officers and teachers.	Number of scholars.
ORANGE, N. J.....	27	11	\$193,065	15	\$147,250	27	\$269,540	25	27	612	7,518
Baptist bodies:											
Baptists—											
Northern Baptist Convention.....	4	1	4,000	2	13,500	4	34,891	4	4	127	1,608
National Baptist Convention.....	2					2	2,145	2	2	18	153
Churches of the New Jerusalem:											
General Convention of the New Jerusalem in the United States of America.....	1					1	2,721	1	1	3	15
Congregational Churches.....	2	1	1,400	1	10,000	2	8,752	2	2	39	270
Lutheran bodies:											
Evangelical Lutheran Synodical Conference of America....	1	1	1,965			1	1,801	1	1	12	77
Methodist bodies:											
Methodist Episcopal Church.....	2	1	12,000	2	16,000	2	10,600	2	2	54	655
African Methodist Episcopal Church.....	1	1	1,000	1	4,000	1	5,521	1	1	26	301
Presbyterian bodies:											
Presbyterian Church in the United States of America.....	4	1	2,500	3	35,250	4	70,053	4	5	161	1,605
Protestant Episcopal Church.....	3			2	33,000	3	44,659	3	3	80	733
Reformed bodies:											
Reformed Church in America.....	1					1	8,339	1	1	37	263
Roman Catholic Church.....	5	4	169,000	4	35,500	5	74,165	3	4	47	1,793
Unitarians.....	1	1	1,200			1	5,893	1	1	8	45
OSHKOSH, Wis.....	41	23	134,292	23	107,100	40	170,743	36	38	604	6,200
Baptist bodies:											
Baptists—Northern Baptist Convention.....	2	1	2,000			2	4,383	2	2	39	304
Congregational Churches.....	3	2	30,600	1	7,000	3	26,276	3	3	72	661
Evangelical Association.....	1			1	3,500	1	2,400	1	1	17	120
German Evangelical Synod of North America.....	2	2	10,500	2	9,000	2	5,367	2	2	55	394
Lutheran bodies:											
General Council of the Evangelical Lutheran Church in North America.....	1	1	20,643			1	11,622	1	1	17	178
Evangelical Lutheran Synodical Conference of America....	3	2	2,000	2	4,500	2	13,400	1	1	4	80
Evangelical Lutheran Joint Synod of Ohio and Other States.....	2	1	9,000	2	8,500	2	8,330	1	1	18	260
Evangelical Lutheran Synod of Iowa and Other States.....	2	1	6,700	2	7,000	2	5,245	2	3	29	340
United Danish Evangelical Lutheran Church in America....	1	1	850			1	1,200	1	1	8	30
Methodist bodies:											
Methodist Episcopal Church.....	4	2	6,000	4	14,000	4	11,524	4	4	113	1,089
Presbyterian bodies:											
Presbyterian Church in the United States of America.....	2	1	120	1	5,000	2	8,130	2	3	70	460
Welsh Calvinistic Methodist Church.....	3			1	5,000	3	3,511	3	3	25	215
Protestant Episcopal Church.....	2	2	5,200	1	2,000	2	8,483	2	2	46	312
Roman Catholic Church.....	6	5	39,879	6	42,000	6	54,660	5	5	47	1,545
Universalists.....	1	1	500			1	1,625	1	1	5	30
All other denominations.....	6	1	500	1	1,600	6	4,587	5	5	39	182
PASADENA, CALIF.....	48	14	56,490	15	67,150	46	323,731	42	43	859	9,838
Adventist bodies:											
Advent Christian Church.....	1					1	3,288	1	1	21	215
Seventh-day Adventist Denomination.....	1	1	375			1	7,026	1	1	25	112
Baptist bodies:											
Baptists—Northern Baptist Convention.....	3	2	6,600			3	42,851	3	3	134	1,421
Brethren, German Baptist (Dunkers):											
Church of the Brethren (Conservative Dunkers).....	1					1	13,400	1	1	14	140
Christian and Missionary Alliance.....	1					1	5,150				
Congregational Churches.....	4	1	1,500	2	9,000	4	46,108	4	4	144	1,394
Disciples of Christ.....	2	2	23,700			2	12,796	2	2	36	580
Friends:											
Society of Friends (Orthodox).....	1			1	4,000	1	5,832	1	1	24	230
Religious Society of Friends (Hicksite).....	1					1	378	1	1	5	25
Orthodox Conservative Friends (Wilburite).....	1					1	553				
Orthodox Conservative Friends (Wilburite).....	1					1	998	1	1	5	25
German Evangelical Synod of North America.....	1					1	2,000	1	1	4	10
Independent churches.....											
Lutheran bodies:											
General Synod of the Evangelical Lutheran Church in the United States of America.....	1	1	1,400			1	1,263	1	1	9	79
General Council of the Evangelical Lutheran Church in North America.....	1	1	300			1	2,250	1	1	3	10
Evangelical Lutheran Synodical Conference of America....	1	1	3,650	1	2,650	1	2,472	1	1	3	30
Methodist bodies:											
Methodist Episcopal Church.....	9	2	3,600	6	20,500	9	26,272	9	9	185	2,345
Free Methodist Church of North America.....	1	1	272	1	2,500	1	1,662	1	1	19	157
African Methodist Episcopal Church.....	1	1	2,093	1	3,000	1	1,700	1	1	12	122
Pentecostal Church of the Nazarene.....	1					1	6,561	1	1	36	348
Presbyterian bodies:											
Presbyterian Church in the United States of America.....	3					3	85,639	3	4	92	1,590
United Presbyterian Church of North America.....	1					1	3,100	1	1	11	91
Protestant Episcopal Church.....	2			2	10,500	2	30,453	2	2	33	305
Roman Catholic Church.....	2	1	13,000	1	15,000	2	12,100	2	2	12	390
Salvation Army.....	1					1	3,093	1	1	6	59
Universalists.....	1					1	5,438	1	1	21	146
All other denominations.....	5					3	1,348	1	1	5	34

RELIGIOUS BODIES.

TABLE 66.—STATISTICS OF RELIGIOUS BODIES IN EACH CITY HAVING,

DENOMINATION.	Total number of organizations.	MEMBERS.					PLACES OF WORSHIP.			VALUE OF CHURCH PROPERTY.	
		Number of organizations reporting.	Total number reported.	Sex.		Number of organizations reporting—		Number of church edifices reported.	Number of organizations reporting.	Value reported.	
				Male.	Female.	Church edifices.	Halls, etc.				
PASSAIC, N. J.....	41	40	48,733	36	10,831	12,675	35	5	35	34	\$1,167,482
Baptist bodies:											
Baptists—											
Northern Baptist Convention.....	3	3	651	3	259	392	3		3	3	69,500
National Baptist Convention.....	1	1	125	1	38	87	1		1	1	3,000
Congregational Churches.....	1	1	178	1	66	112	1		1	1	13,000
Eastern Orthodox Churches:											
Russian Orthodox Church.....	1	1	3,400	1	1,600	1,800	1		1	1	150,000
Independent churches:											
Jewish congregations.....	2	2	486	2	194	292	2		2	2	73,000
Lutheran bodies:											
General Council of the Evangelical Lutheran Church in North America.....	1	1									
General Council of the Evangelical Lutheran Church in North America.....	2	2	2,611	1	52	59	2		2	2	73,782
Methodist bodies:											
Methodist Episcopal Church.....	2	2	762	2	375	387	2		2	2	66,000
African Methodist Episcopal Church.....	1	1	72	1	25	47	1		1	1	4,500
Polish National Catholic Church of America.....	1	1	900	1	565	335	1		1	1	12,000
Presbyterian bodies:											
Presbyterian Church in the United States of America.....	2	2	663	2	265	403	2		2	2	110,800
Protestant Episcopal Church.....	2	2	761	2	326	435	2		2	2	48,000
Reformed bodies:											
Reformed Church in America.....	4	4	1,703	4	683	1,015	4		4	4	195,000
Christian Reformed Church.....	3	3	652	3	296	356	3		3	3	44,000
Hungarian Reformed Church in America.....	1	1	291	1	127	164	1		1	1	16,000
Roman Catholic Church.....	7	7	35,158	4	5,838	6,593	7		7	6	267,900
Unitarians.....	1	1	121	1	40	81	1		1	1	15,000
All other denominations.....	6	6	194	6	77	117	1	5	1	1	6,000
PATERSON, N. J.....	100	100	67,990	85	20,273	25,525	85	10	87	82	2,878,232
Adventist bodies:											
Seventh-day Adventist Denomination.....	2	2	108	2	27	81		2			
Baptist bodies:											
Baptists—											
Northern Baptist Convention.....	10	10	3,010	9	1,070	1,935	10		11	10	332,700
National Baptist Convention.....	1	1	700	1	150	550	1		1	1	16,000
Brethren, Plymouth:											
Brethren, Plymouth, III.....	1	1	105	1	54	51		1			
Congregational Churches.....	2	2	334	2	171	163	2		2	2	55,000
Jacobite Church (Assyrian).....	1	1	130	1	70	60		1			
Jewish congregations.....	1	1	100	1	35	65	1		1	1	62,500
Lutheran bodies:											
General Synod of the Evangelical Lutheran Church in the United States of America.....	1	1	316	1	125	191	1		1	1	50,000
General Council of the Evangelical Lutheran Church in North America.....	2	2	137	2	59	78	2		2	2	15,500
Evangelical Lutheran Synodical Conference of America.....	2	2	586	2	230	356	2		2	2	18,000
Methodist bodies:											
Methodist Episcopal Church.....	14	14	3,969	12	1,130	1,631	14		14	14	301,500
Methodist Protestant Church.....	2	2	275	2	106	169	2		2	2	16,000
African Methodist Episcopal Zion Church.....	1	1	300	1	100	200	1		1	1	12,000
Presbyterian bodies:											
Presbyterian Church in the United States of America.....	13	13	4,631	11	1,469	2,535	11		11	11	692,000
United Presbyterian Church of North America.....	1	1	280	1	146	134	1		1		
Protestant Episcopal Church.....	5	5	3,846	2	999	1,499	5		5	5	225,500
Reformed bodies:											
Reformed Church in America.....	9	9	3,019	8	1,194	1,661	8		9	8	302,300
Christian Reformed Church.....	5	5	1,573	5	701	872	5		5	5	103,722
Roman Catholic Church.....	15	15	44,033	10	12,267	12,906	15		15	12	639,500
Spiritualists:											
Spiritualists (National Spiritualists' Association).....	2	2	145	2	37	108	1	1	1	1	3,000
Unitarians.....	1	1	115	1	52	63	1		1	1	16,000
All other denominations.....	9	9	278	8	81	167	2	5	2	3	17,010
PAWTUCKET, R. I.....	39	39	32,446	36	13,817	17,018	35	2	36	35	1,200,954
Baptist bodies:											
Baptists—											
Northern Baptist Convention.....	8	8	1,699	7	445	966	8		8	7	183,085
Brethren, Plymouth:											
Brethren, Plymouth, II.....	1	1	154	1	54	100	1		1	1	8,000
Congregational Churches.....	5	5	1,863	5	602	1,266	5		5	5	133,661
Eastern Orthodox Churches:											
Greek Orthodox Church (Hellenic).....	1	1	600	1	485	115	1		1	1	10,000
Evangelical Association.....	1	1	76	1	25	51	1		1	1	10,500
Lutheran bodies:											
General Council of the Evangelical Lutheran Church in North America.....	1	1	202	1	90	112	1		1	1	6,650
Evangelical Lutheran Synodical Conference of America.....	2	2	299	2	114	185	1		1	1	10,000
Methodist bodies:											
Methodist Episcopal Church.....	2	2	579	2	248	331	2		3	2	59,258
Protestant Episcopal Church.....	5	5	2,295	3	375	597	5		5	5	110,500
Roman Catholic Church.....	8	8	24,133	8	11,190	12,993	8		8	8	554,100
Salvation Army.....	1	1	93	1	36	57		1			
Universalists.....	1	1	296	1	124	172	1		1	1	60,000
All other denominations.....	3	3	102	3	29	73	1	1	1	2	5,200

GENERAL TABLES.

IN 1910, 25,000 INHABITANTS OR MORE, BY DENOMINATIONS: 1916—Continued.

DENOMINATION.	Total number of organizations.	DEBT ON CHURCH PROPERTY		PARSONAGES.		EXPENDITURES FOR YEAR.		SUNDAY SCHOOLS CONDUCTED BY CHURCH ORGANIZATIONS.			
		Number of organizations reporting.	Amount of debt reported.	Number of organizations reporting.	Value of parsonages reported.	Number of organizations reporting.	Amount reported.	Number of organizations reporting.	Number of Sunday schools reported.	Number of officers and teachers.	Number of scholars.
PASSAIC, N. J.....	41	24	\$262,620	22	\$170,300	39	\$283,897	37	41	647	9,031
Baptist bodies:											
Baptists—											
Northern Baptist Convention.....	3	2	3,000	1	9,000	3	11,305	3	3	70	671
National Baptist Convention.....	1					1	3,275	1	1	6	75
Congregational Churches.....	1	1	8,200	1	12,000	1	4,000	1	1	31	210
Eastern Orthodox Churches:											
Russian Orthodox Church.....	1	1	73,000	1	10,000	1	15,801	1	1	3	353
Independent churches.....	2	2	12,200	2	11,500	2	9,573	1	1	26	225
Jewish congregations.....	1										
Lutheran bodies:											
General Council of the Evangelical Lutheran Church in North America.....	2	2	12,070			2	8,209	2	2	34	535
Methodist bodies:											
Methodist Episcopal Church.....	2			1	6,000	2	11,278	2	2	80	810
African Methodist Episcopal Church.....	1	1	2,100			1	2,692	1	1	15	60
Polish National Catholic Church of America.....	1	1	3,000	1	5,500	1	1,900	1	1	1	60
Presbyterian bodies:											
Presbyterian Church in the United States of America.....	2	1	4,000	2	14,200	2	22,865	2	2	53	428
Protestant Episcopal Church.....	2	1	4,500	1	6,500	2	9,598	2	2	33	220
Reformed bodies:											
Reformed Church in America.....	4	3	18,200	3	24,000	4	35,800	4	5	139	1,427
Christian Reformed Church.....	3	2	8,700	3	16,000	3	18,993	3	3	50	558
Hungarian Reformed Church in America.....	1	1	3,150	1	2,732	1	2,732	1	1	1	34
Roman Catholic Church.....	7	5	104,700	6	55,600	6	119,063	6	9	76	3,110
Unitarians.....	1					1	2,000	1	1	9	44
All other denominations.....	6	1	5,800			6	4,763	5	5	20	211
PATERSON, N. J.....	100	53	370,728	37	231,248	88	592,105	84	89	2,094	24,653
Adventist bodies:											
Seventh-day Adventist Denomination.....	2							2	2	21	113
Baptist bodies:											
Baptists—											
Northern Baptist Convention.....	10	6	34,150	1	7,000	9	34,672	9	10	344	3,590
National Baptist Convention.....	1					1	1,500	1	1	8	150
Brethren, Plymouth:											
Brethren, Plymouth, III.....	1					1	480	1	1	4	60
Congregational Churches.....	2					2	10,328	2	2	33	318
Jacobite Church (Assyrian).....	1										
Jewish congregations.....	1					1	11,700	1	1	7	55
Lutheran bodies:											
General Synod of the Evangelical Lutheran Church in the United States of America.....	1	1	12,000			1	2,800	1	1	24	299
General Council of the Evangelical Lutheran Church in North America.....	2	2	7,200			2	2,568	2	2	11	38
Evangelical Lutheran Synodical Conference of America.....	2	2	6,528	1	4,000	2	11,200	2	3	37	305
Methodist bodies:											
Methodist Episcopal Church.....	14	10	40,900	11	57,000	14	53,413	14	16	351	4,106
Methodist Protestant Church.....	2			1	3,500	2	5,258	2	2	40	480
African Methodist Episcopal Zion Church.....	1	1	3,000			1	5,497	1	1	10	322
Presbyterian bodies:											
Presbyterian Church in the United States of America.....	13	7	44,800	3	14,200	12	109,968	13	13	421	4,485
United Presbyterian Church of North America.....	1					1	4,158	1	1	25	211
Protestant Episcopal Church.....	5	2	17,200	1	3,000	5	37,310	5	5	190	2,102
Reformed bodies:											
Reformed Church in America.....	9	5	19,500	3	13,500	9	61,025	9	9	298	2,986
Christian Reformed Church.....	5	5	29,800	5	30,248	5	38,192	5	5	101	1,341
Roman Catholic Church.....	15	9	134,550	9	93,300	11	182,924	8	8	119	3,469
Spiritualists:											
Spiritualists (National Spiritualists' Association).....	2	1	1,500	1	1,500	2	3,653	1	2	19	76
Unitarians.....	1	1	12,500			1	2,377	1	1	7	35
All other denominations.....	9	1	7,000	1	4,000	6	13,082	3	3	23	172
PAWTUCKET, R. I.....	39	14	90,614	16	168,650	38	294,723	36	39	970	10,623
Baptist bodies:											
Baptists—Northern Baptist Convention.....	8	3	8,577			8	33,687	8	8	171	1,557
Brethren, Plymouth:											
Brethren, Plymouth, II.....	1							1	1	12	105
Congregational Churches.....	5	1	5,584	1	3,700	5	43,602	5	5	164	1,740
Eastern Orthodox Churches:											
Greek Orthodox Church (Hellenic).....	1					1	2,000				
Evangelical Association.....	1	1	1,000			1	922	1	1	13	71
Lutheran bodies:											
General Council of the Evangelical Lutheran Church in North America.....	1			1	4,250	1	1,276	1	1	11	50
Evangelical Lutheran Synodical Conference of America.....	2			1	6,000	2	2,490	2	2	11	91
Methodist bodies:											
Methodist Episcopal Church.....	2	2	8,553	1	6,000	2	7,742	2	3	84	780
Methodist Protestant Church.....	5	2	9,400	4	20,700	5	80,235	5	5	147	1,324
Protestant Episcopal Church.....	8	4	56,500	7	125,000	8	110,636	8	10	311	4,454
Roman Catholic Church.....	1					1	2,661	1	1	1	90
Salvation Army.....	1					1	5,000	1	1	27	275
Unitarians.....	1					1	4,469	1	1	18	86
All other denominations.....	3	1	1,000			3					

GENERAL TABLES.

IN 1910, 25,000 INHABITANTS OR MORE, BY DENOMINATIONS: 1916—Continued.

DENOMINATION.	Total number of organizations.	DEBT ON CHURCH PROPERTY.		PARSONAGES.		EXPENDITURES FOR YEAR.		SUNDAY SCHOOLS CONDUCTED BY CHURCH ORGANIZATIONS.			
		Number of organizations reporting.	Amount of debt reported.	Number of organizations reporting.	Value of parsonages reported.	Number of organizations reporting.	Amount reported.	Number of organizations reporting.	Number of Sunday schools reported.	Number of officers and teachers.	Number of scholars.
PEORIA, ILL.....	68	29	\$222,623	31	\$198,150	66	\$450,690	60	68	1,053	11,912
Baptist bodies:											
Baptists—											
Northern Baptist Convention.....	3			1	5,000	3	11,709	3	5	69	819
National Baptist Convention.....	2	1	1,300	1	2,000	2	3,264	2	2	23	108
Congregational Churches.....	5	2	3,700			5	21,248	5	6	118	915
Disciples of Christ.....	2	2	45,000			2	52,131	2	4	76	1,170
Evangelical Association.....	2	1	5,800	2	6,000	2	5,767	2	2	40	477
Evangelistic associations:											
Apostolic Christian Church.....	1	1	700			1	4,775	1	1	6	70
Jewish congregations.....	2	1	3,000			2	8,635	2	2	8	90
Lutheran bodies:											
General Synod of the Evangelical Lutheran Church in the United States of America.....	1	1	6,800			1	5,295	1	1	11	115
General Council of the Evangelical Lutheran Church in North America.....	1	1	6,388	1	5,000	1	3,206	1	1	15	75
Evangelical Lutheran Synodical Conference of America.....	2	1	5,700	2	9,500	2	11,389	2	2	15	335
Evangelical Lutheran Synod of Iowa and Other States.....	4	1	2,371	2	10,000	4	8,966	3	3	28	396
Methodist bodies:											
Methodist Episcopal Church.....	9	3	104,750	6	35,100	9	148,498	9	9	213	2,635
African Methodist Episcopal Church.....	1	1	1,100	1	2,000	1	2,988	1	1	15	102
Presbyterian bodies:											
Presbyterian Church in the United States of America.....	7	1	2,500	2	9,000	7	41,576	7	8	213	1,972
Protestant Episcopal Church.....	3	1	300	2	16,000	3	12,240	3	3	25	214
Reformed Episcopal Church.....	1	1	1,000	1	4,000	1	5,060	1	2	49	600
Roman Catholic Church.....	9	5	26,968	8	89,000	9	85,013	4	4	13	579
Salvation Army.....	1					1	3,425	1	1	9	129
Universalists.....	1	1	900			1	5,567	1	1	14	160
All other denominations.....	11	4	4,350	2	5,550	9	9,938	9	10	93	951
PERTH AMBOY, N. J.....	27	17	110,055	17	135,600	26	153,207	26	35	307	5,524
Baptist bodies:											
Baptists—											
Northern Baptist Convention.....	2	2	13,000	1	8,000	2	6,140	2	2	30	194
National Baptist Convention.....	1	1	580			1	581	1	1	7	49
Eastern Orthodox Churches:											
Russian Orthodox Church.....	1	1	13,500			1	6,500	1	1	1	23
Jewish congregations.....	1	1	3,000			1	2,000	1	1	3	48
Lutheran bodies:											
General Council of the Evangelical Lutheran Church in North America.....	1	1	9,600	1	7,000	1	5,000	1	2	15	475
Norwegian Lutheran Church of America—Synod for the Norwegian Evangelical Lutheran Church of America.....	1	1	5,000	1	6,000	1	1,490	1	3	28	253
Danish Evangelical Lutheran Church in America.....	1	1	3,075	1	5,000	1	1,116	1	1	4	80
Methodist bodies:											
Methodist Episcopal Church.....	2			2	12,000	2	9,109	2	3	81	793
Polish National Catholic Church of America.....	1			1	1,500						
Presbyterian bodies:											
Presbyterian Church in the United States of America.....	1	1	9,800			1	8,000	1	2	50	340
Protestant Episcopal Church.....	2			2	23,500	2	4,790	2	2	26	204
Reformed bodies:											
Reformed Church in America.....	1	1	500			1	701	1	1	10	125
Hungarian Reformed Church in America.....	1	1	1,600	1	6,100	1	8,200	1	2	4	210
Roman Catholic Church.....	7	5	49,700	7	66,500	7	95,975	7	10	34	2,619
All other denominations.....	4	1	700			4	3,605	4	4	14	111
PHILADELPHIA, PA.....	1,103	463	5,441,038	383	3,395,016	948	7,674,865	881	938	23,343	330,696
Adventist bodies:											
Seventh-day Adventist Denomination.....	4	1	3,400			3	7,055	4	4	45	347
Armenian Church.....	1	1	4,000			1	1,356	1	1	1	100
Baptist bodies:											
Baptists—											
Northern Baptist Convention.....	91	53	489,300	12	71,000	90	605,388	90	96	2,787	33,609
National Baptist Convention.....	42	31	140,025	3	16,000	42	126,019	42	42	567	5,797
Brethren, German Baptist (Dunkers):											
Church of the Brethren (Conservative Dunkers).....	4	1	7,800	3	15,800	4	10,165	4	4	111	1,606
The Brethren Church (Progressive Dunkers).....	3	3	11,700			3	4,828	3	3	52	600
Catholic Apostolic Church.....	1							1	1	5	58
Christian and Missionary Alliance.....	2	1	19,000			2	10,261	2	2	9	170
Church of God and Saints of Christ.....	1										
Churches of the New Jerusalem:											
General Convention of the New Jerusalem in the United States of America.....	2					2	11,786	2	2	30	284
Congregational Churches.....	7	4	26,400	1	7,000	7	25,030	7	7	188	2,206
Disciples of Christ.....	3					3	32,266	3	3	105	1,554
Eastern Orthodox Churches:											
Rumanian Orthodox Church.....	1					1	1,500	1	1	1	95
Russian Orthodox Church.....	3	3	54,080	1	6,000	3	19,900	3	3	4	173
Syrian Orthodox Church.....	1	1	6,000			1	865				
Evangelical Association.....	6	3	17,250	5	19,400	6	14,922	6	6	118	1,003
Friends:											
Society of Friends (Orthodox).....	5					5	41,986	3	3	26	303
Religious Society of Friends (Hicksite).....	7					7	25,228	6	6	52	542
Independent churches.....	5	3	20,000	1	10,000	4	29,745	4	4	78	874
Jewish congregations.....	157	16	289,800			38	157,140	14	15	99	2,661

RELIGIOUS BODIES.

TABLE 66.—STATISTICS OF RELIGIOUS BODIES IN EACH CITY HAVING,

DENOMINATION.	MEMBERS.						PLACES OF WORSHIP.			VALUE OF CHURCH PROPERTY.	
	Total number of organizations.	Number of organizations reporting.	Total number reported.	Sex.		Number of organizations reporting—		Number of church edifices reported.	Number of organizations reporting.	Value reported.	
				Number of organizations reporting.	Male.	Female.	Church edifices.				Halls, etc.
PHILADELPHIA, PA.—Continued.											
Latter Day Saints:											
Church of Jesus Christ of Latter Day Saints.....	1	1	234	1	120	114		1			
Reorganized Church of Jesus Christ of Latter Day Saints...	2	2	486	2	169	267	2		2	\$40,000	
Lutheran bodies:											
General Synod of the Evangelical Lutheran Church in the United States of America.....	15	15	6,792	14	2,563	3,675	15		15	599,000	
General Council of the Evangelical Lutheran Church in North America.....	61	61	20,062	56	6,986	10,386	58	3	59	2,243,900	
Evangelical Lutheran Synodical Conference of America....	7	7	1,100	7	451	649	5	1	5	56,240	
Mennonite bodies:											
General Conference of Mennonites of North America.....	3	3	690	2	219	286	3		3	29,000	
Methodist bodies:											
Methodist Episcopal Church.....	123	123	55,848	110	18,880	29,488	121	2	129	7,292,800	
Methodist Protestant Church.....	2	2	540	2	220	320	2		2	82,000	
Primitive Methodist Church in the United States of America.....	1	1	321	1	134	187	1		1	14,600	
African Methodist Episcopal Church.....	15	15	5,029	15	1,885	3,144	14	1	14	296,905	
African Methodist Episcopal Zion Church.....	11	11	6,349	11	2,189	4,160	5	6	6	248,800	
Colored Methodist Protestant Church.....	5	5	335	5	125	210	2	3	3	8,700	
Union American Methodist Episcopal Church.....	3	3	216	3	115	101	3		3	38,200	
Colored Methodist Episcopal Church.....	2	2	365	2	128	237	2		2	58,000	
African American Methodist Episcopal Church.....	12	12	675	12	237	438	1	11	11	5,485	
Moravian bodies:											
Moravian Church (Unitas Fratrum).....	3	3	1,206	3	433	773	3		3	130,000	
New Apostolic Church.....	1	1	216	1	95	121		1			
Presbyterian bodies:											
Presbyterian Church in the United States of America.....	108	108	62,929	94	22,684	31,855	107		128	7,439,810	
Welsh Calvinistic Methodist Church.....	1	1	207	1	70	137	1		1	14,000	
United Presbyterian Church of North America.....	21	21	6,080	21	2,481	3,599	21		21	767,000	
Synod of the Reformed Presbyterian Church of North America.....	4	3	547	3	178	369	4		4	153,000	
Reformed Presbyterian Church in North America, General Synod.....	3	3	825	3	337	488	3		3	61,400	
Protestant Episcopal Church.....	112	111	52,629	82	14,970	24,167	109		121	8,428,125	
Reformed bodies:											
Reformed Church in America.....	5	5	1,252	5	548	704	5		5	181,000	
Reformed Church in the United States.....	27	27	11,310	21	3,198	4,956	26	1	27	1,061,315	
Reformed Episcopal Church.....	11	11	4,010	11	1,713	2,297	11		11	656,000	
Roman Catholic Church.....	116	116	436,700	84	151,510	162,518	113	2	120	10,090,253	
Salvation Army.....	8	8	359	8	162	197	2	6	2	71,930	
Schwenkfelders.....	1	1	286	1	126	160	1		1	10,000	
Society for Ethical Culture.....	1	1	504	1	204	300		1			
Spiritualists:											
Spiritualists (National Spiritualists' Association).....	11	11	558	10	185	359	2	5	2	10,874	
Unitarians.....	3	3	411	2	93	118	3		3	175,500	
United Brethren bodies:											
Church of the United Brethren in Christ.....	3	3	714	2	116	184	3		3	106,000	
United Evangelical Church.....	5	5	1,028	6	420	608	6		5	121,000	
Universalists.....	3	3	678	3	251	427	3		3	277,834	
Volunteers of America.....	2	2	305	2	282	23		1			
All other denominations.....	45	45	2,364	41	962	1,116	14	26	14	123,640	
PITTSBURGH, PA.....											
Adventist bodies:											
Seventh-day Adventist Denomination.....	4	4	368	4	80	288	2		2	10,000	
Baptist bodies:											
Baptists—											
Northern Baptist Convention.....	20	20	6,060	19	2,455	3,538	20		21	965,222	
National Baptist Convention.....	32	32	12,592	32	4,760	7,832	27	1	29	577,950	
Brethren, German Baptist (Dunkers):											
Church of the Brethren (Conservative Dunkers).....	1	1	230	1	92	138	1		1	7,000	
The Brethren Church (Progressive Dunkers).....	1	1	160	1	65	95	1		1	12,000	
Brethren, Plymouth:											
Brethren, Plymouth, II.....	1	1	111	1	45	66	1		1	14,000	
Christian and Missionary Alliance.....	3	3	580	2	199	321	3		3	40,000	
Churches of God in North America, General Eldership of the.....	1	1	146	1	74	72	1		1	12,000	
Congregational Churches.....	6	6	753	6	286	467	6		6	289,000	
Disciples of Christ.....	13	13	4,185	11	1,092	1,788	12		12	237,500	
Eastern Orthodox Churches:											
Greek Orthodox Church (Hellenic).....	2	2	7,000	2	6,000	1,000	1	1	1	35,000	
Russian Orthodox Church.....	2	2	1,359	2	946	413	1		2	31,000	
Syrian Orthodox Church.....	1	1	500	1	300	200	1		1	16,000	
Evangelical Association.....	6	6	853	6	338	515	6		6	133,000	
Evangelical Protestant Church of North America.....	7	7	5,010	6	2,276	2,503	7		11	7,249,500	
German Evangelical Synod of North America.....	6	6	4,233	4	1,257	1,181	6		6	210,000	
Independent churches.....	1	1	400	1	300	100		1			
Jewish congregations.....	8	8	4,975	6	2,930	1,620	5	3	5	602,000	
Latter Day Saints:											
Church of Jesus Christ of Latter Day Saints.....	1	1	249	1	111	138					
Reorganized Church of Jesus Christ of Latter Day Saints...	1	1	211	1	120	91	1		1		
Lutheran bodies:											
General Synod of the Evangelical Lutheran Church in the United States of America.....	16	16	6,615	15	2,675	3,642	16		16	474,605	
General Council of the Evangelical Lutheran Church in North America.....	9	9	1,982	9	813	1,169	9		9	779,000	
Evangelical Lutheran Synodical Conference of America.....	11	11	6,171	9	1,646	1,925	11		13	811,000	
Evangelical Lutheran Joint Synod of Ohio and Other States.....	9	9	4,019	8	1,697	2,018	9		9	248,600	
Evangelical Lutheran Synod of Buffalo.....	1	1	408	1	210	198	1		1	12,000	
Evangelical Lutheran Synod of Iowa and Other States.....	1	1	168	1	72	96	1		1	12,000	

GENERAL TABLES.

471

IN 1910, 25,000 INHABITANTS OR MORE, BY DENOMINATIONS: 1916—Continued.

DENOMINATION.	Total number of organizations.	DEBT ON CHURCH PROPERTY.		PARSONAGES.		EXPENDITURES FOR YEAR.		SUNDAY SCHOOLS CONDUCTED BY CHURCH ORGANIZATIONS.			
		Number of organizations reporting.	Amount of debt reported.	Number of organizations reporting.	Value of parsonages reported.	Number of organizations reporting.	Amount reported.	Number of organizations reporting.	Number of Sunday schools reported.	Number of officers and teachers.	Number of scholars.
PHILADELPHIA, PA.—Continued.											
Latter Day Saints:											
Church of Jesus Christ of Latter Day Saints.....	1					1	\$100	1	1	13	145
Reorganized Church of Jesus Christ of Latter Day Saints....	2					2	6,287	2	2	66	527
Lutheran bodies:											
General Synod of the Evangelical Lutheran Church in the United States of America.....	15	13	\$143,200	6	\$53,500	15	121,948	15	15	524	6,617
General Council of the Evangelical Lutheran Church in North America.....	61	43	430,555	23	135,100	61	297,846	60	64	1,610	16,061
Evangelical Lutheran Synodical Conference of America.....	7	4	19,400	5	20,400	7	17,971	5	5	67	576
Mennonite bodies:											
General Conference of Mennonites of North America.....	3	1	2,500			3	5,706	3	3	55	732
Methodist bodies:											
Methodist Episcopal Church.....	123	69	767,829	90	581,900	123	960,647	123	129	4,558	70,706
Methodist Protestant Church.....	2	2	23,500	2	15,000	2	10,445	2	2	77	1,134
Primitive Methodist Church in the United States of America.....	1	1	5,000	1	5,000	1	4,516	1	1	35	350
African Methodist Episcopal Church.....	15	8	64,522	5	22,500	15	66,613	15	17	300	3,009
African Methodist Episcopal Zion Church.....	11	3	52,650	1	200	11	27,864	10	10	105	878
Colored Methodist Protestant Church.....	5					5	3,280	5	5	27	106
Union American Methodist Episcopal Church.....	3	3	19,150			3	3,157	3	3	16	257
Colored Methodist Episcopal Church.....	2	2	7,500	1	4,000	2	6,129	2	2	32	215
African American Methodist Episcopal Church.....	12	1	1,000	1	2,000	12	6,725	3	3	15	115
Moravian bodies:											
Moravian Church (Unitas Fratrum).....	3	1	3,501			3	17,974	3	3	75	733
New Apostolic Church.....	1					1	435	1	1	2	62
Presbyterian bodies:											
Presbyterian Church in the United States of America.....	108	28	269,700	42	348,300	106	1,116,051	106	115	4,599	54,066
Welsh Calvinistic Methodist Church.....	1	1	1,500			1	4,344	1	1	10	117
United Presbyterian Church of North America.....	21	16	147,100	7	65,500	21	124,712	21	21	524	6,704
Synod of the Reformed Presbyterian Church of North America.....	4					4	20,450	4	4	60	621
Reformed Presbyterian Church in North America, General Synod.....	3	1	1,000			3	9,102	3	3	57	735
Protestant Episcopal Church.....	112	23	161,675	52	498,056	108	1,226,991	109	121	2,771	32,068
Reformed bodies:											
Reformed Church in America.....	5	4	30,700	2	10,000	5	19,797	4	4	95	1,400
Reformed Church in the United States.....	27	19	186,489	11	47,700	27	159,557	27	28	816	11,472
Reformed Episcopal Church.....	11	2	13,000	2	13,000	11	77,275	11	11	345	4,083
Roman Catholic Church.....	116	74	1,801,803	101	1,885,660	102	2,082,838	97	113	1,732	60,504
Salvation Army.....	8	2	61,692			8	14,833	7	7	36	292
Schwenkfelders.....	1					1	1,953	1	1	35	395
Society for Ethical Culture.....	1					1	8,568	1	1	10	86
Spiritualists:											
Spiritualists (National Spiritualists' Association).....	11	1	5,500			10	7,100	2	2	6	77
Unitarians.....	3	1	12,000	2	27,000	3	21,770	2	2	11	80
United Brethren bodies:											
Church of the United Brethren in Christ.....	3	3	62,000	2	12,000	3	12,616	3	3	72	815
United Evangelical Church.....	5	4	21,650			5	26,373	5	5	105	1,255
Universalists.....	3	1	2,300			3	15,223	3	3	31	154
Volunteers of America.....	2					1	2,089	1	1	1	100
All other denominations.....	45	11	33,867	1	3,000	36	40,085	23	23	172	1,489
PITTSBURGH, PA.....											
Adventist bodies:											
Seventh-day Adventist Denomination.....	4	2	1,650	1	1,500	4	6,798	4	4	49	301
Baptist bodies:											
Baptists—											
Northern Baptist Convention.....	20	11	51,357	5	32,500	20	128,461	20	24	429	4,646
National Baptist Convention.....	32	19	125,790	3	14,500	32	88,278	27	27	401	5,107
Brethren, German Baptist (Dunkers):											
Church of the Brethren (Conservative Dunkers).....	1			1	5,000	1	1,514	1	2	13	116
The Brethren Church (Progressive Dunkers).....	1	1	3,800	1	5,000	1	4,000	1	1	20	150
Brethren, Plymouth:											
Brethren, Plymouth, II.....	1	1	6,500			1	2,289	1	1	8	52
Christian and Missionary Alliance.....	3	3	16,100	1	3,000	1	7,500	3	4	36	344
Churches of God in North America, General Eldership of the.....	1			1	6,000	1	2,131	1	1	15	257
Congregational Churches.....	6	3	24,950			6	15,956	6	6	70	556
Disciples of Christ.....	13	9	31,564	1	6,000	12	41,139	13	13	286	3,667
Eastern Orthodox Churches:											
Greek Orthodox Church (Hellenic).....	2			2	8,000	2	5,920	1	1	1	58
Russian Orthodox Church.....	2	2	16,872			2	9,638	2	2	3	81
Syrian Orthodox Church.....	1	1	10,000			1	2,000				
Evangelical Association.....	6	1	5,000	6	20,500	6	24,424	6	6	117	1,211
Evangelical Protestant Church of North America.....	7	2	4,800	4	16,500	7	43,464	7	9	228	1,902
German Evangelical Synod of North America.....	6	1	3,000	3	25,000	6	31,345	6	6	220	1,870
Independent churches.....	1					1	3,000	1	1	25	250
Jewish congregations.....	8	3	39,000			6	89,891	5	5	55	1,522
Latter Day Saints:											
Church of Jesus Christ of Latter Day Saints.....	1					1	112	1	1	18	150
Reorganized Church of Jesus Christ of Latter Day Saints....	1							1	1	13	36
Lutheran bodies:											
General Synod of the Evangelical Lutheran Church in the United States of America.....	16	10	87,565	2	11,000	15	88,462	16	16	419	4,698
General Council of the Evangelical Lutheran Church in North America.....	9	7	91,789	4	27,850	9	42,403	9	10	150	1,372
Evangelical Lutheran Synodical Conference of America.....	11	6	51,775	7	46,000	11	74,081	10	10	178	1,756
Evangelical Lutheran Joint Synod of Ohio and Other States.....	9	5	21,925	5	28,000	9	33,978	9	9	164	2,335
Lutheran Synod of Buffalo.....	1	1	1,500			1	3,737	1	1	17	143
Evangelical Lutheran Synod of Iowa and Other States.....	1	1	2,000			1	2,570	1	1	14	114

RELIGIOUS BODIES.

TABLE 66.—STATISTICS OF RELIGIOUS BODIES IN EACH CITY HAVING,

DENOMINATION.	Total number of organizations.	MEMBERS.					PLACES OF WORSHIP.			VALUE OF CHURCH PROPERTY.	
		Number of organizations reporting.	Total number reported.	Sex.		Number of organizations reporting—		Number of churches edifices re-reported.	Number of organizations reporting.	Value reported.	
				Number of organizations reporting.	Male.	Female.	Church edifices.				Halls, etc.
PITTSBURGH, PA.—Continued.											
Methodist bodies:											
Methodist Episcopal Church	46	46	21,938	41	7,449	12,671	46	47	46	\$3,034,000	
Methodist Protestant Church	8	8	2,289	8	859	1,430	8	9	8	868,500	
Primitive Methodist Church in the United States of America	3	3	370	3	135	235	3	3	3	19,000	
Free Methodist Church of North America	4	4	196	4	51	145	4	4	4	15,900	
African Methodist Episcopal Church	7	7	2,649	7	969	1,680	7	7	7	197,500	
African Methodist Episcopal Zion Church	5	5	3,740	5	1,230	2,510	5	6	5	186,000	
Pentecostal Church of the Nazarene	1	1	110	1	40	70	1	1	1	25,000	
Presbyterian bodies:											
Presbyterian Church in the United States of America	44	44	27,149	37	9,255	14,831	44	45	44	3,538,170	
Welsh Calvinistic Methodist Church	1	1	215	1	95	129	1	1	1	41,400	
United Presbyterian Church of North America	34	34	14,020	33	5,675	8,105	34	34	32	1,807,750	
Synod of the Reformed Presbyterian Church of North America	5	5	509	5	174	335	5	5	5	227,000	
Reformed Presbyterian Church in North America, General Synod	1	1	314	1	137	177	1	1	1	150,000	
Protestant Episcopal Church	27	27	7,541	17	2,575	3,529	23	23	23	1,547,780	
Reformed bodies:											
Reformed Church in the United States	5	5	806	4	185	297	5	5	5	269,700	
Hungarian Reformed Church in America	1	1	361	1	200	161	1	1	1	35,000	
Roman Catholic Church	79	79	225,362	72	104,943	103,409	77	79	78	5,828,588	
Salvation Army	3	3	162	3	71	91	3	3	1	7,750	
Spiritualists:											
Spiritualists (National Spiritualists' Association)	6	6	284	6	106	178	1	5	1	20,550	
Theosophical societies:											
Theosophical Society, American Section	2	2	147	2	398	356	2	2	2	112,000	
Unitarians	2	2	754	2	195	254	2	8	2	58,032	
All other denominations	10	10	449	10							
PITTSFIELD, MASS.	31	31	24,984	30	9,281	10,703	25	3	27	25	1,104,010
Baptist bodies:											
Baptists—Northern Baptist Convention	2	2	1,727	2	711	1,016	2	3	2	150,000	
Congregational Churches	5	5	2,005	5	805	1,200	5	5	5	275,000	
Eastern Orthodox Churches:											
Russian Orthodox Church	1	1	156	1	110	46	1	1	1	10,000	
Lutheran bodies:											
General Council of the Evangelical Lutheran Church in North America	2	2	605	2	251	354	1	1	1	50,000	
Methodist bodies:											
Methodist Episcopal Church	2	2	1,608	2	711	897	2	2	2	100,000	
Protestant Episcopal Church	2	2	1,124	2	475	649	2	3	2	99,800	
Roman Catholic Church	8	8	17,427	7	6,086	6,341	7	7	7	370,000	
Unitarians	1	1	125	1	60	65	1	1	1	25,000	
All other denominations	8	8	207	8	72	135	4	3	4	24,210	
PORTLAND, ME.	59	59	27,035	53	10,011	14,592	52	4	54	53	1,736,800
Adventist bodies:											
Advent Christian Church	1	1	165	1	52	113	1	1	1	20,000	
Seventh-day Adventist Denomination	1	1	150	1	51	99	1	1	1	15,000	
Baptist bodies:											
Baptists—Northern Baptist Convention	5	5	2,150	4	338	772	5	5	5	177,000	
Churches of Christ	1	1	60	1	23	37	1	1	1	4,000	
Congregational Churches	12	12	2,812	12	863	1,949	11	11	12	354,300	
Disciples of Christ	1	1	100	1	30	70	1	1	1	4,000	
Friends:											
Society of Friends (Orthodox)	3	3	258	3	106	152	3	3	3	24,000	
Independent churches	1	1	51	1	38	13		1			
Lutheran bodies:											
General Council of the Evangelical Lutheran Church in North America	1	1	50	1	26	24	1	1	1	17,700	
Norwegian Lutheran Church of America—United Norwegian Lutheran Church in America	1	1	267	1	133	134	1	1	1	30,000	
Danish Evangelical Lutheran Church in America	1	1	200				1	1	1	4,000	
Methodist bodies:											
Methodist Episcopal Church	6	6	1,689	5	317	622	6	7	6	144,500	
Presbyterian bodies:											
Presbyterian Church in the United States of America	1	1	179	1	60	119	1	1	1	22,000	
Protestant Episcopal Church	6	6	1,832	6	573	1,259	5	5	5	266,500	
Roman Catholic Church	5	5	15,088	5	6,842	8,246	5	6	5	377,500	
Salvation Army	1	1	159	1	80	79		1			
Spiritualists:											
Spiritualists (National Spiritualists' Association)	2	2	85	1	25	60		1			
Unitarians	4	4	950	1	250	300	2	2	2	140,000	
Universalists	4	4	678	4	179	499	4	4	4	119,000	
All other denominations	5	5	112	3	25	45	3	1	3	17,300	
PORTLAND, OREG.	225	225	60,280	201	24,202	29,195	193	17	196	195	3,407,606
Adventist bodies:											
Seventh-day Adventist Denomination	6	6	731	6	230	501	5	1	5	18,500	
Baptist bodies:											
Baptists—Northern Baptist Convention	19	19	4,670	19	1,724	2,946	19	20	19	311,100	
Congregational Churches	13	13	2,950	13	1,134	1,816	13	13	13	418,900	
Disciples of Christ	9	9	1,907	8	629	1,069	5	1	6	46,650	
Eastern Orthodox Churches:											
Greek Orthodox Church (Hellenic)	1	1	3,500	1	3,300	200	1	1	1	15,000	
Evangelical Association	5	5	571	5	245	326	4	4	4	41,100	

GENERAL TABLES.

IN 1910, 25,000 INHABITANTS OR MORE, BY DENOMINATIONS: 1916—Continued.

DENOMINATION.	Total number of organizations.	DEBT ON CHURCH PROPERTY.		PARSONAGES.		EXPENDITURES FOR YEAR.		SUNDAY SCHOOLS CONDUCTED BY CHURCH ORGANIZATIONS.			
		Number of organizations reporting.	Amount of debt reported.	Number of organizations reporting.	Value of parsonages reported.	Number of organizations reporting.	Amount reported.	Number of organizations reporting.	Number of Sunday schools reported.	Number of officers and teachers.	Number of scholars.
PITTSBURGH, PA.—Continued.											
Methodist bodies:											
Methodist Episcopal Church.....	46	17	\$105,543	24	\$196,500	46	\$414,132	45	47	1,503	22,770
Methodist Protestant Church.....	8	4	23,625	1	10,000	8	43,468	8	8	179	1,903
Primitive Methodist Church in the United States of America.....	3			2	9,000	3	5,079	3	3	66	768
Free Methodist Church of North America.....	4	2	1,200	3	8,000	4	5,696	4	4	43	439
African Methodist Episcopal Church.....	7	7	75,009	2	13,000	7	34,488	7	8	128	1,484
African Methodist Episcopal Zion Church.....	5	3	4,650	2	16,500	5	16,394	5	5	61	1,001
Pentecostal Church of the Nazarene.....	1					1	2,570	1	1	24	165
Presbyterian bodies:											
Presbyterian Church in the United States of America.....	44	14	95,820	8	73,000	44	701,576	43	52	1,531	20,091
Welsh Calvinistic Methodist Church.....	1	1	5,700	1	6,500	1	3,844	1	1	28	100
United Presbyterian Church of North America.....	34	13	63,540	3	13,000	34	447,968	34	35	1,062	12,493
Synod of the Reformed Presbyterian Church of North America.....	5					5	20,668	5	8	114	717
Reformed Presbyterian Church in North America, General Synod.....	1	1	8,500			1	5,400	1	1	17	106
Protestant Episcopal Church.....	27	5	31,500	9	104,449	27	324,042	25	25	375	3,077
Reformed bodies:											
Reformed Church in the United States.....	5	2	53,134	1	1,300	5	20,645	5	5	77	604
Hungarian Reformed Church in America.....	1	1	22,000	1	10,000	1	4,578	1	1	6	150
Roman Catholic Church.....	79	51	1,168,317	65	812,841	78	1,369,304	68	80	787	28,199
Salvation Army.....	3	1	3,000			2	3,060	1	1	17	155
Spiritualists:											
Spiritualists (National Spiritualists' Association).....	6					6	4,340				
Theosophical societies:											
Theosophical Society, American Section.....	2										
Unitarians.....	2	2	17,100	1	10,000	2	14,589	2	2	32	285
All other denominations.....	10	1	1,850	1	5,000	6	12,297	6	6	32	217
PITTSFIELD, MASS.....	31	12	121,850	11	92,000	28	157,536	27	30	532	6,480
Baptist bodies:											
Baptists—Northern Baptist Convention.....	2	1	18,000			2	21,910	2	4	65	1,269
Congregational Churches.....	5			2	28,000	4	26,754	5	5	140	1,067
Eastern Orthodox Churches:											
Russian Orthodox Church.....	1	1	5,000			1	482				
Lutheran bodies:											
General Council of the Evangelical Lutheran Church in North America.....	2	1	1,800			2	3,309	2	2	25	274
Methodist bodies:											
Methodist Episcopal Church.....	2	1	1,200	1	7,000	2	17,850	2	3	94	1,445
Protestant Episcopal Church.....	2			1	9,000	2	11,604	2	2	49	400
Roman Catholic Church.....	8	4	84,800	6	43,000	7	66,724	7	7	124	1,835
Unitarians.....	1	1	1,000	1	5,000	1	2,785	1	1	8	30
All other denominations.....	8	3	10,050			7	6,118	6	6	27	160
PORTLAND, ME.....	59	27	144,975	17	143,000	53	270,971	54	57	1,164	11,524
Adventist bodies:											
Advent Christian Church.....	1	1	2,800			1	2,500	1	1	13	105
Seventh-day Adventist Denomination.....	1					1	6,550	1	1	26	120
Baptist bodies:											
Baptists—Northern Baptist Convention.....	5	3	12,700	1	6,000	5	29,460	5	7	208	1,823
Churches of Christ.....	1							1	1	5	45
Congregational Churches.....	12	5	16,570	3	14,000	11	62,913	11	11	262	2,493
Disciples of Christ.....	1					1	1,500	1	1	10	100
Friends:											
Society of Friends (Orthodox).....	3					3	2,604	1	1	30	127
Independent churches.....	1					1	495	1	1	7	20
Lutheran bodies:											
General Council of the Evangelical Lutheran Church in North America.....	1	1	2,730			1	1,767	1	1	6	35
Norwegian Lutheran Church of America—											
United Norwegian Lutheran Church in America.....	1					1	1,489	1	1	14	110
Danish Evangelical Lutheran Church in America.....	1	1	650	1	3,000	1	1,200	1	1	8	45
Methodist bodies:											
Methodist Episcopal Church.....	6	5	1,300	4	24,500	6	31,471	6	7	196	2,069
Presbyterian bodies:											
Presbyterian Church in the United States of America.....	1	1	2,725			1	2,132	1	1	12	114
Protestant Episcopal Church.....	6			3	28,000	6	24,788	5	5	61	483
Roman Catholic Church.....	5	5	84,900	5	69,500	5	72,053	5	5	136	2,587
Salvation Army.....	1					1	4,779	1	1	13	75
Spiritualists:											
Spiritualists (National Spiritualists' Association).....	1							1	1	2	26
Unitarians.....	2	1	2,100			2	10,000	2	2	34	285
Universalists.....	4	2	12,500			4	13,243	4	4	93	744
All other denominations.....	5	2	6,000			2	2,027	4	4	28	118
PORTLAND, OREG.....	225	114	536,030	84	355,795	216	636,843	203	217	3,002	30,799
Adventist bodies:											
Seventh-day Adventist Denomination.....	6					6	17,631	5	5	65	399
Baptist bodies:											
Baptists—Northern Baptist Convention.....	19	11	7,995	5	38,200	19	52,660	19	24	403	3,534
Congregational Churches.....	13	6	16,265	2	5,000	13	36,009	13	13	229	2,401
Disciples of Christ.....	9	4	9,022			8	13,983	9	11	158	1,346
Eastern Orthodox Churches:											
Greek Orthodox Church (Hellenic).....	1	1	1,000			1	3,022				
Evangelical Association.....	5	1	1,000	3	15,000	5	8,357	5	5	77	777

RELIGIOUS BODIES.

TABLE 66.—STATISTICS OF RELIGIOUS BODIES IN EACH CITY HAVING,

DENOMINATION.	Total number of organizations.	MEMBERS.					PLACES OF WORSHIP.			VALUE OF CHURCH PROPERTY.	
		Number of organizations reporting.	Total number reported.	Sex.		Number of organizations reporting—		Number of churches edifices re-reported.	Number of organizations re-reporting.	Value reported.	
				Number of organizations reporting.	Male.	Female.	Church edifices.				Halls, etc.
PORTLAND, OREG.—Continued.											
Evangelistic associations:											
Apostolic Faith Movement.....	1	1	768	1	356	412					
Friends:											
Society of Friends (Orthodox).....	3	3	527	3	219	308	3		3	\$7,200	
German Evangelical Synod of North America.....	1	1	141	1	80	61	1		1	4,000	
Jewish congregations.....	7	7	1,315	3	550	600	3	4	3	142,500	
Latter Day Saints:											
Church of Jesus Christ of Latter Day Saints.....	1	1	421	1	200	221	1		1	11,607	
Reorganized Church of Jesus Christ of Latter Day Saints.....	1	1	285	1	121	164	1		1	1,000	
Lutheran bodies:											
General Council of the Evangelical Lutheran Church in North America.....	4	4	801	4	338	463	4		4	127,000	
Evangelical Lutheran Synodical Conference of America.....	4	4	708	3	168	208	4		4	39,500	
Norwegian Lutheran Church of America—Synod for the Norwegian Evangelical Lutheran Church of America.....	1	1	327	1	165	162	1		1	5,000	
United Norwegian Lutheran Church in America.....	3	3	217	3	86	131	3		3	31,250	
Evangelical Lutheran Joint Synod of Ohio and Other States.....	2	2	452	2	190	262	2		2	15,500	
Methodist bodies:											
Methodist Episcopal Church.....	25	25	5,838	24	2,073	3,569	24	1	24	417,450	
Methodist Episcopal Church, South.....	1	1	338	1	116	222	1		1	100,000	
Free Methodist Church of North America.....	5	5	230	5	83	147	4		4	16,500	
African Methodist Episcopal Church.....	1	1	171	1	44	127	1		1	9,300	
Pentecostal Church of the Nazarene.....	4	4	283	4	101	182	4		4	19,800	
Presbyterian bodies:											
Presbyterian Church in the United States of America.....	21	21	6,457	19	2,123	3,492	20		21	513,214	
United Presbyterian Church of North America.....	3	3	389	3	156	233	3		3	27,000	
Protestant Episcopal Church.....	15	15	2,721	8	332	710	15		15	248,300	
Reformed bodies:											
Reformed Church in the United States.....	3	3	388	3	168	220	3		3	57,600	
Roman Catholic Church.....	24	24	20,113	20	8,172	8,841	23	1	23	465,300	
Salvation Army.....	3	3	240	3	119	121					
Scandinavian Evangelical bodies:											
Swedish Evangelical Mission Covenant of America.....	2	2	150				2		2	35,000	
Spiritualists:											
Spiritualists (National Spiritualists' Association).....	2	2	226	1	40	55		2	1	135	
Unitarians.....	1	1	311	1	101	210	1		1	90,000	
United Brethren bodies:											
Church of the United Brethren in Christ.....	4	4	454	4	173	281	3		3	21,800	
United Evangelical Church.....	3	3	327	3	123	204	3		3	31,500	
All other denominations.....	27	27	1,353	26	543	731	16	7	16	118,900	
PORTSMOUTH, VA.....											
	48	48	21,274	45	8,175	11,815	44	3	44	1,161,950	
Baptist bodies:											
Baptists—											
Southern Baptist Convention.....	7	7	3,881	7	1,677	2,204	7		7	242,000	
National Baptist Convention.....	11	11	7,318	11	2,716	4,602	11		11	185,100	
Christian Church (American Christian Convention).....	2	2	273	2	104	169	2		2	40,800	
Church of God and Saints of Christ.....	2	2	53	2	20	33		1			
Congregational Churches.....	1	1	85	1	35	50	1		1	20,000	
Disciples of Christ.....	1	1	120	1	40	80	1		1	15,000	
Friends:											
Society of Friends (Orthodox).....	1	1	111	1	33	78	1		1	5,000	
Lutheran bodies:											
United Synod of the Evangelical Lutheran Church in the South.....	1	1	75	1	40	35	1		1	40,000	
Methodist bodies:											
Methodist Episcopal Church, South.....	8	8	3,666	7	1,079	1,687	8		8	227,000	
African Methodist Episcopal Church.....	3	3	1,300	3	475	825	3		3	66,700	
African Methodist Episcopal Zion Church.....	1	1	50	1	18	32	1		1	2,000	
Presbyterian bodies:											
Presbyterian Church in the United States.....	1	1	300				1		1	33,000	
Protestant Episcopal Church.....	4	4	784	3	290	410	4		4	107,550	
Roman Catholic Church.....	1	1	3,150	1	1,610	1,540	1		1	175,000	
All other denominations.....	4	4	108	4	38	70	2	2	2	2,800	
POUGHKEEPSIE, N. Y.....											
	32	32	19,541	29	7,362	10,529	27	2	29	1,316,000	
Baptist bodies:											
Baptists—Northern Baptist Convention.....	3	3	806	3	295	511	3		3	127,000	
Congregational Churches.....	1	1	506	1	199	307	1		1	34,000	
Friends:											
Society of Friends (Orthodox).....	1	1	309	1	115	194	1		1	15,000	
Lutheran bodies:											
General Council of the Evangelical Lutheran Church in North America.....	2	2	950	2	500	450	2		2	50,000	
Methodist bodies:											
Methodist Episcopal Church.....	4	4	1,800	4	584	1,216	4		4	173,000	
African Methodist Episcopal Zion Church.....	1	1	276	1	84	192	1		1	40,000	
Presbyterian bodies:											
Presbyterian Church in the United States of America.....	1	1	874	1	300	574	1		1	215,000	
Protestant Episcopal Church.....	4	4	1,966	3	558	958	4		4	318,000	
Reformed bodies:											
Reformed Church in America.....	2	2	665	2	190	475	2		2	53,000	
Roman Catholic Church.....	6	6	11,135	4	4,420	5,515	5		5	275,000	
Salvation Army.....	1	1	85	1	39	46	1		1	9,000	
All other denominations.....	6	6	169	6	78	91	2	2	2	7,000	

GENERAL TABLES.

475

IN 1910, 25,000 INHABITANTS OR MORE, BY DENOMINATIONS: 1916—Continued.

DENOMINATION.	Total number of organizations.	DEBT ON CHURCH PROPERTY		PARSONAGES.		EXPENDITURES FOR YEAR.		SUNDAY SCHOOLS CONDUCTED BY CHURCH ORGANIZATIONS.			
		Number of organizations reporting.	Amount of debt reported.	Number of organizations reporting.	Value of parsonages reported.	Number of organizations reporting.	Amount reported.	Number of organizations reporting.	Number of Sunday schools reported.	Number of officers and teachers.	Number of scholars.
PORTLAND, OREG.—Continued.											
Evangelistic associations:											
Apostolic Faith Movement.....	1					1	\$11,944	1	1	5	150
Friends:											
Society of Friends (Orthodox).....	3	1	\$750			3	5,255	3	3	40	349
German Evangelical Synod of North America.....	1	1	180			1	900	1	1	16	120
Jewish congregations.....	7	2	4,500			6	22,763	2	2	18	476
Latter Day Saints:											
Church of Jesus Christ of Latter Day Saints.....	1			1	\$5,765	1	942	1	2	27	142
Reorganized Church of Jesus Christ of Latter Day Saints.....	1					1	125	1	1	19	86
Lutheran bodies:											
General Council of the Evangelical Lutheran Church in North America.....	4	4	23,175	3	10,000	4	10,906	4	4	57	330
Evangelical Lutheran Synodical Conference of America.....	4	2	2,200	3	6,400	4	9,231	4	4	16	208
Norwegian Lutheran Church of America—Synod for the Norwegian Evangelical Lutheran Church of America.....	1	1	1,020	1	2,000	1	1,500	1	1	10	85
United Norwegian Lutheran Church in America.....	3	2	2,000			3	7,800	3	3	18	98
Evangelical Lutheran Joint Synod of Ohio and Other States.....	2	1	850	1	3,000	2	2,992	2	2	15	208
Methodist bodies:											
Methodist Episcopal Church.....	25	11	68,697	19	84,600	25	76,877	24	27	518	6,555
Methodist Episcopal Church, South.....	1					1	2,400	1	1	12	130
Free Methodist Church of North America.....	5	2	100	1	2,000	4	5,491	5	5	39	292
African Methodist Episcopal Church.....	1	1	2,500	1	5,700	1	2,745	1	1	13	102
Pentecostal Church of the Nazarene.....	4	2	1,930	1	1,500	4	6,788	4	4	53	314
Presbyterian bodies:											
Presbyterian Church in the United States of America.....	21	12	120,835	8	34,300	20	103,846	20	20	528	5,678
United Presbyterian Church of North America.....	3	2	4,000	3	10,500	3	6,348	3	3	77	722
Protestant Episcopal Church.....	15	7	19,587	4	26,000	15	36,234	14	14	123	950
Reformed bodies:											
Reformed Church in the United States.....	3	1	600	3	11,000	3	5,876	3	4	31	212
Roman Catholic Church.....	24	22	211,950	16	71,730	20	126,078	20	20	112	2,596
Salvation Army.....	3					3	6,322	3	3	23	113
Scandinavian Evangelical bodies:											
Swedish Evangelical Mission Covenant of America.....	2	2	6,000			2	3,457	2	3	15	150
Spiritualists:											
Spiritualists (National Spiritualists' Association).....	2					2	2,438	1	1	5	35
Unitarians.....	1					1	8,200	1	1	19	71
United Brethren bodies:											
Church of the United Brethren in Christ.....	4	3	2,000	3	6,600	4	4,800	4	4	58	516
United Evangelical Church.....	3	3	13,950	3	11,500	3	5,074	3	3	61	715
All other denominations.....	27	9	13,924	3	5,000	26	27,869	20	21	142	939
PORTSMOUTH, VA.....											
	48	24	121,444	12	101,000	46	162,919	47	49	892	11,243
Baptist bodies:											
Baptists:											
Southern Baptist Convention.....	7	3	29,690	3	10,500	7	41,703	7	7	249	2,782
National Baptist Convention.....	11	8	24,904			11	19,138	11	11	145	2,099
Christian Church (American Christian Convention).....	2	1	700			2	3,025	2	2	20	170
Church of God and Saints of Christ.....	2							1	1	2	21
Congregational Churches.....	1	1	2,000			1	2,000	1	1	10	65
Disciples of Christ.....	1	1	5,100			1	1,535	1	1	17	161
Friends:											
Society of Friends (Orthodox).....	1	1	750			1	1,682	1	1	12	67
Lutheran bodies:											
United Synod of the Evangelical Lutheran Church in the South.....	1	1	18,500			1	950	1	1	14	100
Methodist bodies:											
Methodist Episcopal Church, South.....	8	4	26,900	5	24,500	8	49,088	8	8	224	3,379
African Methodist Episcopal Church.....	3	2	2,600	1	5,000	3	2,900	3	3	36	745
African Methodist Episcopal Zion Church.....	1					1	523	1	1	8	30
Presbyterian bodies:											
Presbyterian Church in the United States.....	1			1	5,000	1	45	1	2	25	285
Protestant Episcopal Church.....	4	1	9,500	1	6,000	4	19,958	4	4	56	679
Roman Catholic Church.....	1			1	50,000	1	16,606	1	2	45	510
All other denominations.....	4	1	800			4	3,766	4	4	29	150
POUGHKEEPSIE, N. Y.....											
	32	8	108,927	21	135,500	28	195,561	28	31	570	5,650
Baptist bodies:											
Baptists—Northern Baptist Convention.....	3	1	8,000	2	12,000	3	9,502	3	3	67	450
Congregational Churches.....	1			1	6,000	1	6,466	1	1	35	123
Friends:											
Society of Friends (Orthodox).....	1			1	5,000	1	4,785	1	1	20	141
Lutheran bodies:											
General Council of the Evangelical Lutheran Church in North America.....	2	1	16,500	1	4,500	2	9,865	2	2	43	280
Methodist bodies:											
Methodist Episcopal Church.....	4	2	10,000	4	20,000	4	13,869	4	4	122	1,390
African Methodist Episcopal Zion Church.....	1			1	5,000	1	3,140	1	1	14	152
Presbyterian bodies:											
Presbyterian Church in the United States of America.....	1			1	10,000	1	20,019	1	1	35	236
Protestant Episcopal Church.....	4			4	28,000	4	31,462	4	4	74	760
Reformed bodies:											
Reformed Church in America.....	2			1	15,000	2	17,481	2	2	47	329
Roman Catholic Church.....	6	3	67,700	5	30,000	4	69,977	5	7	89	1,572
Salvation Army.....	1	1	6,727			1	4,184	1	1	17	160
All other denominations.....	6					4	4,811	3	4	7	57

RELIGIOUS BODIES.

TABLE 66.—STATISTICS OF RELIGIOUS BODIES IN EACH CITY HAVING,

DENOMINATION.	MEMBERS.						PLACES OF WORSHIP.			VALUE OF CHURCH PROPERTY.	
	Total number of organizations.	Number of organizations reporting.	Total number reported.	Sex.		Number of organizations reporting—	Number of church edifices reported.	Number of organizations reporting.	Value reported.		
				Male.	Female.						
PROVIDENCE, R. I.	134	134	150,285	124	67,257	69,266	114	13	122	116	\$5,979,699
Adventist bodies:											
Advent Christian Church.....	1	1	309	1	99	210	1		1	1	27,000
Armenian Church.....	1	1	4,000	1	3,500	500	1		1	1	12,000
Baptist bodies:											
Baptists—Northern Baptist Convention.....	22	22	8,459	20	2,383	4,540	21		25	21	902,788
Free Baptists.....	1	1	460	1	203	257	1		1	1	32,000
Christian Church (American Christian Convention).....	1	1	385	1	135	250	1		1	1	50,000
Churches of the New Jerusalem:											
General Convention of the New Jerusalem in the United States of America.....	1	1	145	1	49	96	1		1	1	30,000
Congregational Churches.....	10	10	4,444	10	1,532	2,912	10		11	10	653,217
Eastern Orthodox Churches:											
Greek Orthodox Church (Hellenic).....	1	1	1,200	1	866	334	1		1	1	5,000
Independent churches:											
Eastern Orthodox Churches.....	2	2	990	2	895	95	1	1	1	1	75,000
Jewish congregations:											
Jewish congregations.....	1	1	200	1	150	50	1		1	1	20,000
Latter Day Saints:											
Church of Jesus Christ of Latter Day Saints.....	1	1	230	1	110	120	1		1		
Reorganized Church of Jesus Christ of Latter Day Saints.....	1	1	300	1	125	175	1		1	1	3,000
Lithuanian National Catholic Church.....	1	1	866	1	641	225	1		1	1	8,000
Lutheran bodies:											
General Council of the Evangelical Lutheran Church in North America.....	1	1	718	1	302	416	1		2	1	44,504
Evangelical Lutheran Synodical Conference of America.....	1	1	188	1	83	105	1		1	1	6,500
Methodist bodies:											
Methodist Episcopal Church.....	12	12	3,730	11	1,343	2,364	11		11	11	426,500
African Methodist Episcopal Church.....	2	2	302	2	94	208	2		2	2	34,000
African Methodist Episcopal Zion Church.....	2	2	290	2	95	195	2		2	2	53,000
Pentecostal Church of the Nazarene.....	2	2	130	1	26	48	1		1	1	7,900
Presbyterian bodies:											
Presbyterian Church in the United States of America.....	2	2	701	2	239	462	2		2	2	50,000
United Presbyterian Church of North America.....	3	3	582	3	253	329	2	1	2	3	36,100
Protestant Episcopal Church.....	15	15	7,753	11	1,442	2,442	14		16	14	806,180
Roman Catholic Church.....	24	24	111,525	22	51,805	51,442	24		24	24	2,280,560
Salvation Army.....	2	2	130	2	58	72	1	1	1	1	17,500
Unitarians.....	2	2	812	2	339	473	2		2	2	117,500
Universalists.....	2	2	562	2	146	416	2		2	2	225,000
All other denominations.....	20	20	874	20	344	530	7	10	7	9	56,450
PUEBLO, COLO.	51	51	20,506	46	8,522	9,702	43	6	46	44	619,449
Adventist bodies:											
Seventh-day Adventist Denomination.....	1	1	130	1	25	105	1		1	1	7,500
Baptist bodies:											
Baptists—Northern Baptist Convention.....	4	4	1,394	4	504	890	4		5	4	74,650
National Baptist Convention.....	2	2	366	2	151	215	2		2	2	14,410
Congregational Churches.....	4	4	420	4	149	271	4		4	4	39,700
Disciples of Christ.....	3	3	750	2	280	450	1	1	1	2	18,000
Eastern Orthodox Churches:											
Greek Orthodox Church (Hellenic).....	1	1	365	1	341	24	1		1	1	25,000
Russian Orthodox Church.....	1	1	350	1	260	90	1		1	1	8,000
Jewish congregations:											
Jewish congregations.....	1	1	100	1	50	50	1		1	1	15,000
Latter Day Saints:											
Church of Jesus Christ of Latter Day Saints.....	1	1	162	1	60	102	1		1	1	1,500
Lutheran bodies:											
General Synod of the Evangelical Lutheran Church in the United States of America.....	1	1	97	1	45	52	1		1	1	8,000
General Council of the Evangelical Lutheran Church in North America.....	1	1	111	1	53	58	1		1	1	9,300
Evangelical Lutheran Synodical Conference of America.....	1	1	188	1	93	93	1		3	1	3,500
Methodist bodies:											
Methodist Episcopal Church.....	7	7	1,720	5	398	520	5	2	5	5	98,500
Methodist Episcopal Church, South.....	1	1	187	1	56	111	1		1	1	12,000
African Methodist Episcopal Church.....	1	1	205	1	72	133	1		1	1	6,000
Presbyterian bodies:											
Presbyterian Church in the United States of America.....	3	3	1,328	2	422	571	3		3	3	85,000
United Presbyterian Church of North America.....	1	1	160	1	75	85	1		1	1	15,000
Protestant Episcopal Church.....	3	3	475	3	175	300	3		3	3	46,000
Roman Catholic Church.....	7	7	11,498	6	5,080	5,293	6	1	6	6	117,468
Spiritualists:											
Spiritualists (National Spiritualists' Association).....	1	1	55	1	20	35		1			
Unitarians.....	1	1	160	1	88	72	1		1	1	7,000
United Brethren bodies:											
Church of the United Brethren in Christ.....	1	1	209	1	87	122	1		1	1	6,000
All other denominations.....	4	4	98	4	38	60	2	1	2	2	3,921
QUINCY, ILL.	33	33	19,970	26	5,488	7,440	29	1	30	28	865,700
Baptist bodies:											
Baptists—Northern Baptist Convention.....	1	1	700	1	300	400	1		2	1	26,000
National Baptist Convention.....	2	2	355	2	141	214	2		2	2	20,700
Congregational Churches.....	2	2	561	2	163	398	2		2	2	104,000
Disciples of Christ.....	1	1	300	1	125	175	1		1	1	5,000
German Evangelical Synod of North America.....	3	3	3,200	3	1,430	1,770	3		3	3	95,000
Jewish congregations.....	2	2	273	1	50	50	1	1	1	1	35,000
Lutheran bodies:											
General Synod of the Evangelical Lutheran Church in the United States of America.....	1	1	610	1	281	329	1		1	1	45,000
Evangelical Lutheran Synodical Conference of America.....	2	2	1,867	1	210	303	2		2	2	67,000

GENERAL TABLES.

477

IN 1910, 25,000 INHABITANTS OR MORE, BY DENOMINATIONS: 1916—Continued.

DENOMINATION.	Total number of organizations.	DEBT ON CHURCH PROPERTY.		PARSONAGES.		EXPENDITURES FOR YEAR.		SUNDAY SCHOOLS CONDUCTED BY CHURCH ORGANIZATIONS.			
		Number of organizations reporting.	Amount of debt reported.	Number of organizations reporting.	Value of parsonages reported.	Number of organizations reporting.	Amount reported.	Number of organizations reporting.	Number of Sunday schools reported.	Number of officers and teachers.	Number of scholars.
PROVIDENCE, R. I.	134	57	\$686,155	42	\$443,149	125	\$933,488	121	135	3,210	32,931
Adventist bodies:											
Advent Christian Church	1	1	5,750			1	4,497	1	1	31	215
Armenian Church	1	1	4,000			1	4,800	1	1	2	100
Baptist bodies:											
Baptists—Northern Baptist Convention	22	9	74,525	4	17,500	22	117,762	22	26	760	6,427
Free Baptists	1			1	3,000	1	5,295	1	1	35	256
Christian Church (American Christian Convention)	1	1	9,400			1	3,632	1	1	34	306
Churches of the New Jerusalem:											
General Convention of the New Jerusalem in the United States of America	1					1	3,158	1	1	11	57
Congregational Churches	10	1	7,500	2	12,689	10	80,328	10	15	289	2,359
Eastern Orthodox Churches:											
Greek Orthodox Church (Hellenic)	1										
Independent churches	2			2	7,300	2	4,713	2	2	20	130
Jewish congregations	1	1	7,000			1	5,400	1	1	3	190
Latter Day Saints:											
Church of Jesus Christ of Latter Day Saints	1					1	245	1	1	11	152
Reorganized Church of Jesus Christ of Latter Day Saints	1					1	1,410	1	1	27	116
Lithuanian National Catholic Church	1	1	4,000			1	196				
Lutheran bodies:											
General Council of the Evangelical Lutheran Church in North America	1	1	7,845			1	15,914	1	4	50	297
Evangelical Lutheran Synodical Conference of America	1			1	3,500	1	1,850	1	1	11	108
Methodist bodies:											
Methodist Episcopal Church	12	7	71,450	3	15,000	12	48,124	12	13	324	3,791
African Methodist Episcopal Church	2	2	3,400			2	4,934	2	2	30	175
African Methodist Episcopal Zion Church	2	2	14,050			2	4,900	2	2	13	220
Pentecostal Church of the Nazarene	2					1	2,225	2	2	25	112
Presbyterian bodies:											
Presbyterian Church in the United States of America	2	1	8,000			2	8,495	2	2	61	388
United Presbyterian Church of North America	3			1	5,000	3	7,053	3	3	51	400
Protestant Episcopal Church	15	5	32,010	7	78,040	15	169,891	15	16	373	3,406
Roman Catholic Church	24	17	394,200	19	294,120	22	378,401	23	23	889	12,706
Salvation Army	2	1	11,500			2	9,128	1	1	7	35
Unitarians	2	1	14,000	1	5,000	2	21,325	2	2	21	147
Universalists	2	1	9,000			2	13,697	2	2	50	311
All other denominations	20	4	8,525	1	2,000	15	16,115	11	11	82	527
PUEBLO, COLO.	51	19	83,819	25	74,278	49	142,346	46	49	625	7,296
Adventist bodies:											
Seventh-day Adventist Denomination	1	1	2,300			1	3,622	1	1	12	90
Baptist bodies:											
Baptists—Northern Baptist Convention	4	4	14,265	2	4,850	4	17,637	4	5	79	851
National Baptist Convention	2	1	1,500	1	850	2	3,522	2	2	25	213
Congregational Churches	4	1	1,500	3	4,100	4	7,376	4	4	55	456
Disciples of Christ	3			1	5,000	2	6,100	2	2	22	220
Eastern Orthodox Churches:											
Greek Orthodox Church (Hellenic)	1			1	2,000	1	3,662				
Russian Orthodox Church	1	1	700	1	2,000	1	2,350	1	1	1	12
Jewish congregations	1					1	2,500	1	1	8	40
Latter Day Saints:											
Church of Jesus Christ of Latter Day Saints	1					1	60	1	1	6	48
Lutheran bodies:											
General Synod of the Evangelical Lutheran Church in the United States of America	1	1	800			1	870	1	1	7	60
General Council of the Evangelical Lutheran Church in North America	1					1	1,045	1	1	9	52
Evangelical Lutheran Synodical Conference of America	1	1	1,354	1	2,500	1	2,792	1	1	7	75
Methodist bodies:											
Methodist Episcopal Church	7	3	10,900	3	11,000	7	19,956	7	8	147	1,761
Methodist Episcopal Church, South	1			1	4,000	1	1,657	1	1	11	209
African Methodist Episcopal Church	1			1	1,200	1	2,130	1	1	12	70
Presbyterian bodies:											
Presbyterian Church in the United States of America	3	1	1,500	1	4,000	3	11,630	3	4	86	870
United Presbyterian Church of North America	1					1	2,676	1	1	25	160
Protestant Episcopal Church	3	1	9,000	1	1,050	3	8,265	3	3	26	181
Roman Catholic Church	7	4	40,000	5	26,640	7	37,120	7	7	49	1,605
Spiritualists:											
Spiritualists (National Spiritualists' Association)	1										
Unitarians	1			1	3,000	1	2,532				
United Brethren bodies:											
Church of the United Brethren in Christ	1			1	800	1	2,957	1	1	20	207
All other denominations	4			1	1,288	4	1,887	3	3	18	116
QUINCY, ILL.	33	5	41,545	19	109,000	29	122,765	28	32	529	6,793
Baptist bodies:											
Baptists—Northern Baptist Convention	1			1	9,000	1	8,500	1	4	50	600
National Baptist Convention	2					2	3,206	2	2	21	151
Congregational Churches	2	1	23,000	2	16,000	2	10,303	2	2	53	286
Disciples of Christ	1					1	1,400	1	1	14	350
German Evangelical Synod of North America	3			3	20,000	3	14,447	3	3	68	665
Jewish congregations	2					2	1,772	1	1	2	18
Lutheran bodies:											
General Synod of the Evangelical Lutheran Church in the United States of America	1					1	9,105	1	1	46	591
Evangelical Lutheran Synodical Conference of America	2			2	9,000	2	11,363	2	2	44	670

RELIGIOUS BODIES.

TABLE 66.—STATISTICS OF RELIGIOUS BODIES IN EACH CITY HAVING,

DENOMINATION.	Total number of organizations.	MEMBERS.					PLACES OF WORSHIP.			VALUE OF CHURCH PROPERTY.	
		Number of organizations reporting.	Total number reported.	Sex.		Number of organizations reporting—		Number of church edifices reported.	Number of organizations reporting.	Value reported.	
				Number of organizations reporting.	Male.	Female.	Church edifices.				Halls, etc.
QUINCY, ILL.—Continued.											
Methodist bodies:											
Methodist Episcopal Church.....	4	4	1,875	3	620	980	4	4	4	\$94,500	
African Methodist Episcopal Church.....	2	2	387	2	115	252	2	2	2	4,000	
Presbyterian bodies:											
Presbyterian Church in the United States of America.....	1	1	504	1	164	340	1	1	1	70,000	
Protestant Episcopal Church.....	2	2	424	2	166	258	2	2	2	50,500	
Roman Catholic Church.....	7	7	8,500	3	1,550	1,710	5	5	4	215,000	
Salvation Army.....	1	1	77	1	39	38	1	1	1	24,000	
Unitarians.....	1	1	169	1	61	108	1	1	1	10,000	
United Brethren bodies:											
Church of the United Brethren in Christ.....	1	1	188	1	73	115	1	1	1	10,000	
QUINCY, MASS.....	30	30	12,757	29	4,587	5,870	28	28	28	741,745	
Baptist bodies:											
Baptists—Northern Baptist Convention.....	2	2	272	2	92	180	2	2	2	14,000	
Congregational Churches.....	8	8	1,807	8	648	1,159	8	8	8	211,945	
Independent churches.....	1	1	98	1	33	65	1	1	1	2,000	
Lutheran bodies:											
General Council of the Evangelical Lutheran Church in North America.....	1	1	300	1	150	150	1	1	1	24,500	
Finnish Evangelical Lutheran Church of America, or Suomi Synod.....	1	1	99	1	43	56	1	1	1	8,500	
Methodist bodies:											
Methodist Episcopal Church.....	4	4	585	4	233	352	4	4	4	37,000	
Presbyterian bodies:											
Presbyterian Church in the United States of America.....	1	1	400	1	180	220	1	1	1	20,000	
United Presbyterian Church of North America.....	1	1	194	1	75	119	1	1	1	15,000	
Protestant Episcopal Church.....	1	1	589	1	210	379	1	1	1	15,000	
Roman Catholic Church.....	4	4	7,257	3	2,357	2,500	4	4	4	169,800	
Unitarians.....	2	2	1,039	2	530	609	2	2	2	205,000	
Universalists.....	1	1	62	1	15	47	1	1	1	12,000	
All other denominations.....	3	3	55	3	21	34	1	1	1	7,000	
RACINE, WIS.....	58	58	20,103	50	7,043	8,341	54	2	57	54	1,047,588
Armenian Church.....	1	1	95	1	95	1	
Bahais.....	1	1	53	1	22	31	1	
Baptist bodies:											
Baptists—Northern Baptist Convention.....	3	3	1,067	3	395	672	3	4	3	75,000	
Congregational Churches.....	3	3	707	3	279	428	2	2	2	68,000	
Evangelical Association.....	2	2	242	2	105	137	2	2	2	27,500	
Independent churches.....	2	2	225	2	2	2	19,200	
Lutheran bodies:											
General Synod of the Evangelical Lutheran Church in the United States of America.....	1	1	140	1	60	80	1	1	1	5,000	
General Council of the Evangelical Lutheran Church in North America.....	3	3	1,205	3	482	723	3	3	3	51,000	
Evangelical Lutheran Synodical Conference of America.....	4	4	2,524	2	140	170	4	4	4	72,134	
Norwegian Lutheran Church of America—											
Hauge's Norwegian Evangelical Lutheran Synod.....	1	1	100	1	43	57	1	1	1	26,000	
Evangelical Lutheran Joint Synod of Ohio and Other States.....	2	2	385	2	170	215	2	4	2	9,000	
Danish Evangelical Lutheran Church in America.....	1	1	208	1	99	109	1	1	1	12,000	
Lutheran Free Church (Norwegian).....	1	1	90	1	50	40	1	1	1	7,000	
United Danish Evangelical Lutheran Church in America.....	4	4	1,073	3	346	367	4	4	4	40,600	
Methodist bodies:											
Methodist Episcopal Church.....	6	6	1,405	5	365	510	6	6	6	145,000	
Pentecostal Church of the Nazarene.....	1	1	64	1	33	31	1	1	1	2,600	
Presbyterian bodies:											
Presbyterian Church in the United States of America.....	2	2	534	2	231	303	2	2	2	49,000	
Welsh Calvinistic Methodist Church.....	1	1	290	1	1	1	3,500	
Protestant Episcopal Church.....	5	5	922	5	327	595	5	5	5	81,729	
Reformed bodies:											
Christian Reformed Church.....	1	1	105	1	55	50	1	1	1	8,000	
Roman Catholic Church.....	9	9	8,290	8	3,611	3,579	9	9	9	324,825	
Salvation Army.....	1	1	65	1	43	52	
Universalists.....	1	1	247	1	83	164	1	1	1	15,000	
All other denominations.....	2	2	37	2	9	28	2	2	2	5,500	
READING, PA.....	96	96	49,971	85	18,246	22,035	83	12	87	84	3,045,135
Adventist bodies:											
Seventh-day Adventist Denomination.....	1	1	107	1	35	72	1	1	1	1,500	
Baptist bodies:											
Baptists—Northern Baptist Convention.....	5	5	1,148	4	148	194	5	1	6	4	121,625
Brethren, German Baptist (Dunkers):											
Church of the Brethren (Conservative Dunkers).....	1	1	88	1	38	50	1	2	1	5,000	
Brethren, Plymouth:											
Brethren, Plymouth, I.....	1	1	81	1	30	51	1	
Disciples of Christ.....	1	1	200	1	30	170	
Eastern Orthodox Churches:											
Greek Orthodox Church (Hellenic).....	1	1	70	1	70	1	1	1	10,000	
Russian Orthodox Church.....	1	1	177	1	109	68	1	1	1	5,000	
Evangelical Association.....	5	5	1,078	5	431	647	5	5	5	131,800	
Independent churches.....	3	3	154	3	39	115	2	1	2	4,800	
Jewish congregations.....	4	4	485	4	310	175	3	1	3	44,000	

GENERAL TABLES.

IN 1910, 25,000 INHABITANTS OR MORE, BY DENOMINATIONS: 1916—Continued.

DENOMINATION.	Total number of organizations.	DEBT ON CHURCH PROPERTY.		PARSONAGES.		EXPENDITURES FOR YEAR.		SUNDAY SCHOOLS CONDUCTED BY CHURCH ORGANIZATIONS.			
		Number of organizations reporting.	Amount of debt reported.	Number of organizations reporting.	Value of parsonages reported.	Number of organizations reporting.	Amount reported.	Number of organizations reporting.	Number of Sunday schools reported.	Number of officers and teachers.	Number of scholars.
QUINCY, ILL.—Continued.											
Methodist bodies:											
Methodist Episcopal Church.....	4			3	\$13,000	4	\$13,952	4	5	112	1,602
African Methodist Episcopal Church.....	2	2	\$445	1	1,500	2	3,501	1	1	17	160
Presbyterian bodies:											
Presbyterian Church in the United States of America.....	1					1	9,587	1	1	32	366
Protestant Episcopal Church.....	2			1	4,000	2	7,226	2	2	19	111
Roman Catholic Church.....	7	2	18,100	4	28,000	3	23,411	4	4	21	865
Salvation Army.....	1					1	989	1	1	5	52
Unitarians.....	1			1	6,000	1	2,466	1	1	5	31
United Brethren bodies:											
Church of the United Brethren in Christ.....	1			1	2,500	1	1,537	1	1	20	275
QUINCY, MASS.....	30	16	76,925	11	57,500	30	178,885	29	30	715	6,956
Baptist bodies:											
Baptists—Northern Baptist Convention.....	2	1	250			2	3,540	2	2	29	300
Congregational Churches.....	8	3	8,400	3	14,500	8	35,052	8	9	233	2,384
Independent churches.....	1					1	1,000	1	1	26	149
Lutheran bodies:											
General Council of the Evangelical Lutheran Church in North America.....	1	1	6,475	1	3,500	1	3,578	1	1	24	170
Finnish Evangelical Lutheran Church of America, or Suomi Synod.....	1	1	4,900			1	1,400	1	1	12	70
Methodist bodies:											
Methodist Episcopal Church.....	4	3	4,300	2	5,500	4	9,156	4	4	71	728
Presbyterian bodies:											
Presbyterian Church in the United States of America.....	1			1	5,000	1	3,200	1	1	25	410
United Presbyterian Church of North America.....	1	1	3,000			1	2,633	1	1	17	165
Protestant Episcopal Church.....	1	1	1,500	1	6,000	1	5,385	1	1	23	274
Roman Catholic Church.....	4	2	34,000	3	23,000	4	96,775	4	4	188	1,861
Unitarians.....	2	1	7,500			2	15,289	2	2	48	347
Universalists.....	1	1	4,000			1	624	1	1	15	77
All other denominations.....	3	1	2,600			3	1,303	2	2	4	21
RACINE, WIS.....	58	29	121,735	36	163,500	56	236,004	55	58	826	8,651
Armenian Church.....	1										
Bahais.....	1					1	170	1	1	1	22
Baptist bodies:											
Baptists—Northern Baptist Convention.....	3	1	2,500	2	11,000	3	31,193	3	6	75	755
Congregational Churches.....	3	2	5,100	1	3,500	3	9,017	3	3	61	450
Evangelical Association.....	2	1	2,000	1	6,000	2	7,991	2	2	33	347
Independent churches.....	2	1	100			2	2,946	2	2	18	163
Lutheran bodies:											
General Synod of the Evangelical Lutheran Church in the United States of America.....	1			1	1,500	1	1,500	1	1	18	100
General Council of the Evangelical Lutheran Church in North America.....	3	3	15,000	1	4,000	3	9,184	3	3	100	877
Evangelical Lutheran Synodical Conference of America.....	4	3	9,160	3	13,000	4	18,978	2	2	39	443
Norwegian Lutheran Church of America—											
Hauge's Norwegian Evangelical Lutheran Synod.....	1	1	3,600			1	1,700	1	1	14	75
Evangelical Lutheran Joint Synod of Ohio and Other States.....	2	1	875	2	5,000	2	2,225	2	2	10	97
Danish Evangelical Lutheran Church in America.....	1	1	3,000	1	3,000	1	2,422	1	1	10	125
Lutheran Free Church (Norwegian).....	1	1	3,000	1	3,000	1	2,350	1	1	6	25
United Danish Evangelical Lutheran Church in America.....	4			4	21,200	4	10,630	4	4	83	726
Methodist bodies:											
Methodist Episcopal Church.....	6	3	1,550	5	20,500	6	18,639	6	6	151	1,428
Pentecostal Church of the Nazarene.....	1	1	850			1	1,959	1	1	13	50
Presbyterian bodies:											
Presbyterian Church in the United States of America.....	2	1	800	2	18,000	2	14,867	2	2	40	283
Welsh Calvinistic Methodist Church.....	1			1	5,000	1	4,500	1	1	15	120
Protestant Episcopal Church.....	5			1	3,250	5	10,237	5	5	50	418
Reformed bodies:											
Christian Reformed Church.....	1	1	5,200	1	4,000	1	2,100	1	1	3	30
Roman Catholic Church.....	9	8	69,000	8	40,550	8	72,529	9	9	46	1,894
Salvation Army.....	1					1	5,156	1	1	18	120
Universalists.....	1					1	4,584	1	1	13	64
All other denominations.....	2			1	1,000	2	1,127	2	2	9	39
READING, PA.....	96	43	277,614	37	242,450	92	400,934	89	94	2,562	28,343
Adventist bodies:											
Seventh-day Adventist Denomination.....	1					1	200	1	1	9	76
Baptist bodies:											
Baptists—Northern Baptist Convention.....	5	2	4,700			5	14,347	5	5	110	1,138
Brethren, German Baptist (Dunkers):											
Church of the Brethren (Conservative Dunkers).....	1					1	797	1	4	19	213
Brethren, Plymouth:											
Brethren, Plymouth, I.....	1					1	1,112	1	1	4	52
Disciples of Christ.....	1					1	712	1	1	22	65
Eastern Orthodox Churches:											
Greek Orthodox Church (Hellenic).....	1	1	5,700			1	1,630	1	1	1	25
Russian Orthodox Church.....	1	1	2,650	1	1,500	1	1,170	1	1	1	30
Evangelical Association.....	5	4	36,000	2	8,000	5	22,517	5	5	165	1,512
Independent churches.....	3	1	22			2	1,570	3	3	26	224
Jewish congregations.....	4	2	20,300			4	12,852	4	4	18	247

RELIGIOUS BODIES.

TABLE 66.—STATISTICS OF RELIGIOUS BODIES IN EACH CITY HAVING,

DENOMINATION.	Total number of organizations.	MEMBERS.					PLACES OF WORSHIP.			VALUE OF CHURCH PROPERTY.	
		Number of organizations reporting.	Total number reported.	Sex.		Number of organizations reporting—		Number of church edifices reported.	Number of organizations reporting.	Value reported.	
				Number of organizations reporting.	Male.	Female.	Church edifices.				Halls, etc.
READING, PA.—Continued.											
Lutheran bodies:											
General Synod of the Evangelical Lutheran Church in the United States of America.....	3	3	1,026	3	451	575	3	3	3	\$79,300	
General Council of the Evangelical Lutheran Church in North America.....	11	11	8,427	9	2,429	3,587	11	12	11	509,700	
Mennonite bodies:											
Mennonite Brethren in Christ.....	1	1	180	1	59	101	1	1	1	8,200	
Methodist bodies:											
Methodist Episcopal Church.....	7	7	1,862	6	691	1,075	7	7	7	328,000	
African Methodist Episcopal Church.....	1	1	80	1	20	60	1	1	1	5,000	
Moravian bodies:											
Moravian Church (Unitas Fratrum).....	1	1	70	1	29	41		1			
Presbyterian bodies:											
Presbyterian Church in the United States of America.....	4	4	1,242	4	463	779	4	4	4	134,500	
Protestant Episcopal Church.....	4	4	1,060	3	375	412	4	4	4	150,500	
Reformed bodies:											
Reformed Church in the United States.....	13	13	10,251	11	3,134	4,799	13	13	13	729,000	
Roman Catholic Church.....	10	10	18,796	8	8,102	7,194	9	10	10	420,000	
Spiritualists:											
Spiritualists (National Spiritualists' Association).....	2	2	144	2	55	89		2			
United Brethren bodies:											
Church of the United Brethren in Christ.....	3	3	822	2	208	354	3	3	3	49,110	
United Evangelical Church.....	5	5	2,044	5	817	1,227	5	5	5	168,000	
Universalists.....	1	1	175	1	75	100	1	1	1	35,000	
All other denominations.....	7	7	224	6	98	100	2	5	3	105,100	
Richmond, Va.....	167	165	82,944	153	31,406	46,180	150	12	154	4,563,608	
Adventist bodies:											
Seventh-day Adventist Denomination.....	2	2	145	2	54	91	2	2	2	7,000	
Baptist bodies:											
Baptists—											
Southern Baptist Convention.....	24	24	16,873	24	6,717	10,156	24	24	24	880,300	
National Baptist Convention.....	42	42	24,361	42	9,156	15,205	40	2	41	633,000	
Christadelphians.....	2	2	110	2	48	62		2	2	308	
Disciples of Christ.....	6	6	2,996	3	901	1,112	6		6	288,000	
Eastern Orthodox Churches:											
Greek Orthodox Church (Hellenic).....	1	1	300	1	300			1			
German Evangelical Synod of North America.....	1	1	801	1	360	441	1		1	50,000	
Jewish congregations.....	4	3	1,000	2	450	400	2	2	2	150,000	
Lutheran bodies:											
United Synod of the Evangelical Lutheran Church in the South.....	1	1	469	1	220	249	1		1	100,000	
Evangelical Lutheran Synodical Conference of America.....	1	1	427	1	200	227	1		1	20,000	
Methodist bodies:											
Methodist Episcopal Church.....	2	2	380				2		2	28,000	
Methodist Episcopal Church, South.....	25	25	12,021	21	4,148	6,127	24		25	620,350	
African Methodist Episcopal Church.....	2	2	573	2	227	346	2		2	42,500	
African Methodist Episcopal Zion Church.....	1	1	110	1	59	51	1		1	5,000	
Presbyterian bodies:											
Presbyterian Church in the United States of America.....	1	1	96	1	35	61	1		1	10,000	
Presbyterian Church in the United States.....	13	13	4,498	13	1,908	2,590	13		15	487,550	
Protestant Episcopal Church.....	21	21	6,382	20	1,877	3,906	20		20	791,500	
Roman Catholic Church.....	7	7	10,776	6	4,299	4,977	6		6	427,500	
Volunteers of America.....	1	1	350	1	350						
All other denominations.....	10	9	276	9	97	179	4	5	4	22,600	
Roanoke, Va.....	50	50	20,010	44	6,910	10,100	45	3	49	1,019,587	
Baptist bodies:											
Baptists—											
Southern Baptist Convention.....	5	5	4,054	2	569	1,028	4		4	116,300	
National Baptist Convention.....	8	8	3,541	8	1,276	2,265	8		8	142,800	
Brethren, German Baptist (Dunkers):											
Church of the Brethren (Conservative Dunkers).....	1	1	520	1	225	295	1		2	8,000	
Old Order German Baptist Brethren.....	1	1	70	1	30	40	1		1	5,000	
The Brethren Church (Progressive Dunkers).....	1	1	128	1	48	80	1		1	9,000	
Disciples of Christ.....	2	2	595	1	50	75	2		2	38,000	
International Apostolic Holiness Church.....	1	1	98	1	42	56	1		1	4,000	
Lutheran bodies:											
United Synod of the Evangelical Lutheran Church in the South.....	1	1	572	1	249	323	1		1	50,000	
Methodist bodies:											
Methodist Episcopal Church.....	2	2	344	2	128	216	2		2	29,000	
Wesleyan Methodist Connection of America.....	1	1	73	1	27	46	1		1	1,200	
Methodist Episcopal Church, South.....	7	7	4,670	7	1,840	2,830	7		7	262,100	
African Methodist Episcopal Church.....	2	2	326	2	132	194	2		2	12,000	
Pentecostal Holiness Church.....	1	1	48	1	20	28	1		1	5,000	
Presbyterian bodies:											
Presbyterian Church in the United States of America.....	1	1	153	1	60	93	1		1	10,000	
Presbyterian Church in the United States.....	5	5	1,544	4	605	876	5		6	136,000	
Protestant Episcopal Church.....	4	4	1,069	3	334	725	3		3	93,987	
Reformed bodies:											
Reformed Church in the United States.....	1	1	118	1	48	70	1		1	1,200	
Roman Catholic Church.....	1	1	1,800	1	1,100	700	1		1	75,000	
United Brethren bodies:											
Church of the United Brethren in Christ.....	1	1	195	1	89	106	1		1	18,000	
All other denominations.....	4	4	92	4	38	54	1	3	2	3,000	

GENERAL TABLES.

IN 1910, 25,000 INHABITANTS OR MORE, BY DENOMINATIONS: 1916—Continued.

DENOMINATION.	Total number of organizations.	DEBT ON CHURCH PROPERTY.		PARSONAGES.		EXPENDITURES FOR YEAR.		SUNDAY SCHOOLS CONDUCTED BY CHURCH ORGANIZATIONS.			
		Number of organizations reporting.	Amount of debt reported.	Number of organizations reporting.	Value of parsonages reported.	Number of organizations reporting.	Amount reported.	Number of organizations reporting.	Number of Sunday schools reported.	Number of officers and teachers.	Number of scholars.
READING, PA.—Continued.											
Lutheran bodies:											
General Synod of the Evangelical Lutheran Church in the United States of America.....	3	2	\$9,000	1	\$10,000	3	\$10,795	3	3	80	940
General Council of the Evangelical Lutheran Church in North America.....	11	6	68,850	4	45,000	11	55,627	11	12	480	5,087
Mennonite bodies:											
Mennonite Brethren in Christ.....	1			1	1,800	1	4,359	1	1	33	281
Methodist bodies:											
Methodist Episcopal Church.....	7	3	8,100	5	38,000	7	24,439	7	7	178	2,114
African Methodist Episcopal Church.....	1	1	3,400	1	3,000	1	1,600	1	1	15	112
Moravian bodies:											
Moravian Church (Unitas Fratrum).....	1					1	2,376	1	1	9	46
Presbyterian bodies:											
Presbyterian Church in the United States of America.....	4	1	5,000	2	7,300	4	17,653	4	5	97	1,028
Protestant Episcopal Church.....	4	1	500	3	24,500	4	20,499	4	4	63	549
Reformed bodies:											
Reformed Church in the United States.....	13	6	60,375	5	21,300	13	90,248	13	13	844	8,959
Roman Catholic Church.....	10	5	33,500	5	44,000	9	71,349	6	6	46	1,708
Spiritualists:											
Spiritualists (National Spiritualists' Association).....	2					2	2,254	1	1	4	28
United Brethren bodies:											
Church of the United Brethren in Christ.....	3	2	9,300	2	16,850	3	8,643	3	3	89	889
United Evangelical Church.....	5	2	4,192	5	23,200	5	27,260	5	5	216	2,741
Universalists.....	1	1	3,000			1	3,700	1	1	10	90
All other denominations.....	7	2	5,025			5	3,225	5	5	23	189
RICHMOND, VA.....	167	70	427,878	47	348,200	156	913,708	155	164	3,762	42,983
Adventist bodies:											
Seventh-day Adventist Denomination.....	2	2	3,300			1	397	1	1	6	28
Baptist bodies:											
Baptists—											
Southern Baptist Convention.....	24	12	76,324	4	26,500	24	247,522	24	25	1,116	13,506
National Baptist Convention.....	42	25	79,000	2	6,500	41	87,289	40	40	626	7,139
Christadelphians.....	2					2	702	2	2	14	83
Disciples of Christ.....	6	3	51,450			4	29,077	5	5	141	1,930
Eastern Orthodox Churches:											
Greek Orthodox Church (Hellenic).....	1										
German Evangelical Synod of North America.....	1			1	30,000	1	12,021	1	1	45	261
Jewish congregations.....	4	1	5,000			4	18,160	1	1	20	135
Lutheran bodies:											
United Synod of the Evangelical Lutheran Church in the South.....	1	1	34,000	1	20,000	1	7,559	1	1	33	403
Evangelical Lutheran Synodical Conference of America.....	1			1	8,000	1	4,547	1	1	15	225
Methodist bodies:											
Methodist Episcopal Church.....	2	2	14,800	2	4,600	2	4,728	2	2	23	228
Methodist Episcopal Church, South.....	25	12	72,225	17	102,700	25	168,132	25	27	800	10,050
African Methodist Episcopal Church.....	2	2	13,100	2	4,000	2	6,027	2	2	15	315
African Methodist Episcopal Zion Church.....	1	1	4,100			1	700	1	1	10	75
Presbyterian bodies:											
Presbyterian Church in the United States of America.....	1			1	2,500	1	1,093	1	1	7	47
Presbyterian Church in the United States.....	13	4	54,850	3	11,200	12	107,333	13	15	332	3,006
Protestant Episcopal Church.....	21	1	6,000	7	75,200	21	169,135	21	22	434	3,068
Roman Catholic Church.....	7	2	13,029	5	49,000	5	34,138	7	10	85	1,549
Volunteers of America.....	1										
All other denominations.....	10	2	700	1	8,000	8	15,148	7	7	40	335
ROANOKE, VA.....	50	26	140,968	19	122,500	49	238,811	45	49	1,032	13,715
Baptist bodies:											
Baptists—											
Southern Baptist Convention.....	5	1	5,000	3	15,500	5	56,951	5	7	242	2,968
National Baptist Convention.....	8	7	32,995	2	16,000	8	15,452	7	7	95	1,046
Brethren, German Baptist (Dunkers):											
Church of the Brethren (Conservative Dunkers).....	1					1	2,500	1	2	27	500
Old Order German Baptist Brethren.....	1					1	125				
The Brethren Church (Progressive Dunkers).....	1	1	4,000			1	1,400	1	1	18	120
Disciples of Christ.....	2	2	5,000			2	5,450	2	2	37	443
International Apostolic Holiness Church.....	1	1	726			1	835	1	1	5	95
Lutheran bodies:											
United Synod of the Evangelical Lutheran Church in the South.....	1			1	10,000	1	12,716	1	1	38	388
Methodist bodies:											
Methodist Episcopal Church.....	2	1	12,950			2	3,259	2	2	25	400
Wesleyan Methodist Connection of America.....	1					1	1,051	1	1	9	91
Methodist Episcopal Church, South.....	7	6	58,210	6	28,000	7	49,018	7	7	264	4,553
African Methodist Episcopal Church.....	2	1	350	1	2,500	2	3,734	2	2	24	236
Pentecostal Holiness Church.....	1	1	1,037			1	1,213	1	1	4	35
Presbyterian bodies:											
Presbyterian Church in the United States of America.....	1					1	1,428	1	1	14	101
Presbyterian Church in the United States.....	5	1	1,000	2	25,000	5	30,585	5	6	126	1,499
Protestant Episcopal Church.....	4	2	16,000	2	19,000	4	34,719	4	4	55	670
Reformed bodies:											
Reformed Church in the United States.....	1			1	500	1	2,743	1	1	21	205
Roman Catholic Church.....	1			1	6,000	1	6,000				
United Brethren bodies:											
Church of the United Brethren in Christ.....	1	1	2,500			1	3,000	1	1	14	205
All other denominations.....	4	1	1,200			3	6,624	2	2	14	160

RELIGIOUS BODIES.

TABLE 66.—STATISTICS OF RELIGIOUS BODIES IN EACH CITY HAVING,

DENOMINATION.	Total number of organizations.	MEMBERS.					PLACES OF WORSHIP.			VALUE OF CHURCH PROPERTY.	
		Number of organizations reporting.	Total number reported.	Sex.		Number of organizations reporting—		Number of church edifices reported.	Number of organizations reporting.	Value reported.	
				Number of organizations reporting.	Male.	Female.	Church edifices.				Halls, etc.
ROCHESTER, N. Y.	159	159	143,219	145	56,664	66,710	136	16	139	137	\$6,898,898
Baptist bodies:											
Baptists—Northern Baptist Convention.....	16	16	7,891	13	2,651	4,772	14	2	15	14	816,175
Congregational Churches.....	1	1	362	1	139	223	1		1	1	42,000
Disciples of Christ.....	2	2	406	2	145	261	2		2	2	22,000
Evangelical Association.....	3	3	398	3	161	237	3		3	3	58,000
German Evangelical Synod of North America.....	4	4	4,391	4	1,778	2,613	4		4	4	208,000
Jewish congregations.....	12	12	5,132	12	2,090	1,992	9	3	9	7	231,000
Latter Day Saints:											
Church of Jesus Christ of Latter Day Saints.....	1	1	266	1	129	137					
Lutheran bodies:											
General Council of the Evangelical Lutheran Church in North America.....	13	13	6,558	11	2,012	2,619	12		12	13	276,513
Evangelical Lutheran Synodical Conference of America.....	2	2	490	2	218	272	2		2	2	19,000
Methodist bodies:											
Methodist Episcopal Church.....	13	13	7,493	13	2,952	4,541	13		13	13	749,000
Free Methodist Church of North America.....	1	1	136	1	60	76	1		1	1	8,000
African Methodist Episcopal Zion Church.....	1	1	300	1	112	188	1		1	1	25,000
Polish National Catholic Church of America.....	1	1	1,000	1	650	350	1		1	1	50,000
Presbyterian bodies:											
Presbyterian Church in the United States of America.....	18	18	11,619	17	4,131	7,004	18		19	18	1,110,337
United Presbyterian Church of North America.....	1	1	458	1	229	229	1		1	1	45,000
Protestant Episcopal Church.....	11	11	5,665	8	1,532	2,398	11		11	11	641,588
Reformed bodies:											
Reformed Church in America.....	3	3	879	3	413	466	3		4	3	87,000
Reformed Church in the United States.....	2	2	608	2	281	327	2		2	2	96,000
Christian Reformed Church.....	1	1	190	1	90	100	1		1	1	15,000
Roman Catholic Church.....	32	32	87,171	30	38,099	37,072	29		29	31	2,150,458
Salvation Army.....	1	1	161	1	86	75	1		1	1	22,610
Unitarians.....	1	1	225	1	90	135	1		1	1	67,217
Universalists.....	1	1	479	1	205	274	1		1	1	125,000
Volunteers of America.....	1	1	175	1	113	62	1		1	1	2,000
All other denominations.....	17	17	766	14	298	387	4	11	4	4	32,000
ROCKFORD, ILL.	47	45	23,804	42	10,945	10,866	38	5	38	35	1,157,798
Baptist bodies:											
Baptists—Northern Baptist Convention.....	4	4	1,395	3	393	654	4		4	4	124,478
Brethren, German Baptist (Dunkers):											
Church of the Brethren (Conservative Dunkers).....	1	1	56	1	23	33	1		1	1	5,000
Congregational Churches.....	2	2	1,269	2	473	796	2		2	2	200,000
Disciples of Christ.....	2	2	382	2	137	145	2		2	2	41,500
Lutheran bodies:											
General Synod of the Evangelical Lutheran Church in the United States of America.....	1	1	1,280	1	580	700	1		1	1	35,000
General Council of the Evangelical Lutheran Church in North America.....	4	4	3,637	3	1,060	1,232	4		4	4	153,670
Evangelical Lutheran Synodical Conference of America.....	1	1	422	1	175	247	1		1	1	22,000
Lutheran Free Church (Norwegian).....	1	1	50	1	23	27	1		1	1	8,000
Methodist bodies:											
Methodist Episcopal Church.....	6	6	2,704	6	1,000	1,704	6		6	6	196,000
African Methodist Episcopal Church.....	1	1	97	1	43	54	1		1	1	27,000
Presbyterian bodies:											
Presbyterian Church in the United States of America.....	3	3	1,190	3	490	700	3		3	3	113,000
Protestant Episcopal Church.....	1	1	200				1		1	1	10,000
Roman Catholic Church.....	6	6	9,255	6	5,756	3,499	6		6	3	128,500
Scandinavian Evangelical bodies:											
Swedish Evangelical Mission Covenant of America.....	2	2	760	2	301	459	2		2	2	28,000
Swedish Evangelical Free Church.....	1	1	676	1	303	373	1		1	1	45,000
Salvation Army.....	2	2	220	2	104	116					
United Evangelical Church.....	1	1	105	1	38	67	1		1	1	20,000
All other denominations.....	8	6	106	6	46	60	1	5	1	1	650
St. JOSEPH, MO.	85	85	28,910	79	11,510	16,354	77	4	82	77	1,797,405
Adventist bodies:											
Seventh-day Adventist Denomination.....	1	1	85	1	19	66	1		1	1	3,000
Baptist bodies:											
Baptists—											
Southern Baptist Convention.....	6	6	2,701	6	1,155	1,546	6		7	6	217,700
National Baptist Convention.....	5	5	1,865	5	604	1,261	5		6	5	34,000
Brethren, German Baptist (Dunkers):											
Church of the Brethren (Conservative Dunkers).....	2	2	135	2	58	77	2		2	2	7,500
Congregational Churches.....	3	3	454	3	165	289	3		3	3	46,000
Disciples of Christ.....	6	6	2,230	4	683	1,297	5		5	4	151,630
Evangelical Association.....	3	3	333	3	131	202	3		3	3	25,100
German Evangelical Synod of North America.....	3	3	641	3	279	362	3		3	3	54,500
Jewish congregations.....	1	1	500	1	200	300	1		1	1	75,000
Latter Day Saints:											
Church of Jesus Christ of Latter Day Saints.....	1	1	162	1	62	100				1	125
Reorganized Church of Jesus Christ of Latter Day Saints.....	3	3	944	3	426	518	3		3	3	18,400
Lutheran bodies:											
General Synod of the Evangelical Lutheran Church in the United States of America.....	1	1	507	1	175	332	1		1	1	60,000
Evangelical Lutheran Synodical Conference of America.....	2	2	396	2	169	227	2		2	2	21,600
Methodist bodies:											
Methodist Episcopal Church.....	10	10	2,133	8	719	1,168	10		10	10	214,650
Methodist Episcopal Church, South.....	6	6	2,279	6	756	1,523	6		6	6	153,500
Colored Methodist Episcopal Church.....	1	1	250	1	100	150	1		1	1	3,000

GENERAL TABLES.

IN 1910, 25,000 INHABITANTS OR MORE, BY DENOMINATIONS: 1916—Continued.

DENOMINATION.	Total number of organizations.	DEBT ON CHURCH PROPERTY.		PARSONAGES.		EXPENDITURES FOR YEAR.		SUNDAY SCHOOLS CONDUCTED BY CHURCH ORGANIZATIONS.			
		Number of organizations reporting.	Amount of debt reported.	Number of organizations reporting.	Value of parsonages reported.	Number of organizations reporting.	Amount reported.	Number of organizations reporting.	Number of Sunday schools reported.	Number of officers and teachers.	Number of scholars.
ROCHESTER, N. Y.....	159	86	\$1,177,162	66	\$620,475	149	\$1,382,455	135	142	3,395	49,750
Baptist bodies:											
Baptists—Northern Baptist Convention.....	16	7	89,783	1	6,000	16	160,276	16	17	506	7,299
Congregational Churches.....	1			1	6,000	1	4,200	1	2	51	421
Disciples of Christ.....	2	2	3,250			2	3,362	2	2	37	310
Evangelical Association.....	3	3	17,475	1	4,500	3	6,747	3	3	68	731
German Evangelical Synod of North America.....	4	4	53,900	2	25,000	4	40,300	4	5	212	2,410
Jewish congregations.....	12	5	22,200	1	2,000	9	21,910	4	4	26	617
Latter Day Saints:											
Church of Jesus Christ of Latter Day Saints.....	1					1	60	1	1	5	45
Lutheran bodies:											
General Council of the Evangelical Lutheran Church in North America.....	13	5	25,850	6	33,500	13	60,490	13	14	398	4,738
Evangelical Lutheran Synodical Conference of America.....	2	1	400	1	3,500	2	5,520	2	2	22	264
Methodist bodies:											
Methodist Episcopal Church.....	13	8	139,500	10	64,500	13	118,370	13	13	462	7,168
Free Methodist Church of North America.....	1	1	3,200	1	4,000	1	4,275	1	1	14	90
African Methodist Episcopal Zion Church.....	1			1	3,000	1	3,653	1	1	27	200
Polish National Catholic Church of America.....	1	1	11,000	1	25,000	1	6,956	1	1	2	200
Presbyterian bodies:											
Presbyterian Church in the United States of America.....	18	11	177,183	5	75,000	18	213,579	18	18	708	9,773
United Presbyterian Church of North America.....	1					1	12,345	1	1	22	417
Protestant Episcopal Church.....	11	7	17,821	8	69,500	11	97,128	11	11	316	2,586
Reformed bodies:											
Reformed Church in America.....	3	2	15,500	1	7,000	3	14,512	3	3	75	891
Reformed Church in the United States.....	2	2	25,000	1	6,000	2	8,050	2	2	64	900
Christian Reformed Church.....	1	1	5,500	1	3,500	1	5,254	1	2	9	150
Roman Catholic Church.....	32	22	548,000	23	268,475	32	562,120	24	26	252	9,644
Salvation Army.....	1	1	15,500			1	10,711	1	1	17	102
Unitarians.....	1					1	5,069	1	1	12	117
Universalists.....	1			1	14,000	1	6,476	1	1	27	279
Volunteers of America.....	1					1	3,061				
All other denominations.....	17	3	6,100			10	8,031	10	10	63	398
ROCKFORD, ILL.....	47	17	73,170	22	155,300	40	247,901	42	44	1,096	12,546
Baptist bodies:											
Baptists—Northern Baptist Convention.....	4			1	8,000	4	18,573	4	5	152	1,211
Brethren, German Baptist (Dunkers):											
Church of the Brethren (Conservative Dunkers).....	1					1	482	1	1	11	135
Congregational Churches.....	2			2	21,000	2	21,569	2	2	73	504
Disciples of Christ.....	2	1	14,000			2	5,565	2	2	36	289
Lutheran bodies:											
General Synod of the Evangelical Lutheran Church in the United States of America.....	1	1	3,000	1	5,000	1	17,216	1	1	48	810
General Council of the Evangelical Lutheran Church in North America.....	4	2	6,350	3	27,500	4	34,559	4	5	180	2,044
Evangelical Lutheran Synodical Conference of America.....	1	1	3,000	1	3,000	1	3,510				
Lutheran Free Church (Norwegian).....	1	1	800			1	1,750	1	1	8	30
Methodist bodies:											
Methodist Episcopal Church.....	6	1	150	6	28,800	6	60,149	6	6	280	3,018
African Methodist Episcopal Church.....	1	1	2,000	1	3,000	1	11,341	1	1	14	68
Presbyterian bodies:											
Presbyterian Church in the United States of America.....	3	2	5,200	2	15,000	3	16,044	3	3	97	862
Protestant Episcopal Church.....	1			1	5,000	1	1,200	1	1	6	40
Roman Catholic Church.....	6	3	16,850	2	28,000	3	26,167	6	6	24	1,027
Scandinavian Evangelical bodies:											
Swedish Evangelical Mission Covenant of America.....	2	2	2,200	1	7,000	2	8,200	2	2	51	1,007
Swedish Evangelical Free Church.....	1	1	10,000			1	10,000	1	1	60	1,080
Salvation Army.....	2					2	8,688	2	2	17	191
United Evangelical Church.....	1	1	9,620	1	4,000	1	1,227	1	1	18	135
All other denominations.....	8					4	1,641	4	4	21	95
St. JOSEPH, MO.....	85	32	186,366	34	141,444	82	300,348	75	85	1,367	14,880
Adventist bodies:											
Seventh-day Adventist Denomination.....	1					1	1,432	1	1	13	70
Baptist bodies:											
Baptists—											
Southern Baptist Convention.....	6	1	1,200			6	38,509	6	7	217	2,335
National Baptist Convention.....	5	3	5,500	1	2,500	5	9,975	5	5	73	500
Brethren, German Baptist (Dunkers):											
Church of the Brethren (Conservative Dunkers).....	2					2	539	2	3	25	190
Congregational Churches.....	3	1	250			3	8,878	2	2	38	279
Disciples of Christ.....	6	1	45,000			4	14,635	6	6	141	1,464
Evangelical Association.....	3			2	6,444	3	7,205	3	3	48	548
German Evangelical Synod of North America.....	3	2	1,600	2	12,000	3	5,207	3	3	34	348
Jewish congregations.....	1							1	1	17	127
Latter Day Saints:											
Church of Jesus Christ of Latter Day Saints.....	1					1	325	1	1	16	119
Reorganized Church of Jesus Christ of Latter Day Saints.....	3					3	3,370	3	7	84	576
Lutheran bodies:											
General Synod of the Evangelical Lutheran Church in the United States of America.....	1	1	5,000	1	5,000	1	4,885	1	1	27	207
Evangelical Lutheran Synodical Conference of America.....	2	2	1,715	2	4,500	2	3,644	2	2	13	129
Methodist bodies:											
Methodist Episcopal Church.....	10	7	41,800	6	13,000	10	39,112	9	9	218	2,481
Methodist Episcopal Church, South.....	6	1	686	5	18,000	6	22,268	6	6	128	2,248
Colored Methodist Episcopal Church.....	1	1	500	1	1,000	1	1,500	1	1	7	70

RELIGIOUS BODIES.

TABLE 66.—STATISTICS OF RELIGIOUS BODIES IN EACH CITY HAVING,

DENOMINATION.	Total number of organizations.	MEMBERS.					PLACES OF WORSHIP.			VALUE OF CHURCH PROPERTY.	
		Number of organizations reporting.	Total number reported.	Sex.		Number of organizations reporting—		Number of churches reported.	Number of organizations reporting.	Value reported.	
				Number of organizations reporting.	Male.	Female.	Church edifices.				Halls, etc.
St. JOSEPH, Mo.—Continued.											
Presbyterian bodies:											
Presbyterian Church in the United States of America.....	5	5	771	5	292	479	5	5	5	\$52,600	
United Presbyterian Church of North America.....	2	2	160	2	53	107	2	2	2	12,500	
Presbyterian Church in the United States.....	3	3	1,068	3	472	596	3	3	3	172,000	
Protestant Episcopal Church.....	3	3	628	2	34	69	3	5	3	75,500	
Reformed bodies:											
Reformed Church in the United States.....	1	1	140	1	55	85	1	1	1	14,000	
Roman Catholic Church.....	8	8	10,356	8	4,840	5,516	8	8	8	374,200	
All other denominations.....	9	9	172	8	63	84	3	4	3	10,900	
St. LOUIS, Mo.	405	403	392,453	355	120,214	147,968	357	38	371	16,600,921	
Adventist bodies:											
Seventh-day Adventist Denomination.....	3	3	228	3	46	182	3	3	3	13,500	
Baptist bodies:											
Baptists—											
Southern Baptist Convention.....	21	21	7,748	21	3,040	4,708	20	20	20	802,950	
National Baptist Convention.....	32	32	9,677	32	3,118	6,559	21	11	21	222,000	
Churches of the New Jerusalem:											
General Convention of the New Jerusalem in the United States of America.....	2	2	266	2	115	151	2	2	2	13,000	
Congregational Churches.....	15	15	3,040	15	1,129	1,911	15	15	15	538,500	
Disciples of Christ.....	12	12	4,389	8	1,148	1,582	12	12	9	216,900	
Evangelical Protestant Church of North America.....	1	1	350	1	150	200	1	1	1	66,000	
German Evangelical Synod of North America.....	29	28	15,048	23	4,945	7,376	29	29	29	858,500	
Independent churches.....	1	1	557	1	256	301	1	1	1	120,000	
Jewish congregations.....	4	4	3,800	4	2,200	1,600	4	4	4	309,500	
Latter Day Saints:											
Reorganized Church of Jesus Christ of Latter Day Saints.....	3	3	491	3	227	264	2	1	2	17,000	
Lutheran bodies:											
General Synod of the Evangelical Lutheran Church in the United States of America.....	2	2	444	2	181	263	2	2	2	59,000	
Evangelical Lutheran Synodical Conference of America.....	24	24	16,001	21	6,029	7,879	23	1	23	879,700	
Methodist bodies:											
Methodist Episcopal Church.....	28	28	7,976	26	2,325	3,641	26	1	26	781,400	
Methodist Episcopal Church, South.....	17	17	9,851	18	2,782	4,454	17	17	17	930,300	
African Methodist Episcopal Church.....	6	6	3,637	6	1,239	2,398	6	6	6	104,000	
African Methodist Episcopal Zion Church.....	5	5	3,450	5	947	2,503	4	1	4	92,200	
Colored Methodist Episcopal Church.....	3	3	1,237	3	408	829	2	2	2	30,040	
Polish National Catholic Church of America.....	3	1	330	1	150	180	1	1	1	28,000	
Presbyterian bodies:											
Presbyterian Church in the United States of America.....	31	31	9,864	29	3,039	5,205	30	31	30	1,509,700	
United Presbyterian Church of North America.....	4	4	804	4	300	504	4	4	3	100,000	
Presbyterian Church in the United States.....	5	5	1,656	4	574	1,072	5	5	5	406,500	
Protestant Episcopal Church.....	25	25	6,579	21	2,211	3,421	24	25	24	1,108,600	
Reformed bodies:											
Reformed Church in the United States.....	1	1	242	1	107	135	1	1	1	25,000	
Roman Catholic Church.....	94	93	281,627	68	82,320	88,775	92	1	101	7,198,760	
Society for Ethical Culture.....	1	1	567	1	287	280	1	1	1	90	
Spiritualists:											
Spiritualists (National Spiritualists' Association).....	9	9	490	9	159	321	8	8	2	90	
Unitarians.....	2	2	736	2	292	444	2	2	2	103,700	
All other denominations.....	24	24	1,378	23	490	830	8	12	8	66,081	
St. PAUL, MINN.	179	179	103,156	156	39,845	50,202	162	11	160	6,449,900	
Adventist bodies:											
Seventh-day Adventist Denomination.....	2	2	173	2	47	126	2	2	2	5,100	
Baptist bodies:											
Baptists—											
Northern Baptist Convention.....	12	12	3,297	12	1,294	2,003	12	13	12	342,100	
National Baptist Convention.....	2	2	478	2	205	273	2	2	2	26,000	
Congregational Churches.....	11	11	2,471	11	936	1,535	11	12	11	304,000	
Disciples of Christ.....	2	2	558	1	200	275	1	1	1	3,500	
Eastern Orthodox Churches:											
Russian Orthodox Church.....	1	1	420	1	330	90	1	1	1	4,800	
Evangelical Association.....	3	3	406	3	171	235	3	4	3	43,000	
German Evangelical Synod of North America.....	1	1	976	1	514	462	1	1	1	75,000	
Jewish congregations.....	1	1	100	1	60	40	1	1	1	35,000	
Latter Day Saints:											
Church of Jesus Christ of Latter Day Saints.....	2	2	300	2	140	160	2	2	2	5,800	
Lutheran bodies:											
General Council of the Evangelical Lutheran Church in North America.....	12	12	4,419	10	1,369	1,705	11	12	11	281,000	
Evangelical Lutheran Synodical Conference of America.....	11	11	6,072	7	1,990	2,839	10	10	10	234,500	
Norwegian Lutheran Church of America—											
Hauge's Norwegian Evangelical Lutheran Synod.....	2	2	258	2	113	145	2	2	2	9,500	
Synod for the Norwegian Evangelical Lutheran Church of America.....	2	2	743	2	357	386	2	2	2	64,500	
United Norwegian Lutheran Church in America.....	2	2	395	2	192	203	1	1	1	13,500	
Evangelical Lutheran Joint Synod of Ohio and Other States.....	6	6	1,318	5	475	520	6	7	6	32,300	
Evangelical Lutheran Synod of Iowa and Other States.....	2	2	339	2	140	199	2	2	2	12,000	
Lutheran Free Church (Norwegian).....	1	1	110	1	35	75	1	1	1	5,000	
Methodist bodies:											
Methodist Episcopal Church.....	26	26	5,115	25	1,890	2,917	25	1	25	498,900	
African Methodist Episcopal Church.....	2	2	870	2	339	531	1	1	1	8,000	
Presbyterian bodies:											
Presbyterian Church in the United States of America.....	16	16	4,563	15	1,710	2,834	15	17	15	888,000	
Protestant Episcopal Church.....	15	15	4,087	12	1,305	2,034	14	1	14	361,300	
Reformed bodies:											
Reformed Church in the United States.....	1	1	170	1	52	118	1	1	1	15,000	

GENERAL TABLES.

IN 1910, 25,000 INHABITANTS OR MORE, BY DENOMINATIONS: 1916—Continued.

DENOMINATION.	Total number of organizations.	DEBT ON CHURCH PROPERTY.		PARSONAGES.		EXPENDITURES FOR YEAR.		SUNDAY SCHOOLS CONDUCTED BY CHURCH ORGANIZATIONS.			
		Number of organizations reporting.	Amount of debt reported.	Number of organizations reporting.	Value of parsonages reported.	Number of organizations reporting.	Amount reported.	Number of organizations reporting.	Number of Sunday schools reported.	Number of officers and teachers.	Number of scholars.
St. JOSEPH, Mo.—Continued.											
Presbyterian bodies:											
Presbyterian Church in the United States of America.....	5	1	\$600	2	\$2,300	5	\$14,178	5	5	86	817
United Presbyterian Church of North America.....	2	2	2,500	1	5,000	2	1,602	2	3	29	291
Presbyterian Church in the United States.....	3	1	11,500	3	25,000	3	40,319	3	5	80	1,062
Protestant Episcopal Church.....	3			1	1,500	3	13,817	2	2	33	223
Reformed bodies:											
Reformed Church in the United States.....	1					1	3,487	1	1	15	45
Roman Catholic Church.....	8	6	67,700	6	44,700	8	62,964	4	5	17	573
All other denominations.....	9	2	815	1	600	9	2,497	6	6	28	178
St. LOUIS, Mo.....	405	201	2,052,666	159	1,107,200	384	2,841,813	348	377	6,859	91,718
Adventist bodies:											
Seventh-day Adventist Denomination.....	3	2	1,950			3	8,824	3	3	44	257
Baptist bodies:											
Baptists—											
Southern Baptist Convention.....	21	5	11,625	2	6,500	21	125,866	21	24	491	6,623
National Baptist Convention.....	32	8	55,000	1	6,000	32	64,350	32	32	349	3,430
Churches of the New Jerusalem:											
General Convention of the New Jerusalem in the United States of America.....	2					2	2,760	2	2	6	51
Congregational Churches.....	15	7	32,575	2	7,500	15	62,697	15	15	348	2,858
Disciples of Christ.....	12	6	31,700			9	72,863	12	12	328	3,634
Evangelical Protestant Church of North America.....	1		25,000		9,000	1	65,300	1	1	32	300
German Evangelical Synod of North America.....	29	23	234,383	25	126,500	29	120,103	28	30	754	9,169
Independent churches.....	1	1	28,000			1	10,784	1	1	19	156
Jewish congregations.....	4	2	46,000			4	34,250	3	4	33	994
Latter Day Saints:											
Reorganized Church of Jesus Christ of Latter Day Saints.....	3					3	1,275	2	2	39	208
Lutheran bodies:											
General Synod of the Evangelical Lutheran Church in the United States of America.....	2	1	14,700			2	6,377	2	2	30	251
Evangelical Lutheran Synodical Conference of America.....	24	18	284,130	16	83,500	21	150,088	17	20	674	6,274
Methodist bodies:											
Methodist Episcopal Church.....	28	16	108,600	15	75,200	28	156,328	27	29	645	6,901
Methodist Episcopal Church, South.....	17	5	27,500	6	42,000	17	153,217	17	19	580	9,385
African Methodist Episcopal Church.....	6	5	16,430	4	18,000	6	11,221	6	6	64	942
African Methodist Episcopal Zion Church.....	5	3	21,200	1	20,000	5	17,005	5	5	54	916
Colored Methodist Episcopal Church.....	3	3	2,800			3	6,879	3	3	28	277
Polish National Catholic Church of America.....	1	1	11,500	1	4,000	1	2,500	1	1	1	45
Presbyterian bodies:											
Presbyterian Church in the United States of America.....	31	10	40,700	7	31,100	31	273,231	31	40	1,078	12,226
United Presbyterian Church of North America.....	4	2	7,050			4	18,913	4	4	106	1,264
Presbyterian Church in the United States.....	5	2	70,000			4	62,374	4	5	129	967
Protestant Episcopal Church.....	25	13	110,550	7	94,000	25	191,247	25	27	355	3,349
Reformed bodies:											
Reformed Church in the United States.....	1	1	7,000	1	5,000	1	3,696	1	1	23	225
Roman Catholic Church.....	94	62	849,798	69	572,900	86	1,160,569	64	66	481	19,579
Society for Ethical Culture.....	1					1	10,500	1	1	17	170
Spiritualists:											
Spiritualists (National Spiritualists' Association).....	9					8	3,133	2	2	9	40
Unitarians.....	2					2	20,673	2	3	20	181
All other denominations.....	24	6	14,475	1	6,000	19	24,790	16	17	122	1,036
St. PAUL, MINN.....	179	74	886,463	82	441,075	166	967,743	160	190	2,865	33,791
Adventist bodies:											
Seventh-day Adventist Denomination.....	2					2	5,441	2	2	20	123
Baptist bodies:											
Baptists—											
Northern Baptist Convention.....	12	5	18,542	2	8,000	11	54,033	12	15	267	2,999
National Baptist Convention.....	2	1	4,700			2	3,800	2	2	42	225
Congregational Churches.....	11	4	30,513	1	3,000	11	51,148	11	11	222	1,889
Disciples of Christ.....	2					1	5,000	2	2	27	269
Eastern Orthodox Churches:											
Russian Orthodox Church.....	1	1	2,196			1	3,171				
Evangelical Association.....	3			2	7,500	3	7,658	3	3	46	443
German Evangelical Synod of North America.....	1			1	7,500	1	8,151	1	1	9	339
Jewish congregations.....	1					1	600	1	1	4	150
Latter Day Saints:											
Church of Jesus Christ of Latter Day Saints.....	2					2	1,525	2	5	16	175
Lutheran bodies:											
General Council of the Evangelical Lutheran Church in North America.....	12	8	65,101			12	64,351	11	14	262	1,981
Evangelical Lutheran Synodical Conference of America.....	11	5	38,500	10	43,200	10	38,742	7	8	139	1,726
Norwegian Lutheran Church of America—											
Hauge's Norwegian Evangelical Lutheran Synod.....	2	1	1,200	1	4,500	2	2,792	2	2	27	170
Synod for the Norwegian Evangelical Lutheran Church of America.....	2	1	34,000	1	7,000	2	7,482	2	5	47	400
United Norwegian Lutheran Church in America.....	2			1	4,500	2	2,321	2	2	27	178
Evangelical Lutheran Joint Synod of Ohio and Other States.....	6	3	10,800	3	5,000	6	8,614	5	5	33	258
Evangelical Lutheran Synod of Iowa and Other States.....	2	1	4,500	1	4,000	2	2,739	2	2	19	168
Lutheran Free Church (Norwegian).....	1			1	4,000	1	760	1	1	7	50
Methodist bodies:											
Methodist Episcopal Church.....	26	12	58,950	10	41,500	26	84,729	24	25	528	4,840
African Methodist Episcopal Church.....	2	1	1,200	1	7,000	2	2,490	2	2	33	152
Presbyterian bodies:											
Presbyterian Church in the United States of America.....	16	8	95,000	16	34,000	15	142,427	15	17	435	4,430
Protestant Episcopal Church.....	15	3	24,114	7	52,500	15	71,721	15	16	202	1,450
Reformed bodies:											
Reformed Church in the United States.....	1	1	5,600	1	3,000	1	1,788	1	1	14	111

GENERAL TABLES.

487

IN 1910, 25,000 INHABITANTS OR MORE, BY DENOMINATIONS: 1916—Continued.

DENOMINATION.	Total number of organizations.	DEBT ON CHURCH PROPERTY.		PARSONAGES.		EXPENDITURES FOR YEAR.		SUNDAY SCHOOLS CONDUCTED BY CHURCH ORGANIZATIONS.			
		Number of organizations reporting.	Amount of debt reported.	Number of organizations reporting.	Value of parsonages reported.	Number of organizations reporting.	Amount reported.	Number of organizations reporting.	Number of Sunday schools reported.	Number of officers and teachers.	Number of scholars.
ST. PAUL, MINN.—Continued.											
Roman Catholic Church.....	27	15	\$484,247	22	\$195,875	22	\$356,147	23	35	248	9,662
Salvation Army.....	2					2	8,897	2	2	17	74
Scandinavian Evangelical bodies:											
Swedish Evangelical Mission Covenant of America.....	2	1	1,500	1	6,000	2	14,116	2	3	99	871
Swedish Evangelical Free Church.....	1	1	1,700			1	1,800	1	1	20	200
Spiritualists:											
Spiritualists (National Spiritualists' Association).....	1					1	725	1	1	4	40
Theosophical societies:											
Theosophical Society, American Section.....	1										
Unitarians.....	1					1	5,633	1	1	8	47
All other denominations.....	9	2	4,100			6	8,942	5	5	43	371
SACRAMENTO, CALIF.....	50	19	108,300	12	77,000	46	105,474	46	48	536	5,542
Adventist bodies:											
Seventh-day Adventist Denomination.....	1					1	417	1	3	19	121
Baptist bodies:											
Baptists—											
Northern Baptist Convention.....	4	2	4,000			4	11,095	4	4	79	588
National Baptist Convention.....	1					1	318	1	1	6	60
Congregational Churches.....	1	1	2,500			1	2,934	1	1	12	94
Disciples of Christ.....	1	1	9,000			1	4,600	1	1	35	420
Evangelical Association.....	1	1	700	1	10,000	1	1,432	1	1	14	97
Jewish congregations.....	2	1	3,500			2	6,300	2	2	5	102
Latter Day Saints:											
Church of Jesus Christ of Latter Day Saints.....	1					1	156	1	1	8	34
Reorganized Church of Jesus Christ of Latter Day Saints.....	1					1	805	1	1	12	60
Lutheran bodies:											
General Synod of the Evangelical Lutheran Church in the United States of America.....	2	2	5,600	1	5,000	2	8,542	2	2	30	280
Methodist bodies:											
Methodist Episcopal Church.....	6	2	2,100	2	21,500	6	14,315	6	6	93	992
Methodist Episcopal Church, South.....	2	1	1,100	1	2,030	2	4,085	2	2	15	162
Free Methodist Church of North America.....	1			1	3,500	1	1,052	1	1	8	60
African Methodist Episcopal Church.....	1			1	500	1	1,523	1	1	25	80
African Methodist Episcopal Zion Church.....	2					2	149	2	2	4	27
Presbyterian bodies:											
Presbyterian Church in the United States of America.....	4	1	5,000			4	17,472	4	4	82	871
Protestant Episcopal Church.....	4	2	5,700	1	5,000	4	6,224	4	4	27	340
Roman Catholic Church.....	4	4	62,100	2	24,000	3	14,150	4	4	30	845
United Brethren bodies:											
Church of the United Brethren in Christ.....	1			1	3,500	1	2,142	1	1	18	151
All other denominations.....	10	1	7,000	1	2,000	7	7,763	6	6	15	158
SAGINAW, MICH.....	59	25	40,666	39	147,600	56	203,965	51	53	781	9,732
Adventist bodies:											
Seventh-day Adventist Denomination.....	1					1	13,203	1	1	13	87
Baptist bodies:											
Baptists—Northern Baptist Convention.....	3	1	3,600	2	5,300	3	9,984	3	4	78	849
Congregational Churches.....	2					2	7,427	2	2	24	315
Disciples of Christ.....	1	1	100	1	2,000	1	2,122	1	1	30	135
Evangelical Association.....	1	1	4,000	1	3,850	1	1,463	1	1	20	355
German Evangelical Synod of North America.....	1	1	4,500			1	1,195	1	1	8	60
Latter Day Saints:											
Reorganized Church of Jesus Christ of Latter Day Saints.....	1	1	930			1	478	1	1	10	68
Lutheran bodies:											
Evangelical Lutheran Synodical Conference of America.....	6	4	6,800	5	17,500	6	19,786	4	4	24	397
Evangelical Lutheran Joint Synod of Ohio and Other States.....	4	1	2,584	3	10,000	4	8,502	3	3	33	555
Evangelical Lutheran Synod of Iowa and Other States.....	2	1	700	2	7,500	2	2,436	2	2	28	235
Methodist bodies:											
Methodist Episcopal Church.....	8	7	8,050	6	15,200	8	26,001	8	8	176	1,906
Methodist Protestant Church.....	2			2	3,500	2	3,341	2	2	25	235
Presbyterian bodies:											
Presbyterian Church in the United States of America.....	6	2	6,200	4	13,000	6	32,345	4	5	173	2,018
Protestant Episcopal Church.....	3			2	8,750	3	10,573	3	3	44	397
Roman Catholic Church.....	10	4	3,000	8	55,300	10	60,464	8	8	53	1,915
Salvation Army.....	1					1	2,273	1	1	7	55
Unitarians.....	1					1	2,372	1	1	29	150
All other denominations.....	7	1	202	3	5,700	4	2,372	6	6	29	150
SALEM, MASS.....	26	9	74,269	12	112,500	25	218,436	23	24	420	5,322
Adventist bodies:											
Advent Christian Church.....	1					1	1,809	1	1	18	99
Baptist bodies:											
Baptists—Northern Baptist Convention.....	2	2	11,369	1	5,000	2	9,716	2	2	71	350
Congregational Churches.....	3	1	4,000	1	12,000	3	17,071	3	3	93	572
Eastern Orthodox Churches:											
Russian Orthodox Church.....	1	1	4,000	1	6,000	1	4,353	1	2	2	67
Friends:											
Society of Friends (Orthodox).....	1					1	6,347	1	1	6	19
Methodist bodies:											
Methodist Episcopal Church.....	2	1	1,100	2	13,000	2	18,906	2	2	76	1,142
Protestant Episcopal Church.....	2			1	6,030	2	11,189	2	2	11	173
Roman Catholic Church.....	6	1	4,500	5	64,500	6	121,192	5	5	67	2,420
Salvation Army.....	1					1	1,383	1	1	4	36
Unitarians.....	1	1	40,000			3	18,900	3	3	33	154
Universalists.....	1	1	4,500	1	6,000	1	5,857	1	1	35	270
All other denominations.....	3	1	4,800			2	1,713	1	1	4	20

RELIGIOUS BODIES.

TABLE 66.—STATISTICS OF RELIGIOUS BODIES IN EACH CITY HAVING,

DENOMINATION.	Total number of organizations.	MEMBERS.					PLACES OF WORSHIP.			VALUE OF CHURCH PROPERTY.	
		Number of organizations reporting.	Total number reported.	Sex.		Number of organizations reporting—		Number of church edifices reported.	Number of organizations reporting.	Value reported.	
				Number of organizations reporting.	Male.	Female.	Church edifices.				Halls, etc.
SALT LAKE CITY, UTAH.....	93	93	59,162	90	26,704	32,136	87	3	96	87	\$2,397,012
Adventist bodies:											
Seventh-day Adventist Denomination.....	1	1	128	1	30	98	1		1	1	3,500
Baptist bodies:											
Baptists—Northern Baptist Convention.....	6	6	848	6	309	539	6		6	6	124,800
Congregational Churches.....	4	4	1,090	4	391	699	4		4	4	113,700
Disciples of Christ.....	1	1	276	1	104	172	1		1	1	25,000
German Evangelical Synod of North America.....	1	1	50	1	20	30					
Jewish congregations.....	2	2	600	2	350	250	2		2	2	24,000
Latter Day Saints:											
Church of Jesus Christ of Latter Day Saints.....	50	50	49,117	50	22,567	26,550	50		58	50	1,062,972
Reorganized Church of Jesus Christ of Latter Day Saints.....	1	1	294	1	135	159	1		1	1	14,000
Lutheran bodies:											
General Council of the Evangelical Lutheran Church in North America.....	1	1	80	1	30	50	1		2	1	15,000
Evangelical Lutheran Synodical Conference of America.....	1	1	60	1	31	29	1		1	1	4,000
United Danish Evangelical Lutheran Church in America.....	1	1	53	1	26	27	1		1	1	10,000
Methodist bodies:											
Methodist Episcopal Church.....	5	5	887	4	303	463	5		5	5	114,200
African Methodist Episcopal Church.....	1	1	55	1	18	37	1		1	1	10,000
Presbyterian bodies:											
Presbyterian Church in the United States of America.....	3	3	1,049	2	287	587	2		2	2	225,000
Protestant Episcopal Church.....	4	4	787	4	252	535	4		4	4	191,500
Roman Catholic Church.....	3	3	3,491	3	1,722	1,769	3		3	3	440,000
Salvation Army.....	1	1	78	1	45	33					
Scandinavian Evangelical bodies:											
Swedish Evangelical Free Church.....	2	2	71	2	31	40	2		2	2	4,000
Unitarians.....	1	1	86	1	36	50	1		1	1	15,000
All other denominations.....	4	4	62	3	17	19	1	3	1	1	340
SAN ANTONIO, TEX.....	120	120	61,179	102	17,711	23,286	105	5	109	103	1,658,740
Adventist bodies:											
Seventh-day Adventist Denomination.....	2	2	89	2	26	63	1		1	1	2,400
Baptist bodies:											
Baptists—											
Southern Baptist Convention.....	9	9	3,514	5	938	1,398	8		9	8	182,010
National Baptist Convention.....	17	17	4,213	17	1,627	2,586	16		16	16	112,800
Churches of Christ.....	3	3	360	3	117	243	3		3	3	5,500
Churches of the New Jerusalem:											
General Convention of the New Jerusalem in the United States of America.....	1	1	93	1	46	47		1			
Disciples of Christ.....	7	7	1,341	3	497	619	5	1	6	3	59,680
Evangelical Association.....	1	1	143	1	54	89	1		1	1	9,000
German Evangelical Synod of North America.....	1	1	250	1	110	140	1		1	1	3,500
Jewish congregations.....	1	1	800	1	500	300	1		1	1	8,000
Latter Day Saints:											
Reorganized Church of Jesus Christ of Latter Day Saints.....	2	2	293	2	101	192	2		2	2	2,700
Lutheran bodies:											
Evangelical Lutheran Joint Synod of Ohio and Other States.....	2	2	382	2	160	222	2		2	2	6,000
Evangelical Lutheran Synod of Iowa and Other States.....	1	1	630	1	300	330	1		1	1	40,000
Methodist bodies:											
Methodist Episcopal Church.....	6	6	1,180	3	395	573	6		6	6	85,600
Methodist Episcopal Church, South.....	21	21	4,657	21	1,667	2,990	19		19	19	389,750
African Methodist Episcopal Church.....	3	3	766	3	294	472	2	1	2	2	24,000
Pentecostal Church of the Nazarene.....	1	1	112	1	33	79	1		1	1	2,400
Presbyterian bodies:											
Presbyterian Church in the United States of America.....	4	4	359	4	161	198	4		5	4	55,800
Presbyterian Church in the United States.....	6	6	1,888	6	672	1,216	6		6	6	159,300
United Presbyterian Church of North America.....	2	2	121	2	44	77	2		2	2	10,000
Protestant Episcopal Church.....	6	6	1,705	5	630	934	6		7	6	185,500
Roman Catholic Church.....	15	15	37,958	10	9,223	10,337	15		15	15	311,100
All other denominations.....	9	9	325	8	116	181	3	2	3	3	3,700
SAN DIEGO, CALIF.....	69	69	19,251	64	7,448	10,445	57	8	59	57	1,322,907
Adventist bodies:											
Advent Christian Church.....	1	1	41	1	15	26	1		1	1	3,000
Seventh-day Adventist Denomination.....	2	2	348	2	124	224	2		2	2	10,000
Assemblies of God, General Council.....	1	1	65	1	25	40		1			
Baptist bodies:											
Baptists—											
Northern Baptist Convention.....	5	5	1,494	5	559	935	5		6	5	212,500
National Baptist Convention.....	2	2	98	2	33	65	2		2	2	44,500
Churches of the New Jerusalem:											
General Convention of the New Jerusalem in the United States of America.....	1	1	40	1	13	27	1		1	1	4,000
Congregational Churches.....	6	6	1,127	6	374	753	6		6	6	98,631
Disciples of Christ.....	3	3	1,205	2	453	729	2		2	2	78,000
Evangelical Association.....	1	1	40	1	17	23	1		1	1	6,000
Friends:											
Society of Friends (Orthodox).....	1	1	73	1	26	47	1		1	1	4,000
Jewish congregations.....	3	3	650	3	346	304	2	1	2	2	26,000
Latter Day Saints:											
Church of Jesus Christ of Latter Day Saints.....	1	1	143	1	68	75	1		1	1	7,500
Lutheran bodies:											
General Synod of the Evangelical Lutheran Church in the United States of America.....	1	1	235	1	100	135	1		1	1	20,000
Evangelical Lutheran Synodical Conference of America.....	2	2	205	2	65	140	2		2	2	10,806

IN 1910, 25,000 INHABITANTS OR MORE, BY DENOMINATIONS: 1916—Continued.

DENOMINATION.	Total number of organizations.	DEBT ON CHURCH PROPERTY.		PARSONAGES.		EXPENDITURES FOR YEAR.		SUNDAY SCHOOLS CONDUCTED BY CHURCH ORGANIZATIONS.			
		Number of organizations reporting.	Amount of debt reported.	Number of organizations reporting.	Value of parsonages reported.	Number of organizations reporting.	Amount reported.	Number of organizations reporting.	Number of Sunday schools reported.	Number of officers and teachers.	Number of scholars.
SALT LAKE CITY, UTAH.....	93	37	\$178,966	15	\$156,300	89	\$280,257	88	93	2,086	20,411
Adventist bodies:											
Seventh-day Adventist Denomination.....	1					1	3,656	1	1	15	86
Baptist bodies:											
Baptists—Northern Baptist Convention.....	6	6	23,342			6	10,517	6	7	85	627
Congregational Churches.....	4			2	4,500	3	19,660	4	4	62	525
Disciples of Christ.....	1					1	2,489	1	1	25	175
German Evangelical Synod of North America.....	1					1	35	1	1	3	15
Jewish congregations.....	2	1	2,000			2	8,973	2	2	7	60
Latter Day Saints:											
Church of Jesus Christ of Latter Day Saints.....	50	20	78,154	2	3,500	49	148,364	50	50	1,532	16,167
Reorganized Church of Jesus Christ of Latter Day Saints.....	1	1	4,000			1	2,000	1	1	14	48
Lutheran bodies:											
General Council of the Evangelical Lutheran Church in North America.....	1			1	5,000	1	1,150	1	1	10	38
Evangelical Lutheran Synodical Conference of America.....	1			1	1,800	1	850	1	1	3	28
United Danish Evangelical Lutheran Church in America.....	1	1	1,500	1	4,000	1	800	1	2	6	40
Methodist bodies:											
Methodist Episcopal Church.....	5	1	900	1	1,000	5	11,974	4	4	103	884
African Methodist Episcopal Church.....	1	1	3,070			1	1,467	1	1	8	48
Presbyterian bodies:											
Presbyterian Church in the United States of America.....	3	2	22,500	1	4,000	3	14,443	3	4	109	865
Protestant Episcopal Church.....	4			4	115,500	4	13,325	4	4	40	329
Roman Catholic Church.....	3	2	43,000	1	15,000	2	24,200	3	5	38	335
Salvation Army.....	1					1	4,731	1	1	11	65
Scandinavian Evangelical bodies:											
Swedish Evangelical Free Church.....	2	2	500	1	2,000	2	2,436	1	1	5	21
Unitarians.....	1					1	1,814	1	1	8	47
All other denominations.....	4					3	7,373	1	1	2	8
SAN ANTONIO, TEX.....	120	53	282,454	38	139,400	110	362,553	106	113	1,564	17,290
Adventist bodies:											
Seventh-day Adventist Denomination.....	2	1	112			1	1,700	2	2	15	66
Baptist bodies:											
Baptists—											
Southern Baptist Convention.....	9	5	21,368	2	10,500	9	59,161	8	9	308	2,657
National Baptist Convention.....	17	12	21,323	1	1,000	16	19,140	16	16	141	1,243
Churches of Christ.....	3					2	2,087	2	2	9	140
Churches of the New Jerusalem:											
General Convention of the New Jerusalem in the United States of America.....	1					1	200	1	1	3	52
Disciples of Christ.....	7	2	7,000			3	12,391	7	8	75	877
Evangelical Association.....	1	1	3,700	1	3,000	1	3,077	1	1	25	300
German Evangelical Synod of North America.....	1	1	4,200	1	4,000	1	1,174	1	1	8	76
Jewish congregations.....	1					1	4,500	1	2	7	170
Latter Day Saints:											
Reorganized Church of Jesus Christ of Latter Day Saints.....	2					2	970	2	2	19	117
Lutheran bodies:											
Evangelical Lutheran Joint Synod of Ohio and Other States.....	2	1	2,400	2	5,000	2	3,124	2	2	23	286
Evangelical Lutheran Synod of Iowa and Other States.....	1					1	3,700	1	1	23	255
Methodist bodies:											
Methodist Episcopal Church.....	6	3	1,723	5	14,500	6	10,408	6	7	81	662
Methodist Episcopal Church, South.....	21	9	94,450	9	31,200	21	87,493	18	19	371	4,485
African Methodist Episcopal Church.....	3	1	2,700	2	6,000	3	3,116	2	2	26	292
Pentecostal Church of the Nazarene.....	1	1	450	1	1,200	1	1,806	1	2	19	155
Presbyterian bodies:											
Presbyterian Church in the United States of America.....	4	2	15,873	1	4,000	4	17,778	4	4	51	673
Presbyterian Church in the United States.....	6	1	10,000	1	3,000	5	23,253	5	6	145	1,586
United Presbyterian Church of North America.....	2	2	5,150	2	9,500	2	2,509	2	2	24	167
Protestant Episcopal Church.....	6	2	15,800	2	2,200	6	32,225	6	6	86	737
Roman Catholic Church.....	15	8	74,645	7	42,500	14	67,646	12	12	84	2,093
All other denominations.....	9	1	1,560	1	1,800	8	5,095	6	6	21	151
SAN DIEGO, CALIF.....	69	32	256,442	16	69,050	63	232,912	60	62	948	9,217
Adventist bodies:											
Advent Christian Church.....	1			1	2,000	1	578	1	1	6	18
Seventh-day Adventist Denomination.....	2					2	4,886	2	2	45	191
Assemblies of God, General Council.....	1					1	2,875				
Baptist bodies:											
Baptists—											
Northern Baptist Convention.....	5	3	56,152	1	2,500	5	38,341	5	5	119	1,134
National Baptist Convention.....	2			1	500	2	393	2	2	14	65
Churches of the New Jerusalem:											
General Convention of the New Jerusalem in the United States of America.....	1	1	1,000			1	1,198	1	1	7	31
Congregational Churches.....	6	4	4,595			6	39,111	6	8	146	928
Disciples of Christ.....	3	2	13,700			2	11,800	3	3	65	955
Evangelical Association.....	1	1	2,600	1	3,500	1	766	1	1	12	92
Friends:											
Society of Friends (Orthodox).....	1	1	150			1	1,093	1	1	12	93
Jewish congregations.....	3	1	1,400			3	5,005	1	1	8	47
Latter Day Saints:											
Church of Jesus Christ of Latter Day Saints.....	1	1	200			1	640	1	1	18	100
Lutheran bodies:											
General Synod of the Evangelical Lutheran Church in the United States of America.....	1					1	2,200	1	1	14	112
Evangelical Lutheran Synodical Conference of America.....	2	1	5,030			2	3,123	2	2	11	108

TABLE 66.—STATISTICS OF RELIGIOUS BODIES IN EACH CITY HAVING,

DENOMINATION.	Total number of organizations.	MEMBERS.					PLACES OF WORSHIP.			VALUE OF CHURCH PROPERTY.	
		Number of organizations reporting.	Total number reported.	Sex.		Number of organizations reporting—		Number of church edifices reported.	Number of organizations reporting.	Value reported.	
				Number of organizations reporting.	Male.	Female.	Church edifices.				Halls, etc.
SAN DIEGO, CALIF.—Continued.											
Methodist bodies:											
Methodist Episcopal Church	6	6	1,828	5	190	438	6	6	6	\$205,000	
Methodist Episcopal Church, South	1	1	238	1	110	128	1	1	1	65,000	
Pentecostal Church of the Nazarene	1	1	47				1	1	1	30,000	
Presbyterian bodies:											
Presbyterian Church in the United States of America	5	5	1,654	5	685	969	5	5	5	232,000	
United Presbyterian Church of North America	1	1	162	1	69	93	1	1	1	20,000	
Protestant Episcopal Church	4	4	875	4	279	596	4	4	4	28,150	
Roman Catholic Church	6	6	7,672	6	3,565	4,107	6	6	6	140,500	
Salvation Army	1	1	78	1	41	37					
Spiritualists:											
Spiritualists (National Spiritualists' Association)	3	3	235	3	64	171	2	1	2	27,000	
Theosophical societies:											
Theosophical Society, American Section	2	2	88					2			
Unitarians	1	1	350	1	125	225	1		1	25,000	
United Brethren bodies:											
Church of the United Brethren in Christ	1	1	90	1	41	49	1	1	1	17,720	
All other denominations	7	7	170	7	61	109	2	3	2	9,600	
SAN FRANCISCO, CALIF.	215	205	174,745	175	64,487	62,303	180	23	193	179	9,073,026
Adventist bodies:											
Seventh-day Adventist Denomination	2	2	226	2	58	168	1	1	1	20,000	
Bahais	1	1	300	1	30	270		1			
Baptist bodies:											
Baptists—Northern Baptist Convention	12	12	1,449	7	264	381	12		12	313,500	
Buddhists:											
Japanese temples	1	1	540	1	454	86	1	1	1	18,000	
Catholic Apostolic Church	1	1	182	1	72	110	1	1	1	12,000	
Churches of the New Jerusalem:											
General Convention of the New Jerusalem in the United States of America	2	2	107	2	38	69	2		2	57,500	
Congregational Churches	11	11	1,885	11	916	969	10	10	10	648,500	
Disciples of Christ	3	3	485	2	182	83	3		3	130,500	
Eastern Orthodox Churches:											
Greek Orthodox Church (Hellenic)	1	1	4,000	1	3,250	750	1		2	20,000	
Russian Orthodox Church	1	1	360	1	250	110	1		1	20,000	
German Evangelical Synod of North America	3	3	715	3	270	445	3		3	46,000	
Independent churches	2	2	208	2	136	70	2		2	18,000	
Jewish congregations	15	6	5,085	6	2,450	2,635	6	2	6	921,500	
Latter Day Saints:											
Church of Jesus Christ of Latter Day Saints	1	1	187	1	85	102	1		1		
Reorganized Church of Jesus Christ of Latter Day Saints	1	1	222	1	99	123	1		1	3,000	
Lutheran bodies:											
General Synod of the Evangelical Lutheran Church in the United States of America	6	6	1,570	4	226	314	6		6	286,000	
General Council of the Evangelical Lutheran Church in North America	2	2	362	2	161	201	2		2	42,110	
Evangelical Lutheran Synodical Conference of America	4	4	1,588	2	365	573	3	1	3	147,000	
Norwegian Lutheran Church of America—Synod for the Norwegian Evangelical Lutheran Church of America	2	2	337	2	166	171	2		2	45,500	
United Norwegian Lutheran Church in America	1	1	120	1	60	60	1		1	11,000	
United Danish Evangelical Lutheran Church in America	1	1	122	1	66	56	1		1	25,000	
Methodist bodies:											
Methodist Episcopal Church	21	21	3,889	20	1,800	1,897	21		21	887,626	
Methodist Episcopal Church, South	2	2	294	2	139	155	1	1	1	34,000	
African Methodist Episcopal Church	1	1	198	1	75	123	1		1	10,000	
African Methodist Episcopal Zion Church	1	1	365	1	107	258	1		1	72,000	
Presbyterian bodies:											
Presbyterian Church in the United States of America	23	23	3,377	22	1,282	2,064	21	2	21	755,400	
United Presbyterian Church of North America	3	3	450	3	195	255	3		3	91,000	
Protestant Episcopal Church	20	20	3,599	15	751	1,204	20		20	767,800	
Reformed bodies:											
Reformed Church in the United States	1	1	108	1	71	35	1		1	250,000	
Roman Catholic Church	41	40	139,676	31	49,821	47,845	40	1	39	3,152,465	
Salvation Army	4	4	172	4	113	59					
Scandinavian Evangelical bodies:											
Swedish Evangelical Mission Covenant of America	1	1	280	1	140	140	1		1	38,000	
Spiritualists:											
Spiritualists (National Spiritualists' Association)	2	2	120	2	46	74		2			
Unitarians	1	1	1,200				1		1	110,000	
All other denominations	21	21	971	18	349	448	9	12	10	119,625	
SAN JOSE, CALIF.	50	50	30,310	44	13,249	15,547	41	7	45	41	777,777
Adventist bodies:											
Seventh-day Adventist Denomination	1	1	130	1	41	89	1		1	4,000	
Baptist bodies:											
Baptists—Northern Baptist Convention	4	4	995	4	442	553	4		7	98,700	
National Baptist Convention	1	1	42	1	18	24	1		1	3,500	
Congregational Churches	1	1	357	1	112	245	1		1	20,000	
Disciples of Christ	1	1	725	1	260	465	1		1	45,000	
Friends:											
Society of Friends (Orthodox)	1	1	52	1	20	32	1		1	2,500	
Jewish congregations	1	1	100	1	42	58	1		1	8,000	
Latter Day Saints:											
Reorganized Church of Jesus Christ of Latter Day Saints	1	1	207	1	87	120	1		1	3,500	

GENERAL TABLES.

IN 1910, 25,000 INHABITANTS OR MORE, BY DENOMINATIONS: 1916—Continued.

DENOMINATION.	Total number of organizations.	DEBT ON CHURCH PROPERTY.		PARSONAGES.		EXPENDITURES FOR YEAR.		SUNDAY SCHOOLS CONDUCTED BY CHURCH ORGANIZATIONS.			
		Number of organizations reporting.	Amount of debt reported.	Number of organizations reporting.	Value of parsonages reported.	Number of organizations reporting.	Amount reported.	Number of organizations reporting.	Number of Sunday schools reported.	Number of officers and teachers.	Number of scholars.
SAN DIEGO, CALIF.—Continued.											
Methodist bodies:											
Methodist Episcopal Church.....	6	1	\$1,550	3	\$18,500	6	\$26,644	6	6	162	2,127
Methodist Episcopal Church, South.....	1	1	11,500			1	4,303	1	1	26	225
Pentecostal Church of the Nazarene.....	1	1	3,150			1	3,895	1	1	7	16
Presbyterian bodies:											
Presbyterian Church in the United States of America.....	5	3	75,125	1	2,000	5	30,036	5	5	105	1,319
United Presbyterian Church of North America.....	1	1	1,800			1	3,205	1	1	22	184
Protestant Episcopal Church.....	4	2	6,500	2	13,500	4	12,048	4	4	48	310
Roman Catholic Church.....	6	5	57,350	3	20,500	5	15,202	6	6	28	673
Salvation Army.....	1					1	4,276	1	1	7	30
Spiritualists:											
Spiritualists (National Spiritualists' Association).....	3					2	3,050	1	1	9	70
Theosophical societies:											
Theosophical Society, American Section.....	2										
Unitarians.....	1	1	7,000			1	6,500	1	1	7	58
United Brethren bodies:											
Church of the United Brethren in Christ.....	1	1	4,840	1	1,650	1	4,389	1	1	22	188
All other denominations.....	7	1	2,800	2	4,400	6	7,355	5	5	28	135
SAN FRANCISCO, CALIF.....	215	99	1,223,597	69	761,400	187	1,158,891	185	197	2,479	33,515
Adventist bodies:											
Seventh-day Adventist Denomination.....	2					2	10,130	2	2	33	177
Bahais.....	1										
Baptist bodies:											
Baptists—Northern Baptist Convention.....	12	8	30,555	2	2,500	12	29,556	12	12	136	1,078
Buddhists:											
Japanese temples.....	1	1	6,000			1	3,750	1	1	3	50
Catholic Apostolic Church.....	1					1	4,740				
Churches of the New Jerusalem:											
General Convention of the New Jerusalem in the United States of America.....	2			1	10,000	1	2,000	2	2	6	34
Congregational Churches.....	11	5	13,423	2	4,000	11	41,726	11	11	116	1,027
Disciples of Christ.....	3	2	14,000			3	7,188	3	3	43	382
Eastern Orthodox Churches:											
Greek Orthodox Church (Hellenic).....	1					1	4,986	1	1	1	45
Russian Orthodox Church.....	1	1	10,000	1	10,000	1	1,086	1	1	1	36
German Evangelical Synod of North America.....	3	2	10,150	2	13,000	3	6,298	3	3	20	197
Independent churches.....	2					2	4,500	1	1	5	72
Jewish congregations.....	15	5	114,000			4	123,674	6	7	60	1,160
Latter Day Saints:											
Church of Jesus Christ of Latter Day Saints.....	1					1	450	1	1	14	78
Reorganized Church of Jesus Christ of Latter Day Saints.....	1					1	625	1	1	17	39
Lutheran bodies:											
General Synod of the Evangelical Lutheran Church in the United States of America.....	6	3	12,450	1	8,000	6	18,394	6	6	60	517
General Council of the Evangelical Lutheran Church in North America.....	2	2	6,312	1	8,000	2	5,498	2	2	22	237
Evangelical Lutheran Synodical Conference of America.....	4	2	8,500	2	15,000	4	19,752	4	4	41	459
Norwegian Lutheran Church of America—Synod for the Norwegian Evangelical Lutheran Church of America.....	2	2	6,600			1	5,700	2	2	30	247
United Norwegian Lutheran Church in America.....	1			1	4,000	1	1,502	1	1	8	60
United Danish Evangelical Lutheran Church in America.....	1	1	4,400	1	5,000	1	1,900	1	1	8	53
Methodist bodies:											
Methodist Episcopal Church.....	21	8	76,075	11	76,500	21	89,065	21	22	440	4,291
Methodist Episcopal Church, South.....	2					2	2,560	2	2	16	199
African Methodist Episcopal Church.....	1	1	5,000	1	8,000	1	2,439	1	1	9	43
African Methodist Episcopal Zion Church.....	1	1	5,000			1	6,200	1	1	14	136
Presbyterian bodies:											
Presbyterian Church in the United States of America.....	23	10	31,835	2	13,500	23	89,544	23	24	341	3,670
United Presbyterian Church of North America.....	3	1	1,700	3	12,000	3	9,444	3	3	61	486
Protestant Episcopal Church.....	20	9	20,435	1	7,000	20	83,508	19	19	171	1,841
Reformed bodies:											
Reformed Church in the United States.....	1	1	100,000			1	3,355	1	1	7	100
Roman Catholic Church.....	41	28	728,662	33	545,400	33	538,373	35	43	664	15,715
Salvation Army.....	4					4	7,061	2	2	6	70
Scandinavian Evangelical bodies:											
Swedish Evangelical Mission Covenant of America.....	1	1	1,800			1	3,000	1	1	16	275
Spiritualists:											
Spiritualists (National Spiritualists' Association).....	2					2	1,841				
Unitarians.....	1					1	13,565	1	1	12	87
All other denominations.....	21	5	16,700	4	19,500	15	15,511	14	15	98	654
SAN JOSE, CALIF.....	50	22	112,127	16	46,750	46	167,164	42	49	608	7,284
Adventist bodies:											
Seventh-day Adventist Denomination.....	1	1	1,600			1	3,328	1	1	17	110
Baptist bodies:											
Baptists—Northern Baptist Convention.....	4	2	6,000			4	15,087	4	7	76	763
National Baptist Convention.....	1	1	125			1	960	1	1	8	41
Congregational Churches.....	1	1	4,673			1	5,386	1	1	32	155
Disciples of Christ.....	1	1	9,700			1	9,158	1	1	35	350
Friends:											
Society of Friends (Orthodox).....	1			1	1,500	1	571	1	1	8	45
Jewish congregations.....	1					1	125	1	1	2	20
Latter Day Saints:											
Reorganized Church of Jesus Christ of Latter Day Saints.....	1	1	600			1	200	1	1	12	60

RELIGIOUS BODIES.

TABLE 66.—STATISTICS OF RELIGIOUS BODIES IN EACH CITY HAVING,

DENOMINATION.	Total number of organizations.	MEMBERS.					PLACES OF WORSHIP.			VALUE OF CHURCH PROPERTY.	
		Number of organizations reporting.	Total number reported.	Sex.		Number of organizations reporting—		Number of church edifices reported.	Number of organizations reporting.	Value reported.	
				Number of organizations reporting.	Male.	Female.	Church edifices.				Halls, etc.
SAN JOSE, CALIF.—Continued.											
Lutheran bodies:											
General Synod of the Evangelical Lutheran Church in the United States of America.....	1	1	165	1	75	90	1	1	1	\$25,000	
General Council of the Evangelical Lutheran Church in North America.....	2	2	252	2	113	139	2	2	2	18,000	
Evangelical Lutheran Synodical Conference of America.....	1	1	110	1	40	70	1	1	1	7,000	
Methodist bodies:											
Methodist Episcopal Church.....	8	8	2,037	8	850	1,187	7	1	7	156,800	
Methodist Episcopal Church, South.....	1	1	325	1	1	1	1	1	1	25,000	
Free Methodist Church of North America.....	1	1	54	1	24	30	1	1	1	5,000	
Presbyterian bodies:											
Presbyterian Church in the United States of America.....	2	2	1,371	2	417	956	2	2	2	140,000	
United Presbyterian Church of North America.....	1	1	195	1	75	120	1	1	1	15,000	
Protestant Episcopal Church.....	3	3	766	2	15	51	3	3	3	34,277	
Roman Catholic Church.....	8	8	21,765	7	10,532	11,073	8	8	8	122,500	
Scandinavian Evangelical bodies:											
Swedish Evangelical Mission Covenant of America.....	1	1	65	1	23	42	1	1	1	7,500	
Spiritualists:											
Spiritualists (National Spiritualists' Association).....	3	3	355	1	10	45	2	2	2	1,500	
Unitarians.....	1	1	125	1	25	100	1	1	1	25,000	
All other denominations.....	6	6	117	5	28	58	1	4	1	1,500	
SAVANNAH, GA.....	113	113	34,140	109	13,408	19,994	106	6	111	1,689,400	
Adventist bodies:											
Seventh-day Adventist Denomination.....	2	2	76	2	22	54	2	2	2	7,200	
Baptists—											
Baptists—											
Southern Baptist Convention.....	5	5	3,200	5	1,179	2,021	5	5	5	96,500	
National Baptist Convention.....	47	47	10,608	47	3,734	6,874	45	2	50	306,400	
Primitive Baptists.....	1	1	75	1	37	38	1	1	1	3,000	
Church of God and Saints of Christ.....	1	1	74	1	16	58	1	1	1	20,800	
Congregational Churches.....	2	2	353	2	131	222	2	2	2	25,000	
Disciples of Christ.....	2	2	471	1	104	155	2	2	2	57,500	
Eastern Orthodox Churches:											
Greek Orthodox Church (Hellenic).....	1	1	640	1	530	110	1	1	1	7,000	
Independent churches.....	1	1	150	1	1	1	1	1	1	5,000	
Jewish congregations.....	2	2	275	2	154	121	2	2	2	57,500	
Lutheran bodies:											
United Synod of the Evangelical Lutheran Church in the South.....	2	2	1,487	2	635	852	2	2	2	110,000	
Methodist bodies:											
Methodist Episcopal Church.....	3	3	435	2	32	88	3	3	3	8,500	
Methodist Episcopal Church, South.....	5	5	3,344	5	1,372	1,972	5	5	5	202,800	
African Methodist Episcopal Church.....	15	15	3,080	15	1,138	1,942	13	2	13	103,200	
Colored Methodist Episcopal Church.....	1	1	600	1	193	407	1	1	1	25,000	
Presbyterian bodies:											
Presbyterian Church in the United States of America.....	1	1	173	1	55	118	1	1	1	10,000	
Presbyterian Church in the United States.....	2	2	703	2	273	425	2	2	2	117,000	
Protestant Episcopal Church.....	6	6	2,107	5	829	1,217	6	6	6	221,000	
Roman Catholic Church.....	8	8	6,099	8	2,884	3,215	8	8	8	343,000	
All other denominations.....	6	6	190	6	85	105	4	2	4	20,500	
SCHENECTADY, N. Y.....	59	59	44,985	51	14,605	16,880	54	5	57	2,213,750	
Adventist bodies:											
Advent Christian Church.....	1	1	85	1	32	53	1	1	1	12,000	
Baptists—											
Baptists—Northern Baptist Convention.....	6	6	1,768	3	236	343	6	6	6	180,000	
Congregational Churches.....	2	2	699	2	297	402	2	2	2	47,500	
Eastern Orthodox Churches:											
Greek Orthodox Church (Hellenic).....	1	1	200	1	175	25	1	1	1	7,000	
German Evangelical Synod of North America.....	2	2	225	2	130	95	2	2	2	11,500	
Jewish congregations.....	2	2	435	2	245	190	2	3	2	32,000	
Lutheran bodies:											
General Synod of the Evangelical Lutheran Church in the United States of America.....	1	1	510	1	40	40	1	1	1	50,000	
General Council of the Evangelical Lutheran Church in North America.....	1	1	80	1	40	40	1	1	1	5,000	
Evangelical Lutheran Synodical Conference of America.....	3	3	813	3	340	473	3	3	3	34,000	
Methodist bodies:											
Methodist Episcopal Church.....	8	8	4,284	7	1,533	2,276	8	8	8	222,250	
Presbyterian bodies:											
Presbyterian Church in the United States of America.....	3	3	1,574	3	701	873	3	3	3	203,000	
United Presbyterian Church of North America.....	1	1	380	1	167	213	1	1	1	35,000	
Protestant Episcopal Church.....	3	3	1,425	1	45	54	3	3	3	103,500	
Reformed bodies:											
Reformed Church in America.....	4	4	1,805	4	650	1,155	4	5	4	197,200	
Roman Catholic Church.....	11	11	29,962	10	9,696	10,266	10	11	10	997,200	
Salvation Army.....	1	1	180	1	85	95	1	1	1	16,100	
Temple Society in the United States (Friends of the Temple).....	1	1	162	1	68	94	1	1	1	10,000	
Unitarians.....	1	1	143	1	70	73	1	1	1	18,000	
All other denominations.....	7	7	255	7	95	160	3	4	3	32,500	

GENERAL TABLES.

493

IN 1910, 25,000 INHABITANTS OR MORE, BY DENOMINATIONS: 1916—Continued.

DENOMINATION.	Total number of organizations.	DEBT ON CHURCH PROPERTY.		PARSONAGES.		EXPENDITURES FOR YEAR.		SUNDAY SCHOOLS CONDUCTED BY CHURCH ORGANIZATIONS.			
		Number of organizations reporting.	Amount of debt reported.	Number of organizations reporting.	Value of parsonages reported.	Number of organizations reporting.	Amount reported.	Number of organizations reporting.	Number of Sunday schools reported.	Number of officers and teachers.	Number of scholars.
SAN JOSE, CALIF.—Continued.											
Lutheran bodies:											
General Synod of the Evangelical Lutheran Church in the United States of America.....	1					1	\$2,274	1	1	15	115
General Council of the Evangelical Lutheran Church in North America.....	2	1	\$700	1	\$2,500	2	2,600	2	2	25	187
Evangelical Lutheran Synodical Conference of America.....	1	1	1,800	1	2,000	1	1,700	1	1	3	20
Methodist bodies:											
Methodist Episcopal Church.....	8	2	850	3	8,000	8	31,430	8	8	172	1,518
Methodist Episcopal Church, South.....	1			1	5,000	1	4,062	1	1	17	216
Free Methodist Church of North America.....	1			1	1,250	1	1,033	1	1	7	45
Presbyterian bodies:											
Presbyterian Church in the United States of America.....	2			1	5,000	2	24,117	2	2	55	760
United Presbyterian Church of North America.....	1					1	3,000	1	1	16	100
Protestant Episcopal Church.....	3	1	250	1	2,000	3	9,944	3	3	36	315
Roman Catholic Church.....	8	8	84,412	4	16,000	7	44,068	6	10	44	2,279
Scandinavian Evangelical bodies:											
Swedish Evangelical Mission Covenant of America.....	1	1	1,000			1	1,852	1	1	8	35
Spiritualists:											
Spiritualists (National Spiritualists' Association).....	3					3	1,800				40
Unitarians.....	1					1	2,900	1	1	5	10
All other denominations.....	6	1	397	2	3,500	3	1,789	3	3	15	110
SUMMARY:	113	37	93,485	27	149,800	109	305,183	105	117	1,311	14,631
SAVANNAH, GA.....											
Adventist bodies:											
Seventh-day Adventist Denomination.....	2	1	450			2	1,757	2	2	15	77
Baptist bodies:											
Baptists—											
Southern Baptist Convention.....	5	1	4,500	1	15,000	5	26,137	5	5	136	1,643
National Baptist Convention.....	47	13	24,150	1	15,000	46	40,439	45	48	198	3,020
Primitive Baptists.....	1					1	275				
Church of God and Saints of Christ.....	1					1	156				
Congregational Churches.....	2			1	800	2	2,100	2	3	17	135
Disciples of Christ.....	2	1	6,825	1	5,000	1	5,067	2	2	48	384
Eastern Orthodox Churches:											
Greek Orthodox Church (Hellenic).....	1			1	4,000	1	2,467	1	1	1	35
Independent churches.....	1										
Jewish congregations.....	2	1	3,000			2	18,000	2	2	15	255
Lutheran bodies:											
United Synod of the Evangelical Lutheran Church in the South.....	2			2	15,000	2	22,140	2	3	114	766
Methodist bodies:											
Methodist Episcopal Church.....	3	1	1,600	1	3,000	3	2,564	3	3	28	220
Methodist Episcopal Church, South.....	5	2	8,500	4	32,000	5	51,135	5	6	228	3,035
African Methodist Episcopal Church.....	15	9	2,560	6	15,800	15	11,047	15	15	156	1,244
Colored Methodist Episcopal Church.....	1	1	800	1	5,000	1	2,627	1	1	32	428
Presbyterian bodies:											
Presbyterian Church in the United States of America.....	1					1	632	1	1	6	50
Presbyterian Church in the United States.....	2	1	5,400	1	8,000	2	12,078	2	2	64	533
Protestant Episcopal Church.....	6			1	7,000	6	45,916	6	9	128	1,169
Roman Catholic Church.....	8	4	29,000	6	24,200	8	56,155	6	8	116	1,359
All other denominations.....	6	2	6,700			5	4,491	5	6	29	278
SUMMARY:	59	34	477,047	32	233,750	56	338,710	52	60	1,186	13,735
SCHENECTADY, N. Y.....											
Adventist bodies:											
Advent Christian Church.....	1	1	7,000			1	1,166	1	1	13	149
Baptist bodies:											
Baptists—Northern Baptist Convention.....	6	3	29,100			6	23,554	6	6	154	1,262
Congregational Churches.....	2	2	11,200	2	8,500	2	6,857	2	2	27	454
Eastern Orthodox Churches:											
Greek Orthodox Church (Hellenic).....	1	1	400			1	1,925				
German Evangelical Synod of North America.....	2	2	11,000			2	4,600	2	2	22	193
Jewish congregations.....	2	1	3,500	1	5,000	1	3,102	2	3	9	165
Lutheran bodies:											
General Synod of the Evangelical Lutheran Church in the United States of America.....	1	1	28,000	1	5,000	1	4,500	1	1	35	380
General Council of the Evangelical Lutheran Church in North America.....	1	1	1,800			1	792	1	1	5	25
Evangelical Lutheran Synodical Conference of America.....	3	2	4,150	3	12,150	3	9,203	3	3	38	389
Methodist bodies:											
Methodist Episcopal Church.....	8	4	37,800	6	31,700	8	59,225	8	9	321	4,067
Presbyterian bodies:											
Presbyterian Church in the United States of America.....	3	2	30,000	2	17,000	3	30,567	3	5	124	1,191
United Presbyterian Church of North America.....	1	1	11,000	1	5,000	1	5,200	1	2	45	435
Protestant Episcopal Church.....	3	1	2,500	2	24,000	3	18,664	2	2	26	250
Reformed bodies:											
Reformed Church in America.....	4	3	22,000	4	17,400	4	24,325	4	4	141	1,002
Roman Catholic Church.....	11	6	264,947	9	105,000	10	128,294	9	11	152	3,308
Salvation Army.....	1	1	7,500			1	6,499	1	1	20	135
Temple Society in the United States (Friends of the Temple).....	1					1	1,109	1	1	10	62
Unitarians.....	1					1	3,050	1	1	5	50
All other denominations.....	7	2	5,150	1	3,000	6	6,078	4	5	39	218

RELIGIOUS BODIES.

TABLE 66.—STATISTICS OF RELIGIOUS BODIES IN EACH CITY HAVING,

DENOMINATION.	Total number of organizations.	MEMBERS.					PLACES OF WORSHIP.			VALUE OF CHURCH PROPERTY.	
		Number of organizations reporting.	Total number reported.	Sex.		Number of organizations reporting—		Number of church edifices reported.	Number of organizations reporting.	Value reported	
				Number of organizations reporting.	Male.	Female.	Church edifices.				Halls, etc.
SCRANTON, PA.....	112	112	97,335	104	43,112	47,499	107	3	113	107	\$4,055,862
Assemblies of God, General Council.....	1	1	200	1	75	125	1		1	1	10,000
Baptist bodies:											
Baptists—Northern Baptist Convention.....	13	13	5,997	11	2,214	3,256	13		13	13	418,700
Christian and Missionary Alliance.....	1	1	191	1	72	119	1		1	1	8,000
Congregational Churches.....	5	5	2,231	5	956	1,275	5		5	5	119,000
Disciples of Christ.....	1	1	543	1	250	293	1		1	1	20,000
Eastern Orthodox Churches:											
Russian Orthodox Church.....	1	1	1,098	1	646	452	1		1	1	12,000
German Evangelical Synod of North America.....	3	3	1,021	3	412	609	3		3	3	29,000
Jewish congregations.....	4	4	5,350	2	2,650	1,700	2	2	2	2	50,000
Latter Day Saints:											
Reorganized Church of Jesus Christ of Latter Day Saints.....	1	1	164	1	77	87	1		1	1	5,000
Lithuanian National Catholic Church.....	1	1	1,271	1	592	679	1		1	1	11,000
Lutheran bodies:											
General Synod of the Evangelical Lutheran Church in the United States of America.....	1	1	190	1	86	104	1		1	1	20,000
General Council of the Evangelical Lutheran Church in North America.....	6	6	2,008	6	896	1,112	6		6	6	103,494
Evangelical Lutheran Synodical Conference of America.....	2	2	1,168	2	567	601	2		2	2	11,000
Methodist bodies:											
Methodist Episcopal Church.....	15	15	7,561	13	3,039	4,156	14		14	14	536,930
Primitive Methodist Church in the United States of America.....	1	1	174	1	70	104	1		1	1	10,000
African Methodist Episcopal Church.....	1	1	155	1	50	105	1		1	1	30,000
Polish National Catholic Church of America.....	1	1	3,700				1		2	1	37,900
Presbyterian bodies:											
Presbyterian Church in the United States of America.....	11	11	6,202	11	2,629	3,573	11		13	11	735,500
Welsh Calvinistic Methodist Church.....	3	3	762	3	312	450	3		3	3	47,600
Protestant Episcopal Church.....	4	4	2,137	3	476	530	4		6	4	376,200
Reformed bodies:											
Reformed Church in the United States.....	2	2	163	2	65	98	2		2	2	30,500
Reformed Episcopal Church.....	1	1	200	1	90	110	1		1	1	38,000
Roman Catholic Church.....	27	27	54,443	27	26,725	27,718	27		28	27	1,279,238
All other denominations.....	6	6	406	6	163	243	4	1	4	4	116,800
SEATTLE, WASH.....	209	209	72,986	186	28,537	31,659	181	16	184	179	4,254,429
Adventist bodies:											
Advent Christian Church.....	1	1	104	1	50	54	1		2	1	13,500
Seventh-day Adventist Denomination.....	4	4	486	4	130	356	3	1	3	3	13,600
Bahais.....	1	1	150	1	60	90		1			
Baptist bodies:											
Baptists—											
Northern Baptist Convention.....	23	23	3,810	22	1,412	2,279	23		23	22	430,400
National Baptist Convention.....	1	1	240	1	80	160	1		1	1	12,000
Congregational Churches.....	21	21	4,207	21	1,528	2,681	19	2	19	19	573,307
Disciples of Christ.....	9	9	1,855	7	528	901	8		8	8	119,500
Eastern Orthodox Churches:											
Greek Orthodox Church (Hellenic).....	1	1	1,500	1	1,450	50	1		1	1	5,000
Russian Orthodox Church.....	1	1	230	1	166	64	1		1	1	3,000
Evangelical Association.....	2	2	137	2	49	88	2		2	2	16,975
Evangelistic associations:											
Apostolic Faith Movement.....	1	1	200	1	110	90		1			
German Evangelical Synod of North America.....	2	2	194	2	84	110	2		2	2	7,000
Jewish congregations.....	2	2	2,100	2	950	1,150	2		2	2	139,998
Latter Day Saints:											
Church of Jesus Christ of Latter Day Saints.....	1	1	274	1	129	145	1		1	1	6,350
Reorganized Church of Jesus Christ of Latter Day Saints.....	1	1	327	1	122	205	1		1	1	5,000
Lutheran bodies:											
General Synod of the Evangelical Lutheran Church in the United States of America.....	1	1	80	1	30	50	1		1	1	12,000
General Council of the Evangelical Lutheran Church in North America.....	6	6	966	4	189	259	6		6	6	103,000
Evangelical Lutheran Synodical Conference of America.....	1	1	165	1	65	100	1		1	1	9,000
Norwegian Lutheran Church of America—											
Synod for the Norwegian Evangelical Lutheran Church of America.....	2	2	587	1	148	189	2		2	2	36,099
United Norwegian Lutheran Church in America.....	3	3	417	3	188	229	3		3	3	35,250
Evangelical Lutheran Synod of Iowa and Other States.....	1	1	125	1	60	65	1		1	1	27,000
Methodist bodies:											
Methodist Episcopal Church.....	26	26	5,876	23	1,577	2,302	26		26	26	517,300
Methodist Protestant Church.....	2	2	398	2	131	267	2		2	2	94,500
Free Methodist Church of North America.....	4	4	427	4	103	264	4		4	4	17,000
African Methodist Episcopal Church.....	1	1	200	1	75	125	1		1	1	20,000
Pentecostal Church of the Nazarene.....	2	2	99	2	41	58	1		1	1	5,000
Presbyterian bodies:											
Presbyterian Church in the United States of America.....	20	20	10,428	15	4,663	5,385	18	1	19	18	676,000
United Presbyterian Church of North America.....	3	3	399	3	162	237	3		3	3	63,000
Synod of the Reformed Presbyterian Church of North America.....	1	1	115	1	40	75	1		1	1	40,000
Protestant Episcopal Church.....	13	13	3,825	10	1,321	2,081	12		13	11	189,000
Roman Catholic Church.....	16	16	29,862	11	11,583	9,829	16		16	16	763,800
Salvation Army.....	3	3	276	3	140	136					
Scandinavian Evangelical bodies:											
Swedish Evangelical Mission Covenant of America.....	3	3	540	3	213	327	3		3	3	140,000
Swedish Evangelical Free Church.....	1	1	78	1	29	49	1		1	1	4,000
Spiritualists:											
Spiritualists (National Spiritualists' Association).....	6	6	893	6	330	563	1	1	1	1	7,000
Theosophical societies:											
Theosophical Society, American Section.....	1	1	177					1			
Unitarians.....	2	2	576	2	277	299	2		2	2	51,000
All other denominations.....	20	20	663	20	266	397	11	8	11	11	98,850

GENERAL TABLES.

IN 1910, 25,000 INHABITANTS OR MORE, BY DENOMINATIONS: 1916—Continued.

DENOMINATION.	Total number of organizations.	DEBT ON CHURCH PROPERTY.		PARSONAGES.		EXPENDITURES FOR YEAR.		SUNDAY SCHOOLS CONDUCTED BY CHURCH ORGANIZATIONS.			
		Number of organizations reporting.	Amount of debt reported.	Number of organizations reporting.	Value of parsonages reported.	Number of organizations reporting.	Amount reported.	Number of organizations reporting.	Number of Sunday schools reported.	Number of officers and teachers.	Number of scholars.
SCRANTON, PA.....	112	66	\$507,862	60	\$572,500	101	\$785,100	95	110	2,329	31,825
Assemblies of God, General Council.....	1	1	2,000			1	2,200	1	1	6	60
Baptist bodies:											
Baptists—Northern Baptist Convention.....	13	9	53,835	3	27,000	13	96,258	13	14	341	4,253
Christian and Missionary Alliance.....	1	1	2,175	1	6,000	1	4,210	1	1	18	112
Congregational Churches.....	5	3	2,700	1	5,000	5	17,820	5	7	186	1,909
Disciples of Christ.....	1	1	1,000	1	5,000	1	5,000	1	1	36	300
Eastern Orthodox Churches:											
Russian Orthodox Church.....	1	1	1,048	1	6,000	1	3,792	1	2	2	96
German Evangelical Synod of North America.....	3	2	3,630	2	6,500	3	4,917	3	3	49	384
Jewish congregations.....	4	1	5,000			4	8,700	1	1	6	90
Latter Day Saints:											
Reorganized Church of Jesus Christ of Latter Day Saints.....	1					1	1,358	1	1	24	114
Lithuanian National Catholic Church.....	1	1	10,400	1	6,000	1	4,383				
Lutheran bodies:											
General Synod of the Evangelical Lutheran Church in the United States of America.....	1	1	7,640			1	2,225	1	1	15	145
General Council of the Evangelical Lutheran Church in North America.....	6	3	6,000	5	22,500	6	16,871	6	8	126	1,069
Evangelical Lutheran Synodical Conference of America.....	2	2	3,700	1	4,000	1	2,011	2	2	17	243
Methodist bodies:											
Methodist Episcopal Church.....	15	10	63,000	11	64,000	15	123,091	15	16	531	7,610
Primitive Methodist Church in the United States of America.....	1	1	200	1	5,000	1	2,600	1	1	24	187
African Methodist Episcopal Church.....	1	1	8,710			1	2,398	1	1	15	103
Polish National Catholic Church of America.....	1	1	10,326	1	18,000	1	10,571	1	1	1	127
Presbyterian bodies:											
Presbyterian Church in the United States of America.....	11	5	43,900	6	60,500	11	157,759	11	13	350	5,875
Welsh Calvinistic Methodist Church.....	3	1	2,000			3	10,131	3	3	69	851
Protestant Episcopal Church.....	4	3	21,500	1	10,000	4	49,286	4	7	110	1,149
Reformed bodies:											
Reformed Church in the United States.....	2	2	14,400	1	4,000	2	3,852	2	2	28	251
Reformed Episcopal Church.....	1	1	7,500			1	3,000	1	1	26	170
Roman Catholic Church.....	27	14	207,198	22	313,000	17	241,916	14	17	292	6,353
All other denominations.....	6	1	30,000	1	10,000	6	10,751	6	6	57	374
SEATTLE, WASH.....	209	107	894,337	62	290,750	196	763,445	190	218	3,320	32,967
Adventist bodies:											
Advent Christian Church.....	1					1	1,523	1	1	12	69
Seventh-day Adventist Denomination.....	4	1	500			4	17,614	4	4	62	329
Bahais.....	1					1	36				
Baptist bodies:											
Baptists—											
Northern Baptist Convention.....	23	14	65,192	1	2,000	23	72,364	23	26	358	2,995
National Baptist Convention.....	1					1	1,999	1	1	20	115
Congregational Churches.....	21	7	53,900	7	18,000	20	83,110	20	23	483	4,135
Disciples of Christ.....	9	5	18,600	1	5,000	8	29,004	9	9	222	1,548
Eastern Orthodox Churches:											
Greek Orthodox Church (Hellenic).....	1	1	500			1	5,820				
Russian Orthodox Church.....	1			1	2,000	1	645				
Evangelical Association.....	2	1	2,000	2	6,750	2	3,206	2	2	26	236
Evangelistic associations:											
Apostolic Faith Movement.....	1			1	2,400	1	1,800	1	1	5	43
German Evangelical Synod of North America.....	2	2	1,423			2	1,145	2	2	14	124
Jewish congregations.....	2	1	20,000			2	18,879	1	1	14	225
Latter Day Saints:											
Church of Jesus Christ of Latter Day Saints.....	1					1	390	1	1	18	59
Reorganized Church of Jesus Christ of Latter Day Saints.....	1					1	1,075	1	3	20	100
Lutheran bodies:											
General Synod of the Evangelical Lutheran Church in the United States of America.....	1	1	5,000			1	1,900	1	1	15	165
General Council of the Evangelical Lutheran Church in North America.....	6	6	18,062	1	3,500	4	13,766	6	6	88	708
Evangelical Lutheran Synodical Conference of America.....	1	1	2,300	1	3,500	1	3,069	1	2	9	67
Norwegian Lutheran Church of America—											
Synod for the Norwegian Evangelical Lutheran Church of America.....	2	2	7,080	2	7,000	2	5,504	2	2	37	345
United Norwegian Lutheran Church in America.....	3	3	12,200	1	3,750	3	5,350	3	4	39	321
Evangelical Lutheran Synod of Iowa and Other States.....	1					1	1,800	1	1	6	60
Methodist bodies:											
Methodist Episcopal Church.....	26	20	100,650	17	37,100	26	85,174	26	26	581	6,744
Methodist Protestant Church.....	2			1	10,000	2	6,040	2	2	45	580
Free Methodist Church of North America.....	4	1	250	4	8,500	4	7,097	4	4	55	588
African Methodist Episcopal Church.....	1	1	5,000			1	3,796	1	1	11	117
Pentecostal Church of the Nazarene.....	2					2	2,434	2	2	21	181
Presbyterian bodies:											
Presbyterian Church in the United States of America.....	20	11	38,350	2	7,500	19	109,197	20	34	635	6,564
United Presbyterian Church of North America.....	3			1	5,000	3	9,006	3	3	52	448
Synod of the Reformed Presbyterian Church of North America.....	1					1	3,550	1	1	20	200
Protestant Episcopal Church.....	13	4	10,775	4	19,500	13	45,235	13	15	158	1,643
Roman Catholic Church.....	16	14	475,528	12	128,250	15	170,058	15	15	104	2,932
Salvation Army.....	3					3	7,855	3	3	20	98
Scandinavian Evangelical bodies:											
Swedish Evangelical Mission Covenant of America.....	3	2	32,800			3	10,995	3	4	52	412
Swedish Evangelical Free Church.....	1					1	1,225	1	1	9	67
Spiritualists:											
Spiritualists (National Spiritualists' Association).....	6					5	2,374	2	2	11	90
Theosophical societies:											
Theosophical Society, American Section.....	1										
Unitarians.....	2	2	4,000	1	6,000	2	7,516	2	2	25	222
All other denominations.....	20	6	18,427	2	15,000	15	23,894	12	13	73	437

RELIGIOUS BODIES.

TABLE 66.—STATISTICS OF RELIGIOUS BODIES IN EACH CITY HAVING,

DENOMINATION.	Total number of organizations.	MEMBERS.					PLACES OF WORSHIP.			VALUE OF CHURCH PROPERTY.	
		Number of organizations reporting.	Total number reported.	Sex.		Number of organizations reporting—		Number of church edifices reported.	Number of organizations reporting.	Value reported.	
				Male.	Female.	Church edifices.	Halls, etc.				
SHEBOYGAN, WIS.	31	31	17,110	30	7,652	7,791	30	31	30	\$583,000	
Adventist bodies:											
Seventh-day Adventist Denomination.....	1	1	48	1	15	33					
Baptist bodies:											
Baptists—Northern Baptist Convention.....	2	2	190	2	79	111	2	3	2	13,000	
Congregational Churches.....	2	2	599	2	248	351	2	2	2	33,000	
Eastern Orthodox Churches:											
Greek Orthodox Church (Hellenic).....	1	1	200	1	165	35	1	1	1	6,000	
Evangelical Association.....	1	1	70	1	30	40	1	1	1	8,000	
German Evangelical Synod of North America.....	1	1	798	1	288	510	1	1	1	9,500	
Jewish congregations:											
Lutheran bodies:											
Evangelical Lutheran Synodical Conference of America.....	6	6	5,140	5	1,625	1,848	6	6	6	130,000	
Evangelical Lutheran Synod of Iowa and Other States.....	1	1	298	1	123	175	1	1	1	5,000	
Methodist bodies:											
Methodist Episcopal Church.....	3	3	345	3	137	208	3	3	3	28,000	
Presbyterian bodies:											
Presbyterian Church in the United States of America.....	1	1	90	1	32	58	1	1	1	25,000	
Protestant Episcopal Church.....	1	1	233	1	84	149	1	1	1	18,000	
Reformed bodies:											
Reformed Church in America.....	1	1	179	1	77	102	1	1	1	4,500	
Reformed Church in the United States.....	2	2	664	2	304	360	2	2	2	24,000	
Christian Reformed Church.....	1	1	396	1	190	206	1	1	1	7,000	
Roman Catholic Church.....	5	5	7,751	5	4,175	3,576	5	5	5	282,000	
SHENANDOAH BOROUGH, PA.	21	20	22,764	18	10,884	10,706	19	1	19	655,600	
Baptist bodies:											
Baptists—Northern Baptist Convention.....	2	2	226	2	89	137	2	2	2	17,000	
Congregational Churches.....	1	1	88	1	31	57	1	1	1	3,000	
Eastern Orthodox Churches:											
Russian Orthodox Church.....	1	1	200	1	107	93		1	1	600	
Jewish congregations:											
Lutheran bodies:											
General Council of the Evangelical Lutheran Church in North America.....	1	1	350	1	172	178	1	1	1	23,000	
Methodist bodies:											
Methodist Episcopal Church.....	1	1	473	1	172	301	1	2	1	45,000	
Primitive Methodist Church in the United States of America.....	1	1	180	1	80	100	1	1	1	35,000	
Presbyterian bodies:											
Presbyterian Church in the United States of America.....	1	1	104	1	48	56	1	1	1	52,500	
Protestant Episcopal Church.....	1	1	131	1	62	69	1	1	1	22,500	
Reformed bodies:											
Reformed Church in the United States.....	1	1	408	1	187	221	1	1	1	16,000	
Roman Catholic Church.....	9	9	20,420	7	9,873	9,373	9	9	8	427,000	
United Evangelical Church.....	1	1	184	1	63	121	1	1	1	14,000	
SHREVEPORT, LA.	62	62	17,477	56	5,721	9,112	57	2	59	1,014,300	
Adventist bodies:											
Seventh-day Adventist Denomination.....	2	2	70	2	15	55	1	1	1	2,500	
Baptist bodies:											
Baptists—											
Southern Baptist Convention.....	6	6	2,243	5	766	1,362	6	6	6	129,750	
National Baptist Convention.....	21	21	5,183	21	1,826	3,357	21	21	21	149,800	
Churches of Christ.....	1	1	42	1	16	26	1	1	1	1,000	
Disciples of Christ.....	1	1	1,140	1	502	638	1	2	1	52,000	
Jewish congregations:											
Lutheran bodies:											
Evangelical Lutheran Synod of Iowa and Other States.....	1	1	85	1	41	44	1	1	1	4,500	
Methodist bodies:											
Methodist Episcopal Church.....	3	3	588	2	80	221	3	3	3	14,500	
Methodist Episcopal Church, South.....	5	5	1,783	5	760	1,023	4	4	4	338,000	
African Methodist Episcopal Church.....	5	5	369	5	103	266	5	5	5	17,000	
Colored Methodist Episcopal Church.....	4	4	837	4	328	509	4	4	4	45,100	
Pentecostal Church of the Nazarene.....	1	1	60				1	1	1	3,000	
Presbyterian bodies:											
Presbyterian Church in the United States.....	2	2	840	2	329	511	2	2	2	65,000	
Protestant Episcopal Church.....	1	1	678				1	1	1	50,000	
Roman Catholic Church.....	3	3	2,711	2	584	677	3	3	2	40,000	
All other denominations.....	4	4	24	3	9	11	1	1	1	150	
SIOUX CITY, IOWA.	59	58	21,552	54	9,518	11,349	53	4	54	1,271,075	
Adventist bodies:											
Seventh-day Adventist Denomination.....	1	1	88	1	19	69		1			
Baptist bodies:											
Baptists—Northern Baptist Convention.....	3	3	731	3	257	474	3	3	3	108,000	
Congregational Churches.....	3	3	644	3	211	433	2	1	2	17,000	
Disciples of Christ.....	1	1	287	1	101	186	1	1	1	12,000	
Independent churches.....	1	1	400	1	200	200		1			
Jewish congregations:											
Latter Day Saints:											
Reorganized Church of Jesus Christ of Latter Day Saints.....	1	1	256	1	108	148	1	1	1	3,500	
Lutheran bodies:											
General Synod of the Evangelical Lutheran Church in the United States of America.....	1	1	325	1	113	212	1	1	1	12,000	
General Council of the Evangelical Lutheran Church in North America.....	2	2	780	2	351	429	2	2	2	49,500	
Evangelical Lutheran Synodical Conference of America.....	1	1	322	1	140	182	1	1	1	8,000	
Norwegian Lutheran Church of America.....	1	1	242	1	105	137	1	1	1	10,000	
Hauge's Norwegian Evangelical Lutheran Synod.....	2	2	723	2	324	399	2	2	2	42,475	
United Norwegian Lutheran Church in America.....	1	1	150	1	82	68	1	1	1	2,000	

GENERAL TABLES.

IN 1910, 25,000 INHABITANTS OR MORE, BY DENOMINATIONS: 1910—Continued.

DENOMINATION.	Total number of organizations.	DEBT ON CHURCH PROPERTY.		PARSONAGES.		EXPENDITURES FOR YEAR.		SUNDAY SCHOOLS CONDUCTED BY CHURCH ORGANIZATIONS.			
		Number of organizations reporting.	Amount of debt reported.	Number of organizations reporting.	Value of parsonages reported.	Number of organizations reporting.	Amount reported.	Number of organizations reporting.	Number of Sunday schools reported.	Number of officers and teachers.	Number of scholars.
SHEBOYGAN, WIS.	31	21	\$155,387	26	\$95,060	30	\$102,433	24	25	353	4,245
Adventist bodies:											
Seventh-day Adventist Denomination.....	1										
Baptist bodies:											
Baptists—Northern Baptist Convention.....	2			1	2,000	2	1,756	2	3	31	215
Congregational Churches.....	2	2	6,500	2	5,560	2	8,164	2	2	62	384
Eastern Orthodox Churches:											
Greek Orthodox Church (Hellenic).....	1			1	1,200	1	2,945				
Evangelical Association.....	1			1	2,500	1	1,127	1	1	14	60
German Evangelical Synod of North America.....	1	1	1,700	1	3,500	1	1,365	1	1	22	210
Jewish congregations.....	2	2	5,000			2	1,700	2	2	9	210
Lutheran bodies:											
Evangelical Lutheran Synodical Conference of America.....	6	6	56,900	6	26,500	6	28,780	3	3	55	632
Evangelical Lutheran Synod of Iowa and Other States.....	1			1	2,800	1	1,567	1	1	13	150
Methodist bodies:											
Methodist Episcopal Church.....	3			3	6,000	3	6,238	3	3	44	405
Presbyterian bodies:											
Presbyterian Church in the United States of America.....	1	1	3,000	1	3,000	1	1,785	1	1	15	117
Protestant Episcopal Church.....	1			1	4,000	1	3,423	1	1	10	75
Reformed bodies:											
Reformed Church in America.....	1	1	100	1	2,500	1	2,328	1	1	11	136
Reformed Church in the United States.....	2	2	7,500	2	11,000	2	4,302	2	2	40	335
Christian Reformed Church.....	1	1	2,500	1	5,000	1	5,300				
Roman Catholic Church.....	5	5	72,187	4	19,500	5	31,653	4	4	27	1,316
SHENANDOAH BOROUGH, PA.	21	11	214,505	15	138,500	19	133,534	17	24	316	4,701
Baptist bodies:											
Baptists—Northern Baptist Convention.....	2					2	2,111	2	2	39	289
Congregational Churches.....	1	1	625	1	3,500	1	1,024	1	1	13	123
Eastern Orthodox Churches:											
Russian Orthodox Church.....	1					1	994	1	1	1	38
Jewish congregations.....	1							1	2	10	110
Lutheran bodies:											
General Council of the Evangelical Lutheran Church in North America.....	1			1	7,000	1	2,474	1	1	16	235
Methodist bodies:											
Methodist Episcopal Church.....	1			1	12,000	1	8,230	1	3	56	736
Primitive Methodist Church in the United States of America.....	1			1	10,000	1	2,660	1	1	25	265
Presbyterian bodies:											
Presbyterian Church in the United States of America.....	1			1	7,500	1	1,720	1	1	12	91
Protestant Episcopal Church.....	1	1	2,000	1	2,500	1	3,409	1	1	8	59
Reformed bodies:											
Reformed Church in the United States.....	1			1	11,000	1	6,500	1	1	31	290
Roman Catholic Church.....	9	8	203,880	7	78,000	8	100,735	5	9	81	1,983
United Evangelical Church.....	1	1	8,000	1	7,000	1	3,677	1	1	24	480
SHREVEPORT, LA.	62	32	115,584	15	67,250	58	207,871	57	57	767	9,361
Adventist bodies:											
Seventh-day Adventist Denomination.....	2					2	1,829	2	2	14	74
Baptist bodies:											
Baptists—											
Southern Baptist Convention.....	6	3	16,000	2	11,000	6	11,540	5	5	133	1,365
National Baptist Convention.....	21	11	33,700			21	21,406	21	21	175	1,787
Churches of Christ.....	1	1	750			1	850	1	1	5	34
Disciples of Christ.....	1	1	15,000			1	6,000	1	1	72	940
Jewish congregations.....	2	2	33,000			2	14,042	2	2	11	136
Lutheran bodies:											
Evangelical Lutheran Synod of Iowa and Other States.....	1					1	1,360	1	1	7	50
Methodist bodies:											
Methodist Episcopal Church.....	3	2	1,044	3	5,050	3	2,962	3	3	25	378
Methodist Episcopal Church, South.....	5	2	900	2	13,000	5	101,689	5	5	115	2,308
African Methodist Episcopal Church.....	5	4	1,440	2	1,700	5	2,616	5	5	29	284
Colored Methodist Episcopal Church.....	4	4	4,750	2	3,500	4	7,228	4	4	42	429
Pentecostal Church of the Nazarene.....	1							1	1	16	90
Presbyterian bodies:											
Presbyterian Church in the United States.....	2			1	15,000	2	13,841	2	2	63	650
Protestant Episcopal Church.....	1			1	12,000	1	15,782	1	1	34	356
Roman Catholic Church.....	3	2	9,000	2	6,000	2	5,144	2	2	22	451
All other denominations.....	4					2	1,582	1	1	4	29
SIOUX CITY, IOWA	59	29	215,021	32	216,450	56	502,264	52	56	875	9,670
Adventist bodies:											
Seventh-day Adventist Denomination.....	1					1	3,564	1	1	18	112
Baptist bodies:											
Baptists—Northern Baptist Convention.....	3	2	1,100	1	3,000	3	12,020	2	3	19	208
Congregational Churches.....	3	2	1,000	1	3,000	3	192,432	3	3	53	485
Disciples of Christ.....	1					1	4,200	1	2	14	200
Independent churches.....	1					1	5,000	1	1	10	100
Jewish congregations.....	3					2	7,530	2	2	18	220
Latter Day Saints:											
Reorganized Church of Jesus Christ of Latter Day Saints.....	1					1	794	1	1	15	81
Lutheran bodies:											
General Synod of the Evangelical Lutheran Church in the United States of America.....	1			1	5,000	1	8,800	1	1	18	150
General Council of the Evangelical Lutheran Church in North America.....	2			2	12,250	2	14,025	2	3	52	453
Evangelical Lutheran Synodical Conference of America.....	1	1	1,600	1	5,500	1	6,900				
Norwegian Lutheran Church of America—											
Hauge's Norwegian Evangelical Lutheran Synod.....	1			1	6,000	1	3,369	1	1	14	175
United Norwegian Lutheran Church in America.....	2	2	1,500	1	6,500	2	6,525	2	2	52	269
United Danish Evangelical Lutheran Church in America.....	1			1	2,000	1	1,200	1	1	10	90

TABLE 66.—STATISTICS OF RELIGIOUS BODIES IN EACH CITY HAVING—

DENOMINATION.	Total number of organizations.	MEMBERS.					PLACES OF WORSHIP.			VALUE OF CHURCH PROPERTY.	
		Number of organizations reporting.	Total number reported.	Sex.		Number of organizations reporting—		Number of church edifices reported.	Number of organizations reporting.	Value reported.	
				Number of organizations reporting.	Male.	Female.	Church edifices.				Halls, etc.
SIoux CITY, IOWA—Continued.											
Methodist bodies:											
Methodist Episcopal Church	12	12	2,660	9	825	1,161	12	12	12	\$285,000	
African Methodist Episcopal Church	1	1	63	1	23	40	1	1	1	3,500	
Pentecostal Church of the Nazarene	1	1	66	1	24	42	1	1	1	4,000	
Presbyterian bodies:											
Presbyterian Church in the United States of America	6	6	2,094	6	838	1,256	6	7	6	174,500	
Reformed bodies:											
Reformed Church in the United States	1	1	90	1	33	57	1	1	1	15,000	
Protestant Episcopal Church	2	2	673	2	304	369	2	2	2	80,100	
Roman Catholic Church	10	10	10,114	10	5,115	4,999	10	10	10	393,500	
Salvation Army	1	1	58	1	34	24					
Scandinavian Evangelical bodies:											
Swedish Evangelical Mission Covenant of America	1	1	300	1	97	203	1	1	1	10,000	
Unitarians	1	1	200	1	85	115	1	1	1	24,000	
All other denominations	2	2	41	1	14	16	1	1	1	5,000	
SOMERVILLE, MASS.	42	42	40,323	38	17,120	22,143	36	5	36	1,254,420	
Adventist bodies:											
Advent Christian Church	1	1	103	1	35	68	1	1	1	6,500	
Baptist bodies:											
Baptists—Northern Baptist Convention	7	7	3,406	7	1,190	2,216	7	7	7	221,000	
Free Baptists	1	1	90	1	21	69	1	1	1	25,000	
Congregational Churches	6	6	2,087	6	673	1,414	6	6	6	265,000	
Evangelical Association	1	1	118	1	40	78	1	1	1	17,500	
Jewish congregations	2	2	600					2			
Latter Day Saints:											
Reorganized Church of Jesus Christ of Latter Day Saints	1	1	212	1	80	132	1	1	1	12,000	
Methodist bodies:											
Methodist Episcopal Church	3	3	2,055	3	713	1,342	3	3	3	104,600	
Presbyterian bodies:											
Presbyterian Church in the United States of America	2	2	319	2	147	172	3	3	3	12,500	
Protestant Episcopal Church	3	3	740	1	118	162	3	3	3	41,744	
Roman Catholic Church	6	6	29,719	6	13,801	15,918	6	6	6	365,500	
Unitarians	2	2	219	2	89	130	2	2	2	97,000	
Universalists	3	3	417	3	105	312	3	3	3	84,076	
All other denominations	4	4	238	4	108	130	1	3	1	12,000	
SOUTH BEND, IND.	58	57	30,521	51	9,637	12,036	53	4	56	1,453,936	
Baptist bodies:											
Baptists—Northern Baptist Convention	2	2	676	2	251	425	2	2	2	73,500	
National Baptist Convention	1	1	100	1	40	60	1	1	1	1,500	
Brethren, German Baptist (Dunkers):											
Church of the Brethren (Conservative Dunkers)	2	2	282	2	111	171	2	2	2	14,000	
The Brethren Church (Progressive Dunkers)	2	2	175	2	75	100	2	2	2	9,000	
Disciples of Christ	3	3	1,190	3	443	747	3	3	3	84,000	
Evangelical Association	3	3	628	3	204	324	3	3	3	45,000	
German Evangelical Synod of North America	2	2	1,352	1	280	322	2	2	2	33,000	
Jewish congregations	3	2	300	2	185	115	2	3	2	14,500	
Lutheran bodies:											
General Council of the Evangelical Lutheran Church in North America	2	2	591	2	272	319	2	2	2	30,000	
Evangelical Lutheran Synodical Conference of America	2	2	593	2	258	335	2	2	1	15,000	
Methodist bodies:											
Methodist Episcopal Church	7	7	3,864	6	965	1,839	7	8	7	347,500	
Wesleyan Methodist Connection of America	1	1	53	1	28	25	1	1	1	3,000	
African Methodist Episcopal Church	1	1	91	1	31	60	1	1	1	9,000	
New Apostolic Church	1	1	100	1	55	45		1	1	100	
Polish National Catholic Church of America	2	2	966	2	501	465	2	3	2	42,836	
Presbyterian bodies:											
Presbyterian Church in the United States of America	5	5	2,087	4	776	1,136	5	5	5	186,300	
Protestant Episcopal Church	2	2	611	2	275	336	2	2	2	37,300	
Roman Catholic Church	9	9	16,334	6	4,621	4,850	9	9	9	476,300	
Scandinavian Evangelical bodies:											
Swedish Evangelical Mission Covenant of America	1	1	90	1	50	40	1	1	1	3,500	
United Brethren bodies:											
Church of the United Brethren in Christ	1	1	393	1	164	229	1	1	1	20,000	
All other denominations	6	6	145	6	52	93	3	3	3	8,600	
SPOKANE, WASH.	129	129	30,682	117	11,490	15,807	110	13	114	1,902,746	
Adventist bodies:											
Seventh-day Adventist Denomination	2	2	259	2	104	155	2	3	2	9,000	
Baptist bodies:											
Baptists—Northern Baptist Convention	8	8	1,795	6	513	1,040	8	9	8	159,800	
Brethren, German Baptist (Dunkers):											
The Brethren Church (Progressive Dunkers)	1	1	88	1	22	66	1	1	1	4,000	
Churches of Christ	1	1	80	1	40	40	1	1	1	2,500	
Congregational Churches	9	9	2,113	9	823	1,290	9	10	9	137,400	
Disciples of Christ	7	7	1,857	5	666	1,016	6	6	5	69,000	
Evangelical Association	3	3	193	3	101	92	3	3	3	22,900	
German Evangelical Synod of North America	1	1	106	1	46	60	1	1	1	7,000	
Independent churches	3	3	245	3	80	165	1	1	1	15,000	
Jewish congregations	2	2	225	2	120	105	2	2	2	36,000	
Latter Day Saints:											
Church of Jesus Christ of Latter Day Saints	1	1	127	1	56	71	1	1	1		
Reorganized Church of Jesus Christ of Latter Day Saints	1	1	311	1	160	151	1	1	1	4,000	

GENERAL TABLES.

IN 1910, 25,000 INHABITANTS OR MORE, BY DENOMINATIONS: 1916—Continued.

DENOMINATION.	Total number of organizations.	DEBT ON CHURCH PROPERTY.		PARSONAGES.		EXPENDITURES FOR YEAR.		SUNDAY SCHOOLS CONDUCTED BY CHURCH ORGANIZATIONS.			
		Number of organizations reporting.	Amount of debt reported.	Number of organizations reporting.	Value of parsonages reported.	Number of organizations reporting.	Amount reported.	Number of organizations reporting.	Number of Sunday schools reported.	Number of officers and teachers.	Number of scholars.
SIoux CITY, IOWA—Continued.											
Methodist bodies:											
Methodist Episcopal Church	12	6	\$55,680	6	\$26,200	12	\$105,361	12	12	269	2,931
African Methodist Episcopal Church	1	1	1,500	1	1,500	1	910	1	1	3	25
Pentecostal Church of the Nazarene	1			1	3,000	1	2,400	1	1	12	60
Presbyterian bodies:											
Presbyterian Church in the United States of America	6	3	7,400	6	34,000	6	41,607	6	7	174	2,145
Reformed bodies:											
Reformed Church in the United States	1	1	7,000			1	2,179	1	1	17	101
Protestant Episcopal Church	2	1	1,000	2	12,000	2	11,065	2	2	22	182
Roman Catholic Church	10	9	136,241	5	87,000	9	61,859	7	7	34	1,187
Salvation Army	1					1	3,467	1	1	9	80
Scandinavian Evangelical bodies:											
Swedish Evangelical Mission Covenant of America	1			1	3,500	1	3,041	1	1	26	274
Unitarians	1			1	6,000	1	3,600	1	1	12	92
All other denominations	2	1	1,000			1	416	1	1	4	60
SOMERVILLE, MASS.	42	16	87,480	14	124,000	41	288,530	40	40	1,361	14,655
Adventist bodies:											
Advent Christian Church	1					1	2,001	1	1	16	80
Baptist bodies:											
Baptists—Northern Baptist Convention	7	2	6,300			7	47,587	7	7	301	3,767
Free Baptists	1	1	4,500			1	1,695	1	1	18	125
Congregational Churches	6	4	22,926	2	16,000	6	32,084	6	6	179	1,875
Evangelical Association	1	1	11,826			1	3,755	1	1	20	150
Jewish congregations	2					2	1,350				
Latter Day Saints:											
Reorganized Church of Jesus Christ of Latter Day Saints	1	1	1,200			1	1,000	1	1	14	145
Methodist bodies:											
Methodist Episcopal Church	3			3	18,000	3	27,120	3	3	196	2,127
Presbyterian bodies:											
Presbyterian Church in the United States of America	2					2	4,729	2	2	39	278
Protestant Episcopal Church	3	2	4,060	1	4,000	3	8,432	3	3	43	250
Roman Catholic Church	6	2	21,000	6	53,000	6	134,498	6	6	409	5,240
Unitarians	2	1	4,050	1	30,000	1	2,600	2	2	17	131
Universalists	3	1	3,378			3	14,792	3	3	70	269
All other denominations	4	1	8,300	1	3,000	4	6,917	4	4	39	218
SOUTH BEND, IND.	58	28	266,876	24	140,239	54	256,236	54	57	905	12,152
Baptist bodies:											
Baptists—											
Northern Baptist Convention	2	2	3,100	1	8,000	2	9,699	2	2	44	452
National Baptist Convention	1	1	1,200			1	1,000	1	1	5	45
Brethren, German Baptist (Dunkers):											
Church of the Brethren (Conservative Dunkers)	2					2	1,960	2	2	28	350
The Brethren Church (Progressive Dunkers)	2	1	100			2	1,250	2	2	21	200
Disciples of Christ	3	2	39,000			3	11,158	3	3	63	710
Evangelical Association	3	1	665	2	7,000	3	6,482	3	3	58	681
German Evangelical Synod of North America	2			2	11,000	2	4,324	2	2	42	360
Jewish congregations	3					2	2,932	2	4	21	158
Lutheran bodies:											
General Council of the Evangelical Lutheran Church in North America	2			1	5,000	2	8,814	2	2	32	271
Evangelical Lutheran Synodical Conference of America	2			1	4,500	2	4,843	1	2	4	145
Methodist bodies:											
Methodist Episcopal Church	7	3	28,000	6	48,500	7	89,112	7	7	269	3,112
Wesleyan Methodist Connection of America	1	1	900			1	2,655	1	1	9	74
African Methodist Episcopal Church	1					1	1,601	1	1	9	49
New Apostolic Church	1					1	220	1	1	2	25
Polish National Catholic Church of America	2	2	18,000	1	2,164	2	4,783	1	1	1	69
Presbyterian bodies:											
Presbyterian Church in the United States of America	5	3	11,100	2	25,000	5	24,094	5	5	126	1,386
Protestant Episcopal Church	2	2	6,329			2	8,802	2	2	14	141
Roman Catholic Church	9	7	153,075	6	22,875	6	63,453	9	9	66	3,195
Scandinavian Evangelical bodies:											
Swedish Evangelical Mission Covenant of America	1					1	1,088	1	1	14	62
United Brethren bodies:											
Church of the United Brethren in Christ	1	1	4,000	1	5,000	1	4,400	1	1	35	430
All other denominations	6	2	1,407	1	1,200	6	3,566	5	5	42	237
SPOKANE, WASH.	129	63	494,274	44	160,900	120	376,614	115	123	1,765	16,228
Adventist bodies:											
Seventh-day Adventist Denomination	2	1	350			2	9,019	2	2	36	143
Baptist bodies:											
Baptists—Northern Baptist Convention	8	5	26,973	1	600	7	22,749	7	9	157	1,093
Brethren, German Baptist (Dunkers):											
The Brethren Church (Progressive Dunkers)	1					1	2,374	1	1	14	104
Churches of Christ	1					1	600	1	1	4	80
Congregational Churches	9	6	22,640	4	16,000	9	26,642	9	12	189	1,758
Disciples of Christ	7	1	4,000			5	13,060	7	7	155	1,449
Evangelical Association	3	3	4,350	2	10,000	3	3,152	3	3	36	225
German Evangelical Synod of North America	1	1	50	1	5,000	1	750	1	1	7	31
Independent churches	2					2	2,100	2	2	15	250
Jewish congregations	3	1	3,000			2	4,984	2	2	7	95
Latter Day Saints:											
Church of Jesus Christ of Latter Day Saints	1					1	255	1	1	14	45
Reorganized Church of Jesus Christ of Latter Day Saints	1			1	500	1	1,034	1	1	12	70

RELIGIOUS BODIES.

TABLE 66.—STATISTICS OF RELIGIOUS BODIES IN EACH CITY HAVING,

DENOMINATION.	Total number of organizations.	MEMBERS.					PLACES OF WORSHIP.			VALUE OF CHURCH PROPERTY.	
		Number of organizations reporting.	Total number reported.	Sex.		Number of organizations reporting—		Number of church edifices reported.	Number of organizations reporting.	Value reported.	
				Number of organizations reporting.	Male.	Female.	Church edifices.				Halls, etc.
SPOKANE, WASH.—Continued.											
Lutheran bodies:											
General Council of the Evangelical Lutheran Church in North America.....	3	3	514	3	236	278	3	3	3	\$48,100	
Evangelical Lutheran Synodical Conference of America.....	1	1	236	1	97	139	1	1	1	10,000	
Norwegian Lutheran Church of America—Synod for the Norwegian Evangelical Lutheran Church of America.....	1	1	90	1	41	49	1	1	1	6,000	
United Norwegian Lutheran Church in America.....	3	3	342	3	172	170	3	3	3	10,500	
Evangelical Lutheran Joint Synod of Ohio and Other States.....	3	3	520	3	212	308	3	3	3	48,500	
Lutheran Free Church (Norwegian).....	2	2	77	2	41	36	1	1	1	1,500	
Methodist bodies:											
Methodist Episcopal Church.....	16	16	3,467	13	1,124	1,542	15	1	15	328,400	
Methodist Episcopal Church, South.....	2	2	245	2	85	160	2	2	2	14,500	
African Methodist Episcopal Church.....	1	1	150	1	60	90	1	1	1	7,500	
Pentecostal Church of the Nazarene.....	2	2	175	2	77	98	2	2	2	8,000	
Presbyterian bodies:											
Presbyterian Church in the United States of America.....	11	11	2,947	11	1,161	1,786	10	1	10	214,600	
Welsh Calvinistic Methodist Church.....	1	1	107	1	48	59	1	1	1	15,000	
United Presbyterian Church of North America.....	4	4	458	4	136	322	4	4	4	58,200	
Protestant Episcopal Church.....	8	8	1,564	7	575	964	7	7	7	164,800	
Roman Catholic Church.....	10	10	9,955	9	4,377	5,078	10	10	10	393,446	
Salvation Army.....	2	2	173	2	96	77	2	2	2	60,000	
Unitarians.....	1	1	1,500	1			1	1	1	60,000	
United Brethren bodies:											
Church of the United Brethren in Christ.....	3	3	221	3	70	151	3	3	3	8,900	
All other denominations.....	16	16	542	15	199	308	6	10	6	40,200	
SPRINGFIELD, ILL.....	59	57	24,925	46	6,104	8,965	49	4	50	1,324,300	
Adventist bodies:											
Seventh-day Adventist Denomination.....	2	2	88	2	28	60	2	2	2	4,600	
Baptist bodies:											
Baptists—											
Northern Baptist Convention.....	4	4	1,979	2	124	160	4	4	4	86,500	
National Baptist Convention.....	4	4	547	4	179	368	4	4	4	15,200	
Congregational Churches.....	2	2	475	2	169	306	2	2	2	72,000	
Disciples of Christ.....	3	3	2,450	2	675	1,350	3	3	2	190,000	
Evangelical Association.....	1	1	54	1	25	29	1	1	1	11,000	
Lutheran bodies:											
General Synod of the Evangelical Lutheran Church in the United States of America.....	2	2	1,126	2	452	674	2	2	2	90,000	
Evangelical Lutheran Synodical Conference of America.....	2	2	970	2	465	505	2	2	2	54,300	
Methodist bodies:											
Methodist Episcopal Church.....	7	7	3,161	6	1,228	1,836	7	7	7	201,200	
African Methodist Episcopal Church.....	2	2	377	2	131	246	2	2	2	22,000	
Presbyterian bodies:											
Presbyterian Church in the United States of America.....	5	5	2,810	3	252	462	5	5	5	256,000	
Protestant Episcopal Church.....	4	4	705	3	201	261	4	4	4	100,000	
Roman Catholic Church.....	9	9	9,450	5	1,882	2,268	7	8	7	207,000	
Salvation Army.....	1	1	61	1	29	32	1	1	1	207,000	
United Brethren bodies:											
Church of the United Brethren in Christ.....	2	2	498	2	180	318	2	2	2	10,000	
All other denominations.....	9	7	174	7	84	90	2	4	2	4,500	
SPRINGFIELD, MASS.....	69	69	58,366	57	12,842	16,889	55	10	59	3,059,500	
Adventist bodies:											
Advent Christian Church.....	1	1	284	1			1	1	1	17,200	
Seventh-day Adventist Denomination.....	1	1	50	1	12	38	1	1	1		
Baptist bodies:											
Baptists—Northern Baptist Convention.....	8	8	2,826	8	1,080	1,746	7	1	8	378,700	
Congregational Churches.....	11	11	5,629	11	1,958	3,671	11	14	11	903,000	
Disciples of Christ.....	1	1	208	1	63	145	1	1	1	20,000	
Eastern Orthodox Churches:											
Russian Orthodox Church.....	1	1	760	1	530	230	1	1	1	16,000	
Independent churches.....	1	1	625	1	208	417	1	1	1	125,000	
Jewish congregations.....	3	3	1,500	2	650	450	1	2	2	45,000	
Lutheran bodies:											
General Council of the Evangelical Lutheran Church in North America.....	1	1	309	1			1	1	1	12,000	
Evangelical Lutheran Synodical Conference of America.....	1	1	281	1	110	171	1	1	1	4,500	
Methodist bodies:											
Methodist Episcopal Church.....	9	9	3,340	9	1,321	2,019	9	9	9	462,500	
African Methodist Episcopal Church.....	1	1	131	1	40	91	1	1	1	8,000	
Presbyterian bodies:											
Presbyterian Church in the United States of America.....	1	1	307	1	141	166	1	1	1	5,000	
Protestant Episcopal Church.....	3	3	2,528	1	231	271	3	3	3	148,500	
Roman Catholic Church.....	12	12	38,380	6	6,097	6,733	11	11	11	652,700	
Salvation Army.....	2	2	141	2	65	78	1	1	1	22,000	
Spiritualists:											
Spiritualists (National Spiritualists' Association).....	2	2	130	2	50	80	1	1	1		
Theosophical societies:											
Theosophical Society, American Section.....	1	1	66	1			1	1	1	225,900	
Unitarians.....	1	1	379	1	129	250	1	1	1	110,000	
Universalists.....	2	2	405	2	117	288	2	2	2	3,600	
All other denominations.....	6	6	87	6	40	47	1	3	1		

RELIGIOUS BODIES.

TABLE 66.—STATISTICS OF RELIGIOUS BODIES IN EACH CITY HAVING,

DENOMINATION.	MEMBERS.						PLACES OF WORSHIP.			VALUE OF CHURCH PROPERTY.	
	Total number of organizations.	Number of organizations reporting.	Total number reported.	Sex.		Number of organizations reporting—		Number of church edifices reported.	Number of organizations reporting.	Value reported.	
				Male.	Female.	Church edifices.	Halls, etc.				
SPRINGFIELD, MO.....	65	65	19,097	60	7,417	10,877	57	4	58	57	\$753,245
Baptist bodies:											
Baptists—											
Southern Baptist Convention.....	9	9	3,926	9	1,475	2,451	9		9	9	95,595
National Baptist Convention.....	5	5	823	5	252	571	5		5	5	19,200
Christadelphians.....	1	1	51	1	25	26		1			
Churches of Christ.....	2	2	261	2	111	150	2		2	2	5,000
Congregational Churches.....	3	3	478	3	166	312	3		3	3	33,900
Disciples of Christ.....	3	3	1,925	3	746	1,179	3		3	3	115,000
German Evangelical Synod of North America.....	1	1	199	1	79	120	1		2	1	4,000
Latter Day Saints:											
Reorganized Church of Jesus Christ of Latter Day Saints.....	1	1	252	1	110	142	1		1	1	1,000
Lutheran bodies:											
Evangelical Lutheran Synodical Conference of America.....	1	1	70	1	30	40					
Methodist bodies:											
Methodist Episcopal Church.....	7	7	1,548	5	451	657	7		7	7	94,500
Methodist Protestant Church.....	1	1	100	1	43	57	1		1	1	3,000
Methodist Episcopal Church, South.....	4	4	1,634	4	689	945	4		4	4	90,500
African Methodist Episcopal Church.....	1	1	25	1	5	20	1		1	1	2,000
Presbyterian bodies:											
Presbyterian Church in the United States of America.....	9	9	1,938	7	755	1,020	6	1	6	6	103,550
Cumberland Presbyterian Church.....	1	1	78	1	20	58	1		1	1	3,000
Colored Cumberland Presbyterian Church.....	3	3	300	3	95	205	3		3	3	21,300
United Presbyterian Church of North America.....	1	1	79	1	25	54	1		1	1	6,800
Presbyterian Church in the United States.....	1	1	116	1	42	74	1		1	1	21,000
Protestant Episcopal Church.....	2	2	460	2	74	186	2		2	2	42,000
Roman Catholic Church.....	4	4	4,622	4	2,136	2,486	4		4	4	83,900
Spiritualists:											
Spiritualists (National Spiritualists' Association).....	1	1	64	1	30	34	1		1	1	5,000
All other denominations.....	4	4	148	4	58	90	1	2	1	1	3,000
SPRINGFIELD, OHIO.....	55	55	24,484	49	9,139	12,030	51	2	53	51	1,541,660
Adventist bodies:											
Seventh-day Adventist Denomination.....	2	2	94	2	33	61	1		1	1	2,000
Baptist bodies:											
Baptists—											
Northern Baptist Convention.....	2	2	892	2	317	575	2		3	2	32,500
National Baptist Convention.....	3	3	1,185	3	455	730	3		3	3	51,500
Brethren, German Baptist (Dunkers):											
Church of the Brethren (Conservative Dunkers).....	1	1	90	1	40	50	1		1	1	400
Brethren, River:											
Brethren in Christ.....	2	2	75	2	25	50	2		2	2	5,500
Christian Church (American Christian Convention).....	1	1	350				1		1	1	32,900
Congregational Churches.....	2	2	650	2	236	414	2		2	2	47,500
Disciples of Christ.....	1	1	680				1		1	1	20,000
German Evangelical Synod of North America.....	1	1	800				1		1	1	60,000
Jewish congregations.....	1	1	168	1	90	78	1		1	1	2,500
Lutheran bodies:											
General Synod of the Evangelical Lutheran Church in the United States of America.....	8	8	3,347	8	1,143	1,904	8		8	8	185,500
General Council of the Evangelical Lutheran Church in North America.....	1	1	200	1	84	116	1		1	1	12,000
Evangelical Lutheran Joint Synod of Ohio and Other States.....	1	1	450	1	210	240	1		1	1	30,000
Methodist bodies:											
Methodist Episcopal Church.....	6	6	4,135	5	1,669	2,211	6		6	6	305,000
African Methodist Episcopal Church.....	2	2	939	2	318	621	2		2	2	52,000
Colored Methodist Episcopal Church.....	1	1	85	1	33	52					
Presbyterian bodies:											
Presbyterian Church in the United States of America.....	5	5	1,960	3	295	445	5		6	5	236,000
United Presbyterian Church of North America.....	2	2	433	2	203	230	2		2	2	41,000
Protestant Episcopal Church.....	2	2	545	2	230	315	2		2	2	56,300
Reformed bodies:											
Reformed Church in the United States.....	1	1	213	1	100	113	1		1	1	25,000
Roman Catholic Church.....	3	3	6,500	3	3,050	3,450	3		3	3	305,000
United Brethren bodies:											
Church of the United Brethren in Christ.....	2	2	554	2	246	308	2		2	2	20,560
Universalists.....	1	1	50	1	25	25	1		1	1	8,000
All other denominations.....	4	4	79	4	37	42	2	2	2	2	12,500
STAMFORD, CONN.....	27	27	18,960	22	8,073	9,230	24	3	25	24	1,018,000
Baptist bodies:											
Baptists—Northern Baptist Convention.....	2	2	526	2	226	300	2		2	2	122,000
Congregational Churches.....	3	3	558	3	201	357	3		3	3	115,700
Eastern Orthodox Churches:											
Greek Orthodox Church (Hellenic).....	1	1	700	1	530	170	1		1	1	17,000
Russian Orthodox Church.....	1	1	285	1	180	105	1		1	1	8,000
Lutheran bodies:											
General Council of the Evangelical Lutheran Church in North America.....	1	1	195	1	90	105	1		1	1	11,000
Evangelical Lutheran Synodical Conference of America.....	1	1	264				1		1	1	25,200
Methodist bodies:											
Methodist Episcopal Church.....	3	3	1,273	3	497	776	3		4	3	105,300
Methodist Protestant Church.....	1	1	48	1	19	29	1		1	1	12,000
African Methodist Episcopal Church.....	1	1	99	1	20	79	1		1	1	2,800
Pentecostal Church of the Nazarene.....	1	1	24	1	8	16	1		1	1	5,000
Presbyterian bodies:											
Presbyterian Church in the United States of America.....	1	1	835	1	286	549	1		1	1	110,000
Protestant Episcopal Church.....	4	4	1,393				4		4	4	175,000
Roman Catholic Church.....	3	3	12,552	3	5,946	6,606	3		3	3	259,000
Salvation Army.....	1	1	15	1	6	9		1			
Universalists.....	1	1	179	1	60	119	1		1	1	50,000
All other denominations.....	2	2	14	2	4	10		2			

GENERAL TABLES.

IN 1910, 25,000 INHABITANTS OR MORE, BY DENOMINATIONS: 1916—Continued.

DENOMINATION.	Total number of organizations.	DEBT ON CHURCH PROPERTY.		PARSONAGES.		EXPENDITURES FOR YEAR.		SUNDAY SCHOOLS CONDUCTED BY CHURCH ORGANIZATIONS.			
		Number of organizations reporting.	Amount of debt reported.	Number of organizations reporting.	Value of parsonages reported.	Number of organizations reporting.	Amount reported.	Number of organizations reporting.	Number of Sunday schools reported.	Number of officers and teachers.	Number of scholars.
SPRINGFIELD, MO.....	65	25	\$51,392	22	\$86,100	59	\$161,334	59	62	851	11,074
Baptist bodies:											
Baptists—											
Southern Baptist Convention.....	9	4	11,062	2	7,500	9	38,906	9	10	216	2,970
National Baptist Convention.....	5	1	600	1	1,000	5	8,020	5	5	36	272
Christadelphians.....	1					1	92				
Churches of Christ.....	2					2	1,798	2	2	8	155
Congregational Churches.....	3	1	700	2	6,000	3	6,317	3	4	47	319
Disciples of Christ.....	3	2	12,500			3	13,275	3	3	93	1,187
German Evangelical Synod of North America.....	1	1	85			1	1,174	1	1	3	36
Latter Day Saints:											
Reorganized Church of Jesus Christ of Latter Day Saints.....	1					1	200	1	1	7	80
Lutheran bodies:											
Evangelical Lutheran Synodical Conference of America.....	1					1	478	1	1	3	18
Methodist bodies:											
Methodist Episcopal Church.....	7	4	5,300	5	16,100	7	14,233	7	7	124	1,668
Methodist Protestant Church.....	1	1	140			1	600	1	1	8	60
Methodist Episcopal Church, South.....	4	1	3,500	3	12,700	4	19,391	4	4	96	1,723
African Methodist Episcopal Church.....	1	1	1,300			1	140	1	1	3	20
Presbyterian bodies:											
Presbyterian Church in the United States of America.....	9	2	2,350	2	11,600	6	23,341	6	7	103	1,257
Cumberland Presbyterian Church.....	1					1	1,500	1	1	12	125
Colored Cumberland Presbyterian Church.....	3	1	2,000			1	2,000	3	3	15	108
United Presbyterian Church of North America.....	1	1	2,600	1	3,000	1	1,500	1	1	12	127
Presbyterian Church in the United States.....	1					1	1,000	1	1	16	175
Protestant Episcopal Church.....	2	1	805	1	4,000	2	5,334	2	2	15	153
Roman Catholic Church.....	4	3	6,950	4	20,200	4	17,744	4	4	15	443
Spiritualists:											
Spiritualists (National Spiritualists' Association).....	1	1	1,500			1	600	1	1	6	44
All other denominations.....	4					3	3,691	2	2	13	134
SPRINGFIELD, OHIO.....	55	30	104,915	17	97,700	51	303,486	53	58	1,192	16,837
Adventist bodies:											
Seventh-day Adventist Denomination.....	2	1	250			1	2,854	2	2	19	91
Baptist bodies:											
Baptists—											
Northern Baptist Convention.....	2	2	4,540			2	6,376	2	2	46	754
National Baptist Convention.....	3	3	5,575			3	4,446	3	3	29	399
Brethren, German Baptist (Dunkers):											
Church of the Brethren (Conservative Dunkers).....	1					1	375	1	1	9	110
Brethren, River:											
Brethren in Christ.....	2					2	700	1	1	9	100
Christian Church (American Christian Convention).....	1	1	16,400			1	4,500	1	3	25	380
Congregational Churches.....	2	2	700	1	2,500	2	7,944	2	2	67	529
Disciples of Christ.....	1	1	3,000	1	3,500	1	5,375	1	1	37	560
German Evangelical Synod of North America.....	1					1	4,100	1	1	45	400
Jewish congregations.....	1	1	1,300			1	600				
Lutheran bodies:											
General Synod of the Evangelical Lutheran Church in the United States of America.....	8	4	5,500	1	3,800	7	29,195	8	8	246	3,272
General Council of the Evangelical Lutheran Church in North America.....	1	1	800			1	1,527	1	1	14	161
Evangelical Lutheran Joint Synod of Ohio and Other States.....	1			1	6,000	1	4,994	1	1	20	220
Methodist bodies:											
Methodist Episcopal Church.....	6	4	27,050	3	25,000	6	77,629	6	6	254	4,228
African Methodist Episcopal Church.....	2	1	8,000			2	8,925	2	2	27	328
Colored Methodist Episcopal Church.....	1			1	1,700	1	943	1	1	11	54
Presbyterian bodies:											
Presbyterian Church in the United States of America.....	5	4	1,500	3	15,000	5	31,004	5	6	139	2,408
United Presbyterian Church of North America.....	2	2	16,500	1	3,000	2	7,418	2	2	43	274
Protestant Episcopal Church.....	2			1	3,700	2	7,545	2	2	16	164
Reformed bodies:											
Reformed Church in the United States.....	1	1	10,000	1	3,500	1	17,300	1	1	25	225
Roman Catholic Church.....	3			2	28,000	3	71,100	3	5	43	1,542
United Brethren bodies:											
Church of the United Brethren in Christ.....	2	1	3,500	1	2,000	2	3,280	2	2	38	456
Universalists.....	1					1	1,700	1	1	8	58
All other denominations.....	4	1	300			2	3,656	4	4	22	126
STAMFORD, CONN.....	27	11	58,842	16	159,800	26	195,070	24	25	473	4,991
Baptist bodies:											
Baptists—Northern Baptist Convention.....	2			1	2,000	2	7,456	2	2	31	144
Congregational Churches.....	3	1	6,000	2	13,000	3	11,078	3	3	41	160
Eastern Orthodox Churches:											
Greek Orthodox Church (Hellenic).....	1	1	6,500			1	3,000				
Russian Orthodox Church.....	1	1	4,500			1	2,755	1	1	1	45
Lutheran bodies:											
General Council of the Evangelical Lutheran Church in North America.....	1			1	6,500	1	2,010	1	1	12	51
Evangelical Lutheran Synodical Conference of America.....	1	1	3,000	1	4,800	1	2,260	1	1	8	80
Methodist bodies:											
Methodist Episcopal Church.....	3	1	4,000	2	24,500	3	16,961	2	3	109	1,298
Methodist Protestant Church.....	1	1	4,792			1	1,845	1	1	12	150
African Methodist Episcopal Church.....	1					1	593	1	1	6	53
Pentecostal Church of the Nazarene.....	1	1	2,550			1	598	1	1	4	18
Presbyterian bodies:											
Presbyterian Church in the United States of America.....	1	1	12,000	1	14,000	1	24,643	1	1	47	364
Protestant Episcopal Church.....	4	1	5,000	4	45,000	4	53,909	4	4	104	806
Roman Catholic Church.....	3	2	10,500	3	35,000	3	58,253	3	3	79	1,714
Salvation Army.....	1					1	2,351	1	1	4	38
Universalists.....	1			1	15,000	1	7,298	1	1	12	65
All other denominations.....	2					1	60	1	1	3	5

RELIGIOUS BODIES.

TABLE 66.—STATISTICS OF RELIGIOUS BODIES IN EACH CITY HAVING,

DENOMINATION.	Total number of organizations.	MEMBERS.					PLACES OF WORSHIP.			VALUE OF CHURCH PROPERTY.	
		Number of organizations reporting.	Total number reported.	Sex.		Number of organizations reporting—		Number of church edifices reported.	Number of organizations reporting.	Value reported.	
				Male.	Female.	Church edifices.	Halls, etc.				
SUPERIOR, WIS.	50	50	11,943	41	4,153	4,931	44	3	44	44	\$592,255
Adventist bodies:											
Seventh-day Adventist Denomination.....	1	1	69	1	15	54	1		1	1	5,000
Baptist bodies:											
Baptists—Northern Baptist Convention.....	2	2	329	2	95	234	2		2	2	16,500
Congregational Churches.....	2	2	419	2	139	280	2		2	2	23,000
Jewish congregations.....	1	1	150	1	50	100	1		1	1	12,000
Lutheran bodies:											
General Council of the Evangelical Lutheran Church in North America.....	5	5	866	5	369	497	5		5	5	50,000
Evangelical Lutheran Synodical Conference of America.....	1	1	160				1		1	1	13,000
Norwegian Lutheran Church of America—											
United Norwegian Lutheran Church in America.....	4	4	748	2	72	76	4		4	4	38,155
Evangelical Lutheran Synod of Iowa and Other States.....	1	1	165	1	75	90	1		1	1	8,000
Finnish Evangelical Lutheran Church of America, or Suomi Synod.....	1	1	65	1	35	30	1		1	1	2,000
Lutheran Free Church (Norwegian).....	1	1	205	1	89	116	1		1	1	3,000
United Danish Evangelical Lutheran Church in America.....	1	1	60	1	30	30	1		1	1	2,500
Methodist bodies:											
Methodist Episcopal Church.....	6	6	861	5	152	259	5		5	5	60,500
Presbyterian bodies:											
Presbyterian Church in the United States of America.....	3	3	640	3	216	424	3		3	3	45,200
Protestant Episcopal Church.....	3	3	336	2	49	82	3		3	3	47,500
Roman Catholic Church.....	9	9	6,598	8	2,698	2,562	9		9	9	243,000
Salvation Army.....	2	2	88	2	42	46					
Scandinavian Evangelical bodies:											
Swedish Evangelical Mission Covenant of America.....	1	1	145				1		1	1	15,000
All other denominations.....	6	6	107	4	27	51	3	3	3	3	7,900
SYRACUSE, N. Y.	103	103	91,454	92	32,233	39,738	94	8	96	94	5,560,629
Adventist bodies:											
Seventh-day Adventist Denomination.....	1	1	160	1	50	110	1		1	1	9,000
Baptist bodies:											
Baptists—Northern Baptist Convention.....	8	8	4,582	8	1,892	2,690	8		9	8	848,500
Christian and Missionary Alliance.....	1	1	126	1	30	96	1		1	1	9,000
Congregational Churches.....	6	6	2,233	6	812	1,426	6		6	6	292,500
Disciples of Christ.....	2	2	736	1	154	207	2		2	2	58,000
Eastern Orthodox Churches:											
Greek Orthodox Church (Hellenic).....	1	1	150	1	140	10					
Russian Orthodox Church.....	1	1	129	1	104	25	1		1	1	7,000
Evangelical Association.....	2	2	259	2	97	162	2		2	2	32,500
German Evangelical Synod of North America.....	1	1	225	1	160	65	1		1	1	25,000
Jewish congregations.....	3	3	1,250	3	650	600	3		3	3	125,000
Lutheran bodies:											
General Synod of the Evangelical Lutheran Church in the United States of America.....	6	6	3,279	6	1,499	1,780	6		6	6	206,600
General Council of the Evangelical Lutheran Church in North America.....	2	2	1,100	2	485	615	2		2	2	61,000
Methodist bodies:											
Methodist Episcopal Church.....	14	14	8,215	13	2,739	3,695	14		14	14	696,000
Methodist Protestant Church.....	1	1	250	1	75	175	1		1	1	12,000
African Methodist Episcopal Zion Church.....	1	1	250	1	100	150	1		1	1	19,000
Presbyterian bodies:											
Presbyterian Church in the United States of America.....	11	11	5,111	9	1,365	1,934	11		11	11	709,500
Protestant Episcopal Church.....	8	8	4,019	6	1,305	1,638	8		9	8	437,850
Reformed bodies:											
Reformed Church in America.....	2	2	608	2	242	364	2		2	2	115,500
Roman Catholic Church.....	17	17	57,058	15	20,139	23,669	17		17	17	1,595,800
Spiritualists:											
Spiritualists (National Spiritualists' Association).....	2	2	200	2	79	121		2			
Unitarians.....	1	1	872				1		1	1	165,000
Universalists.....	1	1	290				1		1	1	30,000
All other denominations.....	11	11	349	10	116	206	5	6	5	5	55,879
TACOMA, WASH.	115	115	24,572	106	9,216	12,555	100	13	102	100	1,057,347
Adventist bodies:											
Seventh-day Adventist Denomination.....	2	2	162	2	40	122	2		2	2	4,500
Baptist bodies:											
Baptists—											
Northern Baptist Convention.....	10	10	1,626	10	535	1,091	10		11	10	102,920
National Baptist Convention.....	2	2	74	2	29	45	2		2	2	4,000
Church of the Universal Messianic Message.....	1	1	85	1	46	39		1		1	125
Congregational Churches.....	6	6	949	6	334	615	6		6	6	97,500
Disciples of Christ.....	5	5	1,101	4	385	612	5		5	4	60,500
Evangelical Association.....	2	2	135	2	50	79	2		2	2	11,150
Evangelistic associations:											
Apostolic Faith Movement.....	1	1	130	1	59	71	1		1	1	1,600
Friends:											
Society of Friends (Orthodox).....	1	1	83	1	39	44	1		1	1	3,500
Jewish congregations.....	2	2	575	2	235	340	2		2	2	22,500
Latter Day Saints:											
Church of Jesus Christ of Latter Day Saints.....	1	1	96	1	40	56	1		1	1	6,000
Lutheran bodies:											
General Council of the Evangelical Lutheran Church in North America.....	4	4	761	3	136	198	4		4	4	44,300
Evangelical Lutheran Synodical Conference of America.....	2	2	462	2	221	241	2		2	2	32,000
Norwegian Lutheran Church of America—											
Synod for the Norwegian Evangelical Lutheran Church of America.....	3	3	364	3	159	205	3		3	3	22,500
United Norwegian Lutheran Church in America.....	2	2	346	2	161	185	2		2	2	13,500
Evangelical Lutheran Joint Synod of Ohio and Other States.....	2	2	439	2	165	274	2		3	2	7,200
Danish Evangelical Lutheran Church in America.....	1	1	150				1		1	1	3,000
Lutheran Free Church (Norwegian).....	2	2	102	2	42	60	2		2	2	7,550

GENERAL TABLES.

IN 1910, 25,000 INHABITANTS OR MORE, BY DENOMINATIONS: 1916—Continued.

DENOMINATION.	Total number of organizations.	DEBT ON CHURCH PROPERTY.		PARSONAGES.		EXPENDITURES FOR YEAR.		SUNDAY SCHOOLS CONDUCTED BY CHURCH ORGANIZATIONS.			
		Number of organizations reporting.	Amount of debt reported.	Number of organizations reporting.	Value of parsonages reported.	Number of organizations reporting.	Amount reported.	Number of organizations reporting.	Number of Sunday schools reported.	Number of officers and teachers.	Number of scholars.
SUPERIOR, WIS.....	50	26	\$125,719	19	\$70,700	45	\$110,751	44	50	499	5,214
Adventist bodies:											
Seventh-day Adventist Denomination.....	1					1	2,856	1	1	22	97
Baptist bodies:											
Baptists—Northern Baptist Convention.....	2	1	8,000			2	3,266	1	2	13	110
Congregational Churches.....	2	1	419	1	7,000	2	6,776	2	2	24	304
Jewish congregations.....	1	1	3,000			1	800	1	1	2	26
Lutheran bodies:											
General Council of the Evangelical Lutheran Church in North America.....	5	4	12,850	1	9,000	5	13,011	5	6	79	669
Evangelical Lutheran Synodical Conference of America.....	1	1	5,700					1	1	3	40
Norwegian Lutheran Church of America—											
United Norwegian Lutheran Church in America.....	4	3	4,000	3	10,500	4	6,153	4	5	52	476
Evangelical Lutheran Synod of Iowa and Other States.....	1	1	1,000	1	2,000	1	989	1	1	5	34
Finnish Evangelical Lutheran Church of America, or Suomi Synod.....	1	1	600			1	578	1	1	4	30
Lutheran Free Church (Norwegian).....	1					1	1,000	1	1	9	60
United Danish Evangelical Lutheran Church in America.....	1	1	400	1	1,500	1	700	1	1	6	60
Methodist bodies:											
Methodist Episcopal Church.....	6	2	1,800	4	6,700	6	9,843	5	5	99	809
Presbyterian bodies:											
Presbyterian Church in the United States of America.....	3	1	12,000			3	9,700	3	3	49	480
Protestant Episcopal Church.....	3	1	2,650	2	8,000	3	5,544	3	4	33	204
Roman Catholic Church.....	9	5	69,350	6	26,000	8	41,653	7	8	46	1,434
Salvation Army.....	2					2	2,955	2	2	13	79
Scandinavian Evangelical bodies:											
Swedish Evangelical Mission Covenant of America.....	1	1	2,500			1	2,977	1	2	16	140
All other denominations.....	6	2	1,450			3	1,950	4	4	24	162
SYRACUSE, N. Y.....	103	59	1,162,792	47	431,400	98	816,810	91	95	2,092	28,700
Adventist bodies:											
Seventh-day Adventist Denomination.....	1	1	500			1	4,225	1	1	16	91
Baptist bodies:											
Baptists—Northern Baptist Convention.....	8	7	344,475	3	14,500	8	59,743	8	8	293	3,945
Christian and Missionary Alliance.....	1	1	7,000	1	3,000	1	3,500	1	1	11	100
Congregational Churches.....	6	5	37,850			6	26,938	6	6	142	1,330
Disciples of Christ.....	2	1	7,000			2	8,713	2	2	44	401
Eastern Orthodox Churches:											
Greek Orthodox Church (Hellenic).....	1					1	1,050				
Russian Orthodox Church.....	1	1	6,000	1	3,000	1	3,131				
Evangelical Association.....	2	1	2,150	2	6,500	2	6,213	2	2	34	317
German Evangelical Synod of North America.....	1			1	10,000	1	3,229				
Jewish congregations.....	3	2	30,000			2	9,600	1	1	8	30
Lutheran bodies:											
General Synod of the Evangelical Lutheran Church in the United States of America.....	6	3	15,400	3	12,000	6	20,911	6	6	105	1,411
General Council of the Evangelical Lutheran Church in North America.....	2	2	5,500	1	3,000	2	10,584	2	2	36	426
Methodist bodies:											
Methodist Episcopal Church.....	14	9	169,775	8	51,500	14	111,963	14	14	576	7,675
Methodist Protestant Church.....	1			1	3,000	1	2,650	1	1	15	165
African Methodist Episcopal Zion Church.....	1	1	7,000	1	6,000	1	2,400	1	1	8	83
Presbyterian bodies:											
Presbyterian Church in the United States of America.....	11	7	73,500	4	42,500	11	110,594	11	11	300	3,701
Protestant Episcopal Church.....	8	3	45,766	2	17,000	8	68,238	8	8	120	1,306
Reformed bodies:											
Reformed Church in America.....	2	1	1,520	1	8,000	2	11,475	2	2	49	390
Roman Catholic Church.....	17	11	383,656	17	246,400	16	330,364	15	19	250	6,606
Spiritualists:											
Spiritualists (National Spiritualists' Association).....	2					2	948	1	1	5	70
Unitarians.....	1					1	6,121	1	1	15	175
Universalists.....	1					1	14,220	1	1	65	478
All other denominations.....	11	3	20,700	1	5,000	9		8	8		
TACOMA, WASH.....	115	55	181,850	45	116,100	107	271,056	108	120	1,418	15,033
Adventist bodies:											
Seventh-day Adventist Denomination.....	2					2	1,448	2	3	25	172
Baptist bodies:											
Baptists—											
Northern Baptist Convention.....	10	2	2,300	6	9,000	10	20,247	10	12	127	1,140
National Baptist Convention.....	2	2	1,830			2	667	2	2	13	75
Church of the Universal Messianic Message.....	1					1	1,250	1	1	2	15
Congregational Churches.....	6	3	3,085	3	10,000	6	22,775	6	6	127	1,056
Disciples of Christ.....	5	2	11,500			4	10,825	5	5	125	1,344
Evangelical Association.....	2	1	400	1	3,000	2	1,660	2	2	19	180
Evangelistic associations:											
Apostolic Faith Movement.....	1					1	1,975	1	1	4	25
Friends:											
Society of Friends (Orthodox).....	1					1	816	1	1	17	155
Jewish congregations.....	2	1	3,000			2	1,550	2	2	9	40
Latter Day Saints:											
Church of Jesus Christ of Latter Day Saints.....	1	1	1,000			1	290	1	2	18	55
Lutheran bodies:											
General Council of the Evangelical Lutheran Church in North America.....	4	4	6,600	2	4,000	4	9,542	4	7	69	452
Evangelical Lutheran Synodical Conference of America.....	2	2	6,500	2	3,500	2	4,355	2	2	15	140
Norwegian Lutheran Church of America—											
Synod for the Norwegian Evangelical Lutheran Church of America.....	3	3	5,600	1	3,000	3	3,688	3	4	28	281
United Norwegian Lutheran Church in America.....	2	1	275	1	3,000	2	3,246	2	2	25	120
Evangelical Lutheran Joint Synod of Ohio and Other States.....	2			2	2,400	2	2,910	2	2	10	155
Danish Evangelical Lutheran Church in America.....	1	1	300	1	2,500	1		1	1	2	10
Lutheran Free Church (Norwegian).....	2	1	240	1	1,500	2	1,170	2	2	16	95

TABLE 66.—STATISTICS OF RELIGIOUS BODIES IN EACH CITY HAVING,

DENOMINATION.	Total number of organizations.	MEMBERS.					PLACES OF WORSHIP.			VALUE OF CHURCH PROPERTY.	
		Number of organizations reporting.	Total number reported.	Sex.		Number of organizations reporting.	Number of organizations reporting—		Number of church edifices reported.	Number of organizations reporting.	Value reported.
				Male.	Female.		Church edifices.	Halls, etc.			
TACOMA, WASH.—Continued.											
Methodist bodies:											
Methodist Episcopal Church.....	21	21	3,333	21	1,387	1,966	19	2	19	19	\$201,900
African Methodist Episcopal Church.....	1	1	97	1	34	63	1		1	1	5,000
Presbyterian bodies:											
Presbyterian Church in the United States of America.....	9	9	1,380	8	333	644	9		9	8	88,400
United Presbyterian Church of North America.....	2	2	202	2	80	122	1	1	1	2	5,700
Protestant Episcopal Church.....	6	6	1,189	5	421	704	6		6	6	74,602
Roman Catholic Church.....	8	8	9,253	7	3,967	4,286	7	1	7	7	166,000
Salvation Army.....	2	2	90	2	42	48					
Scandinavian Evangelical bodies:											
Swedish Evangelical Mission Covenant of America.....	2	2	179	2	81	98	2		2	2	35,000
Spiritualists:											
Spiritualists (National Spiritualists' Association).....	1	1	100				1		1	1	7,500
Theosophical societies:											
Theosophical Society, American Section.....	2	2	93					2			
Universalists.....	1	1	189	1	50	139	1		1	1	6,500
All other denominations.....	11	11	347	11	139	208	5	6	5	5	22,400
TAMPA, FLA.....	65	65	14,048	57	4,516	9,053	58	5	67	57	867,895
Adventist bodies:											
Advent Christian Church.....	1	1	103	1	40	63	1		1	1	3,000
Seventh-day Adventist Denomination.....	2	2	91	2	21	70	1		1	1	3,000
Baptist bodies:											
Baptists—											
Southern Baptist Convention.....	6	6	2,185	5	719	1,190	6		11	6	117,500
National Baptist Convention.....	5	5	1,417	5	480	937	5		5	5	23,725
Primitive Baptists.....	1	1	61	1	25	36	1		1	1	100
Colored Primitive Baptists.....	3	3	1,262	3	235	1,027	3		5	3	4,195
Churches of Christ.....	1	1	100	1	43	57	1		1	1	2,500
Congregational Churches.....	2	2	75	2	44	31	1		1	1	35,000
Disciples of Christ.....	1	1	250	1	80	170	1		1	1	44,500
Lutheran bodies:											
Evangelical Lutheran Synodical Conference of America.....	1	1	90	1	34	56	1		1	1	2,500
Methodist bodies:											
Methodist Episcopal Church.....	4	4	673	1	253	407	1	3	1	1	1,400
Methodist Episcopal Church, South.....	14	14	3,116	14	1,124	1,992	14		15	14	153,200
African Methodist Episcopal Church.....	5	5	945	5	330	615	5		5	5	60,550
African Methodist Episcopal Zion Church.....	2	2	245	2	65	180	2		2	2	30,000
Presbyterian bodies:											
Presbyterian Church in the United States.....	3	3	801	3	279	522	3		3	3	68,000
Associate Reformed Presbyterian Church.....	2	2	97	1	20	47	2		2	1	4,000
Protestant Episcopal Church.....	5	5	815	3	196	467	5		6	5	89,100
Roman Catholic Church.....	2	2	1,488	2	443	1,045	2		2	2	190,000
Salvation Army.....	1	1	54	1	25	29	1		1	1	7,625
United Brethren bodies:											
Church of the United Brethren in Christ.....	1	1	123	1	37	86	1		1	1	25,000
All other denominations.....	3	3	57	2	23	26	1	2	1	1	3,000
TAUNTON, MASS.....	34	34	23,296	33	8,501	10,775	29	3	29	31	1,179,360
Baptist bodies:											
Baptists—Northern Baptist Convention.....	2	2	844	2	292	552	2		2	2	54,900
Congregational Churches.....	5	5	1,122	5	373	749	5		5	5	162,100
Eastern Orthodox Churches:											
Russian Orthodox Church.....	1	1	98	1	56	42		1		1	135
Jewish congregations.....	1	1	65	1	65		1		1	1	10,000
Methodist bodies:											
Methodist Episcopal Church.....	5	5	1,007	5	319	688	5		5	5	63,500
Protestant Episcopal Church.....	2	2	909	2	338	571	2		2	2	75,000
Roman Catholic Church.....	10	10	18,751	9	6,883	7,848	10		10	10	658,000
Salvation Army.....	1	1	47	1	15	32		1			
Unitarians.....	1	1	270	1	112	158	1		1	1	135,000
Universalists.....	1	1	81	1	19	62	1		1	1	15,250
All other denominations.....	5	5	102	5	29	73	2	1	2	3	5,475
TERRE HAUTE, IND.....	63	62	20,489	56	6,682	9,590	60	3	61	59	1,098,770
Baptist bodies:											
Baptists—											
Northern Baptist Convention.....	5	5	1,289	4	188	311	5		5	5	112,800
National Baptist Convention.....	2	2	439	2	165	274	2		3	2	16,350
Churches of Christ.....	2	2	155	2	63	92	2		2	2	3,800
Churches of the Living God:											
Church of the Living God, Christian Workers for Fellowship.....	1	1	75	1	25	50		1			
Congregational Churches.....	3	3	727	3	240	487	3		3	3	95,000
Disciples of Christ.....	4	4	2,086	3	296	550	4		4	3	21,500
Evangelical Association.....	1	1	117	1	47	70	1		1	1	15,000
Jewish congregations.....	2	1	200	1	100	100	1	1	1	1	40,000
Lutheran bodies:											
Evangelical Lutheran Synodical Conference of America.....	1	1	400	1	110	290	1		1	1	25,000
Immanuel Synod of the Evangelical Lutheran Church in North America.....	1	1	425	1	180	245	1		1	1	12,000
Methodist bodies:											
Methodist Episcopal Church.....	12	12	4,523	9	1,248	2,048	12		12	12	272,700
Methodist Episcopal Church, South.....	1	1	100	1	40	60	1		1	1	2,500
African Methodist Episcopal Church.....	2	2	375	2	128	247	2		2	2	33,000
Presbyterian bodies:											
Presbyterian Church in the United States of America.....	3	3	817	3	296	521	3		3	3	67,000
Protestant Episcopal Church.....	2	2	718	2	294	424	2		2	2	43,000

GENERAL TABLES.

IN 1910, 25,000 INHABITANTS OR MORE, BY DENOMINATIONS: 1916—Continued.

DENOMINATION.	Total number of organizations.	DEBT ON CHURCH PROPERTY.		PARSONAGES.		EXPENDITURES FOR YEAR.		SUNDAY SCHOOLS CONDUCTED BY CHURCH ORGANIZATIONS.			
		Number of organizations reporting.	Amount of debt reported.	Number of organizations reporting.	Value of parsonages reported.	Number of organizations reporting.	Amount reported.	Number of organizations reporting.	Number of Sunday schools reported.	Number of officers and teachers.	Number of scholars.
TACOMA, WASH.—Continued.											
Methodist bodies:											
Methodist Episcopal Church	21	10	\$44,270	12	\$26,500	21	\$66,081	20	21	392	4,411
African Methodist Episcopal Church	1	1	200	1	2,000	1	1,562	1	1	13	48
Presbyterian bodies:											
Presbyterian Church in the United States of America	9	4	10,850	3	5,500	8	22,828	9	10	147	2,235
United Presbyterian Church of North America	2	1	2,000	1	3,500	2	2,790	2	2	16	202
Protestant Episcopal Church	6	1	6,000	1	3,200	6	12,789	6	6	46	544
Roman Catholic Church	8	6	58,700	6	31,000	8	56,198	7	9	40	1,343
Salvation Army	2					2	2,881	2	2	8	42
Scandinavian Evangelical bodies:											
Swedish Evangelical Mission Covenant of America	2	2	3,500			2	3,913	2	2	32	217
Spiritualists:											
Spiritualists (National Spiritualists' Association)	1	1	5,000								
Theosophical societies:											
Theosophical Society, American Section	2										
Universalists	1	1	2,500			1	1,843	1	1	7	81
All other denominations	11	4	6,200	1	2,500	9	11,757	9	9	66	400
TAMPA, FLA.	65	23	147,358	23	79,025	61	155,332	61	68	798	9,461
Adventist bodies:											
Advent Christian Church	1			1	3,000	1	690	1	1	7	50
Seventh-day Adventist Denomination	2					2	3,601	2	2	21	96
Baptist bodies:											
Baptists—											
Southern Baptist Convention	6	2	8,900	2	10,000	6	22,142	6	9	175	1,833
National Baptist Convention	5	3	1,330			5	6,553	5	5	49	582
Primitive Baptists	1										
Colored Primitive Baptists	3	1	400	1	1,000	3	1,445	3	3	29	350
Churches of Christ	1							1	1	8	90
Congregational Churches	2	1	1,500	1	6,000	2	2,604	2	2	11	55
Disciples of Christ	1	1	15,000			1	2,639	1	1	17	200
Lutheran bodies:											
Evangelical Lutheran Synodical Conference of America	1			1	1,500	1	943	1	1	4	38
Methodist bodies:											
Methodist Episcopal Church	4	1	841	1	800	3	1,125	3	3	34	339
Methodist Episcopal Church, South	14	4	14,875	7	28,100	14	35,488	14	17	221	3,152
African Methodist Episcopal Church	5	3	16,240	4	5,525	5	5,419	5	5	56	625
African Methodist Episcopal Zion Church	2	2	543	1	5,000	2	2,300	2	2	11	96
Presbyterian bodies:											
Presbyterian Church in the United States	3	1	300	1	15,000	3	26,422	3	4	53	825
Associate Reformed Presbyterian Church	2		80			2	695	2	2	13	138
Protestant Episcopal Church	5	1	68	2	1,300	5	7,653	5	5	45	512
Roman Catholic Church	2	1	82,281			2	16,013	2	2	14	235
Salvation Army	1	1	5,000			1	3,053	1	1	7	50
United Brethren bodies:											
Church of the United Brethren in Christ	1			1	1,800	1	16,000	1	1	18	170
All other denominations	3					2	547	1	1	5	25
TAUNTON, MASS.	34	13	121,031	20	166,800	32	150,142	31	34	560	6,455
Baptist bodies:											
Baptists—Northern Baptist Convention	2	1	3,408	2	6,500	2	10,064	2	4	90	782
Congregational Churches	5	1	2,773	3	8,500	5	30,409	5	5	111	921
Eastern Orthodox Churches:											
Russian Orthodox Church	1					1	232				
Jewish congregations	1	1	4,700			1	1,000	1	1	1	30
Methodist bodies:											
Methodist Episcopal Church	5			2	6,000	5	11,478	5	5	112	1,254
Protestant Episcopal Church	2			2	6,000	2	12,652	2	2	57	397
Roman Catholic Church	10	9	108,850	9	74,000	9	71,335	9	10	135	2,756
Salvation Army	1					1	2,257	1	1	4	18
Unitarians	1			1	65,000	1	6,712	1	1	16	120
Universalists	1	1	1,300			1	2,132	1	1	15	87
All other denominations	5			1	800	4	1,871	4	4	19	90
TERRE HAUTE, IND.	63	37	173,736	29	139,300	56	176,839	56	60	1,123	11,906
Baptist bodies:											
Baptists—											
Northern Baptist Convention	5	3	20,200	1	3,500	5	9,438	5	5	97	989
National Baptist Convention	2	1	3,700	1	1,200	2	8,789	2	2	23	163
Churches of Christ	2										
Churches of the Living God:											
Church of the Living God, Christian Workers for Fellowship	1			2	8,000	3	7,371	1	1	2	50
Congregational Churches	4	3	8,600			2	1,610	4	4	138	695
Disciples of Christ	1	1	1,000	1	5,000	1	3,304	1	1	21	150
Evangelical Association	2	1	11,500			1	6,000	1	1	5	67
Jewish congregations											
Lutheran bodies:											
Evangelical Lutheran Synodical Conference of America	1			1	13,000	1	3,300	1	1	8	150
Immanuel Synod of the Evangelical Lutheran Church in North America	1			1	3,500	1	2,800	1	1	12	100
Methodist bodies:											
Methodist Episcopal Church	12	9	46,469	9	43,000	12	53,344	12	12	348	4,132
Methodist Episcopal Church, South	1	1	1,100			1	860	1	2	15	175
African Methodist Episcopal Church	2	2	8,200	2	3,500	2	3,562	2	2	30	327
Presbyterian bodies:											
Presbyterian Church in the United States of America	3	2	1,100	2	9,000	3	11,373	3	3	55	629
Protestant Episcopal Church	2			1	17,000	2	11,286	2	2	29	260

RELIGIOUS BODIES.

TABLE 66.—STATISTICS OF RELIGIOUS BODIES IN EACH CITY HAVING,

DENOMINATION.	Total number of organizations.	MEMBERS.					PLACES OF WORSHIP.			VALUE OF CHURCH PROPERTY.	
		Number of organizations reporting.	Total number reported.	Sex.		Number of organizations reporting—		Number of church edifices reported.	Number of organizations reporting.	Value reported.	
				Number of organizations reporting.	Male.	Female.	Church edifices.				Halls, etc.
TERRE HAUTE, IND.—Continued.											
Reformed bodies:											
Reformed Church in the United States.....	2	2	367	2	152	215	2	2	2	\$23,000	
Roman Catholic Church.....	4	4	5,531	3	2,191	2,380	4	4	4	243,300	
United Brethren bodies:											
Church of the United Brethren in Christ.....	5	5	1,665	5	736	929	5	5	5	48,500	
United Evangelical Church.....	1	1	138	1	54	84	1	1	1	9,000	
All other denominations.....	9	9	342	9	129	213	8	8	8	15,320	
TOLEDO, OHIO.....	158	157	100,938	132	36,079	41,090	143	12	147	4,128,306	
Adventist bodies:											
Seventh-day Adventist Denomination.....	1	1	103	1	27	76	1	1	1	4,000	
Baptist bodies:											
Baptists—											
Northern Baptist Convention.....	11	11	3,260	10	1,176	2,045	11	12	11	254,000	
National Baptist Convention.....	1	1	202	1	72	130	1	1	1	15,000	
Christian and Missionary Alliance.....	2	2	115	1	35	55	2	2	2	21,000	
Congregational Churches.....	6	6	3,406	6	1,195	2,211	6	6	6	415,000	
Disciples of Christ.....	4	4	2,384	3	371	643	4	4	3	29,100	
Eastern Orthodox Churches:											
Greek Orthodox Church (Hellenic).....	1	1	2,000	1	1,500	500	1	1	1	5,000	
Evangelical Association.....	3	3	526	3	221	305	3	3	3	57,000	
Independent churches.....	3	3	193	3	63	130	3	3	3	6,300	
Jewish congregations.....	4	4	2,702	3	1,302	950	3	1	3	172,500	
Latter Day Saints:											
Church of Jesus Christ of Latter Day Saints.....	1	1	372	1	174	198	1	1	1	700	
Lutheran bodies:											
General Synod of the Evangelical Lutheran Church in the United States of America.....	2	2	375	2	168	207	2	2	2	32,500	
General Council of the Evangelical Lutheran Church in North America.....	8	8	4,138	8	1,796	2,342	8	8	8	204,000	
Evangelical Lutheran Synodical Conference of America.....	5	5	1,990	4	877	1,094	4	4	4	47,200	
Evangelical Lutheran Joint Synod of Ohio and Other States.....	3	3	3,200	1	360	400	3	3	3	117,000	
Evangelical Lutheran Synod of Iowa and Other States.....	6	6	3,870	6	1,712	2,158	6	6	6	116,000	
Methodist bodies:											
Methodist Episcopal Church.....	20	20	7,586	18	2,797	4,437	20	20	20	504,500	
African Methodist Episcopal Church.....	1	1	360	1	115	245	1	1	1	40,000	
Presbyterian bodies:											
Presbyterian Church in the United States of America.....	8	8	3,853	7	1,237	2,032	8	8	7	311,800	
United Presbyterian Church of North America.....	2	2	220	2	70	150	2	2	2	24,000	
Protestant Episcopal Church.....	9	9	3,771	5	1,062	1,994	7	1	7	280,800	
Reformed bodies:											
Reformed Church in the United States.....	5	5	1,990	4	939	847	5	5	5	144,500	
Roman Catholic Church.....	26	25	51,002	18	17,424	16,147	24	1	25	1,149,000	
Salvation Army.....	1	1	126	1	91	35	1	1	1	
Spiritualists:											
Spiritualists (National Spiritualists' Association).....	4	4	274	4	119	155	1	3	1	8,400	
Unitarians.....	1	1	282	1	138	144	1	1	1	35,000	
United Brethren bodies:											
Church of the United Brethren in Christ.....	8	8	2,055	8	874	1,181	8	8	8	110,200	
All other denominations.....	12	12	583	9	164	279	7	5	7	23,800	
TOPEKA, KANS.....	74	74	21,205	65	7,439	10,600	69	3	70	1,463,071	
Adventist bodies:											
Seventh-day Adventist Denomination.....	1	1	101	1	31	70	1	1	1	5,000	
Baptist bodies:											
Baptists—											
Northern Baptist Convention.....	6	6	1,693	6	648	1,045	6	6	6	99,600	
National Baptist Convention.....	7	7	1,267	7	425	842	7	8	7	33,500	
Churches of Christ.....	1	1	100	1	41	59	1	1	1	3,500	
Congregational Churches.....	4	4	1,609	4	635	974	4	4	4	96,000	
Disciples of Christ.....	5	5	1,593	4	374	516	5	5	4	427,000	
Evangelical Association.....	1	1	112	1	45	67	1	1	1	18,500	
German Evangelical Synod of North America.....	1	1	61	1	27	34	1	1	1	2,500	
Latter Day Saints:											
Reorganized Church of Jesus Christ of Latter Day Saints.....	1	1	60	1	30	30	1	1	1	1,500	
Lutheran bodies:											
General Synod of the Evangelical Lutheran Church in the United States of America.....	1	1	260	1	118	142	1	1	1	20,000	
General Council of the Evangelical Lutheran Church in North America.....	1	1	156	1	73	83	1	1	1	8,800	
Evangelical Lutheran Synodical Conference of America.....	1	1	368	1	168	200	1	1	1	11,000	
Methodist bodies:											
Methodist Episcopal Church.....	13	13	4,469	9	1,424	1,905	13	13	13	204,500	
Free Methodist Church of North America.....	1	1	57	1	17	40	1	1	1	2,000	
African Methodist Episcopal Church.....	2	2	577	2	234	243	2	2	2	31,400	
Colored Methodist Episcopal Church.....	1	1	235	1	80	155	1	1	1	10,000	
Pentecostal Church of the Nazarene.....	1	1	56	1	19	37	1	1	1	300	
Presbyterian bodies:											
Presbyterian Church in the United States of America.....	7	7	2,412	7	810	1,602	7	7	7	174,500	
United Presbyterian Church of North America.....	2	2	364	2	147	217	2	2	2	21,000	
Synod of the Reformed Presbyterian Church of North America.....	2	2	78	2	23	55	2	2	2	6,500	
Protestant Episcopal Church.....	3	3	791	1	28	50	3	3	3	160,451	
Roman Catholic Church.....	4	4	4,147	3	1,802	1,845	3	3	3	100,000	
Unitarians.....	1	1	65	1	25	40	1	1	1	7,500	
United Brethren bodies:											
Church of the United Brethren in Christ.....	2	2	485	2	181	304	2	2	2	18,000	
All other denominations.....	5	5	89	4	34	45	1	3	1	20	

GENERAL TABLES.

IN 1910, 25,000 INHABITANTS OR MORE, BY DENOMINATIONS: 1916—Continued.

DENOMINATION.	Total number of organizations.	DEBT ON CHURCH PROPERTY.		PARSONAGES.		EXPENDITURES FOR YEAR.		SUNDAY SCHOOLS CONDUCTED BY CHURCH ORGANIZATIONS.			
		Number of organizations reporting.	Amount of debt reported.	Number of organizations reporting.	Value of parsonages reported.	Number of organizations reporting.	Amount reported.	Number of organizations reporting.	Number of Sunday schools reported.	Number of officers and teachers.	Number of scholars.
TERRE HAUTE, IND.—Continued.											
Reformed bodies:											
Reformed Church in the United States.....	2	2	\$2,800	1	\$1,500	2	\$2,769	2	2	36	196
Roman Catholic Church.....	4	3	44,700	4	24,100	4	29,157	1	3	16	267
United Brethren bodies:											
Church of the United Brethren in Christ.....	5	3	16,800	1	4,000	5	9,925	5	5	108	1,871
United Evangelical Church.....	1	1	1,200	1	1,000	1	2,680	1	1	19	327
All other denominations.....	9	4	5,900	1	2,000	8	9,271	8	8	66	408
TOLEDO, OHIO.....	158	72	699,028	62	367,100	146	892,142	134	149	2,945	38,386
Adventist bodies:											
Seventh-day Adventist Denomination.....	1	1	1,200			1	2,145	1	1	16	95
Baptist bodies:											
Baptists—											
Northern Baptist Convention.....	11	4	28,428	2	7,000	10	75,278	10	13	289	3,031
National Baptist Convention.....	1	1	2,500			1	1,100	1	1	8	136
Christian and Missionary Alliance.....	2	1	550			2	3,570	2	2	26	238
Congregational Churches.....	6	2	21,400			6	48,209	6	6	243	2,737
Disciples of Christ.....	4	2	11,500			4	10,942	4	4	174	2,099
Eastern Orthodox Churches:											
Greek Orthodox Church (Hellenic).....	1					1	3,500				
Evangelical Association.....	3	2	16,500	3	7,000	3	10,074	3	3	80	907
Independent churches.....	3					3	1,194	3	3	15	171
Jewish congregations.....	4	3	61,700			4	19,210	3	4	26	600
Latter Day Saints:											
Church of Jesus Christ of Latter Day Saints.....	1					1	136	1	1	3	13
Lutheran bodies:											
General Synod of the Evangelical Lutheran Church in the United States of America.....	2	2	12,400			2	8,075	2	3	37	415
General Council of the Evangelical Lutheran Church in North America.....	8	5	37,500	2	8,500	8	32,323	8	9	206	2,041
Evangelical Lutheran Synodical Conference of America.....	5	2	1,900	3	12,200	2	26,577	3	4	49	448
Evangelical Lutheran Joint Synod of Ohio and Other States.....	3	1	30,000	3	42,500	2	20,325	3	5	89	1,861
Evangelical Lutheran Synod of Iowa and Other States.....	6	3	6,400	6	29,000	6	31,917	6	8	114	1,124
Methodist bodies:											
Methodist Episcopal Church.....	20	10	54,390	15	49,500	20	96,924	20	20	651	8,061
African Methodist Episcopal Church.....	1			1	10,000	1	4,506	1	1	24	215
Presbyterian bodies:											
Presbyterian Church in the United States of America.....	8	3	13,380	1	4,000	8	57,092	8	8	241	2,732
United Presbyterian Church of North America.....	2					2	4,053	2	2	34	301
Protestant Episcopal Church.....	9	2	2,350	4	36,000	9	51,999	8	8	131	1,661
Reformed bodies:											
Reformed Church in the United States.....	5	5	42,600	3	16,000	5	17,768	5	5	81	1,355
Roman Catholic Church.....	26	13	328,100	14	133,000	24	304,000	13	16	94	4,452
Salvation Army.....	1					1	9,623	1	1	10	100
Spiritualists:											
Spiritualists (National Spiritualists' Association).....	4					3	2,503	1	1	4	48
Unitarians.....	1					1	5,465	1	1	11	82
United Brethren bodies:											
Church of the United Brethren in Christ.....	8	6	19,330	3	10,000	8	35,381	8	9	205	2,594
All other denominations.....	12	4	6,900	2	2,400	8	8,248	10	10	84	869
TOPEKA, KANS.....	74	25	70,568	34	109,200	68	268,959	66	68	1,416	14,730
Adventist bodies:											
Seventh-day Adventist Denomination.....	1					1	2,546	1	1	14	89
Baptist bodies:											
Baptists—											
Northern Baptist Convention.....	6	2	1,000	2	4,700	6	20,547	6	7	138	1,288
National Baptist Convention.....	7	3	855	1	3,000	6	4,981	6	6	41	605
Churches of Christ.....	1					1	202	1	1	4	105
Congregational Churches.....	4			2	8,600	4	20,458	4	4	156	1,255
Disciples of Christ.....	5	4	1,900	1	2,000	4	5,741	5	5	111	1,375
Evangelical Association.....	1	1	13,437	1	3,000	1	2,615	1	1	13	106
German Evangelical Synod of North America.....	1					1	427	1	1	2	13
Latter Day Saints:											
Reorganized Church of Jesus Christ of Latter Day Saints.....	1					1	86	1	1	11	35
Lutheran bodies:											
General Synod of the Evangelical Lutheran Church in the United States of America.....	1	1	2,000			1	3,375	1	1	17	141
General Council of the Evangelical Lutheran Church in North America.....	1	1	575	1	7,000	1	3,373	1	1	12	100
Evangelical Lutheran Synodical Conference of America.....	1			1	4,500	1	3,006				
Methodist bodies:											
Methodist Episcopal Church.....	13	5	33,899	9	26,100	13	56,920	12	12	446	5,046
Free Methodist Church of North America.....	1			1	1,200	1	1,127	1	1	13	150
African Methodist Episcopal Church.....	2			2	2,100	2	3,360	2	2	29	224
Colored Methodist Episcopal Church.....	1	1	900	1	2,000	1	2,000	1	1	12	61
Pentecostal Church of the Nazarene.....	1	1	25			1	1,348	1	1	9	50
Presbyterian bodies:											
Presbyterian Church in the United States of America.....	7	5	5,977	4	12,000	7	38,211	7	8	224	2,278
United Presbyterian Church of North America.....	2			2	7,000	2	7,105	2	2	51	317
Synod of the Reformed Presbyterian Church of North America.....	2			1	3,500	2	2,052	2	2	22	124
Protestant Episcopal Church.....	3			2	6,000	3	38,330	3	3	24	203
Roman Catholic Church.....	4	1	10,000	2	13,500	3	40,630	3	3	13	550
Unitarians.....	1					1	1,368				
United Brethren bodies:											
Church of the United Brethren in Christ.....	2			1	3,000	2	4,544	2	2	37	455
All other denominations.....	5					2	4,697	2	2	17	160

RELIGIOUS BODIES.

TABLE 66.—STATISTICS OF RELIGIOUS BODIES IN EACH CITY HAVING,

DENOMINATION.	Total number of organizations.	MEMBERS.					PLACES OF WORSHIP.			VALUE OF CHURCH PROPERTY.	
		Number of organizations reporting.	Total number reported.	Sex.		Number of organizations reporting—		Number of church edifices reported.	Number of organizations reporting.	Value reported.	
				Number of organizations reporting.	Male.	Female.	Church edifices.				Halls, etc.
TRENTON, N. J.....	93	93	68,586	88	33,926	32,931	83	5	83	84	\$3,074,113
Adventist bodies:											
Seventh-day Adventist Denomination.....	1	1	135	1	35	100	1		1	1	4,500
Baptist bodies:											
Baptists—											
Northern Baptist Convention.....	8	8	4,344	8	1,707	2,637	8		8	8	271,000
National Baptist Convention.....	1	1	132	1	73	59	1		1	1	6,000
Eastern Orthodox Churches:											
Russian Orthodox Church.....	1	1	130	1	85	45	1		1	1	15,000
Friends:											
Religious Society of Friends (Hicksite).....	1	1	200	1	101	99	1		1	1	40,000
German Evangelical Synod of North America.....	1	1	250	1			1		1	1	22,000
Jewish congregations.....	4	4	1,450	3	595	705	3	1	3	3	60,000
Lutheran bodies:											
General Synod of the Evangelical Lutheran Church in the United States of America.....	4	4	1,025	4	471	554	4		4	4	51,600
General Council of the Evangelical Lutheran Church in North America.....	5	5	1,962	5	899	1,063	5		5	5	142,200
Evangelical Lutheran Synodical Conference of America.....	2	2	159	2	87	72	2		2	2	5,500
Methodist bodies:											
Methodist Episcopal Church.....	13	13	6,332	12	2,495	3,137	13		13	13	734,500
African Methodist Episcopal Church.....	1	1	189	1	70	119	1		1	1	25,000
African Methodist Episcopal Zion Church.....	1	1	185	1	61	124	1		1	1	10,000
Polish National Catholic Church of America.....	1	1	130	1	90	40	1		1	1	3,900
Presbyterian bodies:											
Presbyterian Church in the United States of America.....	11	11	6,230	11	2,481	3,749	11		11	11	648,000
Protestant Episcopal Church.....	10	10	3,391	8	1,250	1,512	9	1	9	9	261,500
Reformed bodies:											
Hungarian Reformed Church in America.....	1	1	327	1	300	27	1		1	1	15,000
Roman Catholic Church.....	16	16	41,483	16	22,778	18,705	15		15	15	737,838
Volunteers of America.....	2	2	221	2	210	11		1	1	1	
All other denominations.....	9	9	311	9	138	173	4	2	4	5	20,575
TROY, N. Y.....	73	73	50,912	66	21,288	27,799	69	3	73	68	2,924,200
Baptist bodies:											
Baptists—Northern Baptist Convention.....	5	5	1,727	5	540	1,187	5		6	5	181,500
Congregational Churches.....	1	1	95	1	54	41	1		1	1	20,000
Disciples of Christ.....	2	2	452	2	170	282	2		2	2	23,000
German Evangelical Synod of North America.....	1	1	116	1			1		1	1	20,000
Jewish congregations.....	3	3	1,130	3	655	475	3		3	3	11,200
Lutheran bodies:											
General Synod of the Evangelical Lutheran Church in the United States of America.....	2	2	577	2	213	364	2		2	2	30,500
General Council of the Evangelical Lutheran Church in North America.....	1	1	217	1	83	134	1		1	1	25,000
Norwegian Lutheran Church of America—Synod for the Norwegian Evangelical Lutheran Church of America.....	1	1	126	1	61	65	1		1	1	1,000
Danish Evangelical Lutheran Church in America.....	1	1	320	1	150	170	1		1	1	12,000
Methodist bodies:											
Methodist Episcopal Church.....	13	13	3,632	11	1,174	2,133	13		13	12	331,000
African Methodist Episcopal Zion Church.....	1	1	125	1	50	75	1		1	1	25,000
Presbyterian bodies:											
Presbyterian Church in the United States of America.....	12	12	3,684	11	1,235	2,399	12		12	12	560,000
United Presbyterian Church of North America.....	1	1	164	1	64	100	4		1	1	20,000
Protestant Episcopal Church.....	8	8	3,450	5	767	1,349	8		9	8	467,000
Roman Catholic Church.....	14	14	34,737	14	15,952	18,785	14		15	14	1,092,000
Salvation Army.....	1	1	112	1	52	60	1		1	1	30,000
All other denominations.....	6	6	248	6	68	180	2	3	3	2	70,000
UTICA, N. Y.....	61	61	55,803	52	24,298	27,273	58	1	64	57	2,124,300
Baptist bodies:											
Baptists—Northern Baptist Convention.....	6	6	2,411	3	447	745	6		6	6	268,000
Congregational Churches.....	2	2	1,020	2	375	645	2		2	2	101,000
Evangelical Association.....	1	1	100	1	39	61	1		1	1	6,000
Independent churches.....	2	2	546	2	294	252	2		2	2	11,000
Jewish congregations.....	2	2	300	2	225	75	2		3	2	19,000
Lutheran bodies:											
General Synod of the Evangelical Lutheran Church in the United States of America.....	1	1	164	1	76	88	1		1	1	11,500
General Council of the Evangelical Lutheran Church in North America.....	3	3	1,287	2	520	367	3		3	3	77,000
Evangelical Lutheran Synodical Conference of America.....	1	1	250	1	100	150	1		1	1	18,000
Methodist bodies:											
Methodist Episcopal Church.....	7	7	1,948	5	688	824	7		8	6	118,200
Moravian bodies:											
Moravian Church (Unitas Fratrum).....	2	2	478	2	158	320	2		3	2	37,500
Presbyterian bodies:											
Presbyterian Church in the United States of America.....	5	5	3,270	4	910	1,310	5		5	5	318,900
Welsh Calvinistic Methodist Church.....	2	2	649	2	295	354	2		2	2	42,000
Protestant Episcopal Church.....	7	7	2,727	5	526	1,074	7		10	7	307,000
Reformed bodies:											
Reformed Church in America.....	1	1	300	1	100	200	1		1	1	60,000
Roman Catholic Church.....	13	13	40,024	13	19,440	20,584	13		13	13	642,200
Universalists.....	1	1	156	1	46	110	1		1	1	50,000
All other denominations.....	5	5	173	5	59	114	2	1	2	2	37,000

GENERAL TABLES.

IN 1910, 25,000 INHABITANTS OR MORE, BY DENOMINATIONS: 1916—Continued.

DENOMINATION.	Total number of organizations.	DEBT ON CHURCH PROPERTY.		PARSONAGES.		EXPENDITURES FOR YEAR.		SUNDAY SCHOOLS CONDUCTED BY CHURCH ORGANIZATIONS.			
		Number of organizations reporting.	Amount of debt reported.	Number of organizations reporting.	Value of parsonages reported.	Number of organizations reporting.	Amount reported.	Number of organizations reporting.	Number of Sunday schools reported.	Number of officers and teachers.	Number of scholars
TRENTON, N. J.....	93	57	\$501,306	41	\$327,200	89	\$584,541	80	89	1,849	25,279
Adventist bodies:											
Seventh-day Adventist Denomination.....	1	1	2,000			1	4,000	1	1	35	160
Baptist bodies:											
Baptists—											
Northern Baptist Convention.....	8	5	34,300	4	28,000	8	52,672	8	8	331	3,268
National Baptist Convention.....	1	1	800			1	2,000	1	1	10	96
Eastern Orthodox Churches:											
Russian Orthodox Church.....	1	1	13,000	1	4,000	1	3,709				
Friends:											
Religious Society of Friends (Hicksite).....	1					1	1,400	1	1	15	105
German Evangelical Synod of North America.....	1	1	12,000	1	8,000	1	4,450	1	1	14	115
Jewish congregations.....	4	3	14,000			3	10,000	3	3	15	238
Lutheran bodies:											
General Synod of the Evangelical Lutheran Church in the United States of America.....	4	4	22,400	2	8,000	4	14,762	4	4	72	847
General Council of the Evangelical Lutheran Church in North America.....	5	5	23,800	2	10,000	5	17,399	5	6	85	861
Evangelical Lutheran Synodical Conference of America.....	2	2	3,600			2	710	2	2	7	51
Methodist bodies:											
Methodist Episcopal Church.....	13	10	85,476	10	70,700	13	84,297	13	13	405	5,461
African Methodist Episcopal Church.....	1	1	4,300	1	5,000	1	4,015	1	1	12	60
African Methodist Episcopal Zion Church.....	1	1	600			1	2,000	1	1	11	105
Polish National Catholic Church of America.....	1	1	3,300								
Presbyterian bodies:											
Presbyterian Church in the United States of America.....	11	3	17,000	4	64,000	11	83,233	11	12	476	5,757
Protestant Episcopal Church.....	10	4	13,550	4	32,000	10	78,371	10	10	157	1,635
Reformed bodies:											
Hungarian Reformed Church in America.....	1	1	6,000	1	8,000	1	10,870	1	1	1	126
Roman Catholic Church.....	16	12	244,680	11	89,500	16	202,232	12	19	178	6,260
Volunteers of America.....	2					1	969				
All other denominations.....	9	1	500			8	7,452	5	5	25	134
TROY, N. Y.....	73	27	270,355	40	357,000	72	517,452	65	69	1,205	12,751
Baptist bodies:											
Baptists—Northern Baptist Convention.....	5	2	15,085	2	10,500	5	30,875	5	6	137	1,157
Congregational Churches.....	2	1	3,000			1	1,700	1	1	10	135
Disciples of Christ.....	1					2	5,681	2	2	37	260
German Evangelical Synod of North America.....	1	1	1,500			1	6,289	1	1	9	80
Jewish congregations.....	3	3	28,000			3	9,080	3	5	30	480
Lutheran bodies:											
General Synod of the Evangelical Lutheran Church in the United States of America.....	2			1	3,000	2	4,163	2	2	38	320
General Council of the Evangelical Lutheran Church in North America.....	1					1	1,650	1	2	25	110
Norwegian Lutheran Church of America—Synod for the Norwegian Evangelical Lutheran Church of America.....	1			1	2,000	1	920	1	1	12	68
Danish Evangelical Lutheran Church in America.....	1	1	3,400	1	4,000	1	1,450	1	1	4	80
Methodist bodies:											
Methodist Episcopal Church.....	13	3	15,800	10	54,500	13	61,374	12	12	338	3,324
African Methodist Episcopal Zion Church.....	1					1	1,649	1	1	14	75
Presbyterian bodies:											
Presbyterian Church in the United States of America.....	12	5	15,320	6	31,500	12	104,385	11	11	274	2,374
United Presbyterian Church of North America.....	1			1	3,500	1	3,550	1	1	11	113
Protestant Episcopal Church.....	8			6	80,000	8	71,700	7	7	108	772
Roman Catholic Church.....	14	9	172,250	12	168,000	14	193,738	11	11	104	3,091
Salvation Army.....	1	1	15,000			1	7,870	1	1	14	106
All other denominations.....	6	1	1,000			5	11,378	4	4	40	206
UTICA, N. Y.....	61	26	237,060	31	273,200	60	420,410	53	58	1,074	13,062
Baptist bodies:											
Baptists—Northern Baptist Convention.....	6	2	11,200	2	7,000	6	32,673	6	6	215	1,643
Congregational Churches.....	2	1	9,500			2	11,164	2	2	68	753
Evangelical Association.....	1			1	2,000	1	1,805	1	1	11	121
Independent churches.....	2					2	8,025	2	2	33	220
Jewish congregations.....	2	2	13,000			2	3,200				
Lutheran bodies:											
General Synod of the Evangelical Lutheran Church in the United States of America.....	1	1	2,800			1	1,598	1	1	14	76
General Council of the Evangelical Lutheran Church in North America.....	3	1	400	1	5,000	3	10,314	3	3	57	574
Evangelical Lutheran Synodical Conference of America.....	1	1	6,000	1	4,000	1	2,200	1	2	18	115
Methodist bodies:											
Methodist Episcopal Church.....	7	4	31,925	4	19,500	7	29,444	6	7	142	1,562
Moravian bodies:											
Moravian Church (Unitas Fratrum).....	2	1	9,000	2	10,500	2	13,410	2	2	31	250
Presbyterian bodies:											
Presbyterian Church in the United States of America.....	5			3	17,100	5	54,968	5	5	152	1,723
Weish Calvinistic Methodist Church.....	2			1	5,000	2	4,506	2	2	42	250
Protestant Episcopal Church.....	7	2	11,800	5	82,000	7	49,427	7	10	146	1,227
Reformed bodies:											
Reformed Church in America.....	1					1	5,050	1	1	10	100
Roman Catholic Church.....	13	9	114,800	10	117,600	13	181,108	9	9	100	4,230
Universalists.....	1	1	6,635			1	4,135	1	1	8	80
All other denominations.....	5	1	20,000	1	3,500	4	7,383	4	4	27	138

RELIGIOUS BODIES.

TABLE 66.—STATISTICS OF RELIGIOUS BODIES IN EACH CITY HAVING,

DENOMINATION.	Total number of organizations.	MEMBERS.					PLACES OF WORSHIP.			VALUE OF CHURCH PROPERTY.	
		Number of organizations reporting.	Total number reported.	Sex.		Number of organizations reporting—		Number of church edifices reported.	Number of organizations reporting.	Value reported.	
				Male.	Female.	Church edifices.	Halls, etc.				
WACO, TEX.	62	62	18,193	53	6,537	10,119	58	2	61	58	\$357,000
Adventist bodies:											
Seventh-day Adventist Denomination	2	2	52	2	10	42	1		1	1	400
Baptist bodies:											
Baptists—											
Southern Baptist Convention	12	12	5,141	6	1,696	2,725	12		13	12	259,200
National Baptist Convention	8	8	2,065	8	765	1,300	8		8	8	24,250
Churches of Christ	1	1	150	1	60	90	1		1	1	5,000
Churches of the Living God:											
Church of the Living God	1	1	72	1	11	61	1		1	1	1,200
Church of the Living God, General Assembly	1	1	70	1	28	42	1		1	1	1,000
Disciples of Christ	3	3	712	3	239	473	3		3	3	54,500
German Evangelical Synod of North America	1	1	115	1	59	56	1		1	1	12,000
Jewish congregations	2	2	850	2	445	405	2		2	2	45,000
Lutheran bodies:											
Norwegian Lutheran Church of America—											
Synod for the Norwegian Evangelical Lutheran Church of America	1	1	140	1	68	81	1		1	1	2,000
Methodist bodies:											
Methodist Episcopal Church	6	6	815	6	246	569	6		6	6	46,900
Methodist Episcopal Church, South	0	6	3,264	6	1,249	2,015	6		7	6	131,000
African Methodist Episcopal Church	4	4	653	4	190	463	4		4	4	38,600
Colored Methodist Episcopal Church	1	1	51	1	16	35	1		1	1	4,000
Pentecostal Church of the Nazarene	1	1	81				1		1	1	1,500
Presbyterian bodies:											
Presbyterian Church in the United States of America	1	1	337	1	139	198	1		1	1	18,500
Colored Cumberland Presbyterian Church	2	2	72	2	29	43	2		2	2	950
Presbyterian Church in the United States	3	3	883	2	350	490	3		4	3	105,500
Protestant Episcopal Church	1	1	693				1		1	1	40,000
Roman Catholic Church	1	1	1,828	1	888	940	1		1	1	60,000
All other denominations	4	4	140	4	49	91	1	2	1	1	5,500
WALTHAM, MASS.	17	17	15,572	16	6,349	9,037	16	1	17	16	697,675
Baptist bodies:											
Baptists—Northern Baptist Convention	2	2	1,141	2	363	778	2		2	2	123,000
Churches of the New Jerusalem:											
General Convention of the New Jerusalem in the United States of America	1	1	50	1	10	40	1		1	1	20,000
Congregational Churches	2	2	682	2	207	475	2		2	2	58,000
Lutheran bodies:											
General Council of the Evangelical Lutheran Church in North America	1	1	186				1		1	1	6,675
Methodist bodies:											
Methodist Episcopal Church	2	2	1,150	2	413	737	2		2	2	100,000
Presbyterian bodies:											
Presbyterian Church in the United States of America	1	1	151	1	45	106	1		1	1	8,000
Protestant Episcopal Church	2	2	729	2	219	510	2		3	2	81,000
Roman Catholic Church	3	3	10,953	3	4,916	6,037	3		3	3	219,000
Salvation Army	1	1	30	1	15	15		1			
Unitarians	1	1	380	1	137	243	1		1	1	60,000
Universalists	1	1	120	1	24	96	1		1	1	22,000
WASHINGTON, D. C.	349	348	164,413	308	58,755	88,661	307	38	309	313	13,937,158
Adventist bodies:											
Seventh-day Adventist Denomination	6	6	1,006	6	330	676	4	2	4	4	57,402
Bahais	1	1	125	1	33	92		1			
Baptist bodies:											
Baptists—											
Northern Baptist Convention	17	17	9,667	17	3,498	6,169	17		18	16	967,900
Southern Baptist Convention	5	5	2,767	5	1,153	1,614	5		6	5	166,600
National Baptist Convention	60	60	27,544	60	9,773	17,771	57	3	57	60	1,361,074
Brethren, German Baptist (Dunkers):											
Church of the Brethren (Conservative Dunkers)	1	1	200	1	80	120	1		1	1	12,000
The Brethren Church (Progressive Dunkers)	1	1	100	1	40	60	1		1	1	8,000
Churches of the New Jerusalem:											
General Convention of the New Jerusalem in the United States of America	1	1	100	1	34	66	1		1	1	125,000
Congregational Churches	6	6	3,255	6	1,237	2,018	6		6	6	606,000
Disciples of Christ	8	8	3,038	8	1,165	1,873	7	1	7	7	187,500
Eastern Orthodox Churches:											
Greek Orthodox Church (Hellenic)	1	1	1,300	1	900	400	1		1	1	11,000
Friends:											
Religious Society of Friends (Hicksite)	1	1	91	1	52	39	1		1	1	28,000
German Evangelical Synod of North America	1	1	480	1	185	295	1		1	1	45,000
Independent churches	2	2	197	2	93	104		1			
Jewish congregations	10	10	3,225	3	500	400	6	4	6	4	157,000
Latter Day Saints:											
Church of Jesus Christ of Latter Day Saints	1	1	84	1	50	34		1			
Lutheran bodies:											
General Synod of the Evangelical Lutheran Church in the United States of America	11	11	3,050	10	1,178	1,756	11		11	11	645,000
General Council of the Evangelical Lutheran Church in North America	1	1	366	1	121	245	1		1	1	30,000
Evangelical Lutheran Synodical Conference of America	2	2	532	2	223	359	2		2	2	53,000
Evangelical Lutheran Joint Synod of Ohio and Other States	2	2	560	2	262	298	2		2	2	42,500

GENERAL TABLES.

513

IN 1910, 25,000 INHABITANTS OR MORE, BY DENOMINATIONS: 1916—Continued.

DENOMINATION.	Total number of organizations.	DEBT ON CHURCH PROPERTY.		PARSONAGES.		EXPENDITURES FOR YEAR.		SUNDAY SCHOOLS CONDUCTED BY CHURCH ORGANIZATIONS.			
		Number of organizations reporting.	Amount of debt reported.	Number of organizations reporting.	Value of parsonages reported.	Number of organizations reporting.	Amount reported.	Number of organizations reporting.	Number of Sunday schools reported.	Number of officers and teachers.	Number of scholars.
WACO, TEX.	62	23	\$55,006	30	\$128,950	58	\$211,512	61	69	983	10,808
Adventist bodies:											
Seventh-day Adventist Denomination	2					1	59	2	2	14	56
Baptist bodies:											
Baptists—											
Southern Baptist Convention	12	4	8,300	9	11,000	12	75,275	12	14	338	3,409
National Baptist Convention	8	4	3,381			8	8,379	8	8	69	798
Churches of Christ	1							1	1	8	125
Churches of the Living God:											
Church of the Living God	1					1	100	1	1	5	11
Church of the Living God, General Assembly	3					1	939	1	1	8	27
Disciples of Christ	3	3	6,076			3	6,907	3	3	58	518
German Evangelical Synod of North America	1	1	2,000	1	2,500	1	1,298	1	1	6	44
Jewish congregations	2	2	12,500			2	7,350	2	3	9	185
Lutheran bodies:											
Norwegian Lutheran Church of America—											
Synod for the Norwegian Evangelical Lutheran Church of America	1			1	1,500	1	1,800	1	1	8	54
Methodist bodies:											
Methodist Episcopal Church	6	2	870	5	9,450	6	9,130	6	6	53	438
Methodist Episcopal Church, South	6	2	1,900	6	48,500	6	39,118	6	7	191	2,706
African Methodist Episcopal Church	4	1	9,478	2	2,500	4	4,814	4	4	41	320
Colored Methodist Episcopal Church	1			1	1,000	1	421	1	1	5	37
Pentecostal Church of the Nazarene	1	1	250			1	209	1	1	16	77
Presbyterian bodies:											
Presbyterian Church in the United States of America	1			1	1,500	1	3,600	1	1	36	330
Colored Cumberland Presbyterian Church	2					2	387	2	2	13	117
Presbyterian Church in the United States	3			2	12,000	3	16,375	3	7	69	990
Protestant Episcopal Church	1	1	4,000	1	10,000	1	21,898	1	1	21	200
Roman Catholic Church	1	1	2,500	1	27,000	1	10,301	1	1	5	250
All other denominations	4	1	3,750			2	3,152	3	3	10	116
WALTHAM, MASS.	17	5	94,855	5	56,500	16	107,084	16	16	356	4,522
Baptist bodies:											
Baptists—Northern Baptist Convention	2	1	4,100			2	13,150	2	2	82	1,150
Churches of the New Jerusalem:											
General Convention of the New Jerusalem in the United States of America	1					1	750	1	1	4	35
Congregational Churches	2			1	11,000	2	9,335	2	2	54	549
Lutheran bodies:											
General Council of the Evangelical Lutheran Church in North America	1					1	1,454	1	1	10	80
Methodist bodies:											
Methodist Episcopal Church	2	1	9,000			2	14,325	2	2	101	1,230
Presbyterian bodies:											
Presbyterian Church in the United States of America	1					1	2,650	1	1	15	90
Protestant Episcopal Church	2			1	7,500	2	8,487	2	2	28	232
Roman Catholic Church	3	1	75,000	2	33,800	2	46,146	2	2	18	918
Salvation Army	1					1	1,184	1	1	2	9
Unitarians	1	1	1,600			1	5,612	1	1	16	84
Universalists	1	1	5,155	1	4,200	1	3,991	1	1	26	145
WASHINGTON, D. C.	349	181	2,090,359	96	840,842	332	1,993,344	322	338	6,763	75,094
Adventist bodies:											
Seventh-day Adventist Denomination	6	1	6,500	1	3,000	3	22,613	6	6	110	803
Bahais	1					1	1,000	1	1	2	25
Baptist bodies:											
Baptists—											
Northern Baptist Convention	17	10	109,082	2	8,000	17	130,498	17	17	712	8,320
Southern Baptist Convention	5	2	22,000			5	33,489	5	6	146	2,866
National Baptist Convention	60	41	259,739	3	16,500	58	121,226	60	60	696	7,668
Brethren, German Baptist (Dunkers):											
Church of the Brethren (Conservative Dunkers)	1			1	6,000	1	2,000	1	1	9	200
The Brethren Church (Progressive Dunkers)	1	1	2,500			1	1,000	1	1	18	180
Churches of the New Jerusalem:											
General Convention of the New Jerusalem in the United States of America	1					1	4,940	1	1	8	50
Congregational Churches	6	4	44,600	1	4,000	6	44,510	6	6	176	1,682
Disciples of Christ	8	5	46,250			7	29,696	8	8	235	2,714
Eastern Orthodox Churches:											
Greek Orthodox Church (Hellenic)	1	1	6,000			1	3,600	1	1	1	80
Friends:											
Religious Society of Friends (Hicksite)	1					1	625	1	1	10	56
German Evangelical Synod of North America	2	1	500	1	7,000	1	4,900	1	1	22	225
Independent churches	2					2	1,763				
Jewish congregations	10	4	59,000			7	29,885	2	2	14	535
Latter Day Saints:											
Church of Jesus Christ of Latter Day Saints	1										
Lutheran bodies:											
General Synod of the Evangelical Lutheran Church in the United States of America	11	8	48,200	3	40,000	11	60,407	11	11	260	2,733
General Council of the Evangelical Lutheran Church in North America	1	1	10,000			1	3,820	1	1	15	200
Evangelical Lutheran Synodical Conference of America	2	1	6,500	2	13,000	2	5,513	2	2	35	288
Evangelical Lutheran Joint Synod of Ohio and Other States	2	1	8,000			2	6,607	2	2	28	257

RELIGIOUS BODIES.

TABLE 66.—STATISTICS OF RELIGIOUS BODIES IN EACH CITY HAVING,

DENOMINATION.	Total number of organizations.	MEMBERS.					PLACES OF WORSHIP.			VALUE OF CHURCH PROPERTY.	
		Number of organizations reporting.	Total number reported.	Sex.		Number of organizations reporting—		Number of church edifices reported.	Number of organizations reporting.	Value reported.	
				Number of organizations reporting.	Male.	Female.	Church edifices.				Halls, etc.
WASHINGTON, D. C.—Continued.											
Methodist bodies:											
Methodist Episcopal Church.....	40	40	13,085	35	4,453	7,555	39	1	39	\$1,443,000	
Methodist Protestant Church.....	6	6	1,486	6	538	948	6		6	214,500	
Methodist Episcopal Church, South.....	7	7	2,666	7	1,021	1,645	7		7	216,500	
African Methodist Episcopal Church.....	9	9	2,353	9	912	1,441	9		9	192,300	
African Methodist Episcopal Zion Church.....	7	7	2,732	7	953	1,779	6	1	6	293,500	
Colored Methodist Protestant Church.....	4	4	325	4	103	222	2	2	4	14,123	
African Union Methodist Protestant Church.....	2	2	85	2	21	64	1		1	2,000	
Colored Methodist Episcopal Church.....	4	4	840	4	289	551	4		4	179,500	
Presbyterian bodies:											
Presbyterian Church in the United States of America.....	21	21	9,338	20	2,812	4,992	21		21	1,334,000	
United Presbyterian Church of North America.....	1	1	214	1	83	131	1		1	47,000	
Presbyterian Church in the United States.....	2	2	597	2	205	392	2		2	77,000	
Protestant Episcopal Church.....	51	51	18,295	34	5,093	8,618	40	1	49	3,356,272	
Reformed bodies:											
Reformed Church in the United States.....	2	2	705	1	152	228	2		2	94,000	
Roman Catholic Church.....	29	28	51,421	23	20,271	24,300	27	2	27	1,677,677	
Salvation Army.....	2	2	84	2	39	45		2			
Spiritualists:											
Spiritualists (National Spiritualists' Association).....	2	2	254	2	96	158		2		50	
Theosophical societies:											
Theosophical Society, American Section.....	1	1	131					1			
Unitarians.....	1	1	1,056	1	413	643	1		1	125,000	
United Brethren bodies:											
Church of the United Brethren in Christ.....	1	1	393	1	193	200	1		1	75,000	
Universalists.....	1	1	170	1	49	121	1		1	50,000	
All other denominations.....	18	18	446	16	152	239	4	13	4	42,700	
WATERBURY, CONN.....	42	42	55,846	39	18,055	19,141	37	5	39	1,828,726	
Adventist bodies:											
Advent Christian Church.....	1	1	135	1	51	84	1		1	12,000	
Baptist bodies:											
Baptists—Northern Baptist Convention.....	4	4	970	4	346	624	4		4	136,000	
Congregational Churches.....	5	5	2,457	5	959	1,498	5		5	292,500	
Eastern Orthodox Churches:											
Russian Orthodox Church.....	1	1	1,050	1	780	270	1		1	11,000	
Jewish congregations.....	4	4	850	2	160	40	3	1	3	40,000	
Lutheran bodies:											
General Council of the Evangelical Lutheran Church in North America.....	2	2	446	2	239	207	2		2	42,926	
Methodist bodies:											
Methodist Episcopal Church.....	4	4	1,668	4	722	946	3	1	3	79,000	
African Methodist Episcopal Zion Church.....	1	1	116	1	38	78	1		1	25,000	
Protestant Episcopal Church.....	4	4	2,766	4	1,124	1,642	4		4	307,000	
Roman Catholic Church.....	11	11	45,201	10	13,551	13,650	11		12	852,300	
All other denominations.....	5	5	187	5	85	102	2	3	2	31,000	
WATERLOO, IOWA.....	41	41	14,060	39	5,476	7,507	36	4	37	1,031,500	
Baptist bodies:											
Baptists—Northern Baptist Convention.....	2	2	1,472	2	481	991	2		2	125,000	
Brethren, German Baptist (Dunkers):											
Church of the Brethren (Conservative Dunkers).....	1	1	509	1	240	269	1		2	40,000	
The Brethren Church (Progressive Dunkers).....	1	1	385	1	182	203	1		1	35,500	
Congregational Churches.....	3	3	605	3	211	394	3		3	113,000	
Disciples of Christ.....	1	1	365	1	135	230	1		1	12,000	
Eastern Orthodox Churches:											
Greek Orthodox Church (Hellenic).....	1	1	175				1		1	5,000	
Evangelical Association.....	2	2	516	2	233	283	2		2	30,000	
Latter Day Saints:											
Church of Jesus Christ of Latter Day Saints.....	1	1	57	1	28	29		1			
Lutheran bodies:											
General Synod of the Evangelical Lutheran Church in the United States of America.....	1	1	73	1	30	43	1		1	6,000	
Evangelical Lutheran Synodical Conference of America.....	1	1	322	1	151	171	1		1	24,500	
Evangelical Lutheran Synod of Iowa and Other States.....	1	1	741	1	315	426	1		1	25,000	
Danish Evangelical Lutheran Church in America.....	1	1	200	1	100	100	1		1	8,000	
Methodist bodies:											
Methodist Episcopal Church.....	4	4	2,278	4	972	1,306	4		4	209,000	
African Methodist Episcopal Church.....	1	1	75	1	30	45	1		1	3,000	
Presbyterian bodies:											
Presbyterian Church in the United States of America.....	4	4	1,273	4	481	792	4		4	78,000	
United Presbyterian Church of North America.....	1	1	239	1	97	142	1		1	14,000	
Protestant Episcopal Church.....	2	2	306	2	175	131	2		2	29,000	
Roman Catholic Church.....	3	3	3,837	2	1,357	1,578	3		3	190,000	
Salvation Army.....	1	1	79	1	39	40					
United Brethren bodies:											
Church of the United Brethren in Christ.....	1	1	196	1	85	111	1		1	25,500	
United Evangelical Church.....	1	1	140	1	42	98	1		1	10,000	
Universalists.....	1	1	50	1	16	34	1		1	38,000	
All other denominations.....	6	6	167	6	76	91	3	3	3	11,000	

GENERAL TABLES.

515

IN 1910, 25,000 INHABITANTS OR MORE, BY DENOMINATIONS: 1916—Continued.

DENOMINATION.	Total number of organizations.	DEBT ON CHURCH PROPERTY.		PARSONAGES.		EXPENDITURES FOR YEAR.		SUNDAY SCHOOLS CONDUCTED BY CHURCH ORGANIZATIONS.			
		Number of organizations reporting.	Amount of debt reported.	Number of organizations reporting.	Value of parsonages reported.	Number of organizations reporting.	Amount reported.	Number of organizations reporting.	Number of Sunday schools reported.	Number of officers and teachers.	Number of scholars.
WASHINGTON, D. C.—Continued.											
Methodist bodies:											
Methodist Episcopal Church.....	40	22	\$211,166	25	\$145,900	40	\$273,972	40	41	1,043	12,938
Methodist Protestant Church.....	6	6	31,500	3	22,000	6	22,105	6	6	176	1,748
Methodist Episcopal Church, South.....	7	5	29,900	2	9,500	7	55,013	7	7	183	2,485
African Methodist Episcopal Church.....	9	6	25,737	4	7,400	9	19,089	9	9	105	1,101
African Methodist Episcopal Zion Church.....	7	6	74,400	2	6,500	7	27,949	7	7	93	936
Colored Methodist Protestant Church.....	4	1	101	1	1,000	4	2,026	3	3	16	106
African Union Methodist Protestant Church.....	2					2	1,900	2	2	10	100
Colored Methodist Episcopal Church.....	4	3	18,000			4	8,450	4	4	43	445
Presbyterian bodies:											
Presbyterian Church in the United States of America.....	21	6	29,440	5	37,500	21	174,830	21	24	712	6,028
United Presbyterian Church of North America.....	1	1	1,100			1	6,045	1	1	7	426
Presbyterian Church in the United States.....	2	1	25,000	1	9,500	2	23,356	2	2	42	376
Protestant Episcopal Church.....	51	23	508,086	17	200,542	49	519,928	47	52	823	7,616
Reformed bodies:											
Reformed Church in the United States.....	2	1	6,000	1	7,500	2	8,342	2	3	58	566
Roman Catholic Church.....	29	15	441,133	21	296,000	27	302,782	29	34	825	9,999
Salvation Army.....	2					2	6,866	2	2	14	115
Spiritualists:											
Spiritualists (National Spiritualists' Association).....	2					2	1,440	1	1	1	52
Theosophical societies:											
Theosophical Society, American Section.....	1										
Unitarians.....	1	1	35,000			1	12,050	1	1	17	120
United Brethren bodies:											
Church of the United Brethren in Christ.....	1	1	22,000			1	9,097	1	1	47	595
Universalists.....	1					1	3,368	1	1	10	45
All other denominations.....	18	2	2,925			16	6,644	9	9	43	415
WATERBURY, CONN.....	42	21	294,850	25	363,400	36	293,646	33	34	832	9,800
Adventist bodies:											
Advent Christian Church.....	1			1	3,000	1	2,197	1	1	18	127
Baptist bodies:											
Baptists—Northern Baptist Convention.....	4			1	3,000	4	17,471	4	4	96	636
Congregational Churches:											
Eastern Orthodox Churches:	5	2	4,300	3	42,000	5	49,191	5	5	175	1,468
Russian Orthodox Church.....	1	1	3,000	1	4,000	1	5,500	1	1	1	47
Jewish congregations:											
1.....	4	1	8,000			1	2,000				
Lutheran bodies:											
General Council of the Evangelical Lutheran Church in North America.....	2	1	15,000	2	12,000	2	24,017	2	2	38	361
Methodist bodies:											
Methodist Episcopal Church.....	4	3	4,300	3	17,500	4	14,862	4	4	202	1,769
African Methodist Episcopal Zion Church.....	1	1	6,550	1	3,000	1	3,840	1	1	15	155
Protestant Episcopal Church.....	4			3	83,700	4	30,836	4	4	109	980
Roman Catholic Church.....	11	10	242,700	10	195,200	11	131,619	8	9	164	4,126
All other denominations.....	5	2	11,000			2	12,113	3	3	14	81
WATERLOO, IOWA.....	41	20	131,445	19	106,800	41	181,050	39	43	859	10,570
Baptist bodies:											
Baptists—Northern Baptist Convention.....	2	1	1,350			2	18,657	2	3	159	1,314
Brethren, German Baptist (Dunkers):											
Church of the Brethren (Conservative Dunkers).....	1					1	6,612	1	2	42	580
The Brethren Church (Progressive Dunkers).....	1					1	3,416	1	1	40	503
Congregational Churches:											
Disciples of Christ.....	3	1	4,800			3	10,459	3	3	63	560
Eastern Orthodox Churches:	1	1	3,500			1	3,500	1	1	15	175
Greek Orthodox Church (Hellenic).....	1	1	2,500			1	2,686				
Evangelical Association:											
2.....	2			2	8,800	2	7,581	2	2	37	840
Latter Day Saints:											
Church of Jesus Christ of Latter Day Saints.....	1					1	206	1	1	4	30
Lutheran bodies:											
General Synod of the Evangelical Lutheran Church in the United States of America.....	1	1	2,500			1	583	1	1	8	80
Evangelical Lutheran Synodical Conference of America.....	1			1	3,500	1	3,957				
Evangelical Lutheran Synod of Iowa and Other States.....	1			1	5,000	1	3,700	1	1	22	124
Danish Evangelical Lutheran Church in America.....	1	1	4,200			1	807	1	1	4	45
Methodist bodies:											
Methodist Episcopal Church.....	4	3	35,600	4	22,000	4	32,327	4	4	153	2,759
African Methodist Episcopal Church.....	1	1	462			1	944	1	1	10	35
Presbyterian bodies:											
Presbyterian Church in the United States of America.....	4			2	9,500	4	19,105	4	6	133	1,196
United Presbyterian Church of North America.....	1			1	5,000	1	4,924	1	1	18	213
Protestant Episcopal Church.....	2	1	4,000			2	8,315	2	2	16	146
Roman Catholic Church.....	3	3	49,000	3	35,000	3	36,500	3	3	33	879
Salvation Army.....	1					1	3,405	1	1	11	175
United Brethren bodies:											
Church of the United Brethren in Christ.....	1	1	14,025	1	5,000	1	4,800	1	1	24	327
United Evangelical Church.....	1	1	1,500	1	2,000	1	1,275	1	1	9	150
Universalists.....	1	1	6,200	1	4,500	1	4,000	1	1	27	165
All other denominations.....	6	3	1,808	1	2,500	6	3,291	6	6	31	274

RELIGIOUS BODIES.

TABLE 66.—STATISTICS OF RELIGIOUS BODIES IN EACH CITY HAVING,

DENOMINATION.	MEMBERS.						PLACES OF WORSHIP.			VALUE OF CHURCH PROPERTY.	
	Total number of organizations.	Number of organizations reporting.	Total number reported.	Sex.		Number of organizations reporting—		Number of church edifices re-reported.	Number of organizations re-reporting.	Value reported.	
				Number of organizations reporting.	Male.	Female.	Church edifices.				Halls, etc.
WATERTOWN, N. Y.	24	24	16,295	21	5,297	6,757	23	24	22	\$1,105,300	
Baptist bodies:											
Baptists—Northern Baptist Convention.....	1	1	690	1	257	433	1	1	1	65,000	
Congregational Churches.....	2	2	535	2	211	324	2	2	2	52,500	
Disciples of Christ.....	1	1	100	1	34	66	1	1	1	10,000	
Jewish congregations.....	1	1	200	1	150	50	1	1	1	
Lutheran bodies:											
General Council of the Evangelical Lutheran Church in North America.....	1	1	200	1	125	75	1	1	1	17,000	
Methodist bodies:											
Methodist Episcopal Church.....	3	3	1,833	2	408	523	3	3	3	227,000	
Free Methodist Church of North America.....	1	1	71	1	35	36	1	1	1	3,000	
African Methodist Episcopal Zion Church.....	1	1	60	1	15	45	1	1	1	3,000	
Presbyterian bodies:											
Presbyterian Church in the United States of America.....	3	3	1,730	3	573	1,157	3	3	3	122,000	
Protestant Episcopal Church.....	3	3	2,230	2	260	436	3	3	3	200,300	
Roman Catholic Church.....	4	4	8,200	3	3,075	3,325	3	4	3	270,000	
Universals.....	1	1	377	1	134	243	1	1	1	100,000	
All other denominations.....	2	2	64	2	20	44	2	2	2	35,500	
WEST HOBOKEN, N. J.	15	15	27,015	12	8,132	7,606	12	13	12	744,000	
Armenian Church.....	1	1	1,500	1	800	700	1	1	1	11,000	
Baptist bodies:											
Baptists—Northern Baptist Convention.....	2	2	299	2	131	168	2	2	2	56,000	
Evangelistic associations:											
Apostolic Christian Church.....	1	1	55	1	17	38	1	1	1	8,000	
Jacobite Church (Assyrian).....	1	1	90	1	45	45	1	1	1	
Lutheran bodies:											
Evangelical Lutheran Synodical Conference of America.....	1	1	534	1	231	303	1	1	1	17,000	
Methodist bodies:											
Methodist Episcopal Church.....	1	1	152	1	62	90	1	1	1	17,000	
Presbyterian bodies:											
Presbyterian Church in the United States of America.....	1	1	455	1	75	121	1	1	1	12,000	
United Presbyterian Church of North America.....	1	1	196	1	75	121	1	1	1	
Protestant Episcopal Church.....	1	1	822	1	
Reformed bodies:											
Reformed Church in America.....	2	2	692	2	231	461	2	3	2	53,000	
Roman Catholic Church.....	3	3	22,220	2	6,540	5,680	3	3	3	570,000	
WHEELING, W. VA.	50	50	27,599	45	10,293	12,279	45	5	47	1,766,100	
Baptist bodies:											
Baptists—Northern Baptist Convention.....	2	2	594	2	249	345	2	2	2	32,500	
Churches of Christ.....	1	1	95	1	39	56	1	1	1	6,000	
Disciples of Christ.....	3	3	1,191	3	475	716	3	3	3	110,600	
Eastern Orthodox Churches:											
Greek Orthodox Church (Hellenic).....	1	1	800	1	600	200	1	1	1	25,000	
Evangelical Protestant Church of North America.....	1	1	352	1	165	187	1	1	1	80,000	
German Evangelical Synod of North America.....	1	1	700	1	250	450	1	1	1	18,000	
Latter Day Saints:											
Reorganized Church of Jesus Christ of Latter Day Saints.....	1	1	251	1	101	150	1	1	1	8,000	
Lutheran bodies:											
General Synod of the Evangelical Lutheran Church in the United States of America.....	2	2	1,361	1	350	601	2	2	2	125,000	
General Council of the Evangelical Lutheran Church in North America.....	2	2	837	2	371	466	2	2	2	60,000	
Evangelical Lutheran Joint Synod of Ohio and Other States.....	1	1	488	1	228	260	1	1	1	60,000	
Methodist bodies:											
Methodist Episcopal Church.....	10	10	4,188	9	1,522	2,582	10	10	9	351,000	
African Methodist Episcopal Church.....	1	1	89	1	31	58	1	1	1	7,000	
Presbyterian bodies:											
Presbyterian Church in the United States of America.....	4	4	2,262	4	947	1,315	4	5	4	255,000	
United Presbyterian Church of North America.....	2	2	577	2	214	363	2	2	2	145,000	
Protestant Episcopal Church.....	3	3	1,029	3	391	638	3	4	3	180,000	
Reformed bodies:											
Reformed Church in the United States.....	1	1	250	1	110	140	1	1	1	12,000	
Roman Catholic Church.....	7	7	12,050	6	4,104	3,571	7	7	7	246,000	
Salvation Army.....	1	1	60	1	27	33	1	1	1	
Spiritualists:											
Spiritualists (National Spiritualists' Association).....	2	2	209	2	77	132	1	1	1	20,000	
Unitarians.....	1	1	150	1	42	16	1	1	1	25,000	
All other denominations.....	3	3	66	2	
WICHITA, KANS.	80	79	22,341	71	6,767	9,607	74	4	75	1,281,750	
Adventist bodies:											
Seventh-day Adventist Denomination.....	2	2	275	2	115	160	1	1	1	3,250	
Baptist bodies:											
Baptists—											
Northern Baptist Convention.....	4	4	2,195	3	242	408	4	4	4	107,800	
National Baptist Convention.....	4	4	960	4	316	644	4	4	4	55,000	
Brethren, German Baptist (Dunkers):											
Church of the Brethren (Conservative Dunkers).....	2	2	180	2	80	100	2	2	2	7,500	
Churches of Christ.....	1	1	180	1	76	104	1	1	1	6,500	
Congregational Churches.....	4	4	810	4	344	466	4	4	4	71,000	
Disciples of Christ.....	4	4	2,628	4	1,080	1,548	4	4	4	77,600	
Evangelical Association.....	1	1	143	1	64	79	1	1	1	16,000	

GENERAL TABLES.

IN 1910, 25,000 INHABITANTS OR MORE, BY DENOMINATIONS: 1916—Continued.

DENOMINATION.	Total number of organizations.	DEBT ON CHURCH PROPERTY.		PARSONAGES.		EXPENDITURES FOR YEAR.		SUNDAY SCHOOLS CONDUCTED BY CHURCH ORGANIZATIONS.			
		Number of organizations reporting.	Amount of debt reported.	Number of organizations reporting.	Value of parsonages reported.	Number of organizations reporting.	Amount reported.	Number of organizations reporting.	Number of Sunday schools reported.	Number of officers and teachers.	Number of scholars.
WATERTOWN, N. Y.	24	13	\$146,106	14	\$111,700	22	\$141,097	24	26	607	6,960
Baptist bodies:											
Baptists—Northern Baptist Convention	1	1	23,000			1	6,497	1	1	42	524
Congregational Churches	2	1	13,000	2	7,000	2	8,240	2	2	32	435
Disciples of Christ	1	1	2,350			1	532	1	1	12	60
Jewish congregations	1							1	1	2	19
Lutheran bodies:											
General Council of the Evangelical Lutheran Church in North America	1			1	3,200	1	1,670	1	1	7	45
Methodist bodies:											
Methodist Episcopal Church	3	2	29,700	2	11,000	3	23,101	3	3	130	2,365
Free Methodist Church of North America	1			1	2,000	1	1,320	1	1	11	67
African Methodist Episcopal Zion Church	1	1	200			1	600	1	1	2	14
Presbyterian bodies:											
Presbyterian Church in the United States of America	3	2	5,300	3	23,500	3	40,514	3	4	113	1,340
Protestant Episcopal Church	3	1	3,731	2	25,000	3	24,280	3	3	74	792
Roman Catholic Church	4	3	58,825	2	25,000	3	21,660	4	5	125	1,071
Universalists	1			1	15,000	1	5,631	1	1	44	124
All other denominations	2	1	10,000			2	7,052	2	2	13	104
WEST HOBOKEN, N. J.	15	5	38,300	5	30,000	14	237,814	14	20	324	5,193
Armenian Church	1					1	2,500	1	1	2	160
Baptist bodies:											
Baptists—Northern Baptist Convention	2					2	4,650	2	2	47	326
Evangelistic associations:											
Apostolic Christian Church	1					1	556	1	1	2	32
Jacobite Church (Assyrian)	1										
Lutheran bodies:											
Evangelical Lutheran Synodical Conference of America	1	1	2,000	1	4,000	1	2,490	1	3	34	395
Methodist bodies:											
Methodist Episcopal Church	1			1	3,000	1	3,730	1	1	20	175
Presbyterian bodies:											
Presbyterian Church in the United States of America	1					1	9,751	1	1		339
United Presbyterian Church of North America	1	1	800			1	2,577	1	1	29	206
Protestant Episcopal Church	1					1	6,913	1	1	52	532
Reformed bodies:											
Reformed Church in America	2	1	12,000	1	10,000	2	19,759	2	4	98	1,403
Roman Catholic Church	3	2	23,500	2	13,000	3	184,888	3	5	40	1,625
WHEELING, W. VA.	50	25	222,827	22	190,500	48	332,732	45	49	957	12,847
Baptist bodies:											
Baptists—Northern Baptist Convention	2			1	8,000	2	7,097	2	2	48	408
Churches of Christ	1	1	3,500			1	3,243	1	1	4	50
Disciples of Christ	3	3	33,840			3	15,562	3	3	90	1,072
Eastern Orthodox Churches:											
Greek Orthodox Church (Hellenic)	1	1	5,200			1	5,760				
Evangelical Protestant Church of North America	1	1	8,000			1	6,910	1	1	16	330
German Evangelical Synod of North America	1			1	3,000	1	4,500	1	1	30	380
Latter Day Saints:											
Reorganized Church of Jesus Christ of Latter Day Saints	1	1	360			1	1,049	1	1	14	114
Lutheran bodies:											
General Synod of the Evangelical Lutheran Church in the United States of America	2	2	22,000			2	22,249	2	2	83	862
General Council of the Evangelical Lutheran Church in North America	2	1	2,000	2	14,000	2	7,696	2	2	49	388
Evangelical Lutheran Joint Synod of Ohio and Other States	1	1	2,400	1	6,000	1	5,305	1	1	22	210
Methodist bodies:											
Methodist Episcopal Church	10	5	42,620	8	69,500	10	63,933	10	10	274	3,441
African Methodist Episcopal Church	1	1	2,007			1	2,258	1	1	9	63
Presbyterian bodies:											
Presbyterian Church in the United States of America	4			2	13,000	4	51,501	4	5	150	2,190
United Presbyterian Church of North America	2	2	25,700			2	21,905	2	2	33	432
Protestant Episcopal Church	3	1	7,800	1	7,500	3	23,994	3	4	53	492
Reformed bodies:											
Reformed Church in the United States	1	1	800	1	1,500	1	2,400	1	1	16	210
Roman Catholic Church	7	3	59,100	5	63,000	7	79,418	6	8	47	1,964
Salvation Army	1					1	4,711	1	1	10	73
Spiritualists:											
Spiritualists (National Spiritualists' Association)	2	1	7,500			2	1,452	1	1	3	75
Unitarians	1										
All other denominations	3					2	1,729	2	2	6	93
WICHITA, KANS.	80	42	159,864	27	88,400	75	293,332	69	71	1,376	15,711
Adventist bodies:											
Seventh-day Adventist Denomination	2					2	6,178	2	2	43	254
Baptist bodies:											
Baptists—Northern Baptist Convention	4	1	4,500	1	10,000	4	22,635	4	4	122	1,550
National Baptist Convention	4	4	2,800			4	8,003	2	2	21	178
Brethren, German Baptist (Dunkers):											
Church of the Brethren (Conservative Dunkers)	2	1	150			2	900	2	2	36	226
Churches of Christ	1	1	1,400			1	1,104				
Congregational Churches	4	4	9,900			4	11,272	4	4	70	898
Disciples of Christ	4	3	9,164			4	16,940	4	4	104	1,456
Evangelical Association	1	1	10,000	1	4,000	1	1,785	1	1	24	244

RELIGIOUS BODIES.

TABLE 66.—STATISTICS OF RELIGIOUS BODIES IN EACH CITY HAVING,

DENOMINATION.	Total number of organizations.	MEMBERS.					PLACES OF WORSHIP.			VALUE OF CHURCH PROPERTY.	
		Number of organizations reporting.	Total number reported.	Sex.		Number of organizations reporting—		Number of church edifices reported.	Number of organizations reporting.	Value reported.	
				Male.	Female.	Church edifices.	Halls, etc.				
WICHITA, KANS.—Continued.											
Friends:											
Society of Friends (Orthodox).....	3	3	836	3	392	444	2	1	2	2	\$4,100
German Evangelical Synod of North America.....	1	1	125	1	60	65	1		1	1	3,000
Lutheran bodies:											
General Synod of the Evangelical Lutheran Church in the United States of America.....	1	1	111	1	46	65	1		1	1	20,000
Evangelical Lutheran Synodical Conference of America.....	1	1	85				1		1	1	2,000
Methodist bodies:											
Methodist Episcopal Church.....	16	16	5,181	13	1,496	2,050	16		16	16	344,400
Presbyterian bodies:											
Presbyterian Church in the United States of America.....	8	8	2,565	8	1,012	1,553	8		9	8	278,500
United Presbyterian Church of North America.....	3	3	356	3	116	240	3		3	3	37,500
Protestant Episcopal Church.....	4	3	377	2	137	193	4		4	4	52,000
Reformed bodies:											
Reformed Church in the United States.....	2	2	275	2	109	166	2		2	2	9,000
Roman Catholic Church.....	4	4	3,605	2	445	510	3		3	3	85,000
Salvation Army.....	1	1	145	1	71	74					
Unitarians.....	1	1	107	1	51	56	1		1	1	20,000
United Brethren bodies:											
Church of the United Brethren in Christ.....	5	5	852	5	378	474	5		5	5	60,000
All other denominations.....	8	8	350	8	137	213	6	2	6	6	21,600
WILKES-BARRE, PA.....	65	65	57,332	59	26,174	26,271	62	3	65	62	2,376,900
Baptist bodies:											
Baptists—Northern Baptist Convention.....	4	4	1,322	2	147	201	4		5	4	130,000
Congregational Churches.....	3	3	783	3	272	511	3		3	3	53,000
Disciples of Christ.....	2	2	704	2	304	400	2		3	2	22,500
Eastern Orthodox Churches:											
Greek Orthodox Church (Hellenic).....	1	1	205	1	170	35		1			
Russian Orthodox Church.....	1	1	1,900	1	1,100	800	1		1	1	21,000
Syrian Orthodox Church.....	1	1	800	1	450	350	1		1	1	5,200
Evangelical Association.....	1	1	331	1	114	217	1		1	1	8,000
Lutheran bodies:											
General Synod of the Evangelical Lutheran Church in the United States of America.....	2	2	413	2	173	240	2		2	2	55,000
General Council of the Evangelical Lutheran Church in North America.....	5	5	1,803	5	752	1,051	5		5	5	169,500
Evangelical Lutheran Synodical Conference of America.....	2	2	516	2	267	249	2		2	2	17,300
Methodist bodies:											
Methodist Episcopal Church.....	8	8	5,286	7	1,967	3,115	8		8	8	332,000
Primitive Methodist Church in the United States of America.....	3	3	444	2	162	223	3		3	3	32,000
African Methodist Episcopal Church.....	1	1	182	1	64	118	1		1	1	19,000
Presbyterian bodies:											
Presbyterian Church in the United States of America.....	5	5	3,871	5	1,635	2,236	5		6	5	392,000
Welsh Calvinistic Methodist Church.....	2	2	902	2	355	547	2		2	2	53,000
Protestant Episcopal Church.....	3	3	1,720	3	738	982	3		3	3	222,000
Reformed bodies:											
Reformed Church in the United States.....	2	2	716	2	331	385	2		2	2	28,000
Roman Catholic Church.....	14	14	34,690	12	16,868	14,172	14		14	14	732,400
Salvation Army.....	1	1	131	1	51	80	1		1	1	31,500
United Evangelical Church.....	1	1	500	1	223	277	1		1	1	37,500
All other denominations.....	3	3	113	3	31	82	1	2	1	1	16,000
WILLIAMSPORT, PA.....	54	54	20,345	51	8,096	11,086	52	1	53	52	1,582,400
Baptist bodies:											
Baptists—											
Northern Baptist Convention.....	5	5	1,937	4	533	654	5		5	5	184,500
National Baptist Convention.....	2	2	336	2	125	211	2		2	2	14,000
Christian and Missionary Alliance.....	2	2	255	2	80	175	2		2	2	10,500
Congregational Churches.....	1	1	188	1	69	119	1		1	1	35,000
Disciples of Christ.....	2	2	358	2	135	223	2		2	2	22,000
Evangelical Association.....	1	1	104	1	35	69	1		1	1	12,000
German Evangelical Synod of North America.....	1	1	450	1	211	239	1		1	1	12,000
Jewish congregations.....	1	1	60	1	25	35	1		1	1	5,000
Lutheran bodies:											
General Synod of the Evangelical Lutheran Church in the United States of America.....	5	5	2,173	5	945	1,228	5		5	5	135,900
General Council of the Evangelical Lutheran Church in North America.....	2	2	921	2	304	617	2		2	2	43,000
Methodist bodies:											
Methodist Episcopal Church.....	9	9	4,115	9	1,668	2,447	9		10	9	303,500
African Methodist Episcopal Church.....	1	1	168	1	52	116	1		1	1	8,000
African Methodist Episcopal Zion Church.....	1	1	150	1	40	110	1		1	1	5,000
Presbyterian bodies:											
Presbyterian Church in the United States of America.....	6	6	2,208	6	956	1,252	6		6	6	391,000
Protestant Episcopal Church.....	4	4	1,536	2	450	673	3		3	3	162,000
Reformed bodies:											
Reformed Church in the United States.....	1	1	356	1	133	223	1		1	1	25,000
Roman Catholic Church.....	4	4	4,159	4	2,005	2,154	4		4	4	153,000
Spiritualists:											
Spiritualists (National Spiritualists' Association).....	1	1	50	1	24	26		1			
United Evangelical Church.....	2	2	729	2	278	451	2		2	2	43,000
All other denominations.....	3	3	92	3	28	64	3		3	3	18,000

RELIGIOUS BODIES.

TABLE 66.—STATISTICS OF RELIGIOUS BODIES IN EACH CITY HAVING,

DENOMINATION.	Total number of organizations.	MEMBERS.					PLACES OF WORSHIP.			VALUE OF CHURCH PROPERTY.	
		Number of organizations reporting.	Total number reported.	Sex.		Number of organizations reporting—		Number of churches edifices reporting.	Number of organizations reporting.	Value reported.	
				Number of organizations reporting.	Male.	Female.	Church edifices.				Halls, etc.
WILMINGTON, DEL.	103	101	49,586	82	13,860	16,948	91	7	93	91	\$3,164,143
Adventist bodies:											
Seventh-day Adventist Denomination.....	2	2	128	2	36	92	1		1	1	4,523
Baptist bodies:											
Baptists—Northern Baptist Convention.....	9	9	3,236	8	1,280	1,848	9		10	9	447,900
Christian and Missionary Alliance.....	1	1	105	1	35	70	1		1	1	9,000
Friends:											
Society of Friends (Orthodox).....	1	1	87	1	39	48	1		1	1	23,085
Religious Society of Friends (Hicksite).....	2	2	331	2	157	174	2		2	2	60,000
Jewish congregations.....	3	1	250	1	120	130	1		1	1	7,200
Lutheran bodies:											
General Synod of the Evangelical Lutheran Church in the United States of America.....	1	1	105	1	40	65	1		1	1	22,000
General Council of the Evangelical Lutheran Church in North America.....	2	2	940	2	376	564	2		2	2	60,000
Methodist bodies:											
Methodist Episcopal Church.....	23	23	8,272	16	2,676	3,747	23		23	23	776,000
Methodist Protestant Church.....	2	2	117	2	47	70	2		2	2	13,500
African Methodist Episcopal Church.....	5	5	1,080	5	351	729	5		5	5	93,300
African Methodist Episcopal Zion Church.....	2	2	105	2	41	64	2		2	2	12,200
Union American Methodist Episcopal Church.....	2	2	115	2	44	71	2		2	2	4,500
African Union Methodist Protestant Church.....	7	7	1,286	7	540	746	6		6	6	47,300
Presbyterian bodies:											
Presbyterian Church in the United States of America.....	10	10	3,878	8	699	1,225	9	1	10	9	695,000
United Presbyterian Church of North America.....	1	1	140	1	56	84	1		1	1	24,000
Protestant Episcopal Church.....	6	6	2,634	2	465	602	6		6	6	255,000
Roman Catholic Church.....	12	12	26,249	7	6,620	6,329	12		12	10	538,000
Unitarians.....	1	1	100	1	35	65	1		1	1	8,000
All other denominations.....	11	11	428	11	203	225	4	6	4	6	63,635
WILMINGTON, N. C.	54	54	16,735	49	6,438	9,884	50	3	57	50	995,900
Adventist bodies:											
Advent Christian Church.....	2	2	130	1	49	43	1		1	1	600
Seventh-day Adventist Denomination.....	2	2	70	2	23	47	1	1	1	1	3,000
Baptist bodies:											
Baptists—											
Southern Baptist Convention.....	4	4	2,306	4	964	1,342	4		5	4	94,500
National Baptist Convention.....	8	8	1,929	8	741	1,188	8		8	8	50,700
Free Will Baptists.....	1	1	85	1	26	59	1		1	1	500
Congregational Churches.....	1	1	135	1	60	75	1		1	1	10,000
Disciples of Christ.....	1	1	179	1	80	99	1		1	1	8,000
Independent churches.....	1	1	85	1	20	65	1		1	1	2,000
Latter Day Saints:											
Church of Jesus Christ of Latter Day Saints.....	1	1	118	1	57	61	1		1	1	500
Lutheran bodies:											
United Synod of the Evangelical Lutheran Church in the South.....	2	2	565	2	262	303	2		2	2	50,000
Methodist bodies:											
Methodist Episcopal Church.....	1	1	69				1		1	1	800
Methodist Episcopal Church, South.....	5	5	2,157	5	878	1,279	5		5	5	161,800
African Methodist Episcopal Church.....	4	4	3,111	4	1,011	2,100	4		4	4	143,750
African Methodist Episcopal Zion Church.....	4	4	1,950	4	788	1,162	4		4	4	43,700
Presbyterian bodies:											
Presbyterian Church in the United States of America.....	1	1	101	1	42	59	1		1	1	2,500
Presbyterian Church in the United States.....	5	5	1,867	4	739	1,072	5		11	5	281,000
Protestant Episcopal Church.....	7	7	1,631	5	575	796	7		7	7	126,550
Roman Catholic Church.....	1	1	150	1	80	70	1		1	1	15,000
Salvation Army.....	1	1	51	1	29	22		1			
All other denominations.....	2	2	56	2	14	42	1	1	1	1	1,000
WOONSOCKET, R. I.	19	19	32,666	19	15,742	16,924	18	1	19	18	896,000
Baptist bodies:											
Baptists—Northern Baptist Convention.....	1	1	465	1	176	289	1		1	1	40,000
Congregational Churches.....	1	1	226	1	73	153	1		1	1	42,000
Friends:											
Society of Friends (Orthodox).....	1	1	81	1	33	48	1		1	1	3,500
Jewish congregations.....	1	1	350	1	300	50	1		1	1	20,000
Methodist bodies:											
Methodist Episcopal Church.....	1	1	201	1	44	157	1		1	1	43,000
Presbyterian bodies:											
Presbyterian Church in the United States of America.....	1	1	100	1	38	62	1		1	1	10,000
Protestant Episcopal Church.....	1	1	543	1	172	376	1		2	1	30,000
Roman Catholic Church.....	9	9	30,269	9	14,720	15,549	9		9	9	639,500
Universalists.....	1	1	392	1	172	220	1		1	1	65,000
All other denominations.....	2	2	34	2	14	20	1	1	1	1	3,000
WORCESTER, MASS.	114	113	100,663	103	38,755	42,504	95	14	97	97	4,123,031
Adventist bodies:											
Advent Christian Church.....	1	1	216	1	85	131	1		1	1	14,000
Seventh-day Adventist Denomination.....	3	3	135	3	33	102		1			
Armenian Church.....	1	1	3,000	1	2,000	1,000	1		1	1	12,000
Baptist bodies:											
Baptists—Northern Baptist Convention.....	13	13	3,098	12	1,082	1,836	13		13	13	456,900

GENERAL TABLES.

IN 1910, 25,000 INHABITANTS OR MORE, BY DENOMINATIONS: 1916—Continued.

DENOMINATION.	Total number of organizations.	DEBT ON CHURCH PROPERTY.		PARSONAGES.		EXPENDITURES FOR YEAR.		SUNDAY SCHOOLS CONDUCTED BY CHURCH ORGANIZATIONS.			
		Number of organizations reporting.	Amount of debt reported.	Number of organizations reporting.	Value of parsonages reported.	Number of organizations reporting.	Amount reported.	Number of organizations reporting.	Number of Sunday schools reported.	Number of officers and teachers.	Number of scholars.
WILMINGTON, DEL.....	103	46	\$243,233	39	\$277,200	94	\$462,650	87	93	1,966	24,276
Adventist bodies:											
Seventh-day Adventist Denomination.....	2	1	1,000			2	1,671	2	2	20	101
Baptist bodies:											
Baptists—Northern Baptist Convention.....	9	3	7,504	2	4,800	8	38,575	8	9	202	2,021
Christian and Missionary Alliance.....	1	1	5,500	1	5,000	1	4,570	1	1	11	75
Friends:											
Society of Friends (Orthodox).....	1					1	3,889	1	2	7	20
Religious Society of Friends (Hicksite).....	2					2	2,844	1	1	24	104
Jewish congregations.....	3	1	5,000			1	2,850	1	1	6	62
Lutheran bodies:											
General Synod of the Evangelical Lutheran Church in the United States of America.....	1	1	8,000			1	1,760	1	1	16	125
General Council of the Evangelical Lutheran Church in North America.....	2			2	10,000	2	9,776	2	3	56	445
Methodist bodies:											
Methodist Episcopal Church.....	23	12	58,140	16	87,400	23	142,659	23	24	777	9,727
Methodist Protestant Church.....	2	2	3,240			2	2,125	2	2	21	206
African Methodist Episcopal Church.....	5	3	6,179	2	10,000	5	12,861	4	4	104	1,164
African Methodist Episcopal Zion Church.....	2	2	3,200			2	1,330	1	1	4	25
Union American Methodist Episcopal Church.....	2	2	1,270			2	998	1	1	5	25
African Union Methodist Protestant Church.....	7	3	2,600	1	3,000	7	6,909	5	5	33	586
Presbyterian bodies:											
Presbyterian Church in the United States of America.....	10	5	52,350	2	21,000	9	72,893	10	11	354	3,824
United Presbyterian Church of North America.....	1	1	3,150			1	1,500	1	1	15	175
Protestant Episcopal Church.....	6	3	36,150	4	46,000	6	62,681	6	6	103	1,135
Roman Catholic Church.....	12	4	47,250	8	80,000	8	77,445	10	11	156	4,174
Unitarians.....	1					1	2,431	1	1	6	18
All other denominations.....	11	2	2,700	1	10,000	10	12,883	6	6	46	264
WILMINGTON, N. C.....	54	17	47,330	27	121,900	53	222,509	50	60	871	10,011
Adventist bodies:											
Advent Christian Church.....	2					1	725	1	1	8	78
Seventh-day Adventist Denomination.....	2	1	1,647			2	898	1	1	6	23
Baptist bodies:											
Baptists—											
Southern Baptist Convention.....	4	1	6,000	2	9,000	4	16,677	4	6	120	1,788
National Baptist Convention.....	8	2	6,000	2	6,000	8	11,971	8	8	92	833
Free Will Baptists.....	1					1	219	1	1	5	39
Congregational Churches.....	1			1	3,500	1	1,683	1	1	15	175
Disciples of Christ.....	1	1	3,300			1	1,309	1	1	10	80
Independent churches.....	1	1	1,000			1	390	1	1	9	70
Latter Day Saints:											
Church of Jesus Christ of Latter Day Saints.....	1					1	61				
Lutheran bodies:											
United Synod of the Evangelical Lutheran Church in the South.....	2			2	9,000	2	7,330	2	2	45	384
Methodist bodies:											
Methodist Episcopal Church.....	1			1	400	1	67	1	1	6	71
Methodist Episcopal Church, South.....	5	3	19,000	4	21,500	5	33,003	5	6	111	1,562
African Methodist Episcopal Church.....	4	4	6,950	3	6,000	4	10,004	4	4	106	1,050
African Methodist Episcopal Zion Church.....	4	1	700	1	2,500	4	4,947	4	5	68	822
Presbyterian bodies:											
Presbyterian Church in the United States of America.....	1			1	1,000	1	440	1	1	9	57
Presbyterian Church in the United States.....	5			3	34,000	5	97,807	5	10	140	1,648
Protestant Episcopal Church.....	7	3	2,733	6	24,000	7	29,653	7	8	106	1,081
Roman Catholic Church.....	1			1	5,000	1	975	1	1	5	35
Salvation Army.....	1					1	3,039	1	1	8	75
All other denominations.....	2					2	1,311	1	1	2	40
WOONSOCKET, R. I.....	19	8	188,753	14	139,800	19	115,924	19	25	341	6,299
Baptist bodies:											
Baptists—Northern Baptist Convention.....	1			1	10,000	1	4,807	1	1	36	356
Congregational Churches.....	1			1	8,000	1	3,079	1	1	38	213
Friends:											
Society of Friends (Orthodox).....	1					1	1,154	1	1	10	49
Jewish congregations.....	1	1	4,000			1	1,900	1	2	4	150
Methodist bodies:											
Methodist Episcopal Church.....	1			1	2,800	1	3,873	1	1	28	164
Presbyterian bodies:											
Presbyterian Church in the United States of America.....	1			1	3,500	1	1,700	1	1	16	100
Protestant Episcopal Church.....	1			1	10,000	1	5,978	1	2	32	290
Roman Catholic Church.....	9	6	183,200	8	95,500	9	85,207	9	13	141	4,746
Universalists.....	1			1	10,000	1	8,045	1	1	30	204
All other denominations.....	2	1	1,553			2	181	2	2	6	27
WORCESTER, MASS.....	114	50	411,883	32	376,700	107	748,991	95	114	2,343	25,842
Adventist bodies:											
Advent Christian Church.....	1	1	2,000			1	3,500	1	1	9	156
Seventh-day Adventist Denomination.....	3					3	1,694	1	1	10	70
Armenian Church.....	1	1	2,500								
Baptist bodies:											
Baptists—Northern Baptist Convention.....	13	7	24,075			13	53,061	13	14	293	2,640

RELIGIOUS BODIES.

TABLE 66.—STATISTICS OF RELIGIOUS BODIES IN EACH CITY HAVING,

DENOMINATION.	Total number of organizations.	MEMBERS.					PLACES OF WORSHIP.			VALUE OF CHURCH PROPERTY.	
		Number of organizations reporting.	Total number reported.	Sex.		Number of organizations reporting—		Number of churches reported.	Number of organizations reporting.	Value reported.	
				Number of organizations reporting.	Male.	Female.	Church edifices.				Halls, etc.
WORCESTER, MASS.—Continued.											
Christadelphians.....	3	3	120	3	50	70		3	1	\$200	
Congregational Churches.....	19	19	7,499	19	2,601	4,898	19	20	19	1,279,550	
Disciples of Christ.....	2	2	415	2	165	250	2	2	2	60,000	
Eastern Orthodox Churches:											
Greek Orthodox Church (Hellenic).....	2	2	1,177	2	1,044	133		2			
Syrian Orthodox Church.....	1	1	1,000	1	550	450	1	1	1	2,900	
Friends:											
Society of Friends (Orthodox).....	1	1	130	1	59	71	1	1	1	35,000	
Jacobite Church (Assyrian).....	1	1	125	1	70	55		1			
Jewish congregations.....	4	4	1,090	4	720	370	4	4	4	40,000	
Lithuanian National Catholic Church.....	1	1	1,050	1	800	250	1	1	1	18,000	
Lutheran bodies:											
General Council of the Evangelical Lutheran Church in North America.....	4	4	1,668	2	667	685	4	4	4	111,032	
Norwegian Lutheran Church of America—Synod for the Norwegian Evangelical Lutheran Church of America.....	1	1	235	1	119	116	1	1	1	18,500	
Finnish Evangelical Lutheran Church of America, or Suomi Synod.....	1	1	205	1	96	109	1	1	1	24,000	
Methodist bodies:											
Methodist Episcopal Church.....	9	9	4,197	9	1,571	2,626	8	1	9	276,000	
African Methodist Episcopal Zion Church.....	1	1	186	1	70	116	1	1	1	23,000	
Presbyterian bodies:											
Presbyterian Church in the United States of America.....	1	1	346	1	146	200	1	1	1	70,000	
Protestant Episcopal Church.....	6	6	3,089	4	875	800	5	5	5	275,074	
Roman Catholic Church.....	20	20	69,550	17	25,526	27,524	19	19	19	1,088,200	
Salvation Army.....	3	3	311	3	123	188	2	1	2	19,300	
Unitarians.....	3	3	800	2	110	190	3	3	3	184,900	
Universalists.....	2	2	694	1	65	135	2	2	2	85,000	
All other denominations.....	11	10	327	10	128	199	5	5	6	29,475	
YONKERS, N. Y.....											
	61	61	46,808	52	17,639	22,726	51	7	54	2,710,914	
Baptist bodies:											
Baptists—											
Northern Baptist Convention.....	4	4	1,447	4	528	919	4	5	4	267,000	
National Baptist Convention.....	2	2	550	2	250	300	2	2	2	35,000	
Eastern Orthodox Churches:											
Russian Orthodox Church.....	1	1	1,225	1	750	475	1	1	1	13,000	
Jewish congregations.....	4	4	2,150	1	153	97	3	1	3	42,000	
Lutheran bodies:											
General Council of the Evangelical Lutheran Church in North America.....	1	1	196	1	83	113	1	1	1	17,664	
Evangelical Lutheran Synodical Conference of America.....	2	2	596	1	179	217	2	2	2	28,000	
Methodist bodies:											
Methodist Episcopal Church.....	8	8	1,795	6	311	548	6	1	6	225,500	
African Methodist Episcopal Zion Church.....	1	1	240	1	78	162	1	1	1	64,000	
Presbyterian bodies:											
Presbyterian Church in the United States of America.....	7	7	2,873	7	1,137	1,736	6	1	6	259,750	
Protestant Episcopal Church.....	7	7	3,701	6	1,350	1,874	6	1	6	293,500	
Reformed bodies:											
Reformed Church in America.....	4	4	1,147	4	408	739	4	4	4	288,500	
Roman Catholic Church.....	16	16	30,620	14	12,295	15,395	14	15	15	1,147,000	
Unitarians.....	1	1	150	1	64	86	1	1	1	30,000	
All other denominations.....	3	3	118	3	53	65		3			
YORK, PA.....											
	65	65	23,350	63	9,019	13,333	60	3	66	1,765,825	
Baptist bodies:											
Baptists—Northern Baptist Convention.....	2	2	315	2	123	192	2	2	2	26,000	
Brethren, German Baptist (Dunkers):											
Church of the Brethren (Conservative Dunkers).....	2	2	836	2	360	476	2	8	2	31,300	
Evangelical Association.....	1	1	78	1	30	48	1	1	1	9,000	
Jewish congregations.....	1	1	40	1	20	20	1	1	1	25,000	
Lutheran bodies:											
General Synod of the Evangelical Lutheran Church in the United States of America.....	13	13	6,082	11	2,083	3,001	12	12	12	484,500	
Evangelical Lutheran Synodical Conference of America.....	1	1	524	1	232	292	1	1	1	38,000	
Methodist bodies:											
Methodist Episcopal Church.....	5	5	1,800	5	657	1,143	5	5	5	125,000	
African Methodist Episcopal Church.....	1	1	80	1	30	50	1	1	1	7,000	
African Methodist Episcopal Zion Church.....	1	1	191	1	51	140	1	1	1	15,000	
Moravian bodies:											
Moravian Church (Unitas Fratrum).....	2	2	620	2	254	366	2	2	2	52,000	
Presbyterian bodies:											
Presbyterian Church in the United States of America.....	4	4	1,396	4	499	897	4	4	4	141,000	
United Presbyterian Church of North America.....	1	1	120	1	55	65	1	1	1	16,000	
Protestant Episcopal Church.....	2	2	567	2	228	339	2	2	2	49,000	
Reformed bodies:											
Reformed Church in the United States.....	8	8	3,779	8	1,542	2,237	8	8	8	423,000	
Roman Catholic Church.....	4	4	2,675	4	1,206	1,469	4	4	4	126,000	
United Brethren bodies:											
Church of the United Brethren in Christ.....	5	5	2,202	5	869	1,333	5	5	5	79,500	
United Evangelical Church.....	7	7	1,973	7	747	1,226	7	7	7	98,500	
All other denominations.....	5	5	72	5	33	39	1	3	2	20,025	

GENERAL TABLES.

IN 1910, 25,000 INHABITANTS OR MORE, BY DENOMINATIONS: 1910—Continued.

DENOMINATION.	Total number of organizations.	DEBT ON CHURCH PROPERTY.		PARSONAGES.		EXPENDITURES FOR YEAR.		SUNDAY SCHOOLS CONDUCTED BY CHURCH ORGANIZATIONS.			
		Number of organizations reporting.	Amount of debt reported.	Number of organizations reporting.	Value of parsonages reported.	Number of organizations reporting.	Amount reported.	Number of organizations reporting.	Number of Sunday schools reported.	Number of officers and teachers.	Number of scholars.
WORCESTER, MASS.—Continued.											
Christadelphians.....	3					3	\$1,241	3	3	14	99
Congregational Churches.....	19	12	\$111,202	4	\$48,500	18	161,279	19	23	596	5,767
Disciples of Christ.....	2	2	8,000			2	5,700	2	2	38	345
Eastern Orthodox Churches:											
Greek Orthodox Church (Hellenic).....	2					2	3,000				
Syrian Orthodox Church.....	1					1	1,080				
Friends:											
Society of Friends (Orthodox).....	1					1	2,615	1	1	18	107
Jacobite Church (Assyrian).....	1										
Jewish congregations.....	4					4	4,537	1	1	4	175
Lithuanian National Catholic Church.....	1	1	15,000			1	550				
Lutheran bodies:											
General Council of the Evangelical Lutheran Church in North America.....	4	4	39,056	1	6,000	4	13,559	4	4	103	1,080
Norwegian Lutheran Church of America—Synod for the Norwegian Evangelical Lutheran Church of America.....	1	1	8,000			1	12,252	1	1	11	102
Finnish Evangelical Lutheran Church of America, or Suomi Synod.....	1	1	4,200			1	2,349	1	1	11	132
Methodist bodies:											
Methodist Episcopal Church.....	9	2	10,000	7	49,400	9	56,997	9	10	352	3,897
African Methodist Episcopal Zion Church.....	1	1	650			1	1,065	1	1	20	110
Presbyterian bodies:											
Presbyterian Church in the United States of America.....	1	1	13,900			1	6,349	1	1	20	318
Protestant Episcopal Church.....	6			2	60,500	6	103,514	5	6	141	1,201
Roman Catholic Church.....	20	9	153,850	17	201,300	17	257,464	15	27	530	8,398
Salvation Army.....	3	2	10,100			3	9,043	3	3	30	256
Unitarians.....	3	1	2,000	1	11,000	3	27,397	3	3	34	163
Universalists.....	2	1	5,000			2	12,328	2	2	43	475
All other denominations.....	11	3	2,350			10	8,417	9	9	66	401
YONKERS, N. Y.....	61	30	620,791	28	306,000	59	446,677	50	55	960	10,933
Baptist bodies:											
Baptists—											
Northern Baptist Convention.....	4	2	30,000	1	35,000	4	36,958	4	6	143	985
National Baptist Convention.....	2	2	5,000	1	7,000	2	6,800	2	2	26	270
Eastern Orthodox Churches:											
Russian Orthodox Church.....	1	1	7,500	1	8,000	1	8,908	1	1	2	125
Jewish congregations.....	4					3	7,400	1	1	7	115
Lutheran bodies:											
General Council of the Evangelical Lutheran Church in North America.....	1	1	9,091			1	4,912	1	1	16	109
Evangelical Lutheran Synodical Conference of America.....	2	1	9,000	1	3,000	2	4,977	2	4	40	334
Methodist bodies:											
Methodist Episcopal Church.....	8	3	35,500	5	39,500	8	35,698	7	7	135	1,279
African Methodist Episcopal Zion Church.....	1	1	5,600			1	5,300	1	1	14	68
Presbyterian bodies:											
Presbyterian Church in the United States of America.....	7	3	25,350	3	34,000	7	51,908	6	6	203	1,897
Protestant Episcopal Church.....	7	1	1,000	5	41,000	7	60,244	7	8	162	1,527
Reformed bodies:											
Reformed Church in America.....	4	3	76,500	1	15,000	4	17,401	4	4	82	635
Roman Catholic Church.....	16	11	412,250	10	123,500	15	199,383	10	10	104	3,390
Unitarians.....	1	1	4,000			1	3,600	1	1	7	30
All other denominations.....	3					3	3,193	3	3	19	169
YORK, PA.....	65	28	117,280	38	216,200	64	308,149	62	69	1,828	25,463
Baptist bodies:											
Baptists—Northern Baptist Convention.....	2	1	355	1	5,000	2	3,439	2	2	25	276
Brethren, German Baptist (Dunkers):											
Church of the Brethren (Conservative Dunkers).....	2					2	4,360	2	7	103	1,303
Evangelical Association.....	1	1	1,950	1	3,000	1	1,695	1	1	10	141
Jewish congregations.....	1	1	5,500			1	1,950	1	1	1	4
Lutheran bodies:											
General Synod of the Evangelical Lutheran Church in the United States of America.....	13	4	7,100	6	41,500	13	73,303	13	13	486	7,604
Evangelical Lutheran Synodical Conference of America.....	1			1	5,000	1	8,680	1	2	25	360
Methodist bodies:											
Methodist Episcopal Church.....	5	4	10,150	5	28,000	5	23,646	5	5	170	1,947
African Methodist Episcopal Church.....	1	1	1,800	1	3,000	1	1,525	1	1	6	30
African Methodist Episcopal Zion Church.....	1			1	5,000	1	2,876	1	1	19	195
Moravian bodies:											
Moravian Church (Unitas Fratrum).....	2	1	2,000	2	11,500	2	6,733	2	2	34	429
Presbyterian bodies:											
Presbyterian Church in the United States of America.....	4			3	21,000	4	45,393	4	4	119	1,567
United Presbyterian Church of North America.....	1	1	1,000			1	1,686	1	1	14	129
Protestant Episcopal Church.....	2	1	1,000	1	22,000	2	12,072	2	2	31	330
Reformed bodies:											
Reformed Church in the United States.....	8	5	42,600	4	19,700	8	52,339	8	8	302	4,063
Roman Catholic Church.....	4	4	34,300	4	28,000	4	20,266	3	3	21	444
United Brethren bodies:											
Church of the United Brethren in Christ.....	5	2	5,500	3	10,200	5	26,959	5	5	193	3,496
United Evangelical Church.....	7	2	4,025	5	15,300	7	18,187	7	8	259	3,079
All other denominations.....	5					4	3,040	3	3	10	66

RELIGIOUS BODIES.

TABLE 66.—STATISTICS OF RELIGIOUS BODIES IN EACH CITY HAVING,

DENOMINATION.	Total number of organizations.	MEMBERS.					PLACES OF WORSHIP.			VALUE OF CHURCH PROPERTY.	
		Number of organizations reporting.	Total number reported.	Sex.		Number of organizations reporting—		Number of church edifices reported.	Number of organizations reporting.	Value reported.	
				Number of organizations reporting.	Male.	Female.	Church edifices.				Halls, etc.
YOUNGSTOWN, OHIO.....	93	92	65,656	88	32,800	30,402	82	6	84	83	\$2,899,650
Baptist bodies:											
Baptists—											
Northern Baptist Convention.....	6	6	2,071	6	903	1,168	6		6	6	239,000
National Baptist Convention.....	3	3	750	3	335	415	2		2	2	56,000
Congregational Churches.....	2	2	587	2	219	368	2		2	2	50,000
Disciples of Christ.....	3	3	2,728	3	1,110	1,618	3		3	3	280,000
Eastern Orthodox Churches:											
Greek Orthodox Church (Hellenic).....	1	1	300	1	250	50		1			
Russian Orthodox Church.....	1	1	1,348	1	720	628	1		1	1	6,000
Jewish congregations.....	2	1	400					1			
Lutheran bodies:											
General Synod of the Evangelical Lutheran Church in the United States of America.....	3	3	369	3	165	204	3		3	3	28,000
General Council of the Evangelical Lutheran Church in North America.....	3	3	991	3	538	453	3		3	3	84,000
Evangelical Lutheran Synodical Conference of America.....	1	1	300	1	160	140	1		1	1	9,000
Evangelical Lutheran Joint Synod of Ohio and Other States.....	4	4	1,460	4	649	811	4		4	4	68,000
Methodist bodies:											
Methodist Episcopal Church.....	7	7	4,586	7	2,002	2,584	7		7	7	318,000
Methodist Protestant Church.....	1	1	234	1	102	132	1		1	1	20,000
Primitive Methodist Church in the United States of America.....	2	2	213	2	79	134	2		2	2	29,500
African Methodist Episcopal Church.....	1	1	200	1	58	142	1		1	1	23,000
African Methodist Episcopal Zion Church.....	1	1	190	1	75	115	1		1	1	5,000
Old Catholic Churches in America:											
Catholic Church of North America.....	1	1	2,500	1	1,800	700	1		1	1	12,000
Presbyterian bodies:											
Presbyterian Church in the United States of America.....	5	5	3,444	5	1,682	1,762	5		5	5	477,000
United Presbyterian Church of North America.....	5	5	1,185	4	446	661	4		4	4	140,000
Protestant Episcopal Church.....	4	4	1,278	3	217	285	4		4	4	110,000
Reformed bodies:											
Reformed Church in the United States.....	3	3	1,066	3	436	630	3		4	3	57,000
Roman Catholic Church.....	21	21	38,687	20	20,551	16,936	20		21	20	783,000
Unitarians.....	1	1	101	1	46	55	1		1	1	7,000
United Evangelical Church.....	1	1	153	1	51	102	1		1	1	10,400
All other denominations.....	11	11	515	11	206	309	6	4	6	7	87,750
ZANESVILLE, OHIO.....	37	37	15,472	36	6,123	9,227	35	2	36	35	884,400
Adventist bodies:											
Seventh-day Adventist Denomination.....	1	1	67	1	17	50	1		1	1	2,000
Baptist bodies:											
Baptists—											
Northern Baptist Convention.....	3	3	1,449	3	432	1,017	3		3	3	76,000
National Baptist Convention.....	1	1	175	1	53	122	1		1	1	15,000
Churches of Christ.....	1	1	50	1	15	35	1		1	1	2,500
Congregational Churches.....	1	1	131	1	50	81	1		1	1	13,000
Disciples of Christ.....	1	1	834	1	383	451	1		2	1	40,000
German Evangelical Synod of North America.....	1	1	760	1	342	418	1		1	1	19,000
Jewish congregations.....	2	2	215	2	150	65	2		2	2	15,000
Lutheran bodies:											
General Council of the Evangelical Lutheran Church in North America.....	1	1	480	1	190	290	1		1	1	18,000
Evangelical Lutheran Synodical Conference of America.....	1	1	462	1	200	262	1		1	1	30,000
Evangelical Lutheran Joint Synod of Ohio and Other States.....	1	1	62	1	22	40	1		1	1	4,000
Methodist bodies:											
Methodist Episcopal Church.....	5	5	3,338	5	1,212	2,126	5		5	5	190,000
Methodist Protestant Church.....	1	1	650	1	200	450	1		1	1	33,000
Wesleyan Methodist Connection of America.....	1	1	47	1	20	27	1		1	1	1,000
Free Methodist Church of North America.....	1	1	122				1		1	1	1,500
African Methodist Episcopal Church.....	1	1	260	1	86	174	1		1	1	20,000
African Methodist Episcopal Zion Church.....	1	1	43	1	19	24	1		1	1	1,000
Presbyterian bodies:											
Presbyterian Church in the United States of America.....	4	4	1,643	4	615	1,028	4		4	4	175,000
United Presbyterian Church of North America.....	1	1	313	1	104	209	1		1	1	25,000
Protestant Episcopal Church.....	1	1	350	1	100	250	1		1	1	44,300
Roman Catholic Church.....	2	2	3,820	2	1,827	1,993	2		2	2	150,000
United Brethren bodies:											
Church of the United Brethren in Christ.....	1	1	118	1	48	70	1		1	1	7,000
All other denominations.....	4	4	83	4	38	45	2	2	2	2	2,100

GENERAL TABLES.

IN 1910, 25,000 INHABITANTS OR MORE, BY DENOMINATIONS: 1916—Continued.

DENOMINATION.	Total number of organizations.	DEBT ON CHURCH PROPERTY.		PARSONAGES.		EXPENDITURES FOR YEAR.		SUNDAY SCHOOLS CONDUCTED BY CHURCH ORGANIZATIONS.			
		Number of organizations reporting.	Amount of debt reported.	Number of organizations reporting.	Value of parsonages reported.	Number of organizations reporting.	Amount reported.	Number of organizations reporting.	Number of Sunday schools reported.	Number of officers and teachers.	Number of scholars.
YOUNGSTOWN, OHIO.....	93	47	\$386,475	37	\$246,800	87	\$506,148	81	84	1,418	21,426
Baptist bodies:											
Baptists—											
Northern Baptist Convention.....	6	6	21,500	1	4,000	6	24,264	6	6	129	1,507
National Baptist Convention.....	3	2	6,775			3	7,228	2	2	16	296
Congregational Churches.....	2	1	4,000			2	6,035	2	2	32	175
Disciples of Christ.....	3	2	19,600			3	24,534	3	3	123	2,340
Eastern Orthodox Churches:											
Greek Orthodox Church (Hellenic).....	1					1	3,600				
Russian Orthodox Church.....	1	1	3,850	1	2,600	1	3,139				
Jewish congregations.....	2					1	800				
Lutheran bodies:											
General Synod of the Evangelical Lutheran Church in the United States of America.....	3					3	4,600	3	3	34	415
General Council of the Evangelical Lutheran Church in North America.....	3	2	10,200			3	12,541	3	3	49	509
Evangelical Lutheran Synodical Conference of America.....	1			1	4,000	1	5,000	1	1	3	35
Evangelical Lutheran Joint Synod of Ohio and Other States.....	4	3	9,900	2	7,500	4	16,537	3	3	38	588
Methodist bodies:											
Methodist Episcopal Church.....	7	3	40,900	5	26,000	7	64,938	7	9	299	4,675
Methodist Protestant Church.....	1			1	5,000	1	3,263	1	1	23	267
Primitive Methodist Church in the United States of America.....	2	1	900	1	4,000	2	5,445	2	2	25	235
African Methodist Episcopal Church.....	1			1	2,000	1	1,525	1	1	23	248
African Methodist Episcopal Zion Church.....	1	1	1,400	1	2,000	1	555	1	1	10	75
Old Catholic Churches in America:											
Catholic Church of North America.....	1	1	1,000	1	4,000	1	2,500	1	1	6	600
Presbyterian bodies:											
Presbyterian Church in the United States of America.....	5	2	21,000	2	21,000	5	54,858	5	6	171	1,551
United Presbyterian Church of North America.....	5	1	16,000			4	33,814	5	5	94	1,081
Protestant Episcopal Church.....	4	3	2,800			4	29,918	4	4	44	417
Reformed bodies:											
Reformed Church in the United States.....	3	2	2,400	1	6,000	3	8,907	3	3	81	747
Roman Catholic Church.....	21	14	222,450	17	152,500	18	166,208	17	17	106	4,879
Unitarians.....	1					1	3,260	1	1	7	36
United Evangelical Church.....	1			1	3,700	1	1,815	1	1	23	180
All other denominations.....	11	2	1,800	1	2,500	10	20,864	9	9	82	570
ZANESVILLE, OHIO.....	37	17	59,100	15	83,800	37	166,878	36	37	660	8,837
Adventist bodies:											
Seventh-day Adventist Denomination.....	1					1	1,580	1	1	10	57
Baptist bodies:											
Baptists—											
Northern Baptist Convention.....	3	3	10,200			3	13,832	3	3	107	979
National Baptist Convention.....	1			1	5,000	1	1,800	1	1	7	70
Churches of Christ.....	1	1	1,400			1	350				
Congregational Churches.....	1	1	300			1	1,638	1	1	12	85
Disciples of Christ.....	1	1	9,000			1	6,750	1	1	20	966
German Evangelical Synod of North America.....	1			1	5,000	1	3,140	1	1	18	372
Jewish congregations.....	2	1	1,000			2	2,200	2	2	5	36
Lutheran bodies:											
General Council of the Evangelical Lutheran Church in North America.....	1			1	5,000	1	4,398	1	1	35	347
Evangelical Lutheran Synodical Conference of America.....	1			1	5,000	1	2,500	1	1	21	350
Evangelical Lutheran Joint Synod of Ohio and Other States.....	1	1	2,825			1	687	1	1	9	60
Methodist bodies:											
Methodist Episcopal Church.....	5	2	7,400	2	10,500	5	28,276	5	5	151	2,041
Methodist Protestant Church.....	1	1	3,000	1	7,000	1	8,896	1	1	40	900
Wesleyan Methodist Connection of America.....	1					1	448	1	1	9	63
Free Methodist Church of North America.....	1			1	2,100	1	1,345	1	1	14	215
African Methodist Episcopal Church.....	1	1	5,200	1	5,000	1	2,658	1	1	27	190
African Methodist Episcopal Zion Church.....	1	1	475			1	490	1	1	9	42
Presbyterian bodies:											
Presbyterian Church in the United States of America.....	4	3	17,000	2	10,000	4	25,855	4	4	82	1,111
United Presbyterian Church of North America.....	1			1	5,000	1	3,000	1	1	20	200
Protestant Episcopal Church.....	1	1	1,300			1	4,000	1	1	14	154
Roman Catholic Church.....	2			2	21,000	2	47,581	2	3	16	420
United Brethren bodies:											
Church of the United Brethren in Christ.....	1			1	3,200	1	1,248	1	1	13	90
All other denominations.....	4					4	4,206	4	4	21	89

TABLE 67.—COMPARATIVE STATISTICS OF RELIGIOUS BODIES IN

DENOMINATION.	TOTAL NUMBER OF ORGANIZATIONS.			NUMBER OF MEMBERS REPORTED.		
	1916	1906	1890	1916	1906	1890
1 All denominations.....	227,487	212,230	165,151	41,926,854	1 35,068,058	1 21,699,432
Adventist bodies:						
2 Advent Christian Church.....	535	550	580	30,597	26,799	25,816
3 Seventh-day Adventist Denomination.....	2,011	1,889	995	79,355	62,211	28,991
4 Church of God (Adventist).....	22	10	29	848	354	647
5 Churches of God (Adventist), Unattached Congregations ²	10	10	10	257	257	257
6 Life and Advent Union.....	13	12	28	658	509	1,018
7 Churches of God in Christ Jesus.....	87	62	95	3,457	2,124	2,872
8 Evangelical Adventists ²	18	18	30	481	481	1,147
9 American Rescue Workers ²	29	20	611	436
10 Armenian Church.....	34	73	6	27,450	19,889	335
11 Assemblies of God, General Council.....	118	6,703
12 Bahais.....	57	24	2,884	1,280
Baptist bodies:						
Baptists—						
13 Northern Baptist Convention.....	8,159	8,272	7,902	1,232,135	1,052,105	800,025
14 Southern Baptist Convention.....	23,627	21,104	16,238	2,708,870	2,009,471	1,280,066
15 National Baptist Convention.....	21,113	18,534	12,533	2,938,579	2,261,607	1,348,989
16 General Six Principle Baptists.....	10	16	18	456	685	937
17 Seventh Day Baptists.....	68	77	106	7,980	8,381	9,143
18 Free Baptists.....	171	1,346	1,586	12,570	81,359	87,898
19 Free Will Baptists.....	750	608	167	54,833	40,280	11,864
20 Colored Free Will Baptists ²	170	251	13,362	14,489
21 Free Will Baptists (Bullockites).....	12	15	184	298
22 General Baptists.....	518	518	399	33,466	30,097	21,362
23 Separate Baptists.....	46	76	24	4,254	5,180	1,599
24 Regular Baptists ²	401	(*)	(*)	21,521
25 United Baptists.....	254	196	204	22,097	13,698	13,209
26 Duck River and Kindred Associations of Baptists (Baptist Church of Christ).....	105	93	152	6,872	6,416	8,254
27 Primitive Baptists.....	2,143	2,922	80,311	102,311	116,271
28 Colored Primitive Baptists ²	336	797	3,107	15,144	35,076	12,851
29 Two-Seed-in-the-Spirit Predestinarian Baptists.....	55	55	473	679	781
Brethren, German Baptist (Dunkers):						
30 Church of the Brethren (Conservative Dunkers) ²	999	822	720	105,102	76,547	61,101
31 Old Order German Baptist Brethren.....	67	68	135	3,399	3,388	4,411
32 The Brethren Church (Progressive Dunkers).....	203	202	128	24,060	17,042	8,089
33 German Seventh Day Baptists.....	5	5	6	136	167	194
34 Church of God (New Dunkers).....	13	(*)	(*)	929
Brethren, Plymouth:						
35 Brethren, Plymouth, I.....	161	134	109	3,896	2,933	2,289
36 Brethren, Plymouth, II.....	130	128	88	5,928	4,752	2,419
37 Brethren, Plymouth, III.....	17	81	86	476	1,724	1,235
38 Brethren, Plymouth, V ²	80	1,820
39 Brethren, Plymouth, IV.....	72	60	31	1,389	1,157	718
40 Brethren, Plymouth, VI ²	10	208
Brethren, River:						
41 Brethren in Christ.....	72	74	78	3,805	3,397	2,688
42 Old Order or Yorker Brethren.....	9	9	8	432	423	214
43 United Zion's Children.....	31	28	25	1,152	749	525
Buddhists:						
44 Chinese temples.....	(*)	62	47
45 Japanese temples.....	12	12	5,639	3,165
46 Catholic Apostolic Church.....	13	11	10	2,768	2,907	1,304
47 Christadelphians.....	145	70	63	2,922	1,412	1,277
48 Christian and Missionary Alliance ²	166	8	9,025	196
49 Gospel Mission ²	5,865	78
50 Christian Catholic Church in Zion ²	17	754
51 Christian Israelite Church ²	5
52 Christian Missionary Association.....	13	103,722
53 Christian Church (American Christian Convention) ²	1,265	1,379	1,424	118,737	110,117	18,214
54 Christian Union.....	220	217	294	13,692	13,905	8,724
55 Church of Christ, Scientist.....	(*)	638	221	3,311	85,717
56 Church of God and Saints of Christ.....	94	48	266	1,823
57 Church of the Universal Messianic Message.....	5	384
58 Church Triumphant (Schweinfurth).....	12
59 Churches of Christ ²	5,570	2,649	317,937	159,658
60 Churches of God, General Assembly.....	202	7,784
61 Churches of God in North America, General Eldership of the.....	443	518	479	28,376	24,356	22,511
Churches of the Living God:						
62 Church of the Living God.....	28	1,743
63 Church of the Living God, Christian Workers for Fellowship ²	155	44	9,626	2,676
64 Church of Christ in God ²	10	9	848
65 Church of the Living God, General Assembly ²	10	15	266	752
Churches of the New Jerusalem:						
66 General Convention of the New Jerusalem in the United States of America.....	108	119	154	6,352	6,612	7,095
67 General Church of the New Jerusalem.....	15	14	733	635
Communitistic societies:						
68 Amana Society.....	7	7	7	1,534	1,756	1,600
69 United Society of Believers (Shakers).....	12	15	15	367	516	1,728
70 Harmony Society.....	1	250
71 Society of Separatists.....	1	200
72 New Icaria Society.....	1	21
73 Society of Altruists.....	1	25
74 Adonal Shomo.....	1	20
75 Church Triumphant (Koreshan Ecclesia).....	5	205
76 Congregational Churches ²	5,867	5,713	4,868	701,274	700,480	512,771
77 Disciples of Christ.....	8,403	8,293	4 7,246	1,226,028	982,701	4 641,051
Eastern Orthodox Churches:						
78 Albanian Orthodox Church.....	2	410
79 Bulgarian Orthodox Church.....	4	1,992
80 Greek Orthodox Church (Hellenic).....	87	334	1	119,871	90,751	100
81 Rumanian Orthodox Church.....	2	1,994
82 Russian Orthodox Church.....	169	59	1	99,681	19,111	500
83 Serbian Orthodox Church.....	12	10	14,301	15,742
84 Syrian Orthodox Church.....	25	8	11,591	4,002
Evangelical Association.....	1,636	1,760	2,310	120,756	104,898	133,313
85 Evangelical Protestant Church of North America ²	37	17,962
86 German Evangelical Protestant Ministers' Association ²	44	23,518
87 German Evangelical Protestant Ministers' Conference ²	22	52	11,186	36,156

1 Corrected figures; see explanation on p. 29 for change in the number of members of the Roman Catholic Church.

GENERAL TABLES.

THE UNITED STATES, BY DENOMINATIONS: 1916, 1906, AND 1890.

NUMBER OF CHURCH EDIFICES REPORTED.			VALUE OF CHURCH PROPERTY REPORTED.			DEBT ON CHURCH PROPERTY REPORTED.		VALUE OF PARSONAGES REPORTED.		SUNDAY SCHOOLS.				
1916	1906	1890	1916	1906	1890	1916	1906	1916	1906	Number reported.		Number of scholars reported.		
1916	1906	1890	1916	1906	1890	1916	1906	1916	1906	1916	1906	1916	1906	
203,432	192,795	142,487	\$1,676,600,582	\$1,257,575,867	\$679,426,489	\$164,864,899	\$108,050,946	\$218,846,096	\$143,495,853	194,759	178,214	19,935,890	14,685,997	1
418	428	294	1,188,070	854,323	465,605	95,970	78,828	143,050	72,675	383	367	21,007	16,941	2
1,231	981	418	2,568,495	1,454,087	645,075	209,154	77,984	20,450	14,160	1,929	1,813	74,863	50,225	3
8	3	1	8,200	4,000	1,400	700				11	5	326	200	4
8	6	8	41,600	29,799	16,790	12,250	10,300			9	7	439	259	5
52	37	30	78,870	53,650	46,075	1,290		4,050	3,000	55	30	2,493	895	6
	16	23		27,050	61,400				1,200		9		264	7
2	2		1,900	9,700		25	2,900		1,800	13	2	438	175	8
10	3		142,500	38,000		31,300	4,000		2,500	7	4	665	340	9
63			101,779			12,460		7,021		81		4,379		10
1			1,273							4	1	123	32	11
														12
8,105	8,244	7,066	94,644,133	74,620,025	49,524,504	7,302,769	5,149,678	8,325,422	5,535,612	8,188	8,220	1,028,952	851,269	13
19,770	18,878	13,502	58,348,373	34,723,882	18,196,637	3,153,158	1,239,022	4,471,683	2,493,091	18,162	15,035	1,665,996	1,014,690	14
20,146	17,913	11,987	41,184,920	24,437,272	9,038,549	3,433,366	1,757,190	964,325	617,241	20,099	17,910	1,181,270	924,665	15
11	14	14	25,850	19,450	19,500			3,000	1,500	6	9	276	414	16
62	71	78	307,600	292,250	265,260	2,150	1,942	95,200	69,440	66	68	5,005	5,117	17
159	1,111	1,225	670,720	2,974,130	3,115,642	19,846	138,233	106,650	454,226	147	1,089	11,642	65,101	18
656	556	125	517,240	296,585	57,005	6,260	3,536	9,630	3,400	396	263	22,421	12,720	19
164	152		178,385	79,278		9,525	3,485		1,475	90	100	4,168	3,307	20
6	8		3,450	6,900						1	1	12	25	21
390	380	209	421,837	252,019	201,140	17,362	6,999	11,100	8,900	305	240	18,545	11,658	22
41	60	19	47,565	66,980	9,200	110	380			30	45	1,711	1,962	23
192			141,480			1,462		3,100		50		2,587		24
82	77	179	52,147	36,715	80,150	20	115		200	17	23	701	1,360	25
51	86	135	40,600	44,321	56,755		107		156	8	9	399	402	26
1,697	2,003	2,735	1,601,807	1,674,810	1,591,551	12,053	16,207	14,900	38,295	88	166	3,201	6,224	27
236	501		154,690	296,539		8,507	6,968	13,940	10,095					28
37	38	397	23,950	21,500	172,230									29
1,340	1,186	854	3,990,898	2,198,957	1,121,541	129,705	38,109	160,300	56,600	1,279	1,057	111,686	66,595	30
73	66	63	107,212	89,800	80,770									31
192	184	96	896,725	472,975	145,770	114,289	41,490	67,250	41,700	193	164	23,728	11,850	32
3	6	3	33,000	40,800	14,550		3,600	2,000	900	3	2	152	130	33
13			28,000							12		799		34
			51,650			24,190				96	80	4,094	2,716	35
25	3		108,751	17,500	1,265	23,950	2,400			108	102	5,884	5,475	36
			1,200	700	200					5	28	333	720	37
										43		1,109		38
										6		194		39
										3		64		40
64	73	45	218,875	143,000	73,050	215	475	9,000	8,000	61	40	4,631	2,695	41
27	20	25	67,125	22,850	8,300	11,550	1,000			10	2	827	117	42
	62	47		30,000	62,000									44
12	7		73,050	58,000		6,055	2,000	7,000		7	19	299	913	45
9	7	3	165,000	153,000	66,050	6,000	10,000			4	6	176	170	46
17	4	4	19,743	3,245	2,700	675		2,000		79	22	1,825	480	47
126	4		590,150	3,100		137,657	500	78,000		161	9	10,735	245	48
														49
				30,150							1		12	50
		11			3,900									51
1,171	1,253	1,098	3,569,471	2,740,322	1,775,202	147,494	101,561	379,750	256,350	1,115	1,149	91,853	72,963	52
193	188	184	341,510	299,250	234,450	9,169	5,288	11,000	2,200	173	169	11,582	9,234	53
	253	7	8,806,441	40,666		391,338		57,300		551		16,116	54	54
37	1	7	43,746	6,000		11,754				57	1	1,526	150	56
			425							4		80		57
					15,000									58
4,342	1,974		5,644,096	2,555,372		136,003	76,208	28,900	22,900	3,441	1,260	167,809	56,086	59
122			73,283			6,639		3,000		143		6,475		60
391	417	338	1,418,787	1,050,706	643,185	90,958	44,350	194,600	130,051	393	411	39,259	29,487	61
														62
27			23,875			1,033				27		491		63
60	27		78,955	23,175		7,380	1,710			99	43	2,328	886	64
	6			9,700			100			6			289	65
6	12		12,700	25,700		7,100	1,600	250	1,500	10	13	168	585	65
														66
72	89	88	1,711,090	1,760,691	1,386,455	30,466	49,625	68,000	64,400	67	78	2,732	3,434	67
8	5		55,032	30,350		11,000	7,250	5,000	3,000	14	7	318	110	68
					15,000									69
22	21	22	16,300	14,090	15,000									70
8	3	16	20,750	17,100	36,800			80	2,000	6	6	96	103	71
		1			10,000									72
		1			3,000									73
														74
					6,000									75
					36,000									76
5,744	5,792	4,736	80,842,813	63,240,305	43,335,437	3,928,253	2,708,025	9,295,284	6,761,148	5,804	5,741	654,922	638,089	77
6,815	7,066	5,324	40,327,201	27,439,944	12,206,038	4,160,239	1,792,613	2,318,852	1,106,325	7,706	6,818	942,879	578,418	78
														79
4			18,500			4,000								80
59	29	1	1,115,464	385,800	5,000	322,423	139,900	13,200	2,800	17	4	1,088	371	81
1			18,000			15,000		6,500		2		123		82
164	46	1	2,137,713	484,371	40,000	982,048	131,774	503,614	112,243	126	1	6,739	75	83
10	8		106,700	62,460		21,112	19,000	15,300	2,100	9	1	653	13	84
26	2		180,507	32,160		70,779		14,500		8	1	515	50	85
1,582	1,617	1,899	8,317,978	5,819,620	4,785,680	771,943	374,969	1,932,269	1,297,666	1,574	1,631	172,129	121,822	86
42			1,193,950			83,150		170,300		38		7,997		87
														88
	49	52	939,950	1,187,450										89
	22													

TABLE 67.—COMPARATIVE STATISTICS OF RELIGIOUS BODIES IN

DENOMINATION.	TOTAL NUMBER OF ORGANIZATIONS.			NUMBER OF MEMBERS REPORTED.		
	1916	1906	1890	1916	1906	1890
Evangelistic associations:						
1 Apostolic Church.....	2			112		
2 Apostolic Christian Church.....	54	42		4,766	4,558	
3 Apostolic Faith Movement.....	24	6		2,196	538	
4 Christian Congregation.....	7	9		645	395	
5 Church of Daniel's Band.....	6	4		393	92	
6 Church of God as Organized by Christ.....	17			227		
7 Church Transcendent.....	3			91		
8 Hephzibah Faith Missionary Association.....	12	10		352	293	
9 Lumber River Mission.....	6	5		434	265	
10 Metropolitan Church Association.....	7	6		704	466	
11 Missionary Church Association.....	25	32		1,554	1,256	
12 Peniel Missions.....	10	11		257	703	
13 Pentecost Bands of the World.....	10	16		218	487	
14 Pillar of Fire ¹	21	3		1,129	230	
15 Voluntary Missionary Society in America.....	4	3		855	425	
16 Heavenly Recruit Church ¹		27			938	
17 Free Christian Zion Church of Christ.....	35	15		6,225	1,835	
Friends:						
18 Society of Friends (Orthodox).....	809	873	794	92,379	91,161	80,655
19 Religious Society of Friends (Hicksite).....	166	218	201	17,170	18,560	21,992
20 Orthodox Conservative Friends (Wilburite).....	50	48	52	3,373	3,880	4,329
21 Friends (Primitive).....	2	8	9	60	171	232
22 German Evangelical Synod of North America.....	1,336	1,205	870	339,853	293,137	187,432
23 Holiness Church.....	33			926		
24 Independent churches.....	579	1,079	155	54,393	73,673	13,360
25 International Apostolic Holiness Church ¹	170	74		5,276	2,774	
26 Jacohite Church (Assyrian).....	15			748		
27 Jewish congregations.....	1,901	1,769	533	357,135	² 101,457	130,496
Latter Day Saints:						
28 Church of Jesus Christ of Latter Day Saints.....	965	683	425	403,388	215,796	144,352
29 Reorganized Church of Jesus Christ of Latter Day Saints.....	565	501	431	58,941	40,851	21,773
30 Lithuanian National Catholic Church.....	7			7,343		
Lutheran bodies:						
31 General Synod of the Evangelical Lutheran Church in the United States of America.....	1,846	1,734	1,424	370,715	270,221	164,640
32 United Synod of the Evangelical Lutheran Church in the South.....	492	449	414	56,566	47,747	37,457
33 General Council of the Evangelical Lutheran Church in North America.....	2,389	2,146	1,560	540,642	462,177	276,483
34 Evangelical Lutheran Synodical Conference of America ¹	3,621	3,301	1,934	777,701	648,529	357,153
35 Slovak Evangelical Lutheran Synod of America ¹		59			12,141	
Norwegian Lutheran Church of America—						
36 Hauge's Norwegian Evangelical Lutheran Synod.....	362	272	175	29,893	33,268	14,730
37 Synod for the Norwegian Evangelical Lutheran Church of America.....	987	927	489	112,673	107,712	55,452
38 United Norwegian Lutheran Church in America.....	1,391	1,177	1,122	176,084	185,027	119,972
39 Evangelical Lutheran Joint Synod of Ohio and Other States.....	827	772	421	164,968	123,408	69,505
40 Lutheran Synod of Buffalo.....	42	33	27	6,128	5,270	4,242
41 Evangelical Lutheran Church in America, Eielsen's Synod.....	20	26		1,206	1,013	
42 Evangelical Lutheran Synod of Iowa and Other States.....	977	828	484	130,793	110,254	48,363
43 Danish Evangelical Lutheran Church in America.....	101	92	131	14,544	12,541	10,181
44 Icelandic Evangelical Lutheran Synod in North America.....	14	14	13	1,830	2,101	1,991
45 Immanuel Synod of the Evangelical Lutheran Church in North America.....	15	11	21	2,978	3,275	5,580
46 Finnish Evangelical Lutheran Church of America, or Suomi Synod.....	134	105	11	18,881	12,907	1,385
47 Lutheran Free Church (Norwegian).....	378	320		28,180	26,928	
48 United Danish Evangelical Lutheran Church in America.....	192	198	³ 50	17,324	16,340	³ 3,493
49 Finnish Evangelical Lutheran National Church.....	64	66		7,933	10,111	
50 Apostolic Lutheran Church (Finnish).....	47	68		6,664	8,170	
51 Church of the Lutheran Brethren of America (Norwegian).....	23	16		892	482	
52 Evangelical Lutheran Jehovah Conference.....	6	9		831	735	
53 German Evangelical Lutheran Synod of Texas ¹		25			2,440	
54 Evangelical Lutheran Synod of Michigan and Other States ¹		55	65		9,697	11,482
55 German Augsburg Synod.....			23			7,010
56 Independent congregations.....			231			41,953
Mennonite bodies:						
57 Mennonite Church ¹	307	220	246	34,965	18,674	17,078
58 Amish Mennonite Church ¹		57	97		7,640	10,101
59 Hutterian Brethren ¹	17	8	5	982	275	352
60 Conservative Amish Mennonite Church.....	13			1,066		
61 Old Order Amish Mennonite Church ¹	88	46	22	7,665	5,043	2,038
62 Church of God in Christ (Mennonite).....	21	18	18	1,125	562	471
63 Old Order Mennonite Church (Wisler) ¹	22	9	15	1,608	655	610
64 Reformed Mennonite Church.....	29	34	34	1,281	2,079	1,655
65 General Conference of Mennonites of North America.....	114	90	⁴ 47	15,407	11,661	⁴ 5,879
66 Defenseless Mennonites.....	11	14	9	854	967	856
67 Mennonite Brethren in Christ.....	110	68	45	4,737	2,801	1,113
68 Mennonite Brethren Church of North America ¹	53	13		5,127	1,825	
69 Krimmer Brueder-Gemeinde.....	13	6	12	894	708	1,388
70 Kleine Gemeinde.....	3			171		
71 Central Conference of Mennonites ¹	17	13		2,101	1,363	
72 Conference of the Defenseless Mennonites of North America ¹	15	8		1,171	545	
73 Stauffer Mennonites.....	5			209		
Methodist bodies:						
74 Methodist Episcopal Church.....	29,342	29,943	25,861	3,717,785	2,986,154	2,240,354
75 Methodist Protestant Church.....	2,473	2,843	2,529	186,908	178,544	141,989
76 Wesleyan Methodist Connection of America.....	579	594	565	20,778	20,043	16,492
77 Primitive Methodist Church in the United States of America.....	93	96	84	9,353	7,558	4,764
78 Methodist Episcopal Church, South.....	19,220	17,831	15,017	2,114,479	1,638,480	1,209,976
79 Congregational Methodist Church.....	197	325	214	12,503	14,729	8,765
80 Free Methodist Church of North America.....	1,606	1,553	1,102	35,291	32,838	22,110
81 New Congregational Methodist Church.....	24	35	24	1,256	1,782	1,059
82 African Methodist Episcopal Church.....	6,638	6,647	2,481	548,355	494,777	452,725
83 African Methodist Episcopal Zion Church.....	2,716	2,204	1,704	257,169	184,542	349,788
84 Colored Methodist Protestant Church.....	26	(⁵)	(⁵)	1,967		
85 Union American Methodist Episcopal Church.....	67	77	42	3,624	4,347	2,279
86 African Union Methodist Protestant Church.....	58	69	40	3,751	5,592	3,415
87 Colored Methodist Episcopal Church.....	2,621	2,381	1,759	245,749	172,996	129,383
88 Reformed Zion Union Apostolic Church.....	47	45	32	3,977	3,059	2,346
89 African American Methodist Episcopal Church.....	28	(⁵)	(⁵)	1,310		
90 Reformed Methodist Union Episcopal Church.....	27	58		2,196	4,397	
91 Colored Congregational Methodist Church.....			9			319
92 Independent Methodists.....			15			2,569
93 Evangelist Missionary Church.....			11			951

¹ For changes in denominations, see pp. 530 and 531.² In 1906, heads of families only.³ Figures are for the Danish Church Association.

GENERAL TABLES.

THE UNITED STATES, BY DENOMINATIONS: 1916, 1906, AND 1890—Continued.

NUMBER OF CHURCH EDIFICES REPORTED.			VALUE OF CHURCH PROPERTY REPORTED.			DEBT ON CHURCH PROPERTY REPORTED.		VALUE OF PARSONAGES REPORTED.		SUNDAY SCHOOLS.			
1916	1906	1890	1916	1906	1890	1916	1906	1916	1906	Number reported.		Number of scholars reported.	
										1916	1906	1916	1906
2			\$6,400			\$500				1		60	
51	44		265,325	\$141,550		1,000	\$6,500	\$2,000		48	32	3,068	1,932
8	1		40,950	450		4,000		6,400		16	6	711	245
5	5		11,500	7,200			600			5	7	376	332
5	2		7,800	2,400			100			1	1	22	50
3			1,500										
3			4,500			2,200				3		84	
11	9		21,100	11,300		350	175	4,000		12	9	502	402
6	5		6,425	3,000						6	5	358	256
1	4		100,000	118,300		40,000	74,000	\$13,000		3	4	423	360
21	19		84,700	33,135		1,500	1,500	6,000	1,000	29	34	3,022	1,916
2	1		111,600	40,250				1,000		4	7	66	308
10	16		18,500	69,550		7,900	6,625	9,500	19,500	10	14	430	477
8	3		171,555	90,600		14,800	11,000	4,295		14	2	559	175
4	3		2,580	2,400		63	1,000			4	3	386	390
	8			8,950			700		500		14	14	527
	14		35,900	5,975		1,700	1,150	8,600	450	35	7	3,411	340
733	832	725	4,262,893	2,719,551	\$2,795,784	119,794	41,496	326,830	181,874	718	762	64,583	47,612
168	214	213	1,356,200	1,037,650	1,661,850	800				107	118	6,296	5,944
46	47	52	95,380	93,500	67,000	1,600				8	7	244	205
2	4	5	6,000	6,750	16,700								
1,267	1,258	785	13,118,273	9,376,402	4,614,490	1,492,479	1,161,776	2,668,175	1,717,345	1,244	1,111	145,377	116,106
28			34,200			652		5,600		21		680	
462	812	112	4,429,598	3,984,267	1,486,000	294,284	478,425	362,300	185,450	488	922	39,077	57,680
116	44		200,468	80,150		33,463	13,246	9,900	7,125	152	68	7,923	3,276
874	821	301	31,012,576	23,198,925	9,754,275	6,502,872	4,556,571	164,150	270,550	697	600	66,822	49,514
905	624	266	6,283,226	2,645,363	825,506	268,230	75,793	57,195	1,700	1,058	766	152,930	113,139
382	309	122	871,571	523,185	226,285	62,204	35,989	4,750	6,100	558	403	28,222	16,946
6			88,000			65,700		6,000		1		140	
1,813	1,720	1,322	24,271,797	16,875,429	8,919,170	2,376,634	1,593,778	2,886,790	1,815,250	1,810	1,696	311,501	225,948
488	442	379	2,572,245	1,509,760	1,114,065	166,181	49,692	451,250	339,550	441	385	43,697	30,039
2,330	2,106	1,248	32,108,091	22,394,618	10,379,455	4,530,425	2,944,683	4,187,578	2,607,237	2,385	2,110	307,595	254,882
3,301	2,868	1,531	25,973,538	18,916,407	7,804,313	3,261,637	2,178,741	5,792,672	3,587,760	1,584	1,546	110,300	94,009
	31		219,300			60,700		33,100		12		585	35
255	226	100	1,128,488	682,135	214,395	72,713	55,205	185,500	103,149	298	218	14,011	8,995
800	649	275	4,383,151	2,469,713	806,825	363,588	165,053	898,874	566,805	465	443	24,313	18,714
1,210	1,018	669	5,990,280	3,668,588	1,544,455	324,818	166,203	1,157,375	651,370	873	995	44,042	43,714
807	712	443	5,718,462	3,606,285	1,639,087	679,504	333,580	1,247,255	746,264	714	624	66,773	47,609
41	34	25	244,163	130,000	84,410	32,750	10,314	54,150	36,400	23	14	1,524	626
8	6		23,500	15,900		900	50		1,500	11	6	245	112
879	705	306	4,057,635	2,327,093	739,831	250,214	116,505	1,127,225	627,853	808	640	38,120	27,642
93	70	75	394,809	248,700	129,700	44,934	37,514	148,352	72,200	68	64	2,981	2,983
12	14	4	35,450	32,350	7,200	1,360	998	4,000	2,300	11	13	435	498
8	11	19	78,000	89,300	94,200		6,250	16,750	34,300	9	11	669	1,125
92	50	8	368,771	151,345	12,898	45,953	19,550	55,330	28,750	203	108	9,752	4,515
311	219		1,116,760	660,310		67,719	38,628	222,150	91,000	267	233	10,285	7,479
173	140	33	696,780	418,450	44,775	45,088	43,425	235,470	103,900	178	153	7,777	6,116
41	43		125,091	95,150		15,790	12,500	12,000	2,000	54	69	2,077	2,144
34	37		64,942	62,856		1,467	1,200		2,000	27	27	1,038	50
19	10		45,410	16,400		6,495	3,575	1,200	1,100	22	16	641	393
7	12		17,800	21,550		4,600	7,550	4,400	6,300	4	10	492	350
	18			30,050			1,000		10,850		18		808
	53			184,700		164,770		12,775	51,050		39		2,462
		23				111,060							55
		188				1,249,745							56
285	207	198	1,014,246	500,112	317,045	12,562	1,215	20,750	6,700	289	170	37,096	15,798
	52	61		122,275	70,450		1,321				57		6,367
12	8	6	11,100	9,100		109		300		14		605	
13			20,060			250				11		832	
	4	1		6,700	1,500					5	6	242	493
16	2	3	23,815	1,600	1,600	400				10		675	
23	10	12	43,900	17,950	8,015								
29	29	29	85,965	52,650	62,650								
107	89	44	544,560	303,400	120,550	15,400	5,690	22,200	19,050	109	89	17,594	12,472
11	13	8	33,500	16,800	10,540				500	10	13	1,423	1,102
92	58	34	223,648	140,747	39,600	17,195	756	61,425	28,850	104	60	7,755	3,720
47	13		131,605	13,000	11,350	1,700		800		60	15	7,716	2,550
14	6	11	31,700	17,900		1,000	100	700	400	18	7	1,556	680
2			3,200			390				4		66	
16	12		91,500	25,900						16	12	2,059	958
13	6		30,625	9,000						14	10	1,757	782
3			3,000										
28,406	28,345	22,844	215,104,014	163,357,805	96,723,408	16,615,195	8,640,273	34,751,557	25,508,417	28,580	28,102	3,872,264	2,700,742
2,266	2,457	1,924	7,944,467	6,053,048	3,683,337	484,679	247,524	1,385,160	910,645	2,116	2,181	177,918	141,086
529	489	342	787,731	637,117	393,250	37,060	15,914	243,650	159,175	529	505	29,580	21,463
93	101	78	829,035	630,700	291,993	85,869	90,965	103,600	93	98	14,918	13,177	77
17,251	15,933	12,688	62,428,433	37,278,424	18,775,362	3,849,850	1,256,093	11,777,753	7,265,610	16,690	14,306	1,688,559	1,040,160
195	262	150	166,932	194,275	41,680	4,353	9,477	1,500	1,500	147	182	8,034	8,785
1,217	1,140	620	2,236,325	1,688,745	805,085	121,979	61,124	946,618	612,050	1,197	1,124	58,553	41,443
18	34	17	14,450	27,650	3,750					6	27	302	1,298
6,302	6,538	4,124	14,631,792	11,303,489	6,468,280	1,518,332	1,191,921	2,025,552	1,255,246	6,277	6,285	311,051	292,689
2,495	2,131	1,587	7,591,395	4,833,207	2,714,128	795,437	474,269	632,416	350,690	2,544	2,092	135,102	107,692
			52,733			3,766		1,300		24		870	
59	60	35	182,305	170,150	187,600	49,091	40,796	6,950	6,400	54	78	1,982	3,372
53	71	27	205,825	183,697	54,440	11,255	20,917	12,950	7,500	49	66	2,813	5,266
2,490	2,327	1,653	5,619,862	3,017,849	1,7								

TABLE 67.—COMPARATIVE STATISTICS OF RELIGIOUS BODIES IN THE

DENOMINATION.	TOTAL NUMBER OF ORGANIZATIONS.			NUMBER OF MEMBERS REPORTED.		
	1916	1906	1890	1916	1906	1890
Moravian bodies:						
1 Moravian Church (Unitas Fratrum).....	110	117	92	26,373	17,155	11,745
2 Evangelical Union of Bohemian and Moravian Brethren in North America.....	23	15		1,714	771	
3 Independent Bohemian and Moravian Brethren Churches.....	3			320		
4 New Apostolic Church.....	20	13		3,828	2,020	
5 Nonsectarian Churches of Bible Faith.....	58	204		2,273	6,396	
Old Catholic Churches in America:						
6 Old Roman Catholic Church.....	12	(1)	(1)	4,700		
7 American Catholic Church.....	3			475		
8 Catholic Church of North America.....	6			9,025		
9 Old Catholic Church.....			4			665
10 Pentecostal Church of the Nazarene.....	867	100		32,259	6,657	
11 Pentecostal Holiness Church.....	192			5,353		
12 Polish National Catholic Church of America ²	34	24		28,245	15,473	
Presbyterian bodies:						
13 Presbyterian Church in the United States of America.....	9,660	7,935	6,712	1,611,251	1,179,566	787,743
14 Cumberland Presbyterian Church.....	1,317	2,850	2,791	72,052	195,770	161,940
15 Colored Cumberland Presbyterian Church.....	136	196	224	13,077	18,066	12,956
16 Welsh Calvinistic Methodist Church.....	135	147	187	14,566	13,280	12,722
17 United Presbyterian Church of North America.....	991	968	866	160,726	130,342	94,402
18 Presbyterian Church in the United States.....	3,368	3,104	2,391	357,769	266,345	179,721
19 Associate Synod of North America (Associate Presbyterian Church).....	12	22	31	490	786	1,053
20 Associate Reformed Presbyterian Church ²	133	141	116	15,124	13,201	8,501
21 Synod of the Reformed Presbyterian Church of North America.....	103	114	115	8,185	9,122	10,574
22 Reformed Presbyterian Church in North America, General Synod ²	14	27	33	2,386	3,620	4,602
23 Reformed Presbyterian Church in the United States and Canada ²		1	1		440	600
24 Reformed Presbyterian Church (Covenanted) ²		1	4		17	37
25 Protestant Episcopal Church.....	7,392	6,845	5,018	1,092,821	886,942	532,048
Reformed bodies:						
26 Reformed Church in America.....	715	659	572	144,929	124,938	92,970
27 Reformed Church in the United States.....	1,761	1,736	1,510	344,374	292,654	204,018
28 Christian Reformed Church.....	226	174	99	38,668	26,669	12,470
29 Hungarian Reformed Church in America.....	46	16		9,851	5,253	
30 Reformed Catholic Church ²			8		1,250	1,000
31 Reformed Episcopal Church.....	75	81	83	11,050	9,682	8,455
32 Roman Catholic Church.....	17,487	12,482	* 10,239	15,721,815	* 14,210,755	* 7,343,186
33 Salvation Army.....	749	694	329	35,954	22,908	8,742
Scandinavian Evangelical bodies:²						
34 Swedish Evangelical Mission Covenant of America.....	324	281		29,164	20,760	
35 Swedish Evangelical Free Church ²	102	127		6,208	6,952	
36 Norwegian-Danish Free Church.....	32			2,444		
37 Schwenkfelders.....	6	8	4	1,127	725	306
38 Social Brethren.....	19	17	20	950	1,262	913
39 Society for Ethical Culture.....	5	5	4	2,850	2,040	1,064
Spiritualists:						
40 Spiritualists (National Spiritualists' Association).....	346	455	334	23,197	35,056	45,030
41 Progressive Spiritual Church ²	11			5,831		
42 Temple Society in the United States (Friends of the Temple).....	2	3	4	260	376	340
Theosophical societies:						
43 Theosophical Society ²	17	14		199	166	
44 Theosophical Society, New York.....	1	1	40	72	90	695
45 Theosophical Society, American Section.....	157	69		5,097	2,080	
46 Universal Brotherhood and Theosophical Society ²	1	1				
47 Unitarians.....	414	461	421	82,515	70,542	67,749
United Brethren bodies:						
48 Church of the United Brethren in Christ.....	3,487	3,732	3,731	348,828	274,649	202,474
49 Church of the United Brethren in Christ (Old Constitution).....	409	572	795	19,106	21,401	22,807
50 United Evangelical Church.....	957	978		89,774	69,882	
51 Universalists.....	650	846	956	58,566	64,158	49,194
52 Vedanta Society.....	3	4		190	340	
53 Volunteers of America.....	97	71		10,204	2,194	

¹ Not reported.² For changes in denominations, see below.

* Includes figures for the Greek Catholic Church (Uniat), reported separately in 1890.

NOTES REGARDING CHANGES IN DENOMINATIONS.

Churches of God (Adventist), Unattached Congregations.—Included with the Independent churches.

Evangelical Adventists.—Included with the Independent churches.

American Rescue Workers.—Name changed from American Salvation Army in 1913. Returned as part of the Salvation Army in 1890.

Colored Free Will Baptists.—Returned as United American Freewill Baptists (Colored) in 1906.

Regular Baptists.—In the report for 1890 the term "Regular" was applied to the great body of churches included in the Northern, Southern, and National Conventions.

Colored Primitive Baptists.—Returned as Colored Primitive Baptists in America in 1906; returned as part of the Primitive Baptists in 1890, the Colored Primitive Baptist body not having been, so far as known, in existence at that time.

Church of the Brethren (Conservative Dunkers).—Returned as German Baptist Brethren (Conservative) in 1906 and as Dunkards (Conservative) in 1890.

Brethren, Plymouth, V.—Separated from Brethren, Plymouth, III, since 1906.

Brethren, Plymouth, VI.—Separated from Brethren, Plymouth, IV, since 1906.

Gospel Mission.—United with the Christian and Missionary Alliance since 1906.

Christian Catholic Church in Zion.—So far as can be learned, organic denominational existence has ceased.

Christian Israelite Church.—So far as can be learned, organic denominational existence has ceased.

Christian Church (American Christian Convention).—Returned as Christians (Christian Connection) in 1906 and in 1890. The Christian Church (South), reported separately in 1890, was included with this body in 1906.

Churches of Christ.—Included with Disciples of Christ in 1890.

Church of the Living God, Christian Workers for Fellowship.—Name changed from Church of the Living God, Christian Workers for Friendship since 1906.

Church of Christ in God.—United with Church of the Living God, Christian Workers for Fellowship since 1906.

Church of the Living God, General Assembly.—Name changed from Church of the Living God, Apostolic Church since 1906.

Congregational Churches.—Returned as Congregationalists in 1906.

Evangelical Protestant Church of North America.—German Evangelical Protestant Ministers' Association and German Evangelical Protestant Ministers' Conference united to form the Evangelical Protestant Church of North America since 1906.

Pillar of Fire.—Name changed from Pentecostal Union Church since 1906.

UNITED STATES, BY DENOMINATIONS: 1916, 1906, AND 1890—Continued.

NUMBER OF CHURCH EDIFICES REPORTED.			VALUE OF CHURCH PROPERTY REPORTED.			DEBT ON CHURCH PROPERTY REPORTED.		VALUE OF PARSONAGES REPORTED.		SUNDAY SCHOOLS.			
										Number reported.		Number of scholars reported.	
1916	1906	1890	1916	1906	1890	1916	1906	1916	1906	1916	1906	1916	1906
117	129	112	\$1,368,220	\$922,900	\$676,250	\$68,996	\$31,635	\$306,100	\$206,625	112	119	14,954	12,901
13	8	19,720	13,750	250	3,950	700	20	2	565	97
3	9,000	3,000	3	348
6	2	69,710	8,500	47,040	6,000	12	3	689	250
25	41	25,050	25,910	20	3,300	12	33	530	1,976
11	89,300	55,360	10,200	11	1,271
1	3,000	1,000	2	75
5	53,500	18,500	5,500	4	750
.....	3	13,320	6
596	69	1,719,822	393,990	308,525	97,224	107,683	22,500	747	82	40,575	5,039
154	478,077	13,689	4,825	143	7,315
37	27	929,636	494,700	315,106	216,900	175,164	74,000	27	22	2,927	1,289
9,068	8,185	6,660	150,239,123	114,882,781	74,447,450	7,504,138	5,116,899	17,048,494	11,503,460	9,631	8,300	1,381,682	1,045,056
1,163	2,474	2,024	1,935,072	5,803,960	3,515,510	69,455	208,876	149,500	658,400	909	1,846	53,431	120,311
132	195	183	230,426	203,778	195,826	7,576	10,407	8,100	5,825	139	192	7,471	6,952
131	156	189	1,012,000	781,350	625,875	44,938	27,425	81,500	66,916	127	138	10,789	11,347
986	984	832	13,543,213	10,760,208	5,408,084	1,068,964	546,557	1,701,625	1,155,750	1,019	991	156,072	115,963
3,321	3,012	2,288	23,924,915	15,488,489	8,812,152	1,319,344	539,111	3,782,057	2,598,485	3,273	2,699	313,165	189,767
12	19	23	26,400	28,825	29,200	2,500	6	9	137	289
130	142	116	667,650	436,550	211,850	39,196	16,680	145,165	96,975	146	131	13,411	9,732
102	116	115	1,131,600	1,258,105	1,071,400	30,511	48,650	74,400	52,800	115	122	9,498	9,613
15	27	33	279,200	365,400	469,000	11,000	25,420	15,500	17,250	15	23	1,765	2,013
.....	1	1	200,000	75,000	5,000	1	132
6,726	6,922	5,018	164,990,150	125,040,498	81,219,117	6,380,117	4,930,914	18,395,182	13,207,084	5,790	5,601	489,036	464,351
757	773	670	18,928,383	15,553,250	10,340,159	1,083,623	729,225	2,378,790	2,022,450	799	757	123,092	120,705
1,719	1,740	1,304	20,116,336	14,067,897	7,975,583	2,007,041	1,360,552	2,598,115	1,827,569	1,738	1,677	304,250	222,324
233	181	106	1,658,308	903,600	428,500	486,408	216,287	619,095	290,250	214	150	24,445	18,340
38	12	434,600	123,500	189,624	70,950	112,750	26,500	34	4	2,312	179
.....	1	60,000	15,000
74	87	84	1,702,187	1,469,787	1,615,101	94,198	67,143	67,000	48,950	72	89	8,603	9,864
15,120	11,881	8,784	374,206,895	292,638,787	118,123,346	68,590,159	49,488,055	61,338,287	36,302,064	12,800	11,172	1,860,836	1,481,535
167	159	27	2,230,158	3,175,154	38,150	939,586	1,154,901	2,857	21,500	716	579	41,295	17,346
310	268	2,295,172	1,225,220	205,132	121,694	375,200	184,500	322	291	30,937	24,888
98	121	480,966	413,455	49,405	73,293	74,840	54,026	99	127	8,672	7,616
31	277,700	85,138	13,300	32	2,092
6	8	6	76,000	38,700	12,200	1,700	6	5	1,511	991
18	15	11	15,000	13,800	8,700	8	6	421	180
.....	4	5	436	466
75	100	30	440,955	958,048	573,650	79,469	79,570	10,000	3,700	81	76	3,180	2,699
3	51,500	1	50
2	3	5	10,500	11,000	15,300	300	1,000	2	3	140	168
.....
.....	1	600	45
.....	300	4	33
399	463	424	15,247,349	14,263,277	10,335,100	447,174	332,330	819,912	584,750	334	364	19,675	24,005
3,244	3,410	2,837	13,787,579	8,401,539	4,292,643	1,489,929	489,035	2,296,847	1,423,282	3,299	3,409	402,838	278,764
380	490	578	707,396	672,252	644,940	11,253	9,924	138,000	84,650	376	461	24,113	22,556
905	920	4,657,893	3,180,359	524,988	292,004	962,490	610,251	944	918	129,453	93,176
620	776	832	7,876,103	10,575,656	8,054,333	408,766	464,755	591,925	491,100	467	600	33,272	42,201
2	2	37,500	52,000	20,000
16	10	226,950	83,521	93,516	40,621	26	36	1,483	1,736

* Corrected figures; see explanation on p. 29; also includes, in 1890, figures for the Greek Catholic Church (Uniat), reported separately in 1890.
 † No statistics available.

Heavenly Recruit Church.—So far as can be learned, organic denominational existence has ceased.

International Apostolic Holiness Church.—Name changed from International Apostolic Holiness Union since 1906.

Slovak Evangelical Lutheran Synod of America.—United with Evangelical Lutheran Synodical Conference of America since 1906.

German Evangelical Lutheran Synod of Texas.—United with different Lutheran Synods since 1906.

Evangelical Lutheran Synod of Michigan and Other States.—United with different Lutheran Synods since 1906.

Amish Mennonite Church.—United with the Mennonite Church since 1906.

Hutterian Brethren.—Returned as Bruederhof Mennonite Church in 1906.

Old Order Amish Mennonite Church.—Returned as Old Amish Mennonite Church in 1906.

Old Order Mennonite Church (Wisler).—Returned as Old (Wisler) Mennonite Church in 1906.

Mennonite Brethren Church of North America.—Name changed from Schellenberger Brueder-Gemeinde since 1906.

Central Conference of Mennonites.—Name changed from Central Illinois Conference of Mennonites since 1906.

Conference of the Defenseless Mennonites of North America.—Returned as Nebraska and Minnesota Conference of Mennonites in 1906.

Polish National Catholic Church of America.—Returned as the Polish National Church of America in 1906.

Associate Reformed Presbyterian Church.—Name changed from Associate Reformed Synod of the South since 1906.

Reformed Presbyterian Church in the United States and Canada.—United with the Reformed Presbyterian Church in North America, General Synod, since 1906.

Reformed Presbyterian Church (Covenanted).—Included with the Independent churches.

Reformed Catholic Church.—Included with the Independent churches.

Scandinavian Evangelical bodies.—Returned as Swedish Evangelical bodies in 1906.

Swedish Evangelical Free Church.—Name changed from Swedish Evangelical Free Mission since 1906.

Progressive Spiritual Church.—Separated from Spiritualists (National Spiritualist Association) since 1906.

Theosophical Society.—Returned as Theosophical Society in America in 1906.

TABLE 68.—COMPARATIVE STATISTICS OF RELIGIOUS BODIES

DIVISION AND STATE.	TOTAL NUMBER OF ORGANIZATIONS.			NUMBER OF MEMBERS REPORTED.			NUMBER OF CHURCH EDIFICES REPORTED.		
	1916	1906	1890	1916	1906	1890	1916	1906	1890
1 UNITED STATES.....	227,487	212,230	165,151	41,926,854	35,068,058	21,699,432	203,432	192,795	142,487
GEOGRAPHIC DIVISIONS:									
2 New England.....	8,546	8,317	7,390	3,657,945	3,214,236	1,946,485	7,977	8,143	6,937
3 Middle Atlantic.....	26,557	25,275	20,497	9,767,914	8,122,180	4,748,351	24,906	24,848	19,770
4 East North Central.....	36,165	36,664	32,641	8,334,970	7,211,618	4,485,121	34,008	34,169	29,200
5 West North Central.....	31,938	32,359	27,706	4,715,305	4,174,079	2,637,221	28,635	28,087	19,064
6 South Atlantic.....	46,116	41,655	30,423	6,664,362	4,579,651	3,340,894	43,138	39,627	29,309
7 East South Central.....	33,171	30,864	23,474	3,580,177	3,082,311	2,171,628	29,471	28,474	21,574
8 West South Central.....	30,746	26,914	17,270	3,655,388	2,839,982	1,463,609	24,104	21,120	12,419
9 Mountain.....	6,487	4,210	2,393	1,194,250	838,325	459,489	4,685	3,304	1,585
10 Pacific.....	7,761	5,972	3,857	1,356,543	1,005,676	446,634	6,508	5,023	2,629
NEW ENGLAND:									
11 Maine.....	1,623	1,559	1,605	255,293	233,003	179,001	1,502	1,511	1,342
12 New Hampshire.....	892	856	783	210,736	211,450	109,986	820	851	774
13 Vermont.....	861	909	904	145,682	161,742	113,870	836	891	802
14 Massachusetts.....	3,207	3,088	2,547	1,977,482	1,753,334	1,051,215	2,937	2,983	2,458
15 Rhode Island.....	508	521	402	344,060	299,292	165,082	480	493	386
16 Connecticut.....	1,455	1,384	1,149	724,692	555,415	336,331	1,402	1,414	1,175
MIDDLE ATLANTIC:									
17 New York.....	9,905	9,639	8,237	4,315,404	3,995,345	2,375,316	9,057	9,103	7,942
18 New Jersey.....	3,187	2,802	2,085	1,337,983	935,448	547,752	2,937	2,875	2,204
19 Pennsylvania.....	13,465	12,834	10,175	4,114,527	3,191,387	1,825,283	12,912	12,780	9,624
EAST NORTH CENTRAL:									
20 Ohio.....	9,567	9,890	9,345	2,291,793	1,841,282	1,274,723	9,251	9,519	8,857
21 Indiana.....	6,809	6,863	6,480	1,177,341	969,261	714,878	6,403	6,580	5,944
22 Illinois.....	9,343	9,374	8,296	2,522,373	2,241,682	1,286,469	8,758	8,626	7,352
23 Michigan.....	5,529	5,635	4,798	1,181,431	1,069,326	608,726	5,023	4,882	3,761
24 Wisconsin.....	4,917	4,902	3,722	1,162,032	1,090,067	600,325	4,573	4,562	3,286
WEST NORTH CENTRAL:									
25 Minnesota.....	5,022	4,759	3,429	931,388	901,199	580,549	4,538	4,280	2,619
26 Iowa.....	5,736	6,293	5,539	937,334	825,303	685,850	5,491	5,921	4,539
27 Missouri.....	8,486	9,206	8,064	1,370,551	1,266,764	764,580	7,630	8,146	6,121
28 North Dakota.....	2,520	1,993	868	225,877	169,864	64,160	1,967	1,325	335
29 South Dakota.....	2,180	1,801	1,589	199,017	172,728	90,029	1,806	1,461	774
30 Nebraska.....	3,288	3,313	2,797	440,791	363,585	203,555	2,908	2,847	1,822
31 Kansas.....	4,706	4,994	4,920	610,347	474,636	348,498	4,295	4,107	2,844
SOUTH ATLANTIC:									
32 Delaware.....	490	468	382	86,524	75,526	50,757	462	478	401
33 Maryland.....	2,955	2,773	2,328	602,587	502,717	404,373	2,867	2,814	2,369
34 District of Columbia.....	349	289	217	164,413	144,484	100,837	309	264	205
35 Virginia.....	7,152	6,639	4,998	949,136	798,611	571,415	6,902	6,480	4,894
36 West Virginia.....	4,639	4,042	2,989	427,865	308,626	192,679	3,984	3,428	2,160
37 North Carolina.....	9,735	8,592	6,824	1,080,723	825,088	685,660	9,244	8,188	6,512
38 South Carolina.....	5,679	5,385	3,815	794,126	667,754	509,431	5,427	5,290	3,967
39 Georgia.....	10,722	10,097	6,899	1,234,132	1,032,438	681,032	10,071	9,624	7,008
40 Florida.....	4,395	3,370	1,971	324,856	224,407	144,710	3,872	3,061	1,793
EAST SOUTH CENTRAL:									
41 Kentucky.....	7,331	6,553	5,555	967,602	887,602	622,721	6,163	5,894	4,768
42 Tennessee.....	8,545	8,021	6,350	840,133	700,614	554,841	7,533	7,400	6,792
43 Alabama.....	9,402	8,894	6,383	1,009,465	831,671	561,506	8,599	8,183	6,013
44 Mississippi.....	7,893	7,396	5,186	762,977	662,424	432,560	7,176	6,997	5,001
WEST SOUTH CENTRAL:									
45 Arkansas.....	6,991	6,208	4,874	583,209	431,896	296,886	5,513	5,192	3,791
46 Louisiana.....	4,038	3,855	2,701	863,067	863,214	437,361	3,568	3,630	2,520
47 Oklahoma.....	5,401	4,497	929	424,492	263,550	34,619	3,702	2,709	470
48 Texas.....	14,316	12,354	8,766	1,784,620	1,281,322	694,743	11,321	9,589	6,638
MOUNTAIN:									
49 Montana.....	1,333	546	273	137,566	111,753	36,916	766	407	164
50 Idaho.....	1,048	676	247	135,386	77,765	24,885	768	495	143
51 Wyoming.....	355	228	141	39,505	25,756	12,973	255	160	43
52 Colorado.....	1,465	1,268	647	257,977	223,281	95,151	1,162	956	463
53 New Mexico.....	1,088	625	463	208,899	158,460	123,498	712	522	381
54 Arizona.....	450	237	131	117,014	60,318	30,325	321	181	70
55 Utah.....	618	542	427	280,848	174,289	129,166	608	516	280
56 Nevada.....	130	88	64	16,145	16,703	6,575	93	67	41
PACIFIC:									
57 Washington.....	2,378	1,771	892	283,709	205,208	62,477	1,920	1,416	532
58 Oregon.....	1,612	1,304	969	179,468	126,461	75,859	1,344	1,086	592
59 California.....	3,771	2,897	1,996	893,366	674,007	308,298	3,244	2,521	1,505

† Corrected figures; see explanation on p. 29 for change in the number of members of the Roman Catholic Church.

GENERAL TABLES.

FOR ALL DENOMINATIONS, BY STATES: 1916, 1906, AND 1890.

VALUE OF CHURCH PROPERTY REPORTED.			DEBT ON CHURCH PROPERTY REPORTED.		VALUE OF PARSONAGES REPORTED.		SUNDAY SCHOOLS.				
1916	1906	1890	1916	1906	1916	1906	Number reported.		Number of scholars reported.		
1916	1906	1890	1916	1906	1916	1906	1916	1906	1916	1906	
\$1,676,600,582	\$1,257,575,867	\$679,426,489	\$164,864,899	\$108,050,946	\$218,846,096	\$143,495,853	194,759	178,214	19,935,890	14,685,997	1
161,610,601	147,218,962	86,696,585	13,799,490	13,754,532	22,200,319	16,685,314	7,942	7,915	1,105,119	985,853	2
566,042,920	479,678,548	255,530,792	66,190,579	50,731,430	64,445,641	46,596,885	24,378	23,853	4,052,130	3,296,709	3
338,059,572	226,396,866	133,729,550	36,008,042	17,858,458	48,123,840	28,964,122	32,065	32,144	4,028,299	2,974,713	4
191,163,247	129,859,693	65,093,985	15,529,073	8,636,047	32,684,875	19,817,181	26,403	26,561	2,449,855	1,830,422	5
174,398,018	114,460,588	62,009,981	12,829,307	7,551,092	21,368,017	13,557,541	40,655	35,763	3,408,250	2,412,617	6
79,252,748	55,310,623	33,156,913	4,680,344	2,181,485	9,015,525	5,665,505	27,004	23,543	1,913,330	1,317,753	7
75,181,428	45,073,340	17,225,035	6,002,894	2,429,709	9,549,975	5,639,849	23,905	19,408	1,795,993	1,115,408	8
29,877,947	18,808,207	8,783,959	2,603,329	1,275,972	3,807,952	2,160,740	5,387	3,617	494,359	319,264	9
61,014,101	40,769,040	17,199,689	8,210,841	3,632,221	7,649,952	4,408,716	7,020	5,410	688,095	433,258	10
10,478,836	9,955,363	6,192,400	754,058	614,198	1,879,779	1,435,201	1,479	1,450	130,433	107,440	11
8,646,642	7,864,991	4,457,225	746,581	625,807	1,696,910	1,313,525	796	763	77,593	64,865	12
7,062,635	5,939,492	4,643,800	347,217	470,095	1,459,835	1,207,900	782	872	61,109	61,277	13
89,893,220	84,729,445	46,835,014	7,188,653	8,203,412	9,950,857	7,772,560	3,015	2,999	555,236	491,697	14
12,270,684	9,533,543	7,583,110	1,432,255	1,064,432	1,666,019	960,980	500	491	90,393	80,901	15
33,258,584	29,196,128	16,985,036	3,330,726	2,776,588	6,646,919	3,995,148	1,370	1,340	190,355	179,673	16
293,210,904	255,163,284	140,123,008	36,201,461	28,382,866	28,782,609	22,283,225	8,616	8,795	1,296,956	1,247,051	17
54,699,435	50,907,123	29,490,414	8,546,987	6,786,368	10,092,037	6,376,490	3,042	2,785	501,756	404,095	18
208,132,581	173,606,141	85,917,370	21,447,131	15,562,196	25,570,995	17,937,170	12,720	12,273	2,253,418	1,645,563	19
102,766,009	74,670,765	42,138,862	9,178,832	5,202,205	12,092,247	7,916,108	8,970	9,226	1,330,312	939,469	20
46,218,760	31,081,500	18,671,131	4,254,263	1,723,109	5,801,374	3,623,538	5,979	6,879	735,967	516,809	21
103,612,316	66,222,514	39,715,245	12,953,904	6,317,919	15,117,239	8,640,268	8,271	8,173	1,083,048	825,323	22
45,756,864	27,144,250	18,682,971	4,325,849	1,729,978	7,864,418	3,946,747	4,951	4,830	655,007	414,421	23
39,704,623	27,277,837	14,521,341	4,295,194	2,885,247	7,748,562	4,837,471	3,894	4,036	323,965	278,691	24
39,693,528	26,053,159	12,940,152	3,938,599	2,066,006	6,620,743	4,044,430	3,876	3,975	328,883	273,223	25
43,534,798	30,464,860	16,056,786	2,947,071	1,517,992	9,170,800	5,481,894	5,144	5,575	540,174	413,548	26
49,877,820	38,059,233	19,663,737	4,408,507	3,257,740	4,918,091	3,448,045	6,828	6,917	664,567	604,770	27
8,521,321	4,576,157	780,775	986,801	463,890	1,815,655	957,814	1,916	1,511	102,411	61,199	28
8,024,832	4,538,013	1,761,277	624,597	232,123	2,021,275	1,111,745	1,656	1,463	98,825	71,554	29
18,702,423	12,114,817	6,443,689	1,007,564	631,042	4,004,012	2,304,069	2,689	2,845	253,765	192,443	30
23,808,525	14,053,454	7,447,569	1,615,934	567,254	4,134,299	2,469,184	4,294	4,275	461,230	313,685	31
4,847,275	3,250,105	2,708,825	340,369	248,720	699,420	470,605	442	441	56,280	49,926	32
29,162,381	23,765,172	15,445,946	2,628,920	2,095,293	3,872,368	2,758,674	2,797	2,606	329,626	261,440	33
13,937,158	10,025,122	6,313,625	2,090,359	1,570,609	840,842	612,741	338	345	75,094	56,771	34
29,480,547	19,699,014	10,473,943	2,081,152	996,367	4,044,167	2,471,251	6,461	5,965	598,379	430,452	35
15,472,996	9,733,585	3,701,483	1,382,105	512,412	2,353,522	1,622,566	4,050	3,486	337,682	212,577	36
25,523,323	14,053,505	7,077,440	1,306,437	498,043	3,077,203	1,681,622	8,930	7,293	739,215	487,261	37
16,668,816	10,209,443	5,636,236	957,303	350,527	2,224,415	1,352,263	5,413	5,020	452,047	328,829	38
28,139,165	17,929,183	8,228,060	1,230,968	848,770	2,609,924	1,696,113	8,619	8,052	613,947	460,769	39
11,166,357	5,795,859	2,424,423	811,694	430,351	1,646,156	891,706	3,605	2,603	205,980	124,592	40
24,606,112	18,044,389	12,112,320	1,477,019	862,993	2,668,861	1,637,943	5,704	4,723	476,566	314,667	41
22,532,562	14,469,012	9,885,943	1,384,111	445,709	2,347,760	1,346,711	6,884	6,101	623,681	355,550	42
19,259,812	13,314,993	6,768,477	1,217,128	527,479	2,352,028	1,443,022	7,847	6,808	524,935	361,279	43
12,854,262	9,482,229	4,390,173	608,086	345,304	1,646,876	1,237,829	6,589	5,911	388,608	286,257	44
11,399,038	6,733,375	3,266,663	839,447	361,011	1,188,270	778,190	5,302	4,398	342,947	230,238	45
13,043,865	10,456,146	5,032,194	1,051,871	689,072	1,732,464	1,314,247	3,399	3,320	221,326	177,739	46
10,246,686	4,933,843	243,841	982,879	435,569	1,489,445	882,806	4,030	3,012	313,346	173,896	47
40,491,839	22,949,976	8,682,337	3,128,697	944,057	5,139,796	2,864,606	11,174	8,678	918,374	533,535	48
4,380,231	2,809,779	885,950	456,171	195,122	860,767	450,110	1,013	477	59,788	33,891	49
3,434,634	1,726,734	281,310	269,017	119,677	416,125	217,375	907	599	80,623	45,437	50
1,610,453	778,142	368,625	85,312	45,394	309,050	144,650	345	202	23,129	13,472	51
10,010,432	7,723,200	4,743,317	1,168,917	619,367	1,289,528	863,920	1,304	1,099	139,406	96,919	52
1,951,963	956,605	531,925	116,390	53,535	305,925	186,770	715	364	45,122	20,050	53
1,770,803	798,975	270,816	137,521	71,441	272,105	121,525	340	217	30,584	14,967	54
6,204,698	3,612,422	1,493,791	327,916	152,131	252,392	107,690	654	575	108,257	89,887	55
514,733	402,350	208,225	44,085	19,305	102,060	68,700	109	84	7,150	4,641	56
12,768,638	8,082,986	2,408,625	2,245,838	833,258	1,641,338	902,801	2,151	1,631	184,630	114,467	57
7,735,283	4,620,793	2,829,150	970,667	257,815	1,121,820	623,280	1,423	1,090	120,162	75,119	58
40,510,180	28,065,261	11,961,914	4,994,336	2,541,148	4,886,794	2,882,625	3,446	2,689	383,308	243,672	59

RELIGIOUS BODIES.

TABLE 69.—COMPARISON OF NUMBER OF MEMBERS IN

[The denominations presented in this table

DIVISION AND STATE.	MEMBERS.											
	ALL DENOMINATIONS.			Adventist bodies.						Armenian Church.		
	1916	1906	1890	Advent Christian.			Seventh-day Adventist.			1916	1906	1890
				1916	1906	1890	1916	1906	1890			
1 UNITED STATES.....	41,926,854	35,068,058	21,699,432	30,597	26,799	25,816	79,355	62,211	28,991	27,450	19,889	335
GEOGRAPHIC DIVISIONS:												
2 New England.....	3,657,945	3,214,236	1,946,485	10,287	9,759	10,293	3,405	2,474	1,786	13,397	10,425	265
3 Middle Atlantic.....	9,767,914	8,122,180	4,748,351	1,374	1,475	1,517	7,431	5,065	2,145	5,296	5,145	70
4 East North Central.....	8,334,970	7,211,618	4,485,121	3,947	3,607	3,631	15,777	16,505	9,860	5,410	1,768
5 West North Central.....	4,715,305	4,174,079	2,637,221	1,622	1,832	3,463	14,296	13,724	9,123	230
6 South Atlantic.....	5,664,362	4,579,651	3,340,894	9,354	6,598	4,139	6,269	2,939	678	187
7 East South Central.....	3,580,177	3,082,311	2,171,628	1,013	953	903	2,803	2,139	291
8 West South Central.....	3,655,388	2,839,982	1,463,609	1,092	1,067	1,043	5,141	4,427	931
9 Mountain.....	1,194,250	838,325	459,489	139	121	8	5,840	4,106	708
10 Pacific.....	1,356,543	1,005,676	446,634	1,769	1,387	819	18,393	10,832	3,469	3,347	2,134
NEW ENGLAND:												
11 Maine.....	255,293	233,003	170,001	2,575	1,610	2,317	586	527	459	318
12 New Hampshire.....	210,736	211,450	109,986	1,570	1,608	1,978	164	115	112	465
13 Vermont.....	145,682	161,742	113,870	1,040	1,082	1,079	399	458	526
14 Massachusetts.....	1,977,482	1,753,334	1,051,215	2,780	3,053	2,611	1,655	926	490	9,285	6,960	195
15 Rhode Island.....	344,060	299,292	165,082	772	761	950	182	179	108	4,000	2,103	70
16 Connecticut.....	724,692	555,415	336,331	1,550	1,645	1,358	419	269	91	112	579
MIDDLE ATLANTIC:												
17 New York.....	4,315,404	3,995,345	2,375,316	1,024	1,145	1,048	3,546	2,614	1,176	2,693	3,295	70
18 New Jersey.....	1,337,983	935,448	547,752	1,181	451	85	1,500	550
19 Pennsylvania.....	4,114,527	3,191,387	1,825,283	350	330	469	2,704	2,000	884	1,103	1,300
EAST NORTH CENTRAL:												
20 Ohio.....	2,291,793	1,841,282	1,274,723	1,135	782	953	2,490	2,334	1,189
21 Indiana.....	1,177,341	969,261	714,873	618	669	455	1,800	2,029	1,193
22 Illinois.....	2,522,373	2,241,682	1,286,469	1,023	1,054	1,019	2,440	1,906	871	245	1,446
23 Michigan.....	1,181,431	1,069,326	608,726	325	451	591	6,266	7,042	4,715	5,000	168
24 Wisconsin.....	1,162,032	1,090,067	600,325	846	651	613	2,781	3,194	1,892	165	154
WEST NORTH CENTRAL:												
25 Minnesota.....	931,388	901,199	580,549	296	349	710	2,300	2,103	2,313
26 Iowa.....	937,334	825,393	585,850	502	608	1,272	2,851	3,097	2,197
27 Missouri.....	1,370,551	1,266,764	764,580	358	323	230	1,830	1,505	815	230
28 North Dakota.....	225,877	169,864	64,160	1,322	868	95
29 South Dakota.....	199,017	172,728	90,029	163	1,046	884
30 Nebraska.....	440,791	393,585	203,555	125	305	98	1,042	829
31 Kansas.....	610,347	474,636	348,498	341	247	990	2,504	2,415	1,990
SOUTH ATLANTIC:												
32 Delaware.....	86,524	75,526	50,757	189	155	26
33 Maryland.....	602,537	502,717	404,373	897	401	23
34 District of Columbia.....	164,413	144,494	100,337	1,006	382	96	75
35 Virginia.....	949,136	798,611	571,415	593	507	165	736	576	114	112
36 West Virginia.....	427,865	308,626	192,679	2,629	1,476	681	283	344	136
37 North Carolina.....	1,080,723	825,088	685,660	1,960	1,388	1,549	704	264	83
38 South Carolina.....	794,126	667,754	509,431	789	509	811	485	201
39 Georgia.....	1,234,132	1,032,438	681,032	1,429	917	873	710	205	81
40 Florida.....	324,856	224,407	144,710	1,954	1,801	60	1,259	411	119
EAST SOUTH CENTRAL:												
41 Kentucky.....	967,602	887,602	622,721	130	382	343	80
42 Tennessee.....	840,133	700,614	554,841	274	351	185	1,414	1,101	211
43 Alabama.....	1,009,465	831,671	561,506	296	413	688	609	315
44 Mississippi.....	782,877	662,424	432,560	313	189	30	398	380
WEST SOUTH CENTRAL:												
45 Arkansas.....	583,209	431,896	296,886	84	120	671	601	544	363
46 Louisiana.....	863,067	863,214	437,361	142	34	51	481	502	116
47 Oklahoma.....	424,492	263,550	34,619	215	502	2,258	1,967
48 Texas.....	1,784,620	1,281,322	694,743	651	411	321	1,801	1,414	452
MOUNTAIN:												
49 Montana.....	137,566	111,753	36,016	701	565	49
50 Idaho.....	135,388	77,765	24,885	139	88	1,065	430	148
51 Wyoming.....	39,505	25,756	12,973	224	76
52 Colorado.....	257,977	223,281	95,151	33	2,762	2,311	414
53 New Mexico.....	209,809	158,460	123,498	323	218
54 Arizona.....	117,014	50,318	30,325	441	214	12
55 Utah.....	280,848	174,289	129,166	8	175	216	29
56 Nevada.....	16,145	16,703	6,575	149	76	56
PACIFIC:												
57 Washington.....	283,709	205,208	62,477	466	410	129	3,944	2,592	560
58 Oregon.....	179,468	126,461	75,859	323	302	132	3,476	1,844	683
59 California.....	893,366	674,007	308,298	980	675	558	10,973	6,396	2,226	3,347	2,134

1 Corrected figures; see explanation on p. 29 for change in the number of members of the Roman Catholic Church.

GENERAL TABLES.

SELECTED DENOMINATIONS, BY STATES: 1916, 1906, AND 1890.

reported 5,000 members or more in 1916.]

MEMBERS.															
Baptist bodies.															
Baptists—Northern Convention.			Baptists—Southern Convention.			Baptists—National Convention.			Seventh Day Baptists.			Free Baptists.			
1916	1906	1890	1916	1906	1890	1916	1906	1890	1916	1906	1890	1916	1906	1890	
1,232,135	1,052,105	800,025	2,708,870	2,009,471	1,280,066	2,938,579	2,261,607	1,348,989	7,980	8,381	9,143	12,570	81,359	87,898	1
188,926	151,496	130,450	1,504	8,136	1,034	1,118	1,374	7,455	25,680	33,122	2
399,076	336,962	251,590	64,199	32,016	3,369	3,849	4,243	1,128	9,927	11,114	3
307,746	307,509	255,299	62,903	62,869	47,814	1,611	1,393	1,559	1,795	21,503	22,122	4
154,753	124,857	95,842	210,889	176,225	122,258	57,693	34,499	18,613	788	922	952	60	9,817	10,992	5
75,957	62,359	38,977	990,067	737,458	491,811	1,287,394	1,077,761	705,932	666	698	791	786	3,956	2,277	6
22	816,521	657,192	440,800	805,601	670,349	381,512	25	24	50	8,009	6,691	7
.....	621,769	438,535	225,197	654,528	388,704	242,932	244	314	146	1,346	2,349	1,401	8
32,712	22,783	7,487	6,721	61	2,071	11	90	63	28	9
72,943	46,139	20,380	2,720	2,317	153	118	179	10
.....	2,955	11,698	16,294	11
32,537	20,813	18,492	2,308	6,210	8,004	12
15,027	9,721	8,768	20	213	1,501	2,325	13
9,797	8,450	8,933	1,465	3,122	14
86,551	72,891	59,830	1,474	5,274	988	1,080	1,271	514	3,252	3,252	15
18,771	14,304	12,055	30	624	46	38	103	299	125	16
26,243	25,317	22,372	2,218	17
.....	18
182,443	163,947	129,711	5,652	1,763	2,408	2,926	3,274	887	7,910	8,636	19
62,769	54,354	38,757	18,149	9,884	805	735	745	50	20
153,864	118,661	83,122	40,398	20,369	156	188	224	241	1,967	2,478	21
.....	22
77,775	64,635	57,685	81	27,978	17,400	115	130	131	483	5,553	6,982	23
75,374	60,203	54,080	10,412	13,526	1,931	1,926	24
84,406	118,884	95,237	62,822	23,224	16,081	295	290	350	1,243	7,755	6,096	25
49,766	44,373	34,145	1,229	747	162	18	69	4,977	5,435	26
20,425	19,414	14,152	26	60	1,039	955	1,078	1,287	1,683	27
.....	28
28,145	22,786	14,698	478	82	207	246	1,316	1,497	29
44,939	39,393	30,901	2,520	2,352	170	131	169	1,563	2,029	30
.....	115	210,889	176,208	121,985	41,218	22,136	18,613	13	5,525	4,752	31
6,268	4,596	2,298	32
8,852	6,097	3,856	33
19,643	16,895	11,917	368	321	267	491	1,185	34
46,906	34,975	32,172	17	273	13,477	10,011	168	263	229	60	826	1,361	35
.....	36
3,651	2,694	1,823	37
180	252	14,650	11,232	8,017	29,406	17,951	7,750	430	1,242	98	38
9,667	10,777	3,000	2,767	27,544	26,203	39
.....	170,151	136,062	92,693	276,630	268,206	199,871	268	425	478	40
62,459	48,636	34,154	2,449	1,672	1,009	16,238	10,057	4,233	650	681	767	88	1,513	1,668	41
.....	279,112	202,798	153,648	212,019	153,189	134,445	16	17	10	42
.....	158,151	118,360	76,216	255,479	219,841	125,572	43
.....	305,055	232,688	137,860	400,214	333,943	200,516	776	44
.....	57,732	34,646	18,747	69,865	48,371	20,828	14	22	45
.....	46
22	252,554	211,552	153,668	98,052	76,239	50,245	6	2,165	1,641	47
.....	202,867	159,838	106,632	108,650	93,303	52,183	1,840	2,864	48
.....	207,603	162,445	98,185	311,103	259,825	142,437	25	24	11	1,200	847	49
.....	153,497	123,357	82,315	287,796	240,982	136,647	33	2,804	1,339	50
.....	51
.....	113,192	91,631	58,364	174,157	93,364	63,786	184	254	60	337	40	52
.....	66,298	49,620	27,736	146,720	133,510	68,008	60	60	36	1,382	1,000	53
.....	87,028	49,978	9,363	42,408	16,952	75	100	54
.....	355,251	247,306	129,734	291,243	144,878	111,138	50	1,271	630	261	55
.....	56
4,073	2,029	683	57
5,682	2,331	656	58
1,841	838	262	59
16,528	12,917	4,944	60
.....	2,331	355	6,721	61	61
.....	62
2,927	1,034	197	63
1,305	987	327	64
356	316	63	65
.....	66
.....	67
17,738	12,440	3,870	68
15,635	11,099	5,306	69
39,570	22,600	11,204	2,316	2,083	153	118	179	70

RELIGIOUS BODIES.

TABLE 69.—COMPARISON OF NUMBER OF MEMBERS IN SELECTED

[The denominations presented in this table

DIVISION AND STATE.		MEMBERS.														
		Baptist bodies—Continued.														
		Free Will Baptists.			Colored Free Will Baptists. ¹		General Baptists.			United Baptists.			Duck River, etc., Baptists.			
		1916	1906	1890	1916	1906	1916	1906	1890	1916	1906	1890	1916	1906	1890	
1	UNITED STATES.....	54,833	40,280	11,864	13,362	14,489	33,466	30,097	21,362	22,097	13,698	13,209	6,872	6,416	8,254	
2	GEOGRAPHIC DIVISIONS:															
3	New England.....															
4	Middle Atlantic.....															
5	East North Central.....	30	1,425		241		11,907	10,292	7,956	73	1,381					
6	West North Central.....	5,872					9,101	9,151	6,726	1,334	1,278		2,738		185	
7	South Atlantic.....	33,087	31,348	11,864	12,488	14,167				3,565	2,226				659	
8	East South Central.....	11,800	5,341		290	272	10,452	7,989	5,463	17,125	7,167	10,325	6,872	6,416	6,215	
9	West South Central.....	4,064	2,166		343	50	2,006	2,665	1,217		1,646	146			1,195	
10	Mountain.....															
11	Pacific.....															
12	NEW ENGLAND:															
13	Maine.....															
14	New Hampshire.....															
15	Vermont.....															
16	Massachusetts.....															
17	Rhode Island.....															
18	Connecticut.....															
19	MIDDLE ATLANTIC:															
20	New York.....															
21	New Jersey.....															
22	Pennsylvania.....															
23	EAST NORTH CENTRAL:															
24	Ohio.....	30	1,425							73	1,381					
25	Indiana.....						7,497	6,871	5,351							
26	Illinois.....				241		4,410	3,621	2,605							
27	Michigan.....															
28	Wisconsin.....															
29	WEST NORTH CENTRAL:															
30	Minnesota.....															
31	Iowa.....	50														
32	Missouri.....	4,868					8,857	9,048	6,654	1,334	1,267	2,738			185	
33	North Dakota.....															
34	South Dakota.....															
35	Nebraska.....	581					244	108	72		11					
36	Kansas.....	373														
37	SOUTH ATLANTIC:															
38	Delaware.....															
39	Maryland.....															
40	District of Columbia.....															
41	Virginia.....		64		48											
42	West Virginia.....	296	193							3,565	2,226				659	
43	North Carolina.....	22,914	22,518	10,224	10,773	10,099										
44	South Carolina.....	2,281	2,649	1,640	75											
45	Georgia.....	6,152	4,500		1,592	3,680										
46	Florida.....	1,424	1,424			388										
47	EAST SOUTH CENTRAL:															
48	Kentucky.....	344					8,663	6,881	4,455	17,125	7,167	6,443				
49	Tennessee.....	4,681	3,093			272	1,789	1,108	1,008			3,180	4,589	4,069	5,065	
50	Alabama.....	5,854	2,213									702	2,034	1,947	782	
51	Mississippi.....	921	35		290								249	370	368	
52	WEST SOUTH CENTRAL:															
53	Arkansas.....	2,926	371		67		1,227	2,035	1,217		1,646	146			887	
54	Louisiana.....				276											
55	Oklahoma.....	680	1,288			50	779	630								
56	Texas.....	458	507												308	
57	MOUNTAIN:															
58	Montana.....															
59	Idaho.....															
60	Wyoming.....															
61	Colorado.....															
62	New Mexico.....															
63	Arizona.....															
64	Utah.....															
65	Nevada.....															
66	PACIFIC:															
67	Washington.....															
68	Oregon.....															
69	California.....															

¹ For changes in denominations, see pp. 530 and 531.

GENERAL TABLES.

DENOMINATIONS, BY STATES: 1916, 1906, AND 1890—Continued.

reported 5,000 members or more in 1916.]

MEMBERS.																
Baptist bodies—Continued.					Brethren, German Baptist (Dunkers).						Brethren, Plymouth, I to VI. ¹			Buddhists—Japanese temples.		
Primitive Baptists.			Colored Primitive Baptists. ¹		Church of the Brethren (Conservative). ¹			The Brethren Church (Progressive).								
1916	1906	1890	1916	1906	1916	1906	1890	1916	1906	1890	1916	1906	1890	1916	1906	
80,311	102,311	116,271	15,144	35,076	105,102	76,547	61,101	24,060	17,042	8,089	13,717	10,566	6,661	5,639	3,165	1
66	77	147	1,186	880	664	2
500	1,057	1,591	104	45	27,727	19,032	14,385	5,655	3,985	2,008	4,717	3,824	1,822	3
9,405	14,904	15,581	31,203	24,040	23,145	10,392	7,377	3,454	2,726	2,134	1,774	4
3,138	5,027	4,970	13,420	11,137	9,046	2,956	2,257	1,594	2,204	1,994	1,376	5
38,980	40,934	43,560	8,364	13,731	23,638	17,095	12,366	3,251	3,008	924	660	502	392	6
22,228	28,834	41,625	4,729	18,879	1,439	1,170	1,259	390	133	93	13	7
5,850	11,054	8,797	1,947	2,421	1,536	1,273	263	25	257	90	136	8
7	74	2,250	867	150	121	124	70	911	9
137	350	3,889	1,933	487	1,391	379	92	1,713	925	414	4,728	3,165	10
.....	11
.....	35	15	5	12
.....	13
9	9	10	820	621	552	14
.....	154	195	66	15
.....	177	49	16	16
.....	17
385	435	1,019	185	100	1,725	1,572	923	18
.....	225	258	85	43	191	94	100	1,560	988	439	19
115	397	314	104	45	27,457	18,889	14,194	5,561	3,885	2,008	1,432	1,264	460	20
.....	21
1,308	1,588	3,202	11,944	9,076	8,490	3,639	2,592	1,542	237	323	276	22
5,432	8,132	7,078	12,558	9,949	10,224	5,879	3,800	1,479	209	135	128	23
2,621	5,163	5,301	5,029	3,845	3,701	581	716	198	1,219	967	830	24
20	21	1,421	914	560	248	201	240	869	556	466	25
24	251	253	170	45	68	192	153	74	26
.....	27
.....	28
344	657	853	531	365	104	510	531	387	29
2,636	4,040	3,763	3,688	2,504	2,709	1,269	852	601	802	434	377	30
.....	1,868	1,881	1,845	35	44	90	558	502	229	31
.....	1,053	1,311	16	38	35	32
.....	5	86	75	102	80	3	3	33
158	118	40	1,254	1,096	998	645	471	396	117	178	136	34
.....	207	314	4,940	3,905	3,228	1,007	810	507	198	308	212	35
.....	36
61	227	183	11	42	44	37
201	251	373	5,397	3,667	2,446	976	616	200	137	129	103	38
51	44	34	200	110	100	146	66	38	8	39
9,314	9,642	9,950	930	1,588	12,712	9,078	6,659	1,675	2,166	397	194	128	63	40
673	2,019	217	4,179	3,457	2,710	500	80	327	2	41
10,481	10,207	11,740	1,000	2,215	964	744	54	36	3	42
430	606	531	68	39	1	43
15,871	16,157	18,535	2,924	4,531	81	33	55	44
1,898	1,781	1,997	3,510	5,350	118	41	114	96	108	45
.....	46
2,250	5,442	10,665	318	228	47	14	10	341	52	18	5	47
8,925	10,204	12,987	811	3,268	1,285	1,104	1,249	49	81	75	8	48
7,652	9,772	14,903	3,416	14,829	92	52	49
3,401	3,416	3,070	184	554	15	50
.....	51
2,247	2,591	2,994	519	840	149	172	78	27	3	52
398	781	1,602	138	201	129	98	17	22	53
662	587	100	925	861	73	25	24	54
2,543	7,095	4,201	1,290	1,280	333	142	95	9	233	90	111	55
.....	56
.....	57
.....	58
106	193	882	453	26	409	351	185	51	394	59
31	157	353	410	250	20	232	127	22	142	58
.....	2,654	1,070	211	982	379	72	1,130	613	341	4,728	2,629	59

RELIGIOUS BODIES.

TABLE 69.—COMPARISON OF NUMBER OF MEMBERS IN SELECTED

[The denominations presented in this table

1	DIVISION AND STATE.	MEMBERS.												
		Christian Union.			Christian Church (Christian Convention). ¹			Churches of Christ. ¹		Churches of God, General Eldership.			Church of the Living God, C. W. F. F. ¹	
		1916	1906	1900	1916	1906	1890	1916	1906	1916	1906	1890	1916	1906
1	UNITED STATES.....	13,692	13,905	18,214	118,737	110,117	103,722	317,937	159,658	28,376	24,356	22,511	9,626	3,524
	GEOGRAPHIC DIVISIONS:													
2	New England.....			416	5,826	6,765	9,107	178	137			95		
3	Middle Atlantic.....				11,013	10,917	12,228	1,311	787	14,370	11,157	9,344	16	
4	East North Central.....	9,244	9,795	10,243	56,375	56,245	53,942	33,640	19,611	7,236	6,854	7,795	948	190
5	West North Central.....	3,503	3,187	5,679	7,006	6,085	6,006	23,612	12,272	2,921	2,929	2,192	408	830
6	South Atlantic.....			65	33,458	25,591	19,307	17,713	5,115	2,853	1,985	1,697	280	
7	East South Central.....	128	192	819	4,564	4,200	2,833	114,674	66,231				2,925	1,240
8	West South Central.....	817	541	421	113	193	299	120,749	53,507	773	1,339	1,388	5,004	1,264
9	Mountain.....		190	571	244	18		2,584	341					
10	Pacific.....				138	103		3,476	1,657		92			45
	NEW ENGLAND:													
11	Maine.....				1,561	2,210	3,451	153	137			75		
12	New Hampshire.....			102	1,111	1,303	1,522							
13	Vermont.....			264	301	266	335							
14	Massachusetts.....				1,846	2,114	2,722					20		
15	Rhode Island.....			50	951	769	972							
16	Connecticut.....				56	103	105	25						
	MIDDLE ATLANTIC:													
17	New York.....				4,818	5,492	7,520	16	44					
18	New Jersey.....				1,678	1,406	1,489		14					
19	Pennsylvania.....				4,517	4,019	3,219	1,295	729	14,370	11,157	9,344	16	
	EAST NORTH CENTRAL:													
20	Ohio.....	7,678	8,184	8,002	26,123	24,706	25,952	9,004	4,954	3,374	2,980	3,352	304	15
21	Indiana.....	1,366	1,488	1,599	20,253	21,397	19,832	16,512	10,259	2,064	1,999	2,575	316	120
22	Illinois.....	155	123	206	8,391	8,654	5,745	6,726	3,552	1,516	1,555	1,495	318	55
23	Michigan.....	45		436	1,023	1,018	1,834	1,398	838	282	320	373	10	
24	Wisconsin.....				585	470	579	8						
	WEST NORTH CENTRAL:													
25	Minnesota.....							10			21			
26	Iowa.....	1,048	655	1,258	3,501	3,568	2,555	1,534	1,477	907	913	683		
27	Missouri.....	2,382	2,433	3,926	2,157	1,177	1,627	15,160	7,087	986	1,053	221	298	695
28	North Dakota.....					137		44						
29	South Dakota.....							39						
30	Nebraska.....	48			315	169	148	1,252	492	93	329	332		
31	Kansas.....	25	99	495	1,033	1,034	1,676	5,573	3,216	935	613	956	110	135
	SOUTH ATLANTIC:													
32	Delaware.....				17									
33	Maryland.....			15	32	51				1,797	1,204	816		
34	District of Columbia.....							43						
35	Virginia.....				13,558	8,266	5,770	841	120					
36	West Virginia.....				650	708	704	10,342	2,594	1,056	781	881		
37	North Carolina.....				18,299	15,909	12,736	951	295					
38	South Carolina.....													
39	Georgia.....				902	657	97	2,671	1,046					
40	Florida.....			50				2,865	1,060				280	
	EAST SOUTH CENTRAL:													
41	Kentucky.....	55	139	443	2,424	2,310	2,146	24,216	12,451				1,046	174
42	Tennessee.....	73	53	376				63,521	41,411				805	776
43	Alabama.....				2,140	1,890	687	20,943	9,214				792	37
44	Mississippi.....							5,994	3,155				282	253
	WEST SOUTH CENTRAL:													
45	Arkansas.....	96		101		157	181	26,239	11,006	564	737	577	1,857	780
46	Louisiana.....							1,268	421					
47	Oklahoma.....	721	541	130	48			21,700	8,074	209	602	811	661	79
48	Texas.....			190	65	36	118	71,542	34,006				2,486	405
	MOUNTAIN:													
49	Montana.....					18		41						
50	Idaho.....							364	46	86				
51	Wyoming.....				244			19						
52	Colorado.....		190	571				588	114	137				
53	New Mexico.....							1,333	129					
54	Arizona.....							239	52					
55	Utah.....													
56	Nevada.....													
	PACIFIC:													
57	Washington.....				138	103		1,194	488		50		45	
58	Oregon.....							1,133	408		42			
59	California.....							1,149	761					

¹ For changes in denominations, see pp. 530 and 531.

GENERAL TABLES.

DENOMINATIONS, BY STATES: 1916, 1906, AND 1890—Continued.

reported 5,000 members or more in 1916.]

MEMBERS.																			
Churches of the New Jerusalem—General Convention.			Congregational Churches.			Disciples of Christ.			Eastern Orthodox Churches.										
									Greek Church (Hellenic).			Russian Church.			Serbian Church.		Syrian Church.		
1916	1906	1890	1916	1906	1890	1916	1906	1890	1916	1906	1890	1916	1906	1890	1916	1906	1916	1906	
6,352	6,612	7,095	791,274	700,480	512,771	1,226,028	982,701	641,051	119,871	90,751	100	99,681	19,111	500	14,301	15,742	11,591	4,002	1
1,818	1,909	2,173	279,865	256,880	229,936	3,045	3,052	1,704	28,426	21,145	13,914	2,172	4,130	1,200	2
1,431	1,395	1,657	92,304	80,622	60,416	49,390	35,795	16,428	35,220	23,890	61,061	10,819	3,688	6,652	5,216	2,530	3
1,426	1,509	1,608	175,431	162,551	111,615	379,129	305,035	201,339	30,870	17,735	16,857	2,274	6,838	4,190	1,010	152	4
572	661	589	129,981	116,136	73,744	317,481	279,660	164,103	2,225	5,795	4,114	1,141	1,075	600	425	120	5
476	505	467	17,429	15,685	8,469	107,723	72,705	43,775	7,570	4,831	641	360	6
94	97	125	8,090	9,412	3,771	163,926	154,028	133,702	900	1,995	242	100	7
131	78	43	8,301	6,650	2,869	113,537	76,178	58,688	645	100	946	695	350	8
33	36	41	23,183	14,254	4,853	26,666	15,824	3,996	3,015	9,450	981	725	2,700	1,500	9
371	422	392	56,690	38,290	17,098	65,131	40,424	17,316	11,000	5,910	925	1,285	500	2,800	10
143	135	289	21,641	21,093	21,523	687	260	293	525	780	11
152	60	42	20,084	19,070	19,712	4	4,250	5,210	598	12
.....	22,912	22,109	20,465	351	316	262	545	150	13
1,378	1,535	1,684	133,509	119,196	101,890	1,264	1,527	777	19,882	12,475	3,983	470	3,930	1,200	14
145	133	130	10,531	9,858	7,192	115	79	35	1,800	1,105	281	200	15
.....	46	28	71,188	65,554	59,154	628	866	337	1,969	1,575	8,507	1,552	16
531	558	560	65,021	57,351	45,686	11,139	9,124	4,316	23,030	15,100	14,876	1,767	2,720	2,435	17
140	133	323	10,839	8,460	4,912	534	213	105	600	1,960	11,308	606	18
760	704	774	16,444	14,811	9,818	37,717	26,458	12,007	11,590	6,930	34,877	8,446	3,688	6,652	2,496	95	19
668	593	657	45,606	43,555	32,281	109,732	83,833	54,425	8,590	1,810	6,168	852	1,190	100	152	20
72	131	104	5,768	5,405	3,081	137,727	108,188	78,942	2,530	1,155	900	2,232	60	21
472	613	641	57,926	54,875	35,830	116,639	101,516	60,867	15,050	13,310	4,090	1,226	1,296	3,000	700	22
192	161	163	35,597	32,553	24,582	12,740	9,791	5,788	2,000	500	5,509	200	23
22	11	43	30,534	26,163	15,841	2,291	1,707	1,317	2,700	960	190	196	3,110	150	24
66	67	80	22,987	22,264	13,624	5,042	3,560	1,917	100	650	3,279	964	25
49	75	138	39,524	37,061	23,733	73,237	55,948	30,988	175	325	155	26
316	375	309	10,479	11,046	7,617	145,403	159,050	97,773	1,650	2,455	500	27
.....	8,913	5,290	1,616	341	147	20	177	28
.....	11,762	8,599	5,164	1,764	1,478	490	230	29
.....	19,423	16,629	10,045	24,140	19,121	7,715	300	1,985	520	270	120	30
141	144	62	16,893	15,247	11,945	67,554	40,356	25,200	150	335	555	600	31
60	59	50	335	75	95	600	400	50	32
220	219	244	875	812	336	5,719	3,343	1,774	700	1,300	442	33
100	132	93	3,255	2,984	1,399	3,038	2,170	1,840	756	34
50	59	2	360	238	156	34,220	26,128	14,100	800	35
.....	316	228	136	19,227	10,729	5,807	149	36
5	3,125	2,699	1,002	20,095	13,342	12,437	95	37
3	501	456	376	4,414	2,021	2,880	360	38
15	23	48	6,119	5,581	3,880	16,885	12,703	4,676	1,330	1,270	39
23	13	30	2,878	2,687	1,184	3,790	2,194	1,306	1,700	1,500	40
12	14	61	712	996	449	129,912	123,659	77,647	80	41
59	73	64	2,185	2,426	1,429	21,672	14,904	41,125	900	1,505	242	42
8	10	4,822	5,395	1,683	6,978	8,756	9,201	43
15	371	595	210	5,364	6,709	5,729	44
.....	54	3	740	344	669	13,275	10,269	14,385	45
16	14	1,765	1,773	1,057	3,615	2,127	202	75	100	294	195	46
.....	3,419	2,677	297	41,811	24,232	2,242	150	47
115	10	40	2,377	1,856	846	54,836	39,550	41,859	420	652	500	48
.....	3,841	954	345	3,719	2,008	785	2,700	1,500	49
.....	2,827	1,487	105	5,065	3,206	350	300	1,200	50
.....	1,951	833	339	763	292	48	900	51
33	36	41	11,782	8,951	3,217	12,805	8,521	2,400	515	2,150	981	725	52
.....	366	175	270	2,284	963	65	53
.....	539	405	162	1,712	484	78	54
.....	1,616	1,174	460	318	250	270	2,000	4,500	55
.....	261	180	50	100	200	670	56
26	78	16,137	10,025	3,154	17,521	10,140	5,816	1,500	565	574	57
106	50	45	6,373	4,575	2,037	15,399	10,012	4,067	3,500	250	58
239	294	347	34,180	23,690	11,907	32,211	20,272	7,433	6,000	5,660	360	650	500	2,800	59

RELIGIOUS BODIES.

TABLE 69.—COMPARISON OF NUMBER OF MEMBERS IN SELECTED

[The denominations presented in this table

DIVISION AND STATE.	MEMBERS.														
	Evangelical Association.			Evangelical Protestant Church. ¹			Free Christian Zion Church of Christ.		Friends.						
									Friends (Orthodox).			Friends (Hicksite).			
	1916	1906	1890	1916	1906	1890	1916	1906	1916	1906	1890	1916	1906	1890	
1 UNITED STATES.....	120,756	104,898	133,313	17,962	34,704	36,156	6,225	1,835	92,379	91,161	80,655	17,170	18,560	21,992	
2 GEOGRAPHIC DIVISIONS:															
3 New England.....	875	924							3,950	4,556	4,271				
4 Middle Atlantic.....	21,845	19,653	49,270	5,953	7,417	12,287			7,970	7,766	8,116	12,994	13,393	15,611	
5 East North Central.....	61,988	53,234	51,575	10,078	20,880	14,414			41,487	45,010	40,401	1,712	2,207	3,028	
6 West North Central.....	28,323	25,331	27,373	480	1,590	1,740			17,515	18,289	17,876	220	354	638	
7 South Atlantic.....	752	729	2,377	352	1,369	1,915			9,917	8,044	6,077	2,157	2,606	2,715	
8 East South Central.....	363	270	213	1,099	2,813	1,250			809	154	1,001				
9 West South Central.....	1,174	997	296						2,623	2,301	1,100				
10 Mountain.....	981	345	87						1,572	367	38				
11 Pacific.....	4,455	3,415	2,122		635				6,536	4,674	1,775	87			
12 NEW ENGLAND:															
13 Maine.....	80	64							1,518	1,713	1,430				
14 New Hampshire.....									345	357	413				
15 Vermont.....	65	56							155	177	251				
16 Massachusetts.....	602	590							1,386	1,734	1,560				
17 Rhode Island.....	76	138							546	575	617				
18 Connecticut.....	52	76													
19 MIDDLE ATLANTIC:															
20 New York.....	6,420	5,597	6,222						3,489	3,296	3,644	1,843	2,165	3,331	
21 New Jersey.....	751	762	669						1,217	1,043	982	2,446	2,281	2,279	
22 Pennsylvania.....	14,674	13,294	42,379	5,953	7,417	12,287			3,264	3,427	3,490	8,705	8,947	10,001	
23 EAST NORTH CENTRAL:															
24 Ohio.....	18,029	14,932	14,673	8,732	15,596	11,793			12,228	12,394	10,884	511	750	1,187	
25 Indiana.....	10,876	8,787	6,738	421	2,633	1,886			26,658	29,255	25,915	829	1,013	1,376	
26 Illinois.....	9,408	8,660	10,934	925	2,630	735			1,477	1,902	2,015	372	441	440	
27 Michigan.....	9,599	7,575	6,677		21				1,006	1,348	1,433		3	25	
28 Wisconsin.....	14,076	13,280	12,553						118	111	154				
29 WEST NORTH CENTRAL:															
30 Minnesota.....	7,864	7,450	6,181	107					267	274	305				
31 Iowa.....	5,847	5,429	9,761		80				7,797	8,762	8,146	127	239	440	
32 Missouri.....	1,416	1,081	1,102	373	1,510	1,700			543	603	615				
33 North Dakota.....	2,290	1,688	784												
34 South Dakota.....	1,752	1,642	1,628						192	103	266				
35 Nebraska.....	2,944	3,200	3,458			40			1,130	1,243	782	93	115	198	
36 Kansas.....	6,210	4,841	4,459						7,586	7,304	7,762				
37 SOUTH ATLANTIC:															
38 Delaware.....									87	109	122	527	512	622	
39 Maryland.....	520	540	1,743		970				498	508	525	1,174	1,571	1,547	
40 District of Columbia.....									68	61	19	91	95	40	
41 Virginia.....									966	941	387	365	428	506	
42 West Virginia.....	232	189	565	352	399	1,915			69		50				
43 North Carolina.....									8,229	6,425	4,904				
44 South Carolina.....															
45 Georgia.....															
46 Florida.....			69								70				
47 EAST SOUTH CENTRAL:															
48 Kentucky.....	363	270	213	1,099	2,813	1,250									
49 Tennessee.....									779	117	1,001				
50 Alabama.....									30	37					
51 Mississippi.....															
52 WEST SOUTH CENTRAL:															
53 Arkansas.....							4,150	1,635	51		338				
54 Louisiana.....							3,500	150			66				
55 Oklahoma.....	491	386						200	2,159	2,187	576				
56 Texas.....	683	611	296			1,050	1,925		413	114	120				
57 MOUNTAIN:															
58 Montana.....	95														
59 Idaho.....	18								695	273					
60 Wyoming.....															
61 Colorado.....	868	345	87						829	94	38				
62 New Mexico.....															
63 Arizona.....									48						
64 Utah.....															
65 Nevada.....															
66 PACIFIC:															
67 Washington.....	1,586	942	451						503	451					
68 Oregon.....	1,480	1,601	1,199						2,129	1,688	766				
69 California.....	1,389	872	472		635				3,904	2,535	1,009	87			

¹ For changes in denominations, see pp. 530 and 531.

GENERAL TABLES.

DENOMINATIONS, BY STATES: 1916, 1906, AND 1890—Continued.

reported 5,000 members or more in 1916.]

MEMBERS.																	
German Evangelical Synod.			Independent churches.			International Apostolic Holiness Church. ¹		Jewish congregations. ²			Latter Day Saints.						
											Church of Jesus Christ.			Reorganized Church of Jesus Christ.			
1916	1906	1890	1916	1906	1890	1916	1906	1916	1906	1890	1916	1906	1890	1916	1906	1890	
339,853	293,137	187,432	54,393	73,673	13,360	5,276	2,774	357,135	101,457	130,496	403,388	215,796	144,352	58,941	40,851	21,773	1
39,571	35,359	24,592	6,009	3,652	2,291	420	40	49,830	7,597	5,076	803	109	100	2,084	1,427	1,140	2
188,754	157,032	106,365	11,958	19,199	5,732	1,941	1,300	161,920	65,424	68,112	1,238	660	46	1,858	815	496	3
74,733	63,058	42,780	7,285	8,787	533	105	106	66,984	15,076	27,601	4,706	1,556	34	15,333	9,520	4,802	4
7,102	9,582	5,219	4,790	7,983	911	2,149	995	15,862	5,151	7,989	2,900	915	34	24,654	19,956	10,934	5
9,007	12,899	4,912	2,520	6,586	150	463	142	23,269	6,959	9,507	14,015	6,678	762	1,057	1,008	633	6
15,465	12,978	3,114	2,012	4,557	-----	63	7	9,592	3,953	7,253	6,884	4,061	622	2,407	1,697	614	7
2,809	1,008	135	458	477	-----	100	-----	13,159	4,039	6,112	4,665	1,958	-----	3,948	1,831	543	8
2,412	1,221	315	5,332	4,169	717	35	-----	4,076	1,328	1,352	361,832	198,794	142,788	3,207	1,650	1,086	9
-----	-----	-----	-----	-----	-----	-----	-----	12,443	2,930	7,494	6,345	2,165	-----	4,393	2,947	1,525	10
-----	-----	-----	651	346	170	-----	-----	565	205	-----	10	-----	-----	980	507	442	11
-----	-----	-----	76	10	150	-----	-----	358	80	-----	-----	-----	-----	-----	-----	-----	12
-----	-----	-----	824	280	166	-----	-----	590	166	44	238	-----	-----	-----	-----	-----	13
-----	-----	-----	3,165	2,013	684	-----	40	38,967	4,388	2,501	272	109	-----	702	570	457	14
-----	-----	-----	1,068	364	768	-----	-----	762	1,025	910	230	-----	-----	346	306	233	15
-----	-----	-----	225	639	353	-----	-----	8,688	1,733	1,621	53	-----	-----	56	44	8	16
26,342	26,183	17,409	6,482	10,029	4,232	35	-----	113,924	35,342	45,807	598	215	56	568	173	102	17
2,453	2,305	1,890	2,057	1,584	552	-----	20	15,720	4,603	4,276	36	-----	-----	-----	-----	-----	18
10,776	6,871	5,293	3,419	7,586	948	385	164	32,276	15,479	8,029	604	345	44	1,290	642	373	19
40,458	35,138	31,617	2,735	2,390	298	750	412	20,151	5,678	8,889	1,566	196	-----	2,311	1,311	678	20
25,403	21,624	15,274	861	3,020	918	539	370	5,461	1,383	3,617	667	411	14	671	679	366	21
71,274	59,973	37,138	5,798	9,431	1,640	-----	-----	33,377	5,286	10,171	1,762	518	-----	3,949	2,442	1,909	22
22,483	20,436	10,926	3,046	2,035	170	619	518	5,383	1,530	3,693	711	108	-----	7,487	4,227	1,540	23
29,136	19,861	11,410	1,589	1,387	-----	33	-----	2,612	1,199	1,231	-----	323	32	915	861	309	24
11,353	9,183	5,567	1,618	1,300	31	-----	-----	2,740	1,725	1,424	439	143	-----	410	379	224	25
13,353	11,681	6,902	1,776	2,706	75	-----	55	2,595	412	537	396	189	-----	9,878	8,139	5,303	26
37,374	32,715	25,676	2,244	2,725	156	-----	-----	8,347	2,392	4,450	1,069	162	-----	9,974	7,880	3,189	27
2,676	1,655	440	452	273	-----	-----	-----	45	12	30	75	-----	-----	385	242	-----	28
339	325	-----	236	334	-----	-----	-----	270	-----	-----	76	-----	-----	-----	85	88	29
5,456	3,832	2,142	697	764	-----	-----	-----	1,695	435	1,062	278	65	-----	1,973	1,503	1,058	30
4,182	3,617	2,053	362	685	271	105	51	170	175	486	567	356	34	2,034	1,728	1,072	31
4,790	8,384	4,405	1,678	1,738	500	30	168	250	207	3,575	125	58	58	138	57	17	32
480	350	-----	197	150	386	-----	406	12,056	2,153	976	84	-----	-----	-----	-----	-----	33
801	564	700	318	932	-----	301	-----	3,225	698	1,187	1,540	988	137	-----	33	34	34
840	95	114	960	1,225	-----	363	82	2,690	915	1,732	1,732	785	81	622	600	325	35
-----	-----	-----	622	2,096	-----	1,010	339	280	220	350	2,802	976	108	-----	-----	-----	36
-----	-----	-----	355	485	-----	-----	-----	572	234	386	2,509	1,101	203	-----	-----	-----	37
-----	-----	-----	181	738	25	-----	-----	570	312	800	2,509	1,101	203	-----	-----	-----	38
95	189	-----	479	553	-----	-----	-----	2,880	897	2,086	2,608	1,384	175	-----	-----	-----	39
96	-----	-----	-----	-----	-----	-----	-----	746	323	147	-----	-----	-----	297	318	257	40
8,773	12,189	4,912	447	815	-----	463	142	2,695	1,147	955	1,553	1,150	199	252	257	50	41
-----	-----	-----	393	2,381	-----	-----	-----	2,022	919	1,760	1,572	841	134	417	172	64	42
187	710	-----	1,201	1,116	150	-----	-----	2,947	1,141	3,168	2,137	1,052	166	1,738	1,072	426	43
47	-----	-----	479	2,274	-----	-----	-----	1,928	746	1,370	1,622	1,018	123	-----	196	74	44
309	250	-----	619	1,629	-----	-----	-----	1,451	673	744	454	248	-----	547	290	60	45
4,009	4,353	1,250	289	592	-----	-----	-----	4,284	1,618	3,374	968	455	53	-----	-----	-----	46
784	630	-----	270	949	-----	63	7	1,166	72	-----	756	382	-----	2,335	914	46	47
10,363	7,745	1,864	934	1,387	-----	-----	-----	6,258	1,676	1,994	2,487	873	-----	1,013	627	437	48
319	-----	-----	-----	-----	-----	-----	-----	740	152	140	1,460	242	-----	639	268	122	49
377	-----	-----	124	66	-----	100	-----	50	-----	-----	72,439	32,159	14,816	626	266	156	50
150	125	-----	-----	10	-----	-----	-----	-----	-----	-----	9,447	5,203	1,322	54	8	14	51
1,845	833	135	124	346	-----	-----	-----	2,356	853	1,062	3,358	2,194	1,640	1,197	561	122	52
-----	-----	-----	210	30	-----	-----	-----	90	120	50	1,484	684	453	-----	54	3	53
-----	-----	-----	-----	25	-----	-----	-----	170	20	-----	12,496	6,175	6,500	128	-----	-----	54
118	50	-----	-----	-----	-----	-----	-----	670	183	100	257,719	151,032	117,640	563	493	561	55
-----	-----	-----	-----	-----	-----	-----	-----	-----	-----	-----	3,429	1,105	417	-----	-----	108	56
376	-----	-----	552	1,097	-----	35	-----	2,950	488	150	880	56	-----	907	405	34	57
193	-----	-----	780	323	-----	-----	-----	1,315	414	1,165	2,831	1,496	-----	638	321	95	58
1,843	1,221	315	4,000	2,749	717	-----	-----	8,178	2,028	6,179	2,634	613	-----	2,848	2,221	1,396	59

² In 1906, comprised heads of families only.

RELIGIOUS BODIES.

TABLE 69.—COMPARISON OF NUMBER OF MEMBERS IN SELECTED

[The denominations presented in this table

DIVISION AND STATE.	MEMBERS.											
	Lutheran bodies.											
	General Synod.			United Synod, South.			General Council.			Synodical Conference. ¹		
	1916	1906	1890	1916	1906	1890	1916	1906	1890	1916	1906	1890
1 UNITED STATES.....	370,715	270,221	164,640	56,656	47,747	37,457	540,642	462,177	276,483	777,701	660,670	357,153
2 GEOGRAPHIC DIVISIONS:												
3 New England.....	509	231	293				27,318	24,290	6,678	11,276	9,564	3,122
4 Middle Atlantic.....	201,374	150,803	96,964				299,541	262,933	171,533	56,925	52,508	29,900
5 East North Central.....	78,683	56,316	33,505			18	97,653	78,436	41,330	434,432	378,403	220,553
6 West North Central.....	35,474	25,253	10,275				97,730	85,611	45,684	215,420	180,569	88,249
7 South Atlantic.....	41,205	30,188	19,884	53,941	45,279	34,850	2,840	2,061	1,563	9,905	7,978	4,312
8 East South Central.....	4,909	3,917	2,551	2,715	2,450	2,607	121	230	13	3,659	3,329	1,229
9 West South Central.....	800	378					3,577	1,348	7,140	24,138	18,029	7,261
10 Mountain.....	2,064	945	425				3,767	2,976	1,188	9,287	2,906	551
Pacific.....	5,697	2,190	743				8,095	6,292	1,354	12,659	7,387	1,976
11 NEW ENGLAND:												
12 Maine.....							274	220	179	155		
13 New Hampshire.....							537	550	395	75	260	
14 Vermont.....							544	408	174			
15 Massachusetts.....			103				8,209	6,645	1,743	4,971	3,966	1,717
16 Rhode Island.....							2,783	2,516	420	487	357	
Connecticut.....	509	231	190				14,971	13,951	3,767	5,588	4,981	1,405
17 MIDDLE ATLANTIC:												
18 New York.....	27,574	20,543	15,611				73,581	65,450	39,430	36,819	32,723	22,642
19 New Jersey.....	8,406	4,997	2,415				19,680	15,323	7,940	5,616	2,895	699
Pennsylvania.....	165,394	125,263	78,938				206,280	182,160	124,163	14,490	16,890	6,559
20 EAST NORTH CENTRAL:												
21 Ohio.....	39,503	30,317	18,437		18		23,456	18,237	10,804	30,233	25,210	15,440
22 Indiana.....	10,505	7,753	6,090				6,209	5,445	3,887	38,309	34,105	24,666
23 Illinois.....	23,678	14,768	7,438				42,726	36,366	19,446	121,342	115,304	69,033
24 Michigan.....	3,605	1,944	679				11,823	9,693	4,194	67,001	50,051	27,472
Wisconsin.....	1,392	1,534	861				13,439	8,695	2,999	17,547	153,753	83,942
25 WEST NORTH CENTRAL:												
26 Minnesota.....			26				58,833	49,830	25,125	75,726	61,630	30,398
27 Iowa.....	7,457	5,207	2,043				14,289	13,771	7,733	27,550	25,528	13,252
28 Missouri.....	2,375	2,104	1,576				890	846	364	45,313	41,503	22,121
29 North Dakota.....	200						2,954	1,604	651	8,972	5,854	1,136
30 South Dakota.....	456	552	64				2,852	2,475	2,330	11,544	8,285	3,097
31 Nebraska.....	18,206	12,807	3,731				9,261	7,303	4,228	31,234	25,730	12,339
Kansas.....	6,780	4,583	2,835				8,651	7,782	5,253	15,081	12,036	5,906
32 SOUTH ATLANTIC:												
33 Delaware.....	105	38					940	665	296			
34 Maryland.....	33,555	24,824	17,288				47	56		4,792	4,062	3,208
35 District of Columbia.....	3,050	2,129	1,038				366	75	600	582	432	375
36 Virginia.....	641	645	450	14,610	13,293	11,196	20			1,117	860	399
37 West Virginia.....	3,854	2,552	1,108	799	952	1,518	1,330	1,176	650	239	286	121
38 North Carolina.....				19,450	14,881	11,759				2,558	1,966	
39 South Carolina.....				14,788	12,652	8,757				18		
40 Georgia.....				3,739	3,233	1,477				9		
Florida.....				555	268	143	137	89	17	590	372	209
41 EAST SOUTH CENTRAL:												
42 Kentucky.....	3,845	3,190	1,627					100	13	1,381	1,511	468
43 Tennessee.....	769	727	749	2,039	1,678	1,999	47			733	725	227
44 Alabama.....	295		175	109	50	75	74	130		1,334	895	534
Mississippi.....				567	722	533				211	198	
45 WEST SOUTH CENTRAL:												
46 Arkansas.....										2,516	1,886	1,311
47 Louisiana.....										7,429	5,253	2,452
48 Oklahoma.....	636	378					59			3,899	2,907	
Texas.....	164						3,518	1,348	7,140	10,294	7,983	3,498
49 MOUNTAIN:												
50 Montana.....							830	473		4,033	690	130
51 Idaho.....	28						743	821	139	902	206	27
52 Wyoming.....	68	66	141				84	57	580	704	172	
53 Colorado.....	1,700	820	220				1,853	1,235	469	2,738	1,651	394
54 New Mexico.....	208	59	64							301		
55 Arizona.....	60									96		
56 Utah.....							257	390		69	39	
Nevada.....										444	148	
57 PACIFIC:												
58 Washington.....	110						3,699	2,506	446	2,740	1,060	
59 Oregon.....							2,162	2,211	305	2,337	1,080	274
California.....	5,587	2,190	743				2,234	1,575	603	7,582	5,247	1,702

¹ For changes in denominations, see pp. 530 and 531.

RELIGIOUS BODIES.

TABLE 69.—COMPARISON OF NUMBER OF MEMBERS IN SELECTED

[The denominations presented in this table

DIVISION AND STATE		MEMBERS.														
		Lutheran bodies—Continued.														
		Danish Lutheran Church.			Finnish, or Suomi Synod.			Lutheran Free Church (Norwegian).		United Danish Lutheran Church.			Finnish Lutheran National Church.		Apostolic Lutheran Church.	
		1916	1906	1890	1916	1906	1890	1916	1906	1916	1906	1890	1916	1906	1916	1906
1	UNITED STATES.....	14,544	12,541	10,181	18,881	12,907	1,385	28,180	26,928	17,324	16,340	3,493	7,933	10,111	6,664	8,170
GEOGRAPHIC DIVISIONS:																
2	New England.....	1,053	990	519	1,126	1,055	372	302	498	622	38	118
3	Middle Atlantic.....	1,070	771	975	1,031	1,051	278	197	265	35
4	East North Central.....	3,470	4,797	3,978	12,420	8,472	1,265	5,335	6,103	5,324	5,055	445	3,486	5,110	2,547	2,857
5	West North Central.....	7,128	5,783	4,536	2,658	1,778	120	21,158	19,867	9,384	9,866	2,844	3,684	3,879	2,635	4,591
6	South Atlantic.....	30
7	East South Central.....	21	50
8	West South Central.....	150	200	200	145
9	Mountain.....	272	48	729	144	343	622	182	500	22
10	Pacific.....	1,401	125	866	357	1,344	958	1,144	593	204	1,387	604
NEW ENGLAND:																
11	Maine.....	200	300	200	51	261	185
12	New Hampshire.....	208	38
13	Vermont.....
14	Massachusetts.....	90	140	119	1,059	1,055	111	117	264	622	118
15	Rhode Island.....
16	Connecticut.....	763	550	200	16	26
MIDDLE ATLANTIC:																
17	New York.....	590	500	410	408	245	183	77	67	35
18	New Jersey.....	480	271	565	20	15	198
19	Pennsylvania.....	623	808	75	105
EAST NORTH CENTRAL:																
20	Ohio.....	1,997	1,572	580	957
21	Indiana.....	30	88
22	Illinois.....	1,273	2,580	1,314	381	563	90	42	456	470	50
23	Michigan.....	1,381	1,071	588	9,753	6,121	1,265	1,015	584	453	688	1,933	3,539	2,293	2,622
24	Wisconsin.....	816	1,146	2,076	289	196	4,230	5,477	4,327	3,897	395	973	614	254	235
WEST NORTH CENTRAL:																
25	Minnesota.....	1,613	1,081	1,032	2,198	1,548	13,903	13,546	1,828	2,376	1,524	3,099	2,589	1,579	4,299
26	Iowa.....	3,085	2,836	2,211	120	158	3,844	4,121	413
27	Missouri.....	67	83
28	North Dakota.....	71	64	5,593	4,829	646	692	435	260	597
29	South Dakota.....	615	417	285	460	230	120	1,242	1,079	383	444	153	150	1,030	459	292
30	Nebraska.....	1,589	1,325	888	2,410	2,120	754
31	Kansas.....	155	60	120	300	255	206	30
SOUTH ATLANTIC:																
32	Delaware.....
33	Maryland.....
34	District of Columbia.....
35	Virginia.....
36	West Virginia.....	30
37	North Carolina.....
38	South Carolina.....
39	Georgia.....
40	Florida.....
EAST SOUTH CENTRAL:																
41	Kentucky.....
42	Tennessee.....
43	Alabama.....
44	Mississippi.....	21	50
WEST SOUTH CENTRAL:																
45	Arkansas.....
46	Louisiana.....
47	Oklahoma.....	200	145
48	Texas.....	150	200
MOUNTAIN:																
49	Montana.....	222	700	31	343	343
50	Idaho.....	20	22
51	Wyoming.....	29	113	500
52	Colorado.....	50	206	170
53	New Mexico.....
54	Arizona.....
55	Utah.....	48	53	12
56	Nevada.....
PACIFIC:																
57	Washington.....	513	208	119	1,126	854	40	637	253
58	Oregon.....	130	321	238	218	104	239	165	20	633	275
59	California.....	768	125	337	905	428	144	117	76

1 For changes in denominations, see pp. 530 and 531.

GENERAL TABLES.

DENOMINATIONS, BY STATES: 1916, 1906, AND 1890—Continued.

reported 5,000 members or more in 1916.]

MEMBERS.																		
Mennonite bodies.												Methodist bodies.						
Mennonite Church. ¹			Old Order Amish. ¹			General Conference of Mennonites.			Mennonite Brethren Church. ¹			Methodist Episcopal.			Methodist Protestant.			
1916	1906	1890	1916	1906	1890	1916	1906	1890	1916	1906	1890	1916	1906	1890	1916	1906	1890	
34,965	26,314	27,179	7,665	5,043	2,038	15,407	11,661	5,879	5,127	1,825	1,388	3,717,785	2,986,154	2,240,354	186,908	178,544	141,989	
16,044	11,062	12,610	1,168	1,742	144	2,006	1,711	1,472	172,880	151,127	146,570	128	161	154	
10,466	9,714	8,063	4,957	2,333	1,652	2,988	2,502	922	44	886,970	717,335	548,333	25,407	21,455	18,299	
4,516	2,725	4,926	1,214	766	169	8,291	5,981	3,485	2,880	1,825	1,388	1,155,629	932,412	697,148	46,741	44,491	35,990	
2,590	2,043	1,207	59	165	621,126	479,462	341,097	9,132	9,756	11,717	
40	44	53	379,138	322,482	288,572	74,616	66,984	52,227	
295	223	65	213	915	1,145	159,046	147,483	121,704	15,214	14,977	12,281	
386	225	75	28	21	388	8	112,881	91,864	54,684	15,212	20,720	10,991	
628	278	175	26	16	73	819	224	593	77,587	44,976	15,711	
.....	152,528	99,013	46,555	398	330	
.....	22,551	20,087	22,996	
.....	13,574	12,529	12,354	
.....	16,808	17,471	17,288	
.....	75,965	61,626	58,477	
.....	7,801	6,536	6,004	
.....	36,181	32,878	29,411	128	161	154	
.....	299	168	14	36	46	328,250	291,919	242,492	4,376	3,890	4,759	
.....	131,211	106,505	82,955	6,076	5,248	3,459	
16,044	11,062	12,311	1,168	1,574	144	1,992	1,675	1,426	427,509	318,911	222,886	15,015	12,317	10,081	
5,297	5,242	3,701	2,256	1,245	694	1,954	1,526	348	399,045	317,584	240,650	25,629	23,494	18,931	
2,903	2,216	1,629	1,942	627	853	904	920	405	261,228	210,593	162,989	10,367	10,408	7,033	
1,757	1,765	2,573	508	267	105	130	146	169	287,931	235,092	165,191	4,948	5,512	5,602	
509	491	155	225	194	144,094	114,326	86,958	5,797	5,077	4,512	
.....	26	63,331	54,817	41,360	12	
42	24	725	990	262	70	358	172	59,576	46,351	30,837	137	
1,399	691	931	583	211	408	767	509	199,036	156,576	111,426	3,426	2,994	5,645	
734	709	515	88	24	153	130	133	94,379	80,334	58,285	4,216	4,712	3,359	
194	129	41	147	107	702	13,479	10,033	4,804	
27	75	655	769	562	226	32	160	21,429	15,485	11,371	
1,060	459	1,255	927	679	354	381	81,879	62,586	41,086	686	
1,060	638	804	484	467	145	4,937	3,581	2,547	1,434	1,825	685	151,348	108,097	83,288	1,490	2,050	1,890	
.....
.....	12	28,004	24,260	20,412	4,598	3,463	1,551	
696	713	461	165	112,853	95,207	82,069	22,174	16,373	13,283	
.....	13,085	11,019	9,630	1,486	1,415	831	
1,668	999	666	47	22,526	18,578	16,764	4,028	4,480	4,154	
228	331	80	82,551	61,641	48,925	18,948	16,004	10,652	
.....	26,384	20,805	16,433	18,033	18,271	14,351	
.....	52,568	54,097	43,200	2,324	1,840	2,665	
.....	28,749	28,679	25,400	2,584	4,970	4,390	
.....	12,418	8,287	5,739	141	168	350	
.....
40	44	58	30,147	30,158	29,172	1,836	2,341	1,822	
.....	56,484	46,180	42,873	1,759	2,716	2,880	
.....	26,933	20,450	18,517	7,083	5,403	4,432	
.....	45,482	50,696	31,142	4,531	4,517	3,147	
.....
32	45	65	12,419	12,569	10,076	4,087	6,658	3,946	
15	18,311	19,763	15,073	3,010	3,513	1,231	
157	157	213	915	1,145	1,473	52	40,148	23,309	2,062	1,113	2,054	278	
91	21	42,003	36,223	27,453	7,002	8,495	5,536	
.....
42	28	21	111	5	12,615	5,819	1,901	
71	56	257	11,373	5,313	941	
.....	4,293	1,612	773	
273	169	75	20	38,584	24,890	8,560	
.....	4,385	3,513	1,750	
.....	3,712	1,734	320	
.....	1,848	1,537	1,048	
.....	777	618	418	
.....
.....	124	38	40,020	29,347	11,592	398	315	
628	278	175	26	16	73	135	86	107	486	27,866	18,681	9,436	15	
.....	560	100	84,642	50,986	25,527	

RELIGIOUS BODIES.

TABLE 69.—COMPARISON OF NUMBER OF MEMBERS IN SELECTED

[The denominations presented in this table

DIVISION AND STATE.		MEMBERS.														
		Methodist bodies—Continued.														
		Wesleyan Methodist.			Primitive Methodist.			Methodist Episcopal, South.			Congregational Methodist.			Free Methodist.		
		1916	1906	1890	1916	1906	1890	1916	1906	1890	1916	1906	1890	1916	1906	1890
1	UNITED STATES.....	20,778	20,043	16,492	9,353	7,558	4,764	2,114,479	1,638,480	1,209,976	12,503	14,729	8,765	35,291	32,838	22,110
GEOGRAPHIC DIVISIONS:																
2	New England.....	96	146	267	2,099	1,796	769	85	83	12
3	Middle Atlantic.....	3,751	4,336	5,173	5,998	4,105	2,763	811	806	635	239	566	8,684	7,867	5,070
4	East North Central.....	9,229	8,852	7,868	1,216	1,627	1,203	7,756	8,016	8,054	96	12,778	12,129	10,421	
5	West North Central.....	1,908	2,112	2,199	40	30	29	135,851	115,133	90,748	676	1,118	1,450	5,685	6,446	5,129
6	South Atlantic.....	4,475	4,018	386	850,415	655,261	484,952	2,634	2,812	1,834	757	476	66
7	East South Central.....	996	422	462	564,472	480,210	366,525	5,729	5,972	4,133	409	429	29
8	West South Central.....	323	157	527,008	379,242	246,284	3,217	4,261	1,252	1,825	2,013	342
9	Mountain.....	12,855	6,600	2,896	8	953	544	203
10	Pacific.....	137	15,311	13,212	9,882	4,115	2,851	838
NEW ENGLAND:																
11	Maine.....
12	New Hampshire.....
13	Vermont.....	96	146	259	43	54
14	Massachusetts.....	8	1,599	1,264	575	29	29	12
15	Rhode Island.....	500	532	194	13
16	Connecticut.....
MIDDLE ATLANTIC:																
17	New York.....	2,365	3,097	3,913	205	298	496	3,774	3,609	3,751
18	New Jersey.....	65	201	403	213	91	161
19	Pennsylvania.....	1,386	1,239	1,195	5,793	3,807	2,267	811	806	635	38	163	4,697	4,167	1,158
EAST NORTH CENTRAL:																
20	Ohio.....	1,803	2,443	1,657	232	138	69	1,717	1,376	897
21	Indiana.....	4,511	3,459	2,199	428	818	945	1,128	1,075	673
22	Illinois.....	248	308	643	259	331	369	7,328	7,198	7,109	96	3,690	3,597	3,395	
23	Michigan.....	2,411	2,354	2,942	5,554	5,121	4,592	
24	Wisconsin.....	256	288	427	725	1,158	765	689	960	804	
WEST NORTH CENTRAL:																
25	Minnesota.....	54	80	207	514	451	529
26	Iowa.....	556	712	840	40	30	29	116	562	730	1,614	1,838	2,117
27	Missouri.....	50	133,756	112,058	86,466	676	1,118	1,450	370	719	325
28	North Dakota.....	239	190	85
29	South Dakota.....	294	176	458	418	444	287
30	Nebraska.....	67	78	184	181	206	736	1,009	486
31	Kansas.....	1,004	1,077	566	1,795	2,332	3,346	1,794	1,795	1,300
SOUTH ATLANTIC:																
32	Delaware.....	6
33	Maryland.....	15,751	12,642	10,604	199	163	31
34	District of Columbia.....	2,666	1,922	953	9	23	7
35	Virginia.....	73	202,648	157,354	105,892	45	38	28
36	West Virginia.....	216	238	245	53,020	36,632	25,064	256	150
37	North Carolina.....	1,477	886	141	199,764	151,808	114,385
38	South Carolina.....	1,613	1,603	105,306	84,266	68,092
39	Georgia.....	1,005	1,096	219,755	178,307	134,600	2,385	2,656	1,655	212	102
40	Florida.....	91	195	51,505	32,330	25,362	249	156	179	30
EAST SOUTH CENTRAL:																
41	Kentucky.....	114,795	99,355	82,430	145	196
42	Tennessee.....	354	422	462	167,270	140,308	121,398	508	977	196	178	131
43	Alabama.....	642	167,938	125,702	87,912	3,073	3,355	2,596	27	29
44	Mississippi.....	114,469	94,945	74,785	2,148	1,640	1,341	59	73	29
WEST SOUTH CENTRAL:																
45	Arkansas.....	110,993	81,699	71,565	14	684	223	50	146	61
46	Louisiana.....	38,940	31,639	24,874	1,281	711	171	109	62
47	Oklahoma.....	323	157	60,273	40,473	10,498	26	107	985	975	12
48	Texas.....	316,812	225,431	139,347	1,896	2,769	1,029	619	783	207
MOUNTAIN:																
49	Montana.....	1,258	1,068	492	101
50	Idaho.....	680	503	221	181	68
51	Wyoming.....
52	Colorado.....	1,858	1,465	1,299	520	433	203
53	New Mexico.....	7,120	2,882	548	8	43
54	Arizona.....	1,939	682	336	108	43
55	Utah.....
56	Nevada.....
PACIFIC:																
57	Washington.....	35	620	718	449	1,680	1,301	240
58	Oregon.....	61	2,515	2,272	1,936	850	664	188
59	California.....	41	12,176	10,222	7,497	1,585	886	410

¹For changes in denominations, see pp. 530 and 531.

GENERAL TABLES.

DENOMINATIONS, BY STATES: 1916, 1906, AND 1890—Continued.

reported 5,000 members or more in 1916.]

MEMBERS.															
Methodist bodies—Continued.									Moravian Church (Unitas Fratrum).			Pentecostal Church of the Nazarene.		Polish National Catholic Church. ¹	
African Methodist Episcopal.			African Methodist Episcopal Zion.			Colored Methodist Episcopal.			1916	1906	1890	1916	1906	1916	1906
1916	1906	1890	1916	1906	1890	1916	1906	1890	1916	1906	1890	1916	1906	1916	1906
548,355	494,777	452,725	257,160	184,542	349,788	245,749	172,996	129,383	26,373	17,155	11,745	32,259	6,657	28,245	15,473
2,711	2,241	2,095	3,659	2,731	2,137							2,300	1,399	2,354	2,441
27,242	22,903	20,588	26,494	14,592	18,311	760	466	513	11,834	7,124	5,534	1,962	937	17,086	7,805
37,673	27,315	22,797	6,587	2,683	2,771	2,674	854	56	7,103	4,698	3,149	5,183	951	6,929	3,085
23,006	19,171	16,975	4,224	1,771	2,037	4,793	2,897	1,666	2,515	1,448	1,074	3,940	142	1,500	1,000
270,657	250,341	229,010	129,526	101,532	200,954	67,408	46,354	33,076	4,749	3,784	1,929	887	248	376	1,132
102,475	101,838	93,910	72,850	54,731	107,401	106,674	77,697	64,923			40	3,453			
78,824	67,527	65,468	12,011	5,560	13,275	63,021	44,520	29,149				8,479	47		
2,637	1,514	1,028	73			167	208					926	80		
3,130	1,927	854	1,735	942	2,902	252			172	101	19	5,129	2,853		
			17	25								297	94		
												171	53		
												132	112		
1,581	1,364	1,342	1,527	1,215	724							1,319	926	1,334	2,141
614	542	595	290	262	401							198	133		
516	335	158	1,825	1,229	1,012							183	81	1,020	300
3,214	4,294	3,124	9,005	6,149	6,668				2,882	1,427	852	1,011	539	8,360	3,500
7,230	5,971	5,851	3,478	2,180	2,954	126			704	375	374	93	20	1,680	800
16,798	12,638	11,613	14,011	6,263	8,689	634	466	247	8,248	5,322	4,308	858	378	7,046	3,505
11,149	9,812	10,025	1,389	388	194	441	211		1,640	1,154	822	1,418	13		
4,961	5,769	4,435	2,465	1,281	1,339	258	40		440	368	346	1,141	141	1,904	460
16,280	9,833	6,383	2,184	870	434	1,865	603	56	366	266	336	1,756	797	3,377	2,545
4,964	1,737	1,896	515	60	702	110			363	197	168	746		150	
319	164	118	34	86	102				4,294	2,713	1,477	122		1,498	100
1,428	755	489							1,361	830	696	13		1,170	1,000
2,248	1,617	1,820	143						83	59	101	765	23		
13,616	11,318	9,589	4,046	1,765	2,037	3,282	1,980	953	1,071	78	59	903		330	
												201			
												112			
18	38	399										556			
723	509											19			
4,975	4,934	4,678	35	6		1,511	917	713				1,390	119		
3,290	2,553	2,603	195	167	158	42		187				47			
10,509	9,613	12,359	2,519	923	1,211	348	240	44	221	122	150	217	82	376	1,132
2,353	1,928	1,479	2,732	2,615	2,495	840	1,110	939				44	166		
13,581	9,889	12,314	9,199	5,474	11,765	2,717	1,514	1,351		184	45	135			
1,925	1,002	216	338	86		37	72					98			
20,482	16,797	16,156	74,365	66,356	111,949	3,274	2,209	2,786	4,528	3,478	1,734				
90,469	79,220	88,172	23,169	19,058	45,880	7,342	4,850	3,468							
89,295	93,628	73,248	5,523	3,630	12,705	49,976	34,501	22,840				230			
39,402	35,713	22,463	11,496	3,223	14,791	2,832	1,858	1,461				116			
10,187	10,047	13,972	5,578	5,773	7,217	8,911	8,137	6,908				728			
23,497	23,377	23,718	8,786	6,651	12,434	30,106	20,634	18,968				1,903			
42,658	39,617	30,781	51,284	36,705	79,231	34,587	23,112	18,940				589			
26,133	28,797	25,439	7,202	5,602	8,519	33,070	25,814	20,107				233			
30,457	26,903	27,956	7,668	2,404	3,601	15,269	11,606	5,888				1,613			
10,260	9,462	13,631	2,831	2,539	2,747	13,762	11,728	8,075				214			
7,250	6,243	489	741	160		5,541	2,858	291			40	2,831			
30,857	24,919	23,392	771	457	6,927	28,449	18,428	14,895				3,821	47		
199	135	32										69			
44			6									325	30		
97	45	139													
1,840	1,139	785										370	50		
140	83	62										69			
234	82		50			79	82					93			
69	30	7	17			88	126								
5															
503	334	66	72									976	285		
205	60	16	86	40	275							773	135		
2,422	1,533	772	1,577	902	2,627	252			172	101	19	3,380	2,433		

RELIGIOUS BODIES.

TABLE 69.—COMPARISON OF NUMBER OF MEMBERS IN SELECTED

[The denominations presented in this table

DIVISION AND STATE.		MEMBERS.														
		Presbyterian bodies.														
		Presbyterian in the United States of America.			Cumberland Presbyterian.			Colored Cumberland Presbyterian.			Welsh Calvinistic Methodist.			United Presbyterian.		
		1916	1906	1890	1916	1906	1890	1916	1906	1890	1916	1906	1890	1916	1906	1890
1	UNITED STATES.....	1,511,251	1,179,555	787,743	72,052	195,770	164,940	13,077	18,066	12,956	14,566	13,280	12,722	160,725	130,342	94,402
GEOGRAPHIC DIVISIONS:																
2	New England.....	13,441	10,639	7,249							591	652	431	4,841	3,666	1,758
3	Middle Atlantic.....	657,265	513,103	374,228		8,991	6,210				5,734	4,987	4,250	86,459	68,045	49,608
4	East North Central.....	385,314	304,851	208,759	4,982	26,042	21,505	170	913	195	5,700	5,313	5,529	35,962	32,256	24,859
5	West North Central.....	232,644	168,359	104,656	7,202	32,071	27,959	466	495	661	2,207	2,197	2,356	18,892	17,035	14,757
6	South Atlantic.....	74,307	62,596	41,074	370	835	718							2,391	1,564	701
7	East South Central.....	39,351	15,824	11,468	45,311	73,959	68,578	11,096	14,487	10,005				1,096	853	465
8	West South Central.....	59,601	14,594	5,629	13,871	49,091	36,676	745	2,171	2,095				956	508	
9	Mountain.....	50,209	33,003	10,739	43	718	231				227	131	156	3,238	1,870	537
10	Pacific.....	99,118	56,637	23,941	273	4,063	2,863				107			5,891	4,535	1,717
NEW ENGLAND:																
11	Maine.....	320	364	205												
12	New Hampshire.....	908	842	956												
13	Vermont.....	575	432	230							591	652	431	582	283	219
14	Massachusetts.....	7,326	5,678	3,570										2,993	2,540	1,135
15	Rhode Island.....	1,169	1,071	608										1,036	670	220
16	Connecticut.....	3,143	2,252	1,680										230	173	184
MIDDLE ATLANTIC:																
17	New York.....	222,888	186,278	154,083							1,955	1,837	1,789	11,150	10,115	9,719
18	New Jersey.....	102,290	78,490	58,759		79								1,904	1,343	685
19	Pennsylvania.....	332,088	248,335	161,386		8,912	6,210				3,779	8,150	2,461	73,405	56,587	39,204
EAST NORTH CENTRAL:																
20	Ohio.....	138,800	114,772	82,444		22	2,458	2,602			2,338	2,223	2,463	21,613	18,336	14,710
21	Indiana.....	59,209	49,041	35,464	1,146	6,376	4,826					9		2,844	2,802	2,542
22	Illinois.....	114,857	86,251	54,744	3,814	17,208	14,177	170	913	195	819	502	425	9,782	9,555	6,529
23	Michigan.....	48,989	36,710	25,088										1,093	1,017	646
24	Wisconsin.....	23,459	18,077	11,019							2,543	2,579	2,641	630	546	432
WEST NORTH CENTRAL:																
25	Minnesota.....	32,494	26,412	13,732							1,155	1,063	1,166			12
26	Iowa.....	59,311	48,326	29,994	108	1,190	1,167				472	539	348	9,588	8,890	7,769
27	Missouri.....	50,193	25,991	17,272	7,094	28,637	23,990	466	410	471	29	73	154	1,899	1,589	1,068
28	North Dakota.....	9,295	6,727	3,038												8
29	South Dakota.....	9,855	5,764	4,413							222	190	306	72	36	59
30	Nebraska.....	26,233	20,684	12,159		307	416				265	242	267	2,338	2,459	2,172
31	Kansas.....	45,263	33,465	24,050		1,937	2,386		85	190	64	90	115	4,995	4,061	3,669
SOUTH ATLANTIC:																
32	Delaware.....	6,197	5,085	4,622											140	114
33	Maryland.....	19,603	15,927	10,593											368	340
34	District of Columbia.....	9,338	8,182	4,882											214	
35	Virginia.....	2,449	2,515	945											224	
36	West Virginia.....	11,644	8,514	4,275			32								1,196	1,026
37	North Carolina.....	12,062	10,696	6,516		110								249	84	530
38	South Carolina.....	8,320	8,026	6,829												
39	Georgia.....	2,223	2,243	1,370	246	599	598									
40	Florida.....	2,471	1,307	1,042	124	126	88									
EAST SOUTH CENTRAL:																
41	Kentucky.....	14,354	8,543	6,917	11,827	16,916	15,458	1,270	2,042	1,421				151		
42	Tennessee.....	17,584	6,786	4,399	27,531	42,464	39,477	2,567	6,640	5,202				467	544	465
43	Alabama.....	4,675	303	152	3,578	8,588	7,390	7,859	5,805	3,104				468	249	
44	Mississippi.....	2,738	192		2,275	5,991	6,353			278					70	
WEST SOUTH CENTRAL:																
45	Arkansas.....	7,451	809	494	5,400	11,990	12,282			255				107	146	
46	Louisiana.....	1,599		70	585	1,152	868									
47	Oklahoma.....	20,222	9,667	2,253	1,642	4,351	1,229		80	100				414	362	
48	Texas.....	30,329	4,118	2,812	6,244	31,598	22,297	745	2,091	1,740				435		
MOUNTAIN:																
49	Montana.....	6,792	4,096	1,232							96					
50	Idaho.....	6,943	3,693	815											381	72
51	Wyoming.....	2,514	984	364										150		
52	Colorado.....	22,960	16,055	5,902		718	231				131	131	156	2,707	1,798	537
53	New Mexico.....	3,892	2,864	1,275	43											
54	Arizona.....	4,353	2,884	188												
55	Utah.....	2,254	1,902	688												
56	Nevada.....	501	520	275												
PACIFIC:																
57	Washington.....	28,435	14,437	3,770		515	470				107			2,124	1,615	103
58	Oregon.....	16,672	9,701	3,935		540	897							980	705	412
59	California.....	54,011	32,449	16,236	273	2,908	1,496							3,787	2,213	1,202

1 For changes in denominations, see pp. 530 and 531.

RELIGIOUS BODIES.

TABLE 69.—COMPARISON OF NUMBER OF MEMBERS IN SELECTED

[The denominations presented in this table

DIVISION AND STATE.	MEMBERS.														
	Reformed bodies—Continued.					Reformed Episcopal Church.			Roman Catholic Church.			Salvation Army.			
	Christian Reformed.			Hungarian Reformed.											
	1916	1906	1890	1916	1906	1916	1906	1890	1916	1906	1890	1916	1906	1890	
1 UNITED STATES.....	38,668	26,669	12,470	9,851	5,253	11,050	9,682	8,455	15,721,815	*14,210,765	*7,343,186	35,954	22,908	8,742	
GEOGRAPHIC DIVISIONS:															
2 New England.....	279	140		574	250			311	2,518,082	2,225,558	1,181,888	5,055	2,899	1,181	
3 Middle Atlantic.....	3,456	2,690	1,636	5,737	4,103	5,330	4,666	3,709	5,366,848	4,637,570	2,276,919	8,733	6,645	1,553	
4 East North Central.....	26,247	18,853	9,587	3,502	700	2,089	2,286	2,114	3,454,478	3,131,743	1,649,368	9,021	6,089	3,102	
5 West North Central.....	7,123	4,475	1,247					125	1,555,986	1,511,494	906,315	4,217	3,078	1,564	
6 South Atlantic.....				38	200	3,631	2,730	2,196	455,509	417,336	299,861	2,422	810	519	
7 East South Central.....									252,842	298,848	158,862	895	319		
8 West South Central.....									981,331	1,005,971	373,892	897	722	36	
9 Mountain.....	772	226							495,054	435,622	251,463	1,795	951	248	
10 Pacific.....	791	284							641,685	546,713	244,618	2,919	2,395	640	
NEW ENGLAND:															
11 Maine.....									148,530	133,434	67,703	550	384	265	
12 New Hampshire.....									136,020	141,015	46,965	334	144	26	
13 Vermont.....									78,178	96,791	50,315	120	138		
14 Massachusetts.....	279	140						311	1,410,208	1,271,419	723,091	3,002	1,597	656	
15 Rhode Island.....									261,312	230,531	113,829	252	160	31	
16 Connecticut.....				574	250				483,834	352,368	179,935	797	476	203	
MIDDLE ATLANTIC:															
17 New York.....	389	298	313	670	480	744	890	743	2,745,552	2,689,139	1,356,624	4,361	3,093	625	
18 New Jersey.....	3,067	2,392	1,323	3,254	1,622	234	212	326	790,704	519,332	262,675	915	620	156	
19 Pennsylvania.....				1,813	2,101	4,352	3,564	2,640	1,830,532	1,429,099	657,620	3,457	1,932	772	
EAST NORTH CENTRAL:															
20 Ohio.....	446	382	253	2,031		476	557	257	843,856	656,059	395,428	2,206	2,059	655	
21 Indiana.....	719	659	320						272,288	205,705	140,118	903	344	104	
22 Illinois.....	3,093	2,332	782	285		1,501	1,663	1,755	1,171,381	1,096,509	559,205	2,725	1,928	922	
23 Michigan.....	20,645	14,719	7,782	1,186	700	112	66	102	672,117	678,982	261,483	2,575	1,368	1,099	
24 Wisconsin.....	1,344	761	450						594,836	594,428	293,134	552	390	322	
WEST NORTH CENTRAL:															
25 Minnesota.....	1,205	615	93						415,664	445,045	319,728	1,161	581	460	
26 Iowa.....	4,276	2,990	623						262,513	244,243	193,555	904	472	397	
27 Missouri.....								125	445,352	450,167	191,605	629	970	340	
28 North Dakota.....	152	77	37						95,859	72,072	31,091	454	237		
29 South Dakota.....	1,107	499	289						72,113	71,781	30,259	336	109	41	
30 Nebraska.....	45	60	93						135,537	118,545	60,592	136	154	19	
31 Kansas.....	338	235	109						128,948	109,641	79,485	597	555	307	
SOUTH ATLANTIC:															
32 Delaware.....						75	100	139	30,183	28,603	13,854	76	55	153	
33 Maryland.....						485	332	285	219,530	196,401	166,365	274	94	213	
34 District of Columbia.....									51,421	61,603	44,227	84	18	23	
35 Virginia.....				38	200	54	46	49	36,671	33,765	14,536	350	136	54	
36 West Virginia.....									60,337	47,072	18,415	287	179	17	
37 North Carolina.....									4,989	4,684	3,106	530	172	69	
38 South Carolina.....						3,017	2,252	1,723	9,514	12,138	6,306	193	61		
39 Georgia.....									18,214	22,674	13,209	367	57		
40 Florida.....									24,650	20,696	19,843	261	28		
EAST SOUTH CENTRAL:															
41 Kentucky.....									160,185	195,186	108,828	227	123		
42 Tennessee.....									23,015	20,296	21,118	109	102		
43 Alabama.....									37,482	49,747	15,666	370	79		
44 Mississippi.....									32,160	33,619	13,351	189	15		
WEST SOUTH CENTRAL:															
46 Arkansas.....									21,120	38,114	4,623	224	159		
47 Louisiana.....									509,910	562,087	249,133	62	72		
48 Oklahoma.....									47,427	42,998	2,953	196	130		
48 Texas.....									402,874	362,772	117,283	415	361	35	
MOUNTAIN:															
49 Montana.....	351	135							78,113	85,128	29,587	645	172	30	
50 Idaho.....	40								17,947	21,244	6,658	180	186		
51 Wyoming.....									12,801	12,075	8,463	81	22		
52 Colorado.....	2,2	21							104,982	117,435	55,425	633	454	214	
53 New Mexico.....	119	70							177,727	143,009	118,325	63	30		
54 Arizona.....									84,742	35,071	22,353	144	42		
55 Utah.....									10,000	9,831	7,009	111	20	4	
56 Nevada.....									8,742	11,729	4,653	38	25		
PACIFIC:															
57 Washington.....	527	284							97,418	88,213	24,527	1,000	820	156	
58 Oregon.....									49,728	41,549	35,666	480	303	44	
59 California.....	164								494,539	416,951	184,625	1,439	1,272	340	

1 For changes in denominations, see pp. 530 and 531.

RELIGIOUS BODIES.

TABLE 69.—COMPARISON OF NUMBER OF MEMBERS IN SELECTED DENOMINATIONS, BY STATES: 1916, 1906, AND 1890—Continued.

[The denominations presented in this table reported 5,000 members or more in 1916.]

	DIVISION AND STATE.	MEMBERS.						
		United Evangelical Church.		Universalists.			Volunteers of America.	
		1916	1906	1916	1906	1890	1916	1906
1	UNITED STATES.....	89,774	69,882	58,566	64,158	49,194	10,204	2,194
	GEOGRAPHIC DIVISIONS:							
2	New England.....			25,252	25,345	17,632	2,225	141
3	Middle Atlantic.....	63,041	45,638	11,794	13,972	11,276	2,032	704
4	East North Central.....	11,896	11,120	12,936	15,882	12,428	1,962	571
5	West North Central.....	9,950	9,299	3,342	4,354	3,365	1,439	334
6	South Atlantic.....	2,417	1,874	2,002	1,760	1,513	1,128	4
7	East South Central.....			1,437	1,415	939	1,275	
8	West South Central.....	576	199	656	379	530	781	42
9	Mountain.....	50		126	229	40	43	26
10	Pacific.....	1,844	1,752	1,021	832	1,466	1,319	372
	NEW ENGLAND:							
11	Maine.....			5,034	4,686	3,750		17
12	New Hampshire.....			1,611	1,993	1,204	45	
13	Vermont.....			2,270	3,030	2,409		
14	Massachusetts.....			13,203	12,983	7,142	154	66
15	Rhode Island.....			1,519	1,175	993	26	18
16	Connecticut.....			1,615	1,478	2,129		40
	MIDDLE ATLANTIC:							
17	New York.....	249	158	9,175	10,761	8,526	1,153	298
18	New Jersey.....			566	910	541	373	273
19	Pennsylvania.....	62,792	45,480	2,053	2,301	2,209	506	138
	EAST NORTH CENTRAL:							
20	Ohio.....	4,729	4,293	4,190	5,003	4,961	650	135
21	Indiana.....	138	85	1,656	2,506	1,950	134	124
22	Illinois.....	6,830	6,447	5,244	5,155	3,424	1,112	214
23	Michigan.....		125	1,003	1,866	1,549	19	60
24	Wisconsin.....	199	170	843	1,342	544	47	38
	WEST NORTH CENTRAL:							
25	Minnesota.....	648	492	1,609	1,220	1,093	50	200
26	Iowa.....	5,202	5,017	1,040	1,383	829	388	14
27	Missouri.....			371	786	711	64	50
28	North Dakota.....	226	96					
29	South Dakota.....	231	155		13			
30	Nebraska.....	3,028	2,992		10	161	227	70
31	Kansas.....	615	547	322	937	571	710	
	SOUTH ATLANTIC:							
32	Delaware.....						13	
33	Maryland.....	2,155	1,769	225	250	382	179	
34	District of Columbia.....			170	154	123	3	
35	Virginia.....			23	20	18	435	
36	West Virginia.....	262	105	94	94	56	450	4
37	North Carolina.....			601	373	255	4	
38	South Carolina.....			146	121	101	5	
39	Georgia.....			591	656	533	39	
40	Florida.....			152	82	45		
	EAST SOUTH CENTRAL:							
41	Kentucky.....			392	520	434	22	
42	Tennessee.....			182	77	20	530	
43	Alabama.....			609	533	365	156	
44	Mississippi.....			254	285	120	567	
	WEST SOUTH CENTRAL:							
45	Arkansas.....			164	85	16	2	
46	Louisiana.....						659	
47	Oklahoma.....	576	199		24		8	42
48	Texas.....			492	270	514	112	
	MOUNTAIN:							
49	Montana.....	50					2	
50	Idaho.....					25		
51	Wyoming.....							
52	Colorado.....			126	229	15	25	20
53	New Mexico.....							
54	Arizona.....							
55	Utah.....						16	
56	Nevada.....							6
	PACIFIC:							
57	Washington.....	55	45	259	167		461	260
58	Oregon.....	1,695	1,661	76	60	84	264	
59	California.....	94	46	636	605	1,352	594	112

**GENERAL TABLES — NEGRO CHURCH
ORGANIZATIONS**

(TABLES 70-73)

RELIGIOUS BODIES.

TABLE 70.—STATISTICS OF NEGRO CHURCH ORGANIZA

[The statistics in this table refer to 19 denominations consisting wholly of Negro organizations and

DENOMINATION.	Total number of organizations.	Number of Negro organizations.	MEMBERS.					PLACES OF WORSHIP.			VALUE OF CHURCH PROPERTY.	
			Number of organizations reporting.	Total number reported.	Sex.		Number of organizations reporting—		Number of church edifices reported.	Number of organizations reporting.	Value reported.	
					Number of organizations reporting.	Male.	Female.	Church edifices.				Halls, etc.
Total.....	141,854	39,655	39,592	4,602,805	37,487	1,685,213	2,728,434	37,125	1,385	37,371	37,192	\$86,809,970
Adventist bodies:												
Advent Christian Church.....	535	10	10	317	9	125	177	6	3	6	6	10,000
Seventh-day Adventist Denomination.....	2,011	54	54	2,553	54	637	1,916	29	14	29	30	108,755
Baptist bodies:												
Baptists—												
Northern Baptist Convention.....	8,159	142	142	53,842	127	17,852	27,512	136	5	139	138	2,779,199
National Baptist Convention.....	21,113	21,113	21,071	2,938,579	21,013	1,128,237	1,805,001	20,070	478	20,146	20,117	41,184,920
Colored Free Will Baptists.....	170	170	169	13,362	169	5,247	8,115	164	3	164	168	178,385
Regular Baptists.....	401	1	1	22	1	11	12	1	1	1	1	154,690
Colored Primitive Baptists.....	336	336	336	15,144	336	5,303	9,396	214	19	236	164	156,226
Christian Church (American Christian Convention).....	1,265	111	111	10,120	104	4,079	5,810	108	1	109	107	43,746
Church of God and Saints of Christ.....	94	94	92	3,311	92	1,170	2,141	36	25	37	26	52,925
Churches of Christ.....	5,570	87	87	2,813	87	1,162	1,651	63	23	63	63	1,000
Churches of God, General Assembly.....	202	1	1	24	1	11	13	1	1	1
Churches of God in North America, General Eldership of the.....	443	7	7	189	7	65	124	5	1	5	6	4,185
Churches of the Living God:												
Church of the Living God.....	28	28	28	1,743	28	612	1,131	26	2	27	28	23,875
Church of the Living God, Christian Workers for Fellowship.....	155	155	154	9,626	152	3,556	5,795	60	88	60	60	78,955
Church of the Living God, General Assembly.....	10	10	10	268	10	93	170	6	4	6	6	12,700
Congregational Churches	5,867	154	154	13,209	154	5,071	8,138	138	7	141	137	843,518
Disciples of Christ.....	8,408	162	156	11,478	105	3,360	5,511	122	6	125	95	246,730
Evangelistic associations:												
Voluntary Missionary Society in America.....	4	4	4	855	4	278	577	4	4	4	2,580
Free Christian Zion Church of Christ.....	35	35	35	6,225	35	2,250	3,975	35	35	35	35,900
Independent churches.....	579	6	6	428	6	269	159	4	1	4	5	8,130
Lutheran bodies:												
Evangelical Lutheran Synodical Conference of America.....	3,621	31	31	1,525	31	588	937	24	1	32	26	57,332
Methodist bodies:												
Methodist Episcopal Church.....	29,842	3,704	3,704	320,025	1,919	67,071	113,048	3,602	94	3,624	3,601	8,047,197
Methodist Protestant Church.....	2,473	49	49	2,869	49	1,104	1,765	44	5	44	44	44,146
Wesleyan Methodist Connection of America.....	579	16	16	819	14	259	522	14	16	14	33,100
African Methodist Episcopal Church.....	6,636	6,636	6,633	548,355	6,620	201,625	344,894	6,214	265	6,302	6,232	14,631,792
African Methodist Episcopal Zion Church.....	2,716	2,716	2,716	257,169	2,711	94,653	162,274	2,488	199	2,495	2,475	7,591,393
Colored Methodist Protestant Church.....	26	26	26	1,967	24	809	1,075	16	10	16	24	52,733
Union American Methodist Episcopal Church.....	67	67	67	3,624	66	1,337	2,149	59	7	59	64	182,305
African Union Methodist Protestant Church.....	53	53	53	3,751	53	1,447	2,304	63	1	53	53	205,825
Colored Methodist Episcopal Church.....	2,621	2,621	2,621	245,749	2,621	94,709	151,040	2,490	58	2,490	2,544	5,619,822
Reformed Zion Union Apostolic Church.....	47	47	47	3,977	47	1,641	2,336	46	1	49	47	79,325
African American Methodist Episcopal Church.....	23	23	23	1,310	23	484	826	1	27	1	27	6,280
Reformed Methodist Union Episcopal Church.....	27	27	27	2,196	27	902	1,294	27	27	27	35,500
Moravian bodies:												
Moravian Church (Unitas Fratrum).....	110	1	1	419	1	156	263	1
Presbyterian bodies:												
Presbyterian Church in the United States of America.....	9,660	434	434	31,957	373	10,086	16,116	352	23	353	360	1,276,148
Colored Cumberland Presbyterian Church.....	136	136	136	13,077	136	5,536	7,541	129	2	132	130	230,426
Presbyterian Church in the United States.....	3,368	36	36	1,429	22	436	620	32	1	32	32	48,185
Protestant Episcopal Church.....	7,892	217	213	23,775	146	6,238	11,003	194	5	195	133	1,527,768
Reformed Episcopal Church.....	75	35	35	3,017	30	1,012	1,749	34	1	31	35	45,862
Roman Catholic Church.....	17,487	90	83	51,688	68	15,729	19,354	79	3	79	73	1,173,372

TIONS IN THE UNITED STATES, BY DENOMINATIONS: 1916.

21 denominations consisting in part of Negro organizations, as shown by the first two columns.]

DENOMINATION.	Number of Negro organizations.	DEBT ON CHURCH PROPERTY.		PARSONAGES.		EXPENDITURES FOR YEAR.		SUNDAY SCHOOLS CONDUCTED BY CHURCH ORGANIZATIONS.			
		Number of organizations reporting.	Amount of debt reported.	Number of organizations reporting.	Value of parsonages reported.	Number of organizations reporting.	Amount reported.	Number of organizations reporting.	Number of Sunday schools reported.	Number of officers and teachers.	Number of scholars.
Total.....	39,655	10,165	\$7,938,095	5,299	\$6,231,459	37,660	\$18,529,827	36,797	37,426	247,804	2,153,843
Adventist bodies:											
Advent Christian Church.....	10					6	2,310	8	8	31	248
Seventh-day Adventist Denomination.....	54	17	34,870	1	3,000	43	41,365	51	51	422	2,610
Baptist bodies:											
Baptists—											
Northern Baptist Convention.....	142	69	451,058	23	95,600	136	381,457	137	138	1,969	20,705
National Baptist Convention.....	21,113	4,210	3,433,366	690	964,325	19,988	8,361,919	19,909	20,099	123,817	1,181,270
Colored Free Will Baptists.....	170	35	9,525			168	36,647	87	90	483	4,168
Regular Baptists.....	1					1					
Colored Primitive Baptists.....	336	46	8,507	12	13,940	170	22,881	87	88	406	3,201
Christian Church (American Christian Convention).....	111	29	18,887	2	4,000	103	36,338	105	106	640	6,334
Church of God and Saints of Christ.....	94	12	11,754			45	18,074	57	57	257	1,526
Churches of Christ.....	87					6	189	59	60	270	2,127
Churches of God, General Assembly.....	1					1	200	1	1	4	25
Churches of God in North America, General Eldership of the.....	7					7	1,088	7	7	32	248
Churches of the Living God:											
Church of the Living God.....	28	6	1,033			27	6,199	26	27	129	491
Church of the Living God, Christian Workers for Fellowship.....	155	14	7,380			62	18,812	99	99	296	2,328
Church of the Living God, General Assembly.....	10	3	7,100	1	250	9	3,704	10	10	35	168
Congregational Churches.....	154	36	42,987	47	95,570	139	99,503	148	162	1,093	10,352
Disciples of Christ.....	182	30	21,626	8	5,450	96	53,798	149	175	850	7,219
Evangelistic associations:											
Voluntary Missionary Society in America.....	4	1	63			4	2,199	4	4	29	386
Free Christian Zion Church of Christ.....	35	13	1,700	13	8,500	35	19,154	35	35	288	3,411
Independent churches.....	6	2	72			6	1,128	6	6	32	198
Lutheran bodies:											
Evangelical Lutheran Synodical Conference of America.....	31	1	1,850	6	5,100	27	13,134	28	39	139	2,158
Methodist bodies:											
Methodist Episcopal Church.....	3,704	1,316	846,012	1,359	1,175,675	3,639	1,670,407	3,490	3,614	25,906	214,982
Methodist Protestant Church.....	49	8	1,476	6	2,375	47	9,282	44	48	256	1,861
Wesleyan Methodist Connection of America.....	16	2	3,250	3	3,300	13	4,655	14	15	103	683
African Methodist Episcopal Church.....	6,636	2,437	1,518,332	1,867	2,025,552	6,516	3,413,395	6,084	6,277	45,350	311,051
African Methodist Episcopal Zion Church.....	2,716	793	795,437	485	632,416	2,641	1,700,737	2,535	2,544	18,982	135,102
Colored Methodist Protestant Church.....	26	9	3,766	2	1,300	23	12,129	24	24	146	870
Union American Methodist Episcopal Church.....	67	33	43,091	5	6,950	65	40,664	54	54	308	1,982
African Union Methodist Protestant Church.....	58	22	11,255	10	12,950	53	47,231	49	49	275	2,813
Colored Methodist Episcopal Church.....	2,621	828	311,066	525	552,106	2,613	1,736,692	2,541	2,543	18,890	167,890
Reformed Zion Union Apostolic Church.....	47	11	1,384			41	13,156	42	43	276	2,505
African American Methodist Episcopal Church.....	28	1	1,000	1	2,000	28	13,455	6	6	26	200
Reformed Methodist Union Episcopal Church.....	27	6	2,740	4	1,150	26	3,420	25	25	117	699
Moravian bodies:											
Moravian Church (Unitas Fratrum).....	1					1	1,042	1	1	14	178
Presbyterian bodies:											
Presbyterian Church in the United States of America.....	434	80	59,291	90	146,100	414	204,944	414	430	2,905	27,618
Colored Cumberland Presbyterian Church.....	136	11	7,576	6	8,100	127	39,497	133	139	928	7,471
Presbyterian Church in the United States.....	36	8	735	7	5,200	29	8,154	30	37	180	1,417
Protestant Episcopal Church.....	217	40	94,908	67	182,000	200	218,912	194	201	1,364	15,932
Reformed Episcopal Church.....	35	13	2,598	3	4,500	35	9,243	30	30	103	1,266
Roman Catholic Church.....	90	23	182,400	56	273,550	70	262,112	74	84	453	9,655

TABLE 71.—STATISTICS OF NEGRO CHURCH

DIVISION AND STATE.	Number of Negro organizations.	MEMBERS.					PLACES OF WORSHIP.			VALUE OF CHURCH PROPERTY.	
		Number of organizations reporting.	Total number reported.	Sex.		Number of organizations reporting—		Number of church edifices reported.	Number of organizations reporting.	Value reported.	
				Number of organizations reporting.	Male.	Female.	Church edifices.				Halls, etc.
UNITED STATES.....	39,655	39,592	4,602,805	37,487	1,685,213	2,728,434	37,125	1,385	37,371	37,192	\$86,809,970
GEOGRAPHIC DIVISIONS:											
New England.....	123	123	17,548	121	6,480	10,937	110	9	114	107	1,281,435
Middle Atlantic.....	1,066	1,062	191,432	1,026	67,498	112,663	882	112	890	948	10,436,201
East North Central.....	971	969	128,613	907	44,184	78,777	887	55	895	877	5,409,934
West North Central.....	962	953	107,664	882	32,917	66,586	892	53	902	893	3,311,515
South Atlantic.....	16,427	16,410	2,022,876	15,485	757,962	1,180,439	15,607	389	15,729	15,540	34,758,095
East South Central.....	11,003	10,995	1,212,254	10,390	440,601	725,306	10,421	338	10,459	10,431	17,299,044
West South Central.....	8,896	8,873	908,166	8,471	330,497	544,653	8,144	416	8,200	8,209	13,258,103
Mountain.....	82	82	5,851	80	2,076	3,671	76	2	76	76	842,705
Pacific.....	125	125	8,401	125	2,998	5,403	106	11	106	105	742,938
NEW ENGLAND:											
Maine.....	1	1	17	1	7	10	1		1	1	8,000
New Hampshire.....	1	1	39	1	9	30	1		1	1	5,000
Vermont.....											
Massachusetts.....	54	54	8,610	53	3,065	5,500	44	6	46	43	556,155
Rhode Island.....	18	18	2,590	18	956	1,634	18		18	18	241,500
Connecticut.....	49	49	6,292	48	2,443	3,763	46	3	48	44	470,780
MIDDLE ATLANTIC:											
New York.....	237	236	43,921	222	13,558	24,920	180	37	181	191	3,041,726
New Jersey.....	299	299	38,839	292	13,434	24,953	259	29	261	278	1,965,140
Pennsylvania.....	530	527	108,672	512	40,506	62,790	443	46	443	479	5,429,335
EAST NORTH CENTRAL:											
Ohio.....	392	391	49,053	348	16,628	28,866	362	19	367	356	2,237,987
Indiana.....	160	159	20,883	146	6,978	13,056	148	8	150	148	705,755
Illinois.....	348	348	49,633	345	17,498	31,863	313	23	314	315	2,007,523
Michigan.....	61	61	8,469	58	2,872	4,625	56	4	56	60	403,650
Wisconsin.....	10	10	675	10	208	367	8	1	8	8	55,019
WEST NORTH CENTRAL:											
Minnesota.....	14	14	2,629	11	922	1,430	11	2	11	13	111,050
Iowa.....	68	68	5,313	62	1,897	3,170	59	7	59	59	247,425
Missouri.....	591	591	75,922	548	21,928	47,145	550	34	557	549	1,960,495
North Dakota.....											
South Dakota.....	1	1	18	1	8	10	1		1	1	3,000
Nebraska.....	20	20	2,070	16	656	1,117	19		19	20	90,675
Kansas.....	268	259	21,842	244	7,506	13,714	252	10	255	251	898,870
SOUTH ATLANTIC:											
Delaware.....	129	129	10,989	117	3,956	6,265	122	4	125	122	405,097
Maryland.....	660	659	87,179	622	28,245	45,029	634	20	639	634	2,598,128
District of Columbia.....	114	114	48,377	111	15,951	28,842	106	7	106	110	729,657
Virginia.....	2,049	2,044	328,230	1,945	128,036	192,594	1,939	35	1,963	1,877	6,104,190
West Virginia.....	345	345	21,858	335	8,339	12,407	255	66	255	277	786,599
North Carolina.....	3,105	3,102	359,380	2,981	140,199	210,743	2,998	63	3,015	2,995	5,820,218
South Carolina.....	2,898	2,897	447,084	2,689	169,043	251,461	2,808	39	2,821	2,808	5,158,169
Georgia.....	5,004	4,998	581,724	4,771	214,003	348,728	4,785	98	4,816	4,777	8,302,547
Florida.....	2,123	2,122	138,055	2,014	48,690	84,370	1,960	57	1,989	1,946	2,855,490
EAST SOUTH CENTRAL:											
Kentucky.....	1,181	1,181	137,211	1,118	50,821	80,338	1,104	50	1,108	1,110	2,831,884
Tennessee.....	1,776	1,774	196,022	1,675	69,907	120,014	1,629	81	1,633	1,630	3,893,692
Alabama.....	3,888	3,886	475,140	3,820	178,013	291,515	3,655	159	3,672	3,672	5,807,906
Mississippi.....	4,158	4,154	403,881	3,777	141,860	233,439	4,033	48	4,046	4,019	4,735,562
WEST SOUTH CENTRAL:											
Arkansas.....	2,491	2,490	242,199	2,429	91,227	147,742	2,300	76	2,321	2,317	3,107,633
Louisiana.....	2,122	2,112	209,843	2,030	71,190	128,351	1,967	60	1,980	1,989	3,424,352
Oklahoma.....	879	875	59,987	844	22,175	36,776	730	114	731	750	937,512
Texas.....	3,404	3,396	396,157	3,168	145,905	233,784	3,147	166	3,168	3,163	5,788,606
MOUNTAIN:											
Montana.....	8	8	310	8	106	204	7		7	7	19,400
Idaho.....	3	3	50	3	12	38		1	2	2	1,250
Wyoming.....	6	6	189	6	61	128	5		5	5	14,200
Colorado.....	34	34	4,448	32	1,618	2,725	34		34	34	244,535
New Mexico.....	12	12	231	12	86	145	10		10	10	12,300
Arizona.....	15	15	532	15	167	365	14		14	14	34,680
Utah.....	3	3	86	3	24	62	3		3	3	13,340
Nevada.....	1	1	5	1	2	3	1		1	1	2,800
PACIFIC:											
Washington.....	22	22	1,204	22	414	790	16	4	16	15	83,125
Oregon.....	8	8	291	8	82	209	3	4	3	3	9,500
California.....	95	95	6,906	95	2,502	4,404	87	3	87	87	650,313

GENERAL TABLES.

ORGANIZATIONS FOR ALL DENOMINATIONS, BY STATES: 1916.

DIVISION AND STATE.	Number of Negro organizations.	DEBT ON CHURCH PROPERTY.		PARSONAGES.		EXPENDITURES FOR YEAR.		SUNDAY SCHOOLS CONDUCTED BY CHURCH ORGANIZATIONS.			
		Number of organizations reporting.	Amount of debt reported.	Number of organizations reporting.	Value of parsonages reported.	Number of organizations reporting.	Amount reported.	Number of organizations reporting.	Number of Sunday schools reported.	Number of officers and teachers.	Number of scholars.
UNITED STATES.....	39,655	10,165	\$7,938,095	5,299	\$6,231,459	37,660	\$18,529,827	36,797	37,426	247,804	2,153,843
GEOGRAPHIC DIVISIONS:											
New England.....	123	56	176,356	26	111,700	113	191,205	110	111	1,102	9,641
Middle Atlantic.....	1,066	649	1,853,541	270	897,731	1,029	1,768,680	975	984	9,593	92,743
East North Central.....	971	374	689,816	268	490,551	889	999,682	862	867	7,658	69,666
West North Central.....	962	353	353,017	269	320,584	918	702,955	861	868	6,546	44,446
South Atlantic.....	16,427	4,050	2,807,597	1,918	2,268,641	15,891	7,133,431	15,124	15,414	103,581	927,821
East South Central.....	11,003	2,300	1,046,424	1,251	1,119,325	10,117	3,964,687	10,374	10,503	63,273	657,252
West South Central.....	8,896	2,391	999,747	1,228	913,677	8,501	3,572,546	8,307	8,489	54,747	454,324
Mountain.....	82	41	43,006	29	46,850	82	80,531	73	74	505	3,079
Pacific.....	125	57	68,591	40	62,400	120	116,110	111	111	799	4,871
NEW ENGLAND:											
Maine.....	1	1	5,000	1	980	1	1	6	33
New Hampshire.....	1	1	200	1	1,840	1	1	17	115
Vermont.....
Massachusetts.....	54	26	87,538	8	43,100	60	90,960	48	49	529	4,683
Rhode Island.....	18	10	27,200	2	11,000	17	31,156	17	17	166	1,439
Connecticut.....	49	18	56,418	16	57,600	44	66,269	43	43	384	3,371
MIDDLE ATLANTIC:											
New York.....	237	99	582,611	63	259,341	223	442,386	217	218	2,212	19,114
New Jersey.....	299	161	288,883	77	185,600	294	383,840	278	279	2,382	20,670
Pennsylvania.....	530	283	982,047	130	452,790	512	942,454	480	487	4,999	52,959
EAST NORTH CENTRAL:											
Ohio.....	392	132	174,690	93	183,021	366	363,343	371	374	3,387	25,780
Indiana.....	160	69	83,558	64	85,830	152	143,646	143	144	1,117	9,139
Illinois.....	348	143	275,253	83	141,500	302	382,628	279	280	2,536	20,519
Michigan.....	61	24	38,874	25	67,200	60	104,208	69	59	566	3,877
Wisconsin.....	10	6	17,641	3	13,000	9	6,957	10	10	52	351
WEST NORTH CENTRAL:											
Minnesota.....	14	6	10,400	6	24,700	14	21,075	14	14	169	1,033
Iowa.....	68	28	19,617	22	28,900	66	49,729	66	66	500	3,018
Missouri.....	691	204	243,655	153	180,254	564	440,019	538	545	4,173	28,704
North Dakota.....
South Dakota.....	1	1	429	1	75	1	1	7	20
Nebraska.....	20	14	11,029	6	10,800	20	25,443	20	20	168	1,147
Kansas.....	268	100	67,887	82	75,930	253	166,614	222	222	1,529	10,524
SOUTH ATLANTIC:											
Delaware.....	129	73	41,625	44	53,250	124	87,151	116	119	907	7,697
Maryland.....	660	303	345,117	202	274,889	647	509,403	630	642	5,650	48,693
District of Columbia.....	114	72	492,943	21	81,600	110	270,240	112	114	1,439	15,544
Virginia.....	2,049	604	608,171	182	295,221	1,944	1,027,213	1,849	1,899	14,086	132,485
West Virginia.....	345	90	85,227	41	88,090	327	162,552	308	313	2,039	15,272
North Carolina.....	3,105	663	304,115	297	309,861	3,042	1,334,425	2,973	3,036	23,170	191,797
South Carolina.....	2,893	659	294,015	351	396,240	2,846	1,128,963	2,818	2,894	20,923	198,458
Georgia.....	5,004	1,218	427,064	460	448,613	4,810	1,876,298	4,378	4,427	24,647	236,387
Florida.....	2,123	468	209,320	320	320,877	2,041	737,166	1,940	1,970	10,720	81,588
EAST SOUTH CENTRAL:											
Kentucky.....	1,181	201	130,541	198	158,927	1,137	520,243	1,104	1,107	6,696	54,322
Tennessee.....	1,776	404	309,863	225	242,780	1,549	799,386	1,635	1,664	10,614	86,990
Alabama.....	3,888	815	377,047	444	451,056	3,772	1,483,764	3,732	3,774	21,544	210,166
Mississippi.....	4,158	880	228,973	384	266,662	3,659	1,161,294	3,903	3,963	24,419	205,774
WEST SOUTH CENTRAL:											
Arkansas.....	2,491	610	203,713	259	172,875	2,344	926,554	2,338	2,385	15,823	121,191
Louisiana.....	2,122	660	291,538	346	261,959	2,054	797,043	1,952	1,978	10,515	99,831
Oklahoma.....	879	229	76,986	112	71,107	829	294,482	824	841	4,452	36,414
Texas.....	3,404	892	427,610	611	407,736	3,274	1,554,467	3,193	3,305	23,657	196,888
MOUNTAIN:											
Montana.....	8	4	370	4	6,800	8	12,082	7	7	50	233
Idaho.....	3	1	200	1	250	3	657	1	1	6	22
Wyoming.....	6	4	1,040	3	3,100	6	2,742	6	6	31	180
Colorado.....	34	17	30,249	15	30,550	34	48,371	32	33	285	2,114
New Mexico.....	12	6	1,490	3	1,900	12	3,955	10	10	60	195
Arizona.....	15	7	6,172	3	4,250	15	10,462	13	13	56	259
Utah.....	3	1	3,070	3	2,187	3	3	15	66
Nevada.....	1	1	475	1	75	1	1	2	10
PACIFIC:											
Washington.....	22	11	13,204	4	8,500	20	15,761	20	20	125	729
Oregon.....	8	1	2,500	2	6,700	8	4,353	5	6	36	174
California.....	95	45	62,887	34	47,200	92	95,996	86	86	638	3,968

TABLE 72.—STATISTICS OF NEGRO CHURCH ORGANIZATIONS

[The statistics in this table refer to 19 denominations consisting wholly of Negro organizations and

DENOMINATION.	Total number of organizations.	Number of Negro organizations.	MEMBERS.					PLACES OF WORSHIP.			VALUE OF CHURCH PROPERTY.	
			Number of organizations reporting.	Total number reported.	Sex.		Number of organizations reporting—	Number of church edifices reported.	Number of organizations reporting.	Value reported.		
					Male.	Female.						
ALABAMA.....	5,217	3,888	3,886	475,140	3,820	173,013	291,515	3,655	159	3,672	3,672	\$5,807,906
Adventist bodies:												
Seventh-day Adventist Denomination.....	22	9	9	270	9	89	181	5	3	5	5	4,550
Baptist bodies:												
Baptists—National Baptist Convention.....	2,157	2,157	2,156	311,103	2,153	117,801	193,010	2,067	57	2,071	2,076	3,168,222
Colored Primitive Baptists.....	38	38	38	3,416	38	1,382	2,034	28	29	29	26	22,140
Churches of Christ.....	361	9	9	235	9	103	132	7	2	7	7	6,525
Churches of the Living God:												
Church of the Living God, Christian Workers for Fellowship.....	9	9	9	792	9	247	545	4	3	4	4	4,500
Congregational Churches.....	82	21	21	1,729	21	726	1,003	18	2	18	18	51,350
Disciples of Christ.....	73	10	10	748	7	302	356	7	7	7	7	5,100
Evangelistic associations:												
Voluntary Missionary Society in America.....	4	4	4	855	4	278	577	4	4	4	4	2,580
Lutheran bodies:												
Evangelical Lutheran Synodical Conference of America.....	12	3	3	225	3	88	137	3	6	3	3	3,907
Methodist bodies:												
Methodist Episcopal Church.....	361	174	174	14,767	119	3,879	6,739	172	2	172	172	262,900
Methodist Protestant Church.....	100	4	4	139	4	50	89	4	4	4	4	2,950
African Methodist Episcopal Church.....	525	525	524	42,658	522	15,659	26,922	462	55	467	464	636,835
African Methodist Episcopal Zion Church.....	479	479	479	51,284	479	19,167	32,117	452	25	453	452	824,037
Union American Methodist Episcopal Church.....	11	11	11	197	11	71	126	6	5	6	9	2,650
Colored Methodist Episcopal Church.....	335	335	335	34,587	335	13,415	21,172	324	5	324	330	608,660
Presbyterian bodies:												
Presbyterian Church in the United States of America.....	72	4	4	254	4	92	162	3	3	3	4	11,800
Colored Cumberland Presbyterian Church.....	72	72	72	7,859	72	3,313	4,546	67	70	67	67	113,525
Presbyterian Church in the United States.....	220	11	11	436	11	181	255	11	11	11	11	13,175
Protestant Episcopal Church.....	110	3	3	327	2	130	167	3	3	3	3	33,000
Roman Catholic Church.....	174	10	10	3,259	8	1,040	1,245	8	8	8	6	29,500
ARIZONA.....	52	15	15	532	15	167	365	14	14	14	14	34,880
Baptist bodies:												
Baptists—Northern Baptist Convention.....	44	7	7	160	7	47	113	7	7	7	7	12,330
Methodist bodies:												
African Methodist Episcopal Church.....	4	4	4	234	4	72	162	3	3	3	3	15,200
African Methodist Episcopal Zion Church.....	2	2	2	50	2	22	28	2	2	2	2	2,550
Colored Methodist Episcopal Church.....	2	2	2	88	2	26	62	2	2	2	2	4,800
ARKANSAS.....	3,659	2,491	2,490	242,199	2,429	91,227	147,742	2,300	76	2,321	2,317	3,107,633
Adventist bodies:												
Advent Christian Church.....	3	3	3	84	2	34	35	1	1	1	1	800
Seventh-day Adventist Denomination.....	20	2	2	40	2	16	24	2	2	2	2
Baptist bodies:												
Baptists—National Baptist Convention.....	1,473	1,473	1,472	174,157	1,472	66,655	107,502	1,388	17	1,390	1,417	1,791,606
Colored Free Will Baptists.....	2	2	2	67	2	27	40	2	2	2	2	1,850
Colored Primitive Baptists.....	31	31	31	519	31	235	284	21	22	22	5	1,190
Churches of Christ.....	514	4	4	154	4	54	100	3	1	3	3	2,300
Churches of God in North America, General Eldership of the:												
Church of the Living God, Christian Workers for Fellowship.....	14	2	2	42	2	20	22	2	2	2	2	485
Churches of the Living God, General Assembly.....	34	34	34	1,857	32	672	910	13	18	13	13	11,750
Disciples of Christ.....	155	11	11	365	9	121	189	9	9	9	9	3,325
Free Christian Zion Church of Christ.....	20	20	20	4,150	20	1,525	2,625	20	20	20	20	18,400
Lutheran bodies:												
Evangelical Lutheran Synodical Conference of America.....	17	1	1	8	1	2	6
Methodist bodies:												
Methodist Episcopal Church.....	213	110	110	6,169	63	1,347	2,325	105	4	105	105	155,955
African Methodist Episcopal Church.....	435	435	435	30,457	433	11,081	19,291	422	4	440	423	642,376
African Methodist Episcopal Zion Church.....	125	125	125	7,668	125	2,755	4,913	104	14	104	104	117,790
Colored Methodist Episcopal Church.....	216	216	216	15,269	216	6,281	8,988	195	13	195	198	286,650
Presbyterian bodies:												
Presbyterian Church in the United States of America.....	127	14	14	707	10	243	316	9	1	9	9	24,600
Protestant Episcopal Church.....	54	5	5	242	2	37	50	4	4	4	4	16,550
Roman Catholic Church.....	205	2	2	234	2	119	115	2	2	2	2	32,006
CALIFORNIA.....	910	95	95	6,906	95	2,502	4,404	87	3	87	87	650,313
Baptist bodies:												
Baptists—National Baptist Convention.....	32	32	32	2,316	32	886	1,430	32	32	32	32	229,498
Churches of Christ.....	35	1	1	16	1	6	10	1	1	1	1
Disciples of Christ.....	165	1	1	90	1	35	55	1	1	1	1	6,000
Methodist bodies:												
African Methodist Episcopal Church.....	24	24	24	2,422	24	812	1,610	24	24	24	24	228,240
African Methodist Episcopal Zion Church.....	30	30	30	1,577	30	585	952	23	2	23	23	161,275
Colored Methodist Episcopal Church.....	5	5	5	252	5	105	147	5	5	5	5	17,300
Presbyterian bodies:												
Presbyterian Church in the United States of America.....	358	1	1	96	1	32	64	1	1	1	1	5,000
Protestant Episcopal Church.....	261	1	1	137	1	41	96	1	1	1	1	3,000

GENERAL TABLES.

IN EACH STATE, BY DENOMINATIONS: 1916.

21 denominations consisting in part of Negro organizations, as shown by the first two columns.]

DENOMINATION.	Number of Negro organizations.	DEBT ON CHURCH PROPERTY.		PARSONAGES.		EXPENDITURES FOR YEAR.		SUNDAY SCHOOLS CONDUCTED BY CHURCH ORGANIZATIONS.			
		Number of organizations reporting.	Amount of debt reported.	Number of organizations reporting.	Value of parsonages reported.	Number of organizations reporting.	Amount reported.	Number of organizations reporting.	Number of Sunday schools reported.	Number of officers and teachers.	Number of scholars.
ALABAMA.....	3,888	815	\$377,047	444	\$451,056	3,772	\$1,483,764	3,732	3,774	21,544	210,166
Adventist bodies:											
Seventh-day Adventist Denomination.....	9	3	730			7	2,802	9	9	58	351
Baptist bodies:											
Baptists—National Baptist Convention.....	2,157	420	209,591	41	39,556	2,105	670,494	2,113	2,120	10,916	123,201
Colored Primitive Baptists.....	38	6	626			26	4,911	18	18	103	852
Churches of Christ.....	9					1	5	8	8	31	205
Churches of the Living God:											
Church of the Living God, Christian Workers for Fellowship.....	9					3	1,075	6	6	21	192
Congregational Churches.....	21	4	528	10	10,700	20	9,802	21	30	162	1,505
Disciples of Christ.....	10	2	430	1	250	6	733	10	10	46	540
Evangelistic associations:											
Voluntary Missionary Society in America.....	4	1	63			4	2,199	4	4	29	386
Lutheran bodies:											
Evangelical Lutheran Synodical Conference of America.....	3			1	200	3	930	3	6	24	509
Methodist bodies:											
Methodist Episcopal Church.....	174	52	16,081	58	45,675	172	53,630	165	168	1,136	8,948
Methodist Protestant Church.....	4					4	634	3	3	13	76
African Methodist Episcopal Church.....	525	114	55,723	131	124,725	514	208,338	482	495	2,781	21,522
African Methodist Episcopal Zion Church.....	479	105	52,376	96	113,519	469	252,518	459	461	2,943	23,047
Union American Methodist Episcopal Church.....	11	2	870	1	200	10	1,418	7	7	27	123
Colored Methodist Episcopal Church.....	335	99	37,429	90	80,931	335	224,675	329	330	2,611	22,758
Presbyterian bodies:											
Presbyterian Church in the United States of America.....	4	1	350	1	2,000	4	2,145	4	4	24	242
Colored Cumberland Presbyterian Church.....	72	2	1,840	3	3,300	70	21,504	71	72	514	4,227
Presbyterian Church in the United States.....	11	4	410	3	2,500	11	3,406	10	13	69	500
Protestant Episcopal Church.....	3			2	15,000	3	1,925	3	3	19	258
Roman Catholic Church.....	10			6	12,500	5	20,620	7	7	17	724
ARIZONA.....	15	7	6,172	3	4,250	15	10,462	13	13	56	259
Baptist bodies:											
Baptists—Northern Baptist Convention.....	7	2	1,565			7	2,196	6	6	23	110
Methodist bodies:											
African Methodist Episcopal Church.....	4	2	1,944			4	4,076	4	4	17	80
African Methodist Episcopal Zion Church.....	2	1	1,000	1	1,500	2	1,900	1	1	6	20
Colored Methodist Episcopal Church.....	2	2	1,663	2	2,750	2	2,290	2	2	10	49
ARKANSAS.....	2,491	610	203,713	269	172,875	2,344	926,554	2,338	2,365	15,823	121,191
Adventist bodies:											
Advent Christian Church.....	3					1	540	2	2	7	36
Seventh-day Adventist Denomination.....	2					2	463	1	1	5	23
Baptist bodies:											
Baptists—National Baptist Convention.....	1,473	274	87,679	47	36,264	1,415	544,738	1,427	1,431	9,224	77,905
Colored Free Will Baptists.....	2					2	226				
Colored Primitive Baptists.....	31					6	672				
Churches of Christ.....	4							3	4	16	146
Churches of God in North America, General Eldership of the.....	2					2	196	2	2	8	60
Churches of the Living God:											
Church of the Living God, Christian Workers for Fellowship.....	34	1	25			16	3,813	20	20	67	430
Church of the Living God, General Assembly.....	1							1	1	2	10
Disciples of Christ.....	11	1	85			7	1,478	9	9	38	238
Free Christian Zion Church of Christ.....	20	9	1,100	12	8,000	20	13,350	20	20	170	2,290
Lutheran bodies:											
Evangelical Lutheran Synodical Conference of America.....	1							1	1	1	14
Methodist bodies:											
Methodist Episcopal Church.....	110	48	7,587	39	19,876	109	33,017	107	111	724	4,843
African Methodist Episcopal Church.....	435	164	72,338	97	59,475	415	146,814	412	427	3,387	18,533
African Methodist Episcopal Zion Church.....	125	31	7,876	17	6,410	113	48,284	108	110	717	4,515
Colored Methodist Episcopal Church.....	216	77	19,599	42	32,600	216	119,610	208	208	1,354	10,970
Presbyterian bodies:											
Presbyterian Church in the United States of America.....	14	3	2,424	2	6,300	13	7,220	12	12	77	704
Protestant Episcopal Church.....	5	2	5,000	1	1,000	5	1,726	3	3	13	87
Roman Catholic Church.....	2			2	2,950	2	4,407	2	3	13	387
CALIFORNIA.....	95	45	52,887	34	47,200	92	95,996	86	86	638	3,968
Baptist bodies:											
Baptists—National Baptist Convention.....	32	15	12,542	6	8,900	32	25,097	31	31	238	1,524
Churches of Christ.....	1					1	5,300			17	56
Disciples of Christ.....	1							1	1		
Methodist bodies:											
African Methodist Episcopal Church.....	24	13	19,643	17	29,150	24	37,200	24	24	207	1,250
African Methodist Episcopal Zion Church.....	30	11	13,562	8	6,450	28	21,695	24	24	136	883
Colored Methodist Episcopal Church.....	5	5	4,140	2	1,500	5	4,413	4	4	22	146
Presbyterian bodies:											
Presbyterian Church in the United States of America.....	1			1	1,200	1	1,356	1	1	10	84
Protestant Episcopal Church.....	1	1	3,000			1	935	1	1	8	40

TABLE 72.—STATISTICS OF NEGRO CHURCH ORGANIZATIONS

[The statistics in this table refer to 19 denominations consisting wholly of Negro organizations and

DENOMINATION.	Total number of organizations.	Number of Negro organizations.	MEMBERS.					PLACES OF WORSHIP.			VALUE OF CHURCH PROPERTY.	
			Number of organizations reporting.	Total number reported.	Sex.		Number of organizations reporting—		Number of church edifices reported.	Number of organizations reporting.	Value reported.	
					Male.	Female.	Church edifices.	Halls, etc.				
COLORADO	584	34	34	4,448	32	1,618	2,725	34	34	34	\$244,535	
Adventist bodies:												
Seventh-day Adventist Denomination.....	65	1	1	26	1	7	19	1	1	1	950	
Baptist bodies:												
Baptists—National Baptist Convention.....	12	12	12	2,020	12	799	1,221	12	12	12	103,485	
Methodist bodies:												
Methodist Episcopal Church.....	236	3	3	266	2	75	111	3	3	3	19,000	
African Methodist Episcopal Church.....	15	15	15	1,849	14	656	1,168	15	15	15	78,100	
Presbyterian bodies:												
Presbyterian Church in the United States of America.....	147	1	1	100	1	30	70	1	1	1	30,000	
Protestant Episcopal Church.....	109	2	2	187	2	51	136	2	2	2	13,000	
CONNECTICUT	704	49	49	6,292	48	2,443	3,763	46	3	48	470,780	
Baptist bodies:												
Baptists—Northern Baptist Convention.....	152	17	17	3,145	17	1,333	1,812	17	17	17	184,980	
Church of God and Saints of Christ.....	5	5	5	145	5	46	99	2	3	3	1,150	
Congregational Churches.....	327	2	2	515	2	145	370	2	2	2	38,300	
Methodist bodies:												
African Methodist Episcopal Church.....	6	6	6	516	6	221	295	6	6	6	26,000	
African Methodist Episcopal Zion Church.....	17	17	17	1,825	17	681	1,144	17	17	17	211,350	
Union American Methodist Episcopal Church.....	1	1	1	60	1	17	43	1	1	1	9,000	
Protestant Episcopal Church.....	196	1	1	86				1	1			
DELAWARE	375	129	129	10,989	117	3,956	6,265	122	4	125	405,097	
Adventist bodies:												
Seventh-day Adventist Denomination.....	5	1	1	23	1	4	19					
Baptist bodies:												
Baptists—Northern Baptist Convention.....	15	4	4	1,138	4	450	688	4	4	4	61,600	
Church of God and Saints of Christ.....	1	1	1	14	1	7	7					
Methodist bodies:												
Methodist Episcopal Church.....	209	47	47	3,514	36	1,201	1,845	47	49	47	96,230	
African Methodist Episcopal Church.....	46	46	46	3,230	46	1,217	2,073	46	47	46	150,992	
African Methodist Episcopal Zion Church.....	5	5	5	195	5	82	113	3	2	3	13,700	
Union American Methodist Episcopal Church.....	8	8	8	732	8	259	473	8	8	8	20,100	
African Union Methodist Protestant Church.....	13	13	13	1,629	13	682	947	12	12	12	59,900	
African American Methodist Episcopal Church.....	1	1	1	60	1	23	37	1	1	1	75	
Colored Methodist Episcopal Church.....	1	1	1	42	1	18	24	1	1	1	2,500	
Presbyterian bodies:												
Presbyterian Church in the United States of America.....	34	1	1	52	1	13	39		1			
Roman Catholic Church.....	37	1	1	300				1	1			
DISTRICT OF COLUMBIA	265	114	114	48,377	111	15,951	28,842	106	7	106	2,729,637	
Adventist bodies:												
Seventh-day Adventist Denomination.....	6	2	2	198	2	41	157	2	2	2	26,000	
Baptist bodies:												
Baptists—Northern Baptist Convention.....	17	1	1	2,303	1	576	1,727	1	1	1	45,000	
National Baptist Convention.....	60	60	60	27,544	60	9,773	17,771	57	3	57	1,361,074	
Church of God and Saints of Christ.....	1	1	1	65	1	16	49	1	1	1	6,000	
Congregational Churches.....	6	3	3	760	3	244	516	3	3	3	126,000	
Disciples of Christ.....	8	1	1	62	1	33	29	1	1			
Methodist bodies:												
Methodist Episcopal Church.....	40	14	14	3,889	13	1,393	2,462	13	1	13	255,360	
African Methodist Episcopal Church.....	9	9	9	2,353	9	912	1,441	9	9	9	192,300	
African Methodist Episcopal Zion Church.....	7	7	7	2,732	7	953	1,779	6	1	6	293,500	
Colored Methodist Protestant Church.....	4	4	4	325	4	103	222	2	2	4	14,123	
African Union Methodist Protestant Church.....	2	2	2	85	2	21	64	1	1	1	2,000	
Colored Methodist Episcopal Church.....	4	4	4	840	4	289	551	4	4	4	179,500	
Presbyterian bodies:												
Presbyterian Church in the United States of America.....	21	1	1	376	1	105	271	1	1	1	70,000	
Protestant Episcopal Church.....	51	3	3	1,245	2	327	368	3	3	3	34,800	
Roman Catholic Church.....	29	2	2	5,600	1	1,165	1,435	2	2	2	124,000	
FLORIDA	2,692	2,123	2,122	138,055	2,014	48,690	84,370	1,960	57	1,989	1,946	2,855,490
Adventist bodies:												
Seventh-day Adventist Denomination.....	35	5	5	140	5	50	90	3	2	3	3,600	
Baptist bodies:												
Baptists—National Baptist Convention.....	1,039	1,039	1,038	69,865	1,038	26,131	43,734	973	8	984	1,246,662	
Colored Primitive Baptists.....	32	32	32	3,510	32	862	2,648	31	1	38	46,915	
Church of God and Saints of Christ.....	1	1	1	70	1	20	50		1			
Churches of the Living God:												
Church of the Living God, Christian Workers for Fellowship.....	5	5	5	280	5	86	194	2	3	2	1,700	
Disciples of Christ.....	41	1	1	35								
Independent churches.....	8	4	4	363	4	243	120	4	4	4	6,930	
Methodist bodies:												
Methodist Episcopal Church.....	203	137	137	8,090	37	1,361	2,364	130	7	130	219,609	
African Methodist Episcopal Church.....	698	698	698	39,402	698	14,729	24,673	625	31	636	616	871,601
African Methodist Episcopal Zion Church.....	113	113	113	11,496	113	3,594	7,902	108	4	108	216,573	
Colored Methodist Episcopal Church.....	65	65	65	2,832	65	1,122	1,710	61	61	65	88,440	
Presbyterian bodies:												
Presbyterian Church in the United States of America.....	36	3	3	241	3	85	156	3	3	3	44,000	
Presbyterian Church in the United States.....	111	2	2	103		20	40	2	2	1	400	
Protestant Episcopal Church.....	152	16	16	1,225	10	248	425	16	16	15	81,060	
Roman Catholic Church.....	153	2	2	403	2	139	264	2	2	2	28,000	

GENERAL TABLES.

IN EACH STATE, BY DENOMINATIONS: 1916—Continued.

21 denominations consisting in part of Negro organizations, as shown by the first two columns.]

DENOMINATION.	Number of Negro organizations.	DEBT ON CHURCH PROPERTY.		PARSONAGES.		EXPENDITURES FOR YEAR.		SUNDAY SCHOOLS CONDUCTED BY CHURCH ORGANIZATIONS.			
		Number of organizations reporting.	Amount of debt reported.	Number of organizations reporting.	Value of parsonages reported.	Number of organizations reporting.	Amount reported.	Number of organizations reporting.	Number of Sunday schools reported.	Number of officers and teachers.	Number of scholars.
COLORADO	34	17	\$30,249	15	\$30,550	34	\$48,371	32	33	285	2,114
Adventist bodies:											
Seventh-day Adventist Denomination.....	1	1	940			1	580	1	1	8	32
Baptist bodies:											
Baptists—National Baptist Convention.....	12	6	18,594	3	6,350	12	18,157	12	12	117	1,013
Methodist bodies:											
Methodist Episcopal Church.....	3	3	2,600	2	3,500	3	3,630	3	3	27	131
African Methodist Episcopal Church.....	15	5	6,665	9	17,700	15	21,030	13	13	116	735
Presbyterian bodies:											
Presbyterian Church in the United States of America.....	1	1	1,200			1	3,000	1	2	8	150
Protestant Episcopal Church.....	2	1	250	1	3,000	2	1,974	2	2	9	53
CONNECTICUT	49	18	56,418	16	57,600	44	66,269	43	43	384	3,371
Baptist bodies:											
Baptists—Northern Baptist Convention.....	17	3	13,438	3	12,000	15	21,489	16	16	179	1,808
Church of God and Saints of Christ.....	5					2	800	2	2	4	10
Congregational Churches.....	2	1	3,000	1	3,500	2	5,025	2	2	42	280
Methodist bodies:											
African Methodist Episcopal Church.....	6	2	1,250	2	6,000	6	7,735	6	6	33	297
African Methodist Episcopal Church.....	17	11	38,430	10	36,100	17	29,455	15	15	117	897
Union American Methodist Episcopal Church.....	1	1	300			1	1,045	1	1	5	35
Protestant Episcopal Church.....	1					1	720	1	1	4	44
DELAWARE	129	73	41,625	44	53,250	124	87,151	116	119	907	7,697
Adventist bodies:											
Seventh-day Adventist Denomination.....	1					1	1,450	1	1	6	26
Baptist bodies:											
Baptists—Northern Baptist Convention.....	4	2	4,300	1	2,300	3	3,226	4	4	54	597
Church of God and Saints of Christ.....	1										
Methodist bodies:											
Methodist Episcopal Church.....	47	19	11,135	21	23,200	46	28,304	43	43	323	2,311
African Methodist Episcopal Church.....	46	31	14,427	18	22,050	45	33,244	43	46	306	2,775
African Methodist Episcopal Church.....	5	3	4,100			5	1,668	4	4	15	110
Union American Methodist Episcopal Church.....	8	6	2,117	1	1,000	8	5,763	7	7	44	233
African Union Methodist Protestant Church.....	13	8	4,146	3	4,700	13	11,770	11	11	77	895
African American Methodist Episcopal Church.....	1					1	450				
Colored Methodist Episcopal Church.....	1	1	1,400			1	842	1	1	7	35
Presbyterian bodies:											
Presbyterian Church in the United States of America.....	1					1	434	1	1	5	35
Roman Catholic Church.....	1					1		1	1	10	180
DISTRICT OF COLUMBIA	114	72	492,943	21	81,600	110	270,240	112	114	1,439	15,544
Adventist bodies:											
Seventh-day Adventist Denomination.....	2	1	6,500	1	3,000	1	3,000	2	2	19	220
Baptist bodies:											
Baptists—											
Northern Baptist Convention.....	1					1	9,644	1	1	32	500
National Baptist Convention.....	60	41	259,739	3	16,500	58	121,226	60	60	696	7,668
Church of God and Saints of Christ.....	1										
Congregational Churches.....	3	2	14,500	1	4,000	3	5,503	3	3	31	325
Disciples of Christ.....	1					1	240	1	1	10	30
Methodist bodies:											
Methodist Episcopal Church.....	14	9	61,666	6	19,200	14	37,668	14	14	194	2,425
African Methodist Episcopal Church.....	9	6	25,737	4	7,400	9	19,089	9	9	105	1,101
African Methodist Episcopal Zion Church.....	7	6	74,400	2	6,500	7	27,949	7	7	93	938
Colored Methodist Protestant Church.....	4	1	101	1	1,000	4	2,026	3	3	16	106
African Union Methodist Protestant Church.....	2					2	1,900	2	2	10	100
Colored Methodist Episcopal Church.....	4	3	18,000			4	8,450	4	4	43	445
Presbyterian bodies:											
Presbyterian Church in the United States of America.....	1					1	2,827	1	2	23	153
Protestant Episcopal Church.....	3	1	3,700	1	5,000	3	8,077	3	4	32	510
Roman Catholic Church.....	2	2	28,600	2	19,000	2	22,641	2	2	135	1,025
FLORIDA	2,123	468	209,320	320	320,877	2,041	737,166	1,940	1,970	10,720	81,588
Adventist bodies:											
Seventh-day Adventist Denomination.....	5	1	150			3	1,474	4	4	33	165
Baptist bodies:											
Baptists—National Baptist Convention.....	1,039	176	79,964	51	80,475	998	319,771	1,003	1,004	4,326	38,754
Colored Primitive Baptists.....	32	9	2,737	11	12,940	27	8,956	25	26	133	1,284
Church of God and Saints of Christ.....	1					1	70	1	1	10	70
Churches of the Living God:											
Church of the Living God, Christian Workers for Fellowship.....	5	1	400			2	700	5	5	10	84
Disciples of Christ.....	1							1	1	2	20
Independent churches.....	4	2	72			4	553	4	4	19	136
Methodist bodies:											
Methodist Episcopal Church.....	137	37	27,179	33	35,757	132	38,291	122	125	710	5,217
African Methodist Episcopal Church.....	698	181	68,305	107	139,335	679	277,145	590	612	4,285	26,313
African Methodist Episcopal Zion Church.....	113	21	29,734	37	23,920	108	50,195	106	107	770	6,132
Colored Methodist Episcopal Church.....	65	33	6,629	13	11,750	65	30,261	57	57	311	2,087
Presbyterian bodies:											
Presbyterian Church in the United States of America.....	3	3	2,500	3	6,900	3	2,250	3	3	24	182
Presbyterian Church in the United States.....	2					2	1,5	2	4	21	125
Protestant Episcopal Church.....	16			4	5,800	15	6,297	15	15	56	384
Roman Catholic Church.....	2	1	650	1	4,000	2	1,088	2	2	7	135

RELIGIOUS BODIES.

TABLE 72.—STATISTICS OF NEGRO CHURCH ORGANIZATIONS
[The statistics in this table refer to 19 denominations consisting wholly of Negro organizations and

DENOMINATION.	Total number of organizations.	Number of Negro organizations.	MEMBERS.					PLACES OF WORSHIP.			VALUE OF CHURCH PROPERTY.	
			Number of organizations reporting.	Total number reported.	Sex.		Number of organizations reporting—		Number of church edifices reported.	Number of organizations reporting.	Value reported.	
					Male.	Female.	Church edifices.	Halls, etc.				
GEORGIA	5,549	5,004	4,998	581,724	4,771	214,003	348,728	4,785	98	4,816	4,777	\$8,302,547
Adventist bodies:												
Seventh-day Adventist Denomination.....	21	1	1	78	1	9	69	1		1	1	1,200
Baptist bodies:												
Baptists—National Baptist Convention.....	2,778	2,778	2,774	400,214	2,769	151,112	248,437	2,718	30	2,736	2,726	4,503,083
Colored Free Will Baptists.....	35	35	35	1,592	35	646	946	33	2	33	34	21,375
Colored Primitive Baptists.....	106	106	106	2,924	106	1,236	1,688	52		52	24	11,020
Church of God and Saints of Christ.....	4	4	4	174	4	57	117	2		2	1	1,300
Churches of God, General Assembly.....	27	1	1	24	1	11	13	1		1	1	1,000
Congregational Churches.....	83	25	25	2,612	25	1,082	1,530	24	1	24	24	214,850
Disciples of Christ.....	144	5	5	367	3	115	177	3		3	3	9,500
Lutheran bodies:												
Evangelical Lutheran Synodical Conference of America.....	1	1	1	9	1	5	4	1		1	1	1,450
Methodist bodies:												
Methodist Episcopal Church.....	348	276	276	24,288	67	2,450	4,464	264	12	265	264	514,390
Methodist Protestant Church.....	50	19	19	940	19	407	533	19		19	19	22,680
African Methodist Episcopal Church.....	1,146	1,144	1,144	89,295	1,143	34,526	54,759	1,091	34	1,103	1,097	1,518,872
African Methodist Episcopal Zion Church.....	99	99	99	5,523	99	2,076	3,447	85	14	85	85	152,475
Colored Methodist Episcopal Church.....	456	456	456	49,976	456	19,131	30,845	445	5	445	451	1,144,210
Reformed Methodist Union Episcopal Church.....	2	2	2	80	2	33	47	2		2	2	2,500
Presbyterian bodies:												
Presbyterian Church in the United States of America.....	35	33	33	1,986	27	518	849	28		28	28	59,542
Protestant Episcopal Church.....	117	12	12	759	8	217	302	11		11	11	55,100
Roman Catholic Church.....	97	5	5	873	5	372	501	5		5	5	68,000
IDAHO	3	3	3	50	3	12	38	2	1	2	2	1,250
Methodist bodies:												
African Methodist Episcopal Church.....	2	2	2	44	2	12	32	2		2	2	1,250
African Methodist Episcopal Zion Church.....	1	1	1	6	1		6		1			
ILLINOIS	5,471	348	348	49,633	345	17,498	31,863	313	23	314	315	2,007,523
Adventist bodies:												
Seventh-day Adventist Denomination.....	64	1	1	119	1	27	92	1		1	1	5,400
Baptist bodies:												
Baptists—National Baptist Convention.....	184	184	184	23,224	184	9,093	14,131	161	12	161	163	874,623
Colored Free Will Baptists.....	3	3	3	241	3	84	157	3		3	3	13,500
Church of God and Saints of Christ.....	2	2	2	225	2	50	175	2		2	2	4,500
Churches of the Living God:												
Church of the Living God, Christian Workers for Fellowship.....	9	9	9	318	9	118	200	4	5	4	4	4,700
Congregational Churches.....	325	1	1	141	1	58	83	1		1	1	10,000
Disciples of Christ.....	690	5	5	257	3	22	60	4		4	3	11,500
Lutheran bodies:												
Evangelical Lutheran Synodical Conference of America.....	366	1	1	35	1	15	20	1		1	1	4,300
Methodist bodies:												
Methodist Episcopal Church.....	1,947	6	6	3,079	5	1,069	1,913	6		7	6	228,000
African Methodist Episcopal Church.....	101	101	101	16,280	101	4,962	11,318	98	3	98	99	636,750
African Methodist Episcopal Zion Church.....	12	12	12	2,184	12	637	1,547	10	2	10	10	64,100
Colored Methodist Episcopal Church.....	15	15	15	1,865	15	761	1,104	14	1	14	14	37,900
Presbyterian bodies:												
Presbyterian Church in the United States of America.....	587	2	2	368	2	121	247	2		2	2	24,000
Colored Cumberland Presbyterian Church.....	2	2	2	170	2	80	90	2		2	2	1,750
Protestant Episcopal Church.....	205	3	3	1,002	3	346	656	3		3	3	69,500
Roman Catholic Church.....	959	1	1	125	1	55	70	1		1	1	17,000
INDIANA	3,225	160	159	20,883	146	6,978	13,056	148	8	150	148	705,755
Adventist bodies:												
Seventh-day Adventist Denomination.....	60	1	1	28	1	7	21		1			
Baptist bodies:												
Baptists—National Baptist Convention.....	52	52	52	10,412	52	3,781	6,631	52		54	52	282,725
Churches of Christ.....	210	1	1	14	1	6	8					
Church of God and Saints of Christ.....	1	1	1	15	1	6	9					
Churches of the Living God:												
Church of the Living God, Christian Workers for Fellowship.....	5	5	4	316	4	67	249	2	3	2	2	5,000
Disciples of Christ.....	766	2	2	190								
Methodist bodies:												
Methodist Episcopal Church.....	1,636	22	22	2,096	11	506	931	22		22	22	71,900
African Methodist Episcopal Church.....	52	52	52	4,061	52	1,690	3,271	52		52	52	237,830
African Methodist Episcopal Zion Church.....	19	19	19	2,465	19	756	1,709	16	3	16	16	95,000
Colored Methodist Episcopal Church.....	3	3	3	258	3	103	155	2	1	2	2	4,800
Presbyterian bodies:												
Presbyterian Church in the United States of America.....	351	1	1	30	1	14	16	1		1	1	5,000
Protestant Episcopal Church.....	70	1	1	98	1	42	58	1		1	1	3,500

IN EACH STATE, BY DENOMINATIONS: 1916—Continued.

21 denominations consisting in part of Negro organizations, as shown by the first two columns.]

DENOMINATION.	Number of Negro organizations.	DEBT ON CHURCH PROPERTY.		PARSONAGES.		EXPENDITURES FOR YEAR.		SUNDAY SCHOOLS CONDUCTED BY CHURCH ORGANIZATIONS.			
		Number of organizations reporting.	Amount of debt reported.	Number of organizations reporting.	Value of parsonages reported.	Number of organizations reporting.	Amount reported.	Number of organizations reporting.	Number of Sunday schools reported.	Number of officers and teachers.	Number of scholars.
GEORGIA.....	5,004	1,218	\$427,064	460	\$448,613	4,810	\$1,876,298	4,378	4,427	24,647	236,387
Adventist bodies:											
Seventh-day Adventist Denomination.....	1					1	1,658	1	1	12	85
Baptist bodies:											
Baptists—National Baptist Convention.....	2,778	512	258,750	32	46,100	2,710	950,606	2,430	2,444	10,731	130,290
Colored Free Will Baptists.....	35	4	96			33	4,841	16	16	64	557
Colored Primitive Baptists.....	106	5	73			18	1,000				
Church of God and Saints of Christ.....	4	1	700			4	1,100	1	1	4	83
Churches of God, General Assembly.....	1					1	200	1	1	4	25
Congregational Churches.....	25	6	6,368	5	11,950	23	22,335	21	23	133	1,632
Disciples of Christ.....	5	2	165			3	546	4	4	18	230
Lutheran bodies:											
Evangelical Lutheran Synodical Conference of America.....	1					1	50	1	1	5	48
Methodist bodies:											
Methodist Episcopal Church.....	276	86	17,600	79	56,450	269	109,907	262	270	1,904	15,689
Methodist Protestant Church.....	19	3	970			19	3,874	17	18	97	688
African Methodist Episcopal Church.....	1,146	431	84,145	242	203,473	1,130	387,596	1,045	1,062	7,364	46,131
African Methodist Episcopal Zion Church.....	99	29	5,029	9	8,325	93	33,569	81	81	482	3,344
Colored Methodist Episcopal Church.....	456	132	43,713	77	92,815	456	312,924	450	450	3,497	33,575
Reformed Methodist Union Episcopal Church.....	2	1	700			2	146	2	2	7	50
Presbyterian bodies:											
Presbyterian Church in the United States of America.....	33	4	6,755	7	8,200	30	12,439	31	33	243	2,512
Protestant Episcopal Church.....	12			4	2,100	12	7,417	10	13	57	714
Roman Catholic Church.....	6	2	2,000	5	19,200	5	35,090	5	7	25	754
IDAHO.....	3	1	200	1	250	3	657	1	1	6	22
Methodist bodies:											
African Methodist Episcopal Church.....	2	1	200	1	250	2	652	1	1	6	22
African Methodist Episcopal Zion Church.....	1					1	5				
ILLINOIS.....	348	143	275,253	83	141,500	302	382,528	279	280	2,536	20,519
Adventist bodies:											
Seventh-day Adventist Denomination.....	1	1	1,300			1	3,130	1	1	24	125
Baptist bodies:											
Baptists—National Baptist Convention.....	184	52	91,065	13	17,050	148	139,166	124	124	1,018	8,191
Colored Free Will Baptists.....	3					3	906	3	3	35	157
Church of God and Saints of Christ.....	2					2	1,000	2	2	15	60
Churches of the Living God:											
Church of the Living God, Christian Workers for Fellowship.....	9	2	1,750			4	2,015	5	5	15	107
Disciples of Christ.....	1					1	1,363	1	1	14	157
Disciples of Christ.....	5	1	700	1	300	3	1,105	5	5	22	170
Lutheran bodies:											
Evangelical Lutheran Synodical Conference of America.....	1			1	700	1	667	1	1	4	40
Methodist bodies:											
Methodist Episcopal Church.....	6	5	60,200	5	22,000	6	56,335	6	6	150	2,297
African Methodist Episcopal Church.....	101	65	87,036	50	87,050	100	133,630	98	99	956	6,773
African Methodist Episcopal Zion Church.....	12	8	14,582	5	6,000	11	17,892	10	10	83	756
Colored Methodist Episcopal Church.....	15	6	6,420	6	4,700	15	15,592	15	15	112	836
Presbyterian bodies:											
Presbyterian Church in the United States of America.....	2	1	1,000			2	4,481	2	2	45	496
Colored Cumberland Presbyterian Church.....	2					2	310	2	2	12	85
Protestant Episcopal Church.....	3	2	11,200	2	3,700	3	5,036	3	3	24	231
Roman Catholic Church.....	1					1		1	1	7	38
INDIANA.....	160	69	83,558	64	85,830	152	143,646	143	144	1,117	9,139
Adventist bodies:											
Seventh-day Adventist Denomination.....	1					1	892	1	1	6	30
Baptist bodies:											
Baptists—National Baptist Convention.....	52	18	33,790	12	22,300	52	53,554	43	43	360	3,031
Churches of Christ.....	1										
Church of God and Saints of Christ.....	1										
Churches of the Living God:											
Church of the Living God, Christian Workers for Fellowship.....	5	1	400			2	1,200	4	4	8	107
Disciples of Christ.....	2							2	2	11	122
Methodist bodies:											
Methodist Episcopal Church.....	22	12	8,859	15	8,750	22	15,172	20	21	178	1,607
African Methodist Episcopal Church.....	52	26	27,199	35	48,780	51	48,397	49	49	402	2,950
African Methodist Episcopal Zion Church.....	19	11	10,810	2	6,000	19	20,955	19	19	126	1,048
Colored Methodist Episcopal Church.....	3					3	2,471	3	3	16	168
Presbyterian bodies:											
Presbyterian Church in the United States of America.....	1	1	2,500			1	205	1	1	5	28
Protestant Episcopal Church.....	1					1	800	1	1	5	48

TABLE 72.—STATISTICS OF NEGRO CHURCH ORGANIZATIONS
[The statistics in this table refer to 19 denominations consisting wholly of Negro organizations and

DENOMINATION.	Total number of organizations.	Number of Negro organizations.	MEMBERS.					PLACES OF WORSHIP.			VALUE OF CHURCH PROPERTY.	
			Number of organizations reporting.	Total number reported.	Sex.		Number of organizations reporting—		Number of churches reported.	Number of organizations reporting.	Value reported.	
					Male.	Female.	Church edifices.	Halls, etc.				
IOWA	2,147	68	68	5,313	62	1,897	3,170	59	7	59	59	\$247,425
Baptist bodies:												
Baptists—												
Northern Baptist Convention.....	357	1	1	57	1	30	27	1		1	1	4,000
National Baptist Convention.....	34	34	34	2,620	30	997	1,465	29	4	29	29	106,875
Church of God and Saints of Christ.....	1	1	1	35	1	13	22					10,500
Congregational Churches.....	277	1	1	65	1	20	45	1		1	1	
Methodist bodies:												
Methodist Episcopal Church.....	1,376	3	3	195	3	60	135	3		3	3	12,500
African Methodist Episcopal Church.....	21	21	21	2,248	20	727	1,383	21		21	21	108,350
African Methodist Episcopal Zion Church.....	6	6	6	143	6	60	93	3	8	3	3	2,200
Protestant Episcopal Church.....	75	1	1	50				1		1	1	3,000
KANSAS	2,313	268	259	21,842	244	7,606	13,714	252	10	255	251	898,870
Baptist bodies:												
Baptists—National Baptist Convention.....	127	127	118	13,477	118	4,777	8,700	123	2	125	122	564,315
Church of God and Saints of Christ.....	2	2	2	66	2	17	39	1	1	1		
Churches of the Living God:												
Church of the Living God, Christian Workers for Fellowship.....	4	4	4	110	4	42	68	1	3	1	1	1,500
Church of the Living God, General Assembly.....	1	1	1	15	1	3	12		1			
Disciples of Christ.....	411	10	10	318	8	114	160	7		7	8	13,350
Methodist bodies:												
Methodist Episcopal Church.....	1,200	28	28	1,077	15	179	330	27	1	28	27	42,080
African Methodist Episcopal Church.....	69	69	69	4,975	69	1,715	3,200	63	1	68	68	212,025
African Methodist Episcopal Zion Church.....	2	2	2	35	2	11	24	1	1	1	1	1,250
Colored Methodist Episcopal Church.....	21	21	21	1,511	21	532	979	20		20	20	52,200
Protestant Episcopal Church.....	97	3	3	158	3	66	102	3		3	3	7,160
Roman Catholic Church.....	379	1	1	100	1	50	60	1		1	1	6,000
KENTUCKY	3,387	1,181	1,181	137,211	1,118	50,821	80,338	1,104	60	1,108	1,110	2,831,884
Adventist bodies:												
Seventh-day Adventist Denomination.....	15	3	3	130	3	29	101	2		2	2	4,000
Baptist bodies:												
Baptists—National Baptist Convention.....	703	703	703	98,052	703	30,087	58,965	678	16	682	681	1,559,689
Regular Baptists.....	160	1	1	33	1	11	12		1			
Colored Primitive Baptists.....	10	10	10	318	10	142	176					
Churches of Christ.....	330	1	1	28	1	10	18	1		1	1	1,200
Church of God and Saints of Christ.....	1	1	1	12	1	5	7		1			
Churches of the Living God:												
Church of the Living God, Christian Workers for Fellowship.....	7	7	7	1,046	7	349	697	2	5	2	2	6,500
Congregational Churches.....	12	3	3	249	3	95	154	2		2	2	8,000
Disciples of Christ.....	952	19	19	2,934	16	789	1,575	17		17	17	69,600
Independent churches.....	6	1	1	30	1	10	20		1			
Methodist bodies:												
Methodist Episcopal Church.....	394	88	88	6,864	31	656	1,496	85	3	85	86	189,690
African Methodist Episcopal Church.....	144	144	144	10,187	144	3,536	6,651	141	3	141	142	409,475
African Methodist Episcopal Zion Church.....	82	82	82	5,578	82	1,679	3,659	67	14	67	67	189,730
Colored Methodist Episcopal Church.....	96	96	96	8,911	96	3,222	5,689	89	6	89	92	321,900
Presbyterian bodies:												
Presbyterian Church in the United States of America.....	137	5	5	235	4	42	86	4		4	4	6,600
Colored Cumberland Presbyterian Church.....	9	9	9	1,270	9	665	705	9		9	9	22,500
Protestant Episcopal Church.....	75	4	4	443	4	100	283	4		4	4	33,000
Roman Catholic Church.....	255	4	4	1,901	2	134	174	8	1	3	1	10,000
LOUISIANA	2,756	2,122	2,112	209,843	2,030	71,190	128,351	1,967	60	1,980	1,989	3,424,352
Adventist bodies:												
Seventh-day Adventist Denomination.....	15	1	1	100	1	17	83	1		1	1	4,000
Baptist bodies:												
Baptists—National Baptist Convention.....	1,421	1,421	1,418	146,720	1,418	52,024	94,696	1,319	36	1,321	1,330	2,169,100
Colored Free Will Baptists.....	8	8	8	276	8	120	156	7		7	7	8,850
Colored Primitive Baptists.....	9	9	9	138	9	66	82	8	1	18	8	1,975
Congregational Churches.....	31	15	15	877	15	268	609	13	2	13	13	49,632
Disciples of Christ.....	31	1	1	25								
Free Christian Zion Church of Christ.....	1	1	1	150	1	50	100	1		1	1	1,000
Lutheran bodies:												
Evangelical Lutheran Synodical Conference of America.....	25	6	6	575	6	250	325	6		7	6	23,900
Methodist bodies:												
Methodist Episcopal Church.....	256	219	219	15,768	142	3,100	6,783	212	7	212	212	406,305
African Methodist Episcopal Church.....	196	196	196	10,200	196	3,595	6,665	181	8	181	181	247,985
African Methodist Episcopal Zion Church.....	44	44	44	2,831	44	1,010	1,821	39	4	39	39	47,825
Colored Methodist Episcopal Church.....	177	177	177	13,762	177	6,531	8,231	164		164	175	315,040
Presbyterian bodies:												
Presbyterian Church in the United States.....	97	5	5	190	5	68	122	4	1	4	5	5,960
Protestant Episcopal Church.....	85	1	1	104	1	19	85	1		1	1	3,500
Roman Catholic Church.....	360	13	11	13,067	7	5,082	6,693	11	1	11	10	139,250

GENERAL TABLES.

IN EACH STATE, BY DENOMINATIONS: 1916—Continued.

21 denominations consisting in part of Negro organizations, as shown by the first two columns.]

DENOMINATION.	Number of Negro organizations.	DEBT ON CHURCH PROPERTY.		PARSONAGES.		EXPENDITURES FOR YEAR.		SUNDAY SCHOOLS CONDUCTED BY CHURCH ORGANIZATIONS.			
		Number of organizations reporting.	Amount of debt reported.	Number of organizations reporting.	Value of parsonages reported.	Number of organizations reporting.	Amount reported.	Number of organizations reporting.	Number of Sunday schools reported.	Number of officers and teachers.	Number of scholars.
Iowa.....	68	28	\$19,617	22	\$28,900	66	\$49,729	66	66	500	3,018
Baptist bodies:											
Baptists—											
Northern Baptist Convention.....	1	1	300			1	1,300	1	1	5	90
National Baptist Convention.....	34	10	6,880	5	8,050	33	18,550	33	33	235	1,587
Church of God and Saints of Christ.....	1										
Congregational Churches.....	1	1	1,500			1	658	1	1	16	71
Methodist bodies:											
Methodist Episcopal Church.....	3	2	2,068	2	1,000	3	3,141	3	3	24	137
African Methodist Episcopal Church.....	21	13	8,711	14	18,350	21	24,378	21	21	180	998
African Methodist Episcopal Zion Church.....	6	1	158			6	1,352	6	6	55	111
Protestant Episcopal Church.....	1			1	1,500	1	350	1	1	5	24
KANSAS.....	268	100	67,887	82	75,930	253	166,614	222	222	1,529	10,524
Baptist bodies:											
Baptists—National Baptist Convention.....	127	40	29,067	18	13,550	120	85,329	101	101	736	5,623
Church of God and Saints of Christ.....	2							1	1	5	32
Churches of the Living God:											
Church of the Living God, Christian Workers for Fellowship.....	4					2	525	2	2	5	41
Church of the Living God, General Assembly.....	1					1	300	1	1	3	15
Disciples of Christ.....	10	5	2,105	2	2,100	8	2,421	9	9	51	315
Methodist bodies:											
Methodist Episcopal Church.....	28	15	6,800	23	14,430	28	11,648	25	25	156	900
African Methodist Episcopal Church.....	69	32	24,877	29	25,500	67	41,555	57	57	441	2,690
African Methodist Episcopal Zion Church.....	2					2	721	2	2	6	35
Colored Methodist Episcopal Church.....	21	7	4,338	8	7,350	21	14,571	20	20	112	740
Protestant Episcopal Church.....	3	1	700	1	3,000	3	3,717	3	3	10	63
Roman Catholic Church.....	1			1	10,000	1	5,827	1	1	4	70
KENTUCKY.....	1,181	201	130,541	198	158,927	1,137	520,243	1,104	1,107	6,696	54,322
Adventist bodies:											
Seventh-day Adventist Denomination.....	3	2	500					3	3	25	135
Baptist bodies:											
Baptists—National Baptist Convention.....	703	47	23,741	17	26,800	697	247,480	678	678	3,858	32,473
Regular Baptists.....	1					1	1				
Colored Primitive Baptists.....	10										
Churches of Christ.....	1							1	1	6	47
Church of God and Saints of Christ.....	1					1	90	1	1	1	7
Churches of the Living God:											
Church of the Living God, Christian Workers for Fellowship.....	7	1	2,000			1	500	4	4	20	200
Congregational Churches.....	3					2	1,747	2	2	17	112
Disciples of Christ.....	19	4	3,450	2	1,100	16	10,983	19	19	139	1,040
Independent churches.....	1					1	300	1	1	5	30
Methodist bodies:											
Methodist Episcopal Church.....	88	41	14,491	59	30,537	84	44,965	76	77	461	3,255
African Methodist Episcopal Church.....	144	55	39,554	55	37,650	144	76,094	131	133	803	4,954
African Methodist Episcopal Zion Church.....	32	21	24,226	23	9,350	76	48,512	73	73	498	3,227
Colored Methodist Episcopal Church.....	96	26	15,440	37	48,690	95	79,802	93	93	712	7,285
Presbyterian bodies:											
Presbyterian Church in the United States of America.....	5			1	500	5	2,095	5	5	26	211
Colored Cumberland Presbyterian Church.....	9	2	1,979	1	800	8	2,890	9	9	96	805
Protestant Episcopal Church.....	4	2	5,160	3	3,500	4	3,434	4	4	17	210
Roman Catholic Church.....	4					2	1,350	4	4	12	331
LOUISIANA.....	2,122	660	291,538	346	261,959	2,054	797,043	1,952	1,978	10,815	99,831
Adventist bodies:											
Seventh-day Adventist Denomination.....	1	1	900			1	451	1	1	13	96
Baptist bodies:											
Baptists—National Baptist Convention.....	1,421	398	175,771	94	57,409	1,370	449,639	1,322	1,331	6,978	65,273
Colored Free Will Baptists.....	8					8	799				
Colored Primitive Baptists.....	9	2	875			9	379				
Congregational Churches.....	15	5	926	5	6,090	14	4,762	15	16	82	717
Disciples of Christ.....	1										
Free Christian Zion Church of Christ.....	1	1	100			1	400	1	1	12	71
Lutheran bodies:											
Evangelical Lutheran Synodical Conference of America.....	6			1	1,000	6	4,023	6	10	39	600
Methodist bodies:											
Methodist Episcopal Church.....	219	108	66,083	122	87,725	218	107,946	206	210	1,195	11,750
African Methodist Episcopal Church.....	196	61	17,658	76	57,160	191	79,290	173	177	958	7,317
African Methodist Episcopal Zion Church.....	44	19	4,213	10	7,100	43	14,717	37	37	230	1,578
Colored Methodist Episcopal Church.....	177	59	17,062	31	31,525	177	102,888	176	176	1,244	10,578
Presbyterian bodies:											
Presbyterian Church in the United States.....	5	2	100	1	250	5	2,355	5	7	29	215
Protestant Episcopal Church.....	1	1	1,750	1	2,500	1	790	1	1	7	28
Roman Catholic Church.....	18	3	6,100	5	11,200	10	28,604	9	11	38	1,608

RELIGIOUS BODIES.

TABLE 72.—STATISTICS OF NEGRO CHURCH ORGANIZATIONS

[The statistics in this table refer to 19 denominations consisting wholly of Negro organizations and

DENOMINATION.	Total number of organizations.	Number of Negro organizations.	MEMBERS.					PLACES OF WORSHIP.			VALUE OF CHURCH PROPERTY.	
			Number of organizations reporting.	Total number reported.	Sex.		Number of organizations reporting—		Number of church edifices reported.	Number of organizations reporting.	Value reported.	
					Number of organizations reporting.	Male.	Female.	Church edifices.				Halls, etc.
MAINE	1	1	1	17	1	7	10	1	1	1	\$8,000
Methodist bodies:												
African Methodist Episcopal Zion Church.....	1	1	1	17	1	7	10	1	1	1	8,000
MARYLAND	1,909	660	659	87,179	522	28,245	45,029	634	20	639	634	2,598,128
Adventist bodies:												
Seventh-day Adventist Denomination.....	17	1	1	240	1	60	180	1	1	1	7,000
Baptist bodies:												
Baptist—National Baptist Convention.....	88	88	88	29,405	88	11,291	18,114	80	7	80	79	577,950
Church of God and Saints of Christ.....	3	3	3	82	3	31	51	1	1	1	1	300
Disciples of Christ.....	42	6	5	248	3	68	99	2	1	2	2	2,375
Methodist bodies:												
Methodist Episcopal Church.....	977	368	368	35,299	242	9,610	14,674	365	3	367	364	1,077,888
African Methodist Episcopal Church.....	107	107	107	10,509	103	3,480	5,586	107	110	107	593,730
African Methodist Episcopal Zion Church.....	26	26	26	2,519	26	816	1,703	23	3	23	23	83,050
Colored Methodist Protestant Church.....	12	12	12	1,147	10	521	543	10	2	10	11	26,075
Union American Methodist Episcopal Church.....	10	10	10	416	10	149	267	9	1	9	10	12,175
African Union Methodist Protestant Church.....	21	21	21	510	21	185	325	20	20	18	28,550
Colored Methodist Episcopal Church.....	4	4	4	348	4	125	223	4	4	4	12,100
African American Methodist Episcopal Church.....	2	2	2	125	2	50	75	2	2	135
Presbyterian bodies:												
Presbyterian Church in the United States of America.....	99	1	1	64	1	34	30	1	1	1	700
Protestant Episcopal Church.....	276	8	8	1,892	6	600	1,109	8	8	8	71,100
Roman Catholic Church.....	225	3	3	4,375	2	1,225	1,850	3	3	3	105,000
MASSACHUSETTS	1,246	54	54	8,610	53	3,065	5,500	44	6	46	43	556,155
Baptist bodies:												
Baptists—												
Northern Baptist Convention.....	350	16	16	2,392	16	886	1,506	14	2	14	14	130,455
National Baptist Convention.....	4	4	4	1,474	4	598	876	2	1	2	2	43,500
Church of God and Saints of Christ.....	2	2	2	76	2	37	39	1	1	1	2,800
Congregational Churches.....	609	6	6	810	6	280	530	5	6	5	53,700
Methodist bodies:												
African Methodist Episcopal Church.....	15	15	15	1,581	15	574	1,007	13	2	13	12	176,900
African Methodist Episcopal Zion Church.....	10	10	10	1,527	9	490	992	8	1	9	8	136,800
Protestant Episcopal Church.....	256	1	1	750	1	200	550	1	1	1	12,000
MICHIGAN	2,700	61	61	8,469	58	2,872	4,625	56	4	56	50	403,650
Adventist bodies:												
Seventh-day Adventist Denomination.....	180	1	1	56	1	14	42	1
Baptist bodies:												
Baptists—												
Northern Baptist Convention.....	399	2	2	649	1	10	17	2	2	2	50,000
National Baptist Convention.....	18	18	18	1,229	18	512	717	18	18	13	45,700
Churches of the Living God:												
Church of the Living God, Christian Workers for Fellowship.....	1	1	1	10	1	3	7	1
Methodist bodies:												
Methodist Episcopal Church.....	1,279	1	1	50	1	1	1	8,000
African Methodist Episcopal Church.....	28	28	28	4,964	28	1,838	3,126	28	28	27	248,750
African Methodist Episcopal Zion Church.....	6	6	6	515	6	183	332	4	2	4	4	11,700
Colored Methodist Episcopal Church.....	1	1	1	110	1	42	68	1	1	1	2,500
Protestant Episcopal Church.....	206	2	2	586	2	270	316	1	1	1	25,000
Roman Catholic Church.....	582	1	1	300	1	1	1	12,000
MINNESOTA	1,473	14	14	2,629	11	922	1,430	11	2	11	13	111,050
Baptist bodies:												
Baptists—												
Northern Baptist Convention.....	239	3	3	296	2	73	124	2	1	2	3	25,050
National Baptist Convention.....	2	2	2	478	2	205	273	2	2	2	26,000
Methodist bodies:												
African Methodist Episcopal Church.....	5	5	5	1,426	5	549	877	3	1	3	4	30,300
Presbyterian bodies:												
Presbyterian Church in the United States of America.....	299	1	1	110	1	46	64	1	1	1	7,000
Protestant Episcopal Church.....	214	2	2	178	2	2	2	7,300
Roman Catholic Church.....	714	1	1	141	1	49	92	1	1	1	15,400
MISSISSIPPI	4,888	4,158	4,154	403,881	3,777	141,860	233,439	4,033	48	4,046	4,019	4,735,562
Adventist bodies:												
Advent Christian Church.....	7	2	2	55	2	22	33	1	1	1	1	800
Baptist bodies:												
Baptists—National Baptist Convention.....	2,531	2,531	2,527	287,796	2,527	109,096	178,700	2,487	2	2,487	2,466	2,843,412
Colored Free Will Baptists.....	7	7	7	290	7	116	174	7	7	7	10,100
Colored Primitive Baptists.....	13	13	13	184	13	81	103	4	7	4	1,300
Churches of Christ.....	122	6	6	259	6	102	157	3	3	3	3	6,400
Churches of the Living God:												
Church of the Living God, Christian Workers for Fellowship.....	11	11	11	282	11	105	177	4	6	4	4	3,000
Congregational Churches.....	5	5	5	371	5	160	211	4	4	4	14,161
Disciples of Christ.....	77	6	6	284	5	104	145	3	1	3	3	6,500

IN EACH STATE, BY DENOMINATIONS: 1916—Continued.

21 denominations consisting in part of Negro organizations, as shown by the first two columns.]

DENOMINATION.	Number of Negro organizations.	DEBT ON CHURCH PROPERTY.		PARSONAGES.		EXPENDITURES FOR YEAR.		SUNDAY SCHOOLS CONDUCTED BY CHURCH ORGANIZATIONS.			
		Number of organizations reporting.	Amount of debt reported.	Number of organizations reporting.	Value of parsonages reported.	Number of organizations reporting.	Amount reported.	Number of organizations reporting.	Number of Sunday schools reported.	Number of officers and teachers.	Number of scholars.
MAINE.....	1	1	\$5,000			1	\$980	1	1	6	33
Methodist bodies:											
African Methodist Episcopal Zion Church.....	1	1	5,000			1	980	1	1	6	33
MARYLAND.....	660	303	345,117	202	\$274,889	647	509,403	630	642	5,650	48,593
Adventist bodies:											
Seventh-day Adventist Denomination.....	1	1	2,500			1	5,250	1	1	22	250
Baptist bodies:											
Baptists—National Baptist Convention.....	88	42	71,198	2	1,500	88	91,861	83	83	776	7,933
Church of God and Saints of Christ.....	3					1	144	2	2	13	73
Disciples of Christ.....	6					3	1,928	5	5	23	156
Methodist bodies:											
Methodist Episcopal Church.....	368	169	108,627	139	163,539	368	238,336	361	368	3,318	27,902
African Methodist Episcopal Church.....	107	65	140,984	44	72,500	107	109,377	103	108	1,018	8,145
African Methodist Episcopal Zion Church.....	26	9	11,534	4	12,200	26	17,710	23	23	180	1,416
Colored Methodist Protestant Church.....	12	6	2,915	1	300	9	4,263	12	12	79	529
Union American Methodist Episcopal Church.....	10	1	3,000			10	3,201	7	7	32	170
African Union Methodist Protestant Church.....	21	7	2,059	4	4,850	18	10,514	16	16	79	458
Colored Methodist Episcopal Church.....	4	3	2,300			4	2,838	4	4	35	289
African American Methodist Episcopal Church.....	2					2	920	1	1	3	25
Presbyterian bodies:											
Presbyterian Church in the United States of America.....	1			1	800	1	177	1	1	3	54
Protestant Episcopal Church.....	8			4	9,200	7	9,671	8	8	58	683
Roman Catholic Church.....	3			3	10,000	2	13,213	3	3	11	510
MASSACHUSETTS.....	54	26	87,538	8	43,100	50	90,960	48	49	529	4,683
Baptist bodies:											
Baptists—											
Northern Baptist Convention.....	16	7	15,233	1	5,000	16	20,800	15	16	184	1,490
National Baptist Convention.....	4	1	4,300			2	7,375	2	2	16	134
Church of God and Saints of Christ.....	2	1	2,600			1	369	2	2	5	25
Congregational Churches.....	6	3	7,200	1	15,000	6	12,630	6	6	74	720
Methodist bodies:											
African Methodist Episcopal Church.....	15	8	16,590	5	20,500	15	26,841	14	14	145	1,085
African Methodist Episcopal Zion Church.....	10	5	38,115	1	2,600	9	19,385	8	8	87	1,089
Protestant Episcopal Church.....	1	1	3,500			1	3,560	1	1	18	150
MICHIGAN.....	61	24	38,874	25	67,200	60	104,208	59	59	566	3,877
Adventist bodies:											
Seventh-day Adventist Denomination.....	1					1	2,100	1	1	8	48
Baptist bodies:											
Baptists—											
Northern Baptist Convention.....	2	1	10,000	1	4,500	2	14,628	2	2	51	570
National Baptist Convention.....	18	4	5,026	3	3,700	18	12,319	18	18	135	726
Churches of the Living God:											
Church of the Living God, Christian Workers for Fellowship.....	1							1	1	2	15
Methodist bodies:											
Methodist Episcopal Church.....	1	1	2,300	1	700	1	1,300	1	1	6	45
African Methodist Episcopal Church.....	28	15	16,798	18	52,700	28	50,774	28	28	317	2,017
African Methodist Episcopal Zion Church.....	6	2	3,250	1	1,600	6	6,165	4	4	23	190
Colored Methodist Protestant Church.....	1	1	1,500			1	700	1	1	7	90
Protestant Episcopal Church.....	2			1	4,000	2	14,222	2	2	16	153
Roman Catholic Church.....	1					1	2,000	1	1	1	23
MINNESOTA.....	14	6	10,400	6	24,700	14	21,075	14	14	169	1,033
Baptist bodies:											
Baptists—											
Northern Baptist Convention.....	3					3	3,387	3	3	31	278
National Baptist Convention.....	2	1	4,700			2	3,800	2	2	42	225
Methodist bodies:											
African Methodist Episcopal Church.....	5	4	4,000	3	13,200	5	7,126	5	5	71	330
Presbyterian bodies:											
Presbyterian Church in the United States of America.....	1			1	3,000	1	2,000	1	1	7	115
Protestant Episcopal Church.....	2			1	4,500	2	1,941	2	2	14	65
Roman Catholic Church.....	1	1	1,700	1	4,000	1	2,821	1	1	4	20
MISSISSIPPI.....	4,158	880	228,973	384	266,562	3,659	1,161,294	3,903	3,963	24,419	205,774
Adventist bodies:											
Advent Christian Church.....	2					1	155	1	1	2	25
Baptist bodies:											
Baptists—National Baptist Convention.....	2,531	365	124,714	46	30,844	2,083	565,600	2,415	2,427	13,895	126,673
Colored Free Will Baptists.....	7	1	45			7	928	3	3	21	106
Colored Primitive Baptists.....	13					1	56	1	1	4	16
Churches of Christ.....	6					1	100	4	4	16	157
Churches of the Living God:											
Church of the Living God, Christian Workers for Fellowship.....	11	1	110			4	334	5	5	12	85
Congregational Churches.....	5			2	2,200	5	1,526	5	5	39	465
Disciples of Christ.....	6	2	1,615			3	615	5	5	25	196

RELIGIOUS BODIES.

TABLE 72.—STATISTICS OF NEGRO CHURCH ORGANIZATIONS

[The statistics in this table refer to 19 denominations consisting wholly of Negro organizations and

DENOMINATION.	Total number of organizations.	Number of Negro organizations.	MEMBERS.					PLACES OF WORSHIP.			VALUE OF CHURCH PROPERTY.	
			Number of organizations reporting.	Total number reported.	Sex.		Number of organizations reporting—		Number of church edifices reported.	Number of organizations reporting.	Value reported.	
					Number of organizations reporting.	Male.	Female.	Church edifices.				Halls, etc.
MISSISSIPPI—Continued.												
Methodist bodies:												
Methodist Episcopal Church.....	553	548	548	44,883	185	6,070	10,632	538	9	543	538	\$564,934
African Methodist Episcopal Church.....	498	498	498	26,133	497	9,469	16,608	477	10	482	480	476,407
African Methodist Episcopal Zion Church.....	127	127	127	7,202	127	2,674	4,528	114	10	114	114	124,504
Colored Methodist Episcopal Church.....	367	367	367	33,070	367	12,745	20,325	359	5	359	363	594,944
Colored Methodist Protestant Church.....	1	1	1	40	1	15	25	1		1	1	800
Presbyterian bodies:												
Presbyterian Church in the United States of America.....	65	8	8	343	8	138	205	7		7	7	7,200
Presbyterian Church in the United States.....	266	15	15	370	3	30	30	12		12	12	5,450
Protestant Episcopal Church.....	97	5	5	156	5	54	102	4	1	4	4	8,600
Roman Catholic Church.....	141	8	8	2,163	8	379	1,284	8		8	8	67,050
MISSOURI.....	3,788	591	591	75,792	548	21,928	47,145	550	24	557	549	1,960,495
Adventist bodies:												
Seventh-day Adventist Denomination.....	54	2	2	100	2	14	86	2		2	2	5,000
Baptist bodies:												
Baptists—National Baptist Convention.....	282	282	282	41,218	282	12,977	28,241	261	19	262	262	769,456
Churches of the Living God:												
Church of the Living God, Christian Workers for Fellowship.....	6	6	6	298	6	92	206	1	5	1	1	1,300
Church of the Living God, General Assembly.....	1	1	1	25	1	9	16		1			
Disciples of Christ.....	1,025	7	7	504	3	48	132	5		5	3	4,100
Lutheran bodies:												
Evangelical Lutheran Synodical Conference of America.....	184	1	1	26	1	6	20					
Methodist bodies:												
Methodist Episcopal Church.....	854	107	107	8,538	69	1,484	3,159	102	5	107	102	300,354
African Methodist Episcopal Church.....	127	127	127	13,616	127	4,402	9,214	126		127	126	472,850
African Methodist Episcopal Zion Church.....	16	16	16	4,046	16	1,130	2,916	14	2	14	14	143,270
Colored Methodist Episcopal Church.....	28	28	28	3,282	28	1,127	2,155	25	2	25	25	78,140
Presbyterian bodies:												
Presbyterian Church in the United States of America.....	431	2	2	321	2	100	221	2		2	2	48,000
Colored Cumberland Presbyterian Church.....	7	7	7	466	7	178	288	7		7	7	26,525
Presbyterian Church in the United States.....	140	1	1	110	1	40	70	1		1	1	10,000
Protestant Episcopal Church.....	112	2	2	517	2	201	316	2		2	2	71,500
Roman Catholic Church.....	521	2	2	2,725	1	120	105	2		2	2	30,000
MONTANA.....	49	8	8	310	8	106	204	7		7	7	19,400
Baptist bodies:												
Baptists—Northern Baptist Convention.....	44	3	3	111	3	38	73	2		2	2	8,200
Methodist bodies:												
African Methodist Episcopal Church.....	5	5	5	199	5	68	131	5		5	5	11,200
NEBRASKA.....	1,260	20	20	2,070	16	656	1,117	19		19	20	90,675
Adventist bodies:												
Seventh-day Adventist Denomination.....	54	1	1	32	1	4	28	1		1	1	5,000
Baptist bodies:												
Baptists—Northern Baptist Convention.....	188	4	4	948	4	373	575	4		4	4	22,000
Disciples of Christ.....	171	1	1	35	1	12	23	1		1	1	3,000
Methodist bodies:												
Methodist Episcopal Church.....	713	4	4	216	1	20	15	4		4	4	11,200
African Methodist Episcopal Church.....	9	9	9	723	9	247	476	8		8	9	29,475
Protestant Episcopal Church.....	125	1	1	116				1		1	1	20,000
NEVADA.....	1	1	1	5	1	2	3	1		1	1	2,800
Methodist bodies:												
African Methodist Episcopal Church.....	1	1	1	5	1	2	3	1		1	1	2,800
NEW HAMPSHIRE.....	155	1	1	39	1	9	30	1		1	1	5,000
Baptist bodies:												
Baptists—Northern Convention.....	155	1	1	39	1	9	30	1		1	1	5,000
NEW JERSEY.....	1,906	299	299	38,839	292	13,434	24,953	259	29	261	278	1,965,140
Adventist bodies:												
Seventh-day Adventist Denomination.....	29	1	1	11	1	1	10		1			
Baptist bodies:												
Baptists—												
Northern Baptist Convention.....	270	11	11	3,672	11	1,467	2,205	11		11	11	129,500
National Baptist Convention.....	106	106	106	18,149	106	6,105	12,044	95	10	95	105	896,205
Church of God and Saints of Christ.....	8	8	8	245	8	82	163	2	2	2	1	500
Methodist bodies:												
Methodist Episcopal Church.....	673	28	28	3,444	24	1,247	2,116	27	1	27	27	220,000
African Methodist Episcopal Church.....	76	76	76	7,230	76	2,534	4,696	69	3	71	70	342,025
African Methodist Episcopal Zion Church.....	31	31	31	3,478	31	1,113	2,365	29	2	29	29	228,700
Union American Methodist Episcopal Church.....	12	12	12	710	12	275	435	11	1	11	12	29,080
African Union Methodist Protestant Church.....	7	7	7	498	7	208	290	7		7	7	19,100
Colored Methodist Episcopal Church.....	5	5	5	128	5	58	68	5		5	5	8,500
African American Methodist Episcopal Church.....	7	7	7	250	7	98	152		7		7	295
Colored Methodist Protestant Church.....	1	1	1	45	1	18	27		1		1	235
Presbyterian bodies:												
Presbyterian Church in the United States of America.....	392	3	3	542	1	85	160	1		1	1	75,000
Protestant Episcopal Church.....	289	3	3	439	2	143	222	2	1	2	2	16,000

GENERAL TABLES.

IN EACH STATE, BY DENOMINATIONS: 1916—Continued.

21 denominations consisting in part of Negro organizations, as shown by the first two columns.]

DENOMINATION.	Number of Negro organizations.	DEBT ON CHURCH PROPERTY.		PARSONAGES.		EXPENDITURES FOR YEAR.		SUNDAY SCHOOLS CONDUCTED BY CHURCH ORGANIZATIONS.			
		Number of organizations reporting.	Amount of debt reported.	Number of organizations reporting.	Value of parsonages reported.	Number of organizations reporting.	Amount reported.	Number of organizations reporting.	Number of Sunday schools reported.	Number of officers and teachers.	Number of scholars.
MISSISSIPPI—Continued.											
Methodist bodies:											
Methodist Episcopal Church.....	548	178	\$21,611	140	\$95,663	544	\$138,492	513	537	3,651	27,848
African Methodist Episcopal Church.....	498	193	46,925	121	66,755	490	157,415	446	466	2,853	16,040
African Methodist Episcopal Zion Church.....	127	46	9,920	19	9,750	123	44,633	118	119	734	4,006
Colored Methodist Episcopal Church.....	367	83	17,208	43	39,100	366	232,172	358	358	3,036	28,462
Colored Methodist Protestant Church.....	1	1	250			1	250	1	1	6	35
Presbyterian bodies:											
Presbyterian Church in the United States of America.....	8	3	1,300			8	1,427	8	8	52	377
Presbyterian Church in the United States.....	15	2	225	1	150	9	373	10	10	34	277
Protestant Episcopal Church.....	5	1	350	4	5,000	5	964	3	3	11	135
Roman Catholic Church.....	8	4	4,700	8	17,100	8	16,254	7	10	28	871
MISSOURI.....	591	204	243,655	153	180,254	564	440,019	538	545	4,173	28,704
Adventist bodies:											
Seventh-day Adventist Denomination.....	2	2	950			2	2,638	2	2	21	118
Baptist bodies:											
Baptists—National Baptist Convention.....	282	77	102,961	18	31,500	277	239,095	271	272	2,425	15,499
Churches of the Living God:											
Church of the Living God, Christian Workers for Fellowship.....	6	1	475			2	455	2	2	8	53
Church of the Living God, General Assembly.....	1					1	700	1	1	3	15
Disciples of Christ.....	7	1	250			3	1,404	7	8	31	227
Lutheran bodies:											
Evangelical Lutheran Synodical Conference of America.....	1										
Methodist bodies:											
Methodist Episcopal Church.....	107	29	35,001	56	35,754	104	52,743	87	90	571	4,373
African Methodist Episcopal Church.....	127	68	50,808	62	75,000	124	78,824	115	117	780	5,142
African Methodist Episcopal Zion Church.....	16	10	32,485	3	22,100	15	23,258	14	14	109	1,213
Colored Methodist Episcopal Church.....	28	12	10,725	12	10,900	27	24,394	26	26	146	1,217
Presbyterian bodies:											
Presbyterian Church in the United States of America.....	2	2	6,000	1	2,000	2	5,354	2	2	26	210
Colored Cumberland Presbyterian Church.....	7	1	2,000			2	2,290	7	7	31	237
Presbyterian Church in the United States.....	1					1	1,115	1	1	9	85
Protestant Episcopal Church.....	2			1	3,000	2	4,103	1	1	9	100
Roman Catholic Church.....	2	1	2,000			2	3,646	2	2	4	215
MONTANA.....	8	4	370	4	6,800	8	12,082	7	7	50	233
Baptist bodies:											
Baptists—Northern Baptist Convention.....	3	1	14	1	3,000	3	7,331	2	2	14	113
Methodist bodies:											
African Methodist Episcopal Church.....	5	3	356	3	3,800	5	4,751	5	5	36	120
NEBRASKA.....	20	14	11,029	6	10,800	20	25,443	20	20	168	1,147
Adventist bodies:											
Seventh-day Adventist Denomination.....	1	1	1,200			1	656	1	1	6	33
Baptist bodies:											
Baptists—Northern Baptist Convention.....	4	3	2,445	2	6,800	4	9,511	4	4	45	326
Disciples of Christ.....	1	1	425			1	35	1	1	1	16
Methodist bodies:											
Methodist Episcopal Church.....	4	3	2,132	1	1,000	4	3,565	4	4	17	120
African Methodist Episcopal Church.....	9	6	4,827	3	3,000	9	10,085	9	9	94	625
Protestant Episcopal Church.....	1					1	1,591	1	1	5	27
NEVADA.....	1	1	475			1	75	1	1	2	10
Methodist bodies:											
African Methodist Episcopal Church.....	1	1	475			1	75	1	1	2	10
NEW HAMPSHIRE.....	1	1	200			1	1,840	1	1	17	115
Baptist bodies:											
Baptists—Northern Baptist Convention.....	1	1	200			1	1,840	1	1	17	115
NEW JERSEY.....	299	161	288,883	77	185,600	294	383,840	278	279	2,382	20,670
Adventist bodies:											
Seventh-day Adventist Denomination.....	1					1	74	1	1	6	15
Baptist bodies:											
Baptists—											
Northern Baptist Convention.....	11	7	21,600	4	17,500	10	23,771	11	11	151	1,547
National Baptist Convention.....	106	67	120,180	13	29,600	106	137,057	106	107	842	7,260
Church of God and Saints of Christ.....	8	1	52			5	3,406	6	6	23	123
Methodist bodies:											
Methodist Episcopal Church.....	28	11	39,800	10	26,100	28	36,918	26	26	244	2,262
African Methodist Episcopal Church.....	76	46	51,869	39	83,400	76	105,927	70	70	662	5,462
African Methodist Episcopal Zion Church.....	31	18	48,162	8	20,400	30	47,409	28	28	224	2,393
Union American Methodist Episcopal Church.....	12	6	3,270			12	7,373	11	11	53	315
African Union Methodist Protestant Church.....	7	2	1,300	1	600	7	7,425	7	7	40	400
Colored Methodist Episcopal Church.....	5	1	150			5	1,320	5	5	23	109
African American Methodist Episcopal Church.....	7					7	2,990	1	1	4	20
Colored Methodist Protestant Church.....	1					1	725				
Presbyterian bodies:											
Presbyterian Church in the United States of America.....	3			1	6,000	3	5,353	3	3	62	494
Protestant Episcopal Church.....	3	2	2,500	1	2,000	3	4,092	3	3	48	270

TABLE 72.—STATISTICS OF NEGRO CHURCH ORGANIZATIONS

[The statistics in this table refer to 19 denominations consisting wholly of Negro organizations and

DENOMINATION.	MEMBERS.		MEMBERS.					PLACES OF WORSHIP.			VALUE OF CHURCH PROPERTY.	
	Total number of organizations.	Number of Negro organizations.	Number of organizations reporting.	Total number reported.	Sex.		Number of organizations reporting—		Number of church edifices reported.	Number of organizations reporting.	Value reported.	
					Male.	Female.	Church edifices.	Halls, etc.				
NEW MEXICO.....	12	12	12	231	12	86	145	10	1	10	10	\$12,300
Baptist bodies:												
Baptists—National Baptist Convention.....	1	1	1	12	1	4	8					
Methodist bodies:												
African Methodist Episcopal Church.....	5	5	5	140	5	52	88	4	1	4	4	8,000
Colored Methodist Episcopal Church.....	6	6	6	79	6	30	49	6		6	6	4,300
NEW YORK.....	6,871	237	236	43,921	222	13,558	24,920	180	37	181	191	3,041,726
Adventist bodies:												
Seventh-day Adventist Denomination.....	73	3	3	374	3	91	283	1		1	1	31,000
Baptist bodies:												
Baptists—												
Northern Baptist Convention.....	936	30	30	16,555	22	4,733	8,083	30		31	30	1,117,140
National Baptist Convention.....	43	43	43	5,652	43	1,915	3,737	21	20	21	36	246,536
Church of God and Saints of Christ.....	17	17	16	473	16	165	308	2	7	2	2	4,700
Congregational Churches.....	306	3	3	316	3	96	220	2		2	2	28,000
Methodist bodies:												
Methodist Episcopal Church.....	2,129	5	5	302	5	95	207	4	1	4	4	20,500
African Methodist Episcopal Church.....	45	45	45	3,214	45	987	2,227	35	3	35	35	219,350
African Methodist Episcopal Zion Church.....	71	71	71	9,005	71	3,075	5,930	66	5	66	64	804,700
Union American Methodist Episcopal Church.....	4	4	4	157	4	52	105	4		4	4	20,500
African Union Methodist Protestant Church.....	3	3	3	101	3	40	61	3		3	3	4,500
Moravian bodies:												
Moravian Church (Unitas Fratrum).....	11	1	1	419	1	156	263		1			
Presbyterian bodies:												
Presbyterian Church in the United States of America.....	842	1	1	600	1	200	400	1		1	1	60,000
Protestant Episcopal Church.....	885	9	9	3,893	3	753	1,436	9		9	7	347,000
Roman Catholic Church.....	1,506	2	2	2,860	2	1,200	1,660	2		2	2	137,800
NORTH CAROLINA.....	4,535	3,105	3,102	359,380	2,981	140,199	210,743	2,998	63	3,015	2,995	5,820,218
Adventist bodies:												
Seventh-day Adventist Denomination.....	26	3	3	42	3	12	30	1	1	1	1	1,500
Baptist bodies:												
Baptists—												
National Baptist Convention.....	1,376	1,376	1,373	212,019	1,373	86,646	125,373	1,358	9	1,362	1,357	2,299,358
Colored Free Will Baptists.....	112	112	112	10,773	112	4,197	6,576	109	1	109	112	121,010
Colored Primitive Baptists.....	32	32	32	1,000	32	300	700	20	12	20	20	20,500
Christian Church (American Christian Convention).....	184	70	70	6,347	66	2,626	3,640	68		68	68	84,926
Church of God and Saints of Christ.....	11	11	11	301	11	92	209	5	3	5	5	3,600
Churches of Christ.....	21	2	2	65	2	23	42	2		2	2	1,350
Congregational Churches.....	61	47	47	2,537	47	1,068	1,469	45	1	46	44	63,595
Disciples of Christ.....	173	2	2	445	1	102	303	2		2	1	2,500
Lutheran bodies:												
Evangelical Lutheran Synodical Conference of America.....	32	16	16	563	16	185	378	11	1	15	13	19,275
Methodist bodies:												
Methodist Episcopal Church.....	387	180	180	13,814	97	3,193	4,741	178	2	178	178	343,459
African Methodist Episcopal Church.....	247	247	247	20,433	247	7,488	12,945	237	10	242	239	583,286
African Methodist Episcopal Zion Church.....	777	777	777	74,365	777	28,748	45,617	761	14	763	750	1,790,659
Colored Methodist Episcopal Church.....	46	46	46	3,274	46	1,172	2,102	46		46	46	99,200
Reformed Zion Union Apostolic Church.....	5	5	5	156	5	60	96	5		5	5	4,300
Presbyterian bodies:												
Presbyterian Church in the United States of America.....	156	142	142	10,923	121	3,621	5,434	114	8	114	118	247,950
Presbyterian Church in the United States.....	518	1	1	20				1		1	1	200
Protestant Episcopal Church.....	282	34	34	2,068	23	550	969	33	1	34	33	116,050
Roman Catholic Church.....	89	2	2	235	2	116	119	2		2	2	17,500
OHIO.....	5,545	392	391	49,053	348	16,628	28,866	362	19	367	356	2,237,987
Adventist bodies:												
Seventh-day Adventist Denomination.....	62	3	3	79	3	26	53		1			
Baptist bodies:												
Baptists—												
Northern Baptist Convention.....	466	5	5	1,001	3	178	306	5		6	5	72,000
National Baptist Convention.....	178	178	178	27,973	178	10,274	17,704	168	7	168	168	940,355
Church of God and Saints of Christ.....	4	4	3	44	3	17	27	1	2	1	1	600
Churches of the Living God.....												
Church of the Living God, Christian Workers for Fellowship.....	6	6	6	304	6	127	177	2	4	2	2	3,500
Congregational Churches.....	242	2	2	311	2	111	200	2		2	2	18,400
Disciples of Christ.....	525	7	7	305	1	25	75	7		7	1	15,000
Methodist bodies:												
Methodist Episcopal Church.....	2,341	43	43	3,754	11	381	776	43		43	42	187,300
Wesleyan Methodist Connection of America.....	40	14	14	707	12	216	453	12		14	12	29,900
African Methodist Episcopal Church.....	104	104	104	11,149	104	3,911	7,238	102	1	103	102	785,732
African Methodist Episcopal Zion Church.....	14	14	14	1,389	14	583	806	10	4	11	10	101,100
Colored Methodist Episcopal Church.....	5	5	5	441	5	170	271	3		3	4	15,650
Presbyterian bodies:												
Presbyterian Church in the United States of America.....	657	1	1	150	1	40	110	1		1	1	20,000
Protestant Episcopal Church.....	213	5	5	568	4	118	248	5		5	5	23,400
Roman Catholic Church.....	688	1	1	873	1	451	422	1		1	1	25,000

GENERAL TABLES.

571

IN EACH STATE, BY DENOMINATIONS: 1916—Continued.

21 denominations consisting in part of Negro organizations, as shown by the first two columns.]

DENOMINATION.	Number of Negro organizations.	DEBT ON CHURCH PROPERTY.		PARSONAGES.		EXPENDITURES FOR YEAR.		SUNDAY SCHOOLS CONDUCTED BY CHURCH ORGANIZATIONS.			
		Number of organizations reporting.	Amount of debt reported.	Number of organizations reporting.	Value of parsonages reported.	Number of organizations reporting.	Amount reported.	Number of organizations reporting.	Number of Sunday schools reported.	Number of officers and teachers.	Number of scholars.
NEW MEXICO.....	12	6	\$1,430	3	\$1,900	12	\$3,955	10	10	60	195
Baptist bodies:											
Baptists—National Baptist Convention.....	1					1	60	1	1	5	20
Methodist bodies:											
African Methodist Episcopal Church.....	5	3	940	2	1,500	5	2,255	4	4	33	101
Colored Methodist Episcopal Church.....	6	3	490	1	400	6	1,640	5	5	22	74
NEW YORK.....	237	99	582,611	63	259,341	223	442,336	217	218	2,212	19,114
Adventist bodies:											
Seventh-day Adventist Denomination.....	3	1	18,000			3	7,999	3	3	35	276
Baptist bodies:											
Baptists—											
Northern Baptist Convention.....	30	15	240,940	4	18,000	29	107,136	29	29	430	5,247
National Baptist Convention.....	43	18	87,385	2	14,500	40	52,718	40	40	291	2,229
Church of God and Saints of Christ.....	17	2	3,250			11	6,200	11	11	43	334
Congregational Churches.....	3	1	4,700			3	6,081	3	4	28	377
Methodist bodies:											
Methodist Episcopal Church.....	5	2	4,600	1	1,800	5	4,497	5	5	33	362
African Methodist Episcopal Church.....	45	24	18,185	14	18,500	44	41,318	41	41	337	2,130
African Methodist Episcopal Zion Church.....	71	28	92,956	35	111,541	70	116,542	66	66	673	4,569
Union American Methodist Episcopal Church.....	4	2	6,795			4	3,217	3	3	23	130
African Union Methodist Protestant Church.....	3	1	700	1	1,000	3	2,411	3	3	14	79
Moravian bodies:											
Moravian Church (Unitas Fratrum).....	1					1	1,042	1	1	14	178
Presbyterian bodies:											
Presbyterian Church in the United States of America.....	1	1	6,000	1	10,000	1	7,950	1	1	14	200
Protestant Episcopal Church.....	9	2	27,500	3	17,500	7	61,452	9	9	209	2,643
Roman Catholic Church.....	2	2	91,600	2	66,500	2	23,823	2	2	18	360
NORTH CAROLINA.....	3,105	663	304,115	297	309,861	3,042	1,334,425	2,973	3,036	23,170	191,797
Adventist bodies:											
Seventh-day Adventist Denomination.....	3					3	575	3	3	13	43
Baptist bodies:											
Baptists—National Baptist Convention.....	1,376	204	122,333	27	59,220	1,357	514,650	1,344	1,370	10,468	95,261
Colored Free Will Baptists.....	112	29	9,330			112	28,671	62	65	348	3,219
Colored Primitive Baptists.....	32	1	800	1	1,000	32	850	32	32	100	500
Christian Church (American Christian Convention).....	70	19	6,710			64	19,453	68	69	342	4,761
Church of God and Saints of Christ.....	11	2	180			5	1,528	9	9	44	221
Churches of Christ.....	2							2	2	9	58
Congregational Churches.....	47	6	1,390	12	13,630	40	12,821	47	47	297	2,503
Disciples of Christ.....	2					1	1,050	2	2	20	230
Lutheran bodies:											
Evangelical Lutheran Synodical Conference of America.....	16	1	1,850	2	2,700	15	7,214	14	18	58	842
Methodist bodies:											
Methodist Episcopal Church.....	180	74	12,739	74	40,200	174	68,050	168	179	1,285	11,585
African Methodist Episcopal Church.....	247	77	44,434	48	41,500	243	110,940	238	245	2,026	13,433
African Methodist Episcopal Zion Church.....	777	206	85,490	97	104,261	774	465,201	764	767	6,626	43,697
Colored Methodist Episcopal Church.....	46	13	5,220	6	5,300	46	37,803	46	46	331	2,731
Reformed Zion Union Apostolic Church.....	5	1	50			2	395	2	2	9	100
Presbyterian bodies:											
Presbyterian Church in the United States of America.....	142	21	8,419	18	18,600	138	48,744	137	144	997	9,884
Presbyterian Church in the United States.....	1			1	300			1	1	5	40
Protestant Episcopal Church.....	34	9	5,170	9	16,650	34	13,000	32	33	184	2,454
Roman Catholic Church.....	2			2	6,500	2	3,475	2	2	8	235
OHIO.....	392	132	174,590	93	183,021	366	363,343	371	374	3,387	25,780
Adventist bodies:											
Seventh-day Adventist Denomination.....	3					2	500	2	2	10	46
Baptist bodies:											
Baptists—											
Northern Baptist Convention.....	5	3	6,000			5	14,133	5	5	94	831
National Baptist Convention.....	178	47	69,662	14	28,850	171	143,480	171	171	1,576	11,549
Church of God and Saints of Christ.....	4					3	1,227	3	3	17	74
Churches of the Living God:											
Church of the Living God, Christian Workers for Fellowship.....	6					1	300	4	4	13	67
.....	2					2	2,140	2	2	20	196
Congregational Churches.....	7	1	4,725	1	3,500	1	1,396	7	7	19	210
Disciples of Christ.....											
Methodist bodies:											
Methodist Episcopal Church.....	43	23	18,253	20	27,600	42	40,989	38	39	312	2,692
Wesleyan Methodist Connection of America.....	14	2	3,250	3	3,800	11	2,618	12	13	90	595
African Methodist Episcopal Church.....	104	41	45,675	45	99,471	104	127,041	102	103	1,046	8,090
African Methodist Episcopal Zion Church.....	14	6	21,475	4	3,200	12	12,676	14	14	105	660
Colored Methodist Episcopal Church.....	5			3	5,900	5	4,333	5	5	52	321
Presbyterian bodies:											
Presbyterian Church in the United States of America.....	1	1	1,800			1	2,000	1	1	6	75
Protestant Episcopal Church.....	5	2	750	2	6,000	5	6,310	4	4	22	193
Roman Catholic Church.....	1	1	3,000	1	5,000	1	4,200	1	1	5	181

RELIGIOUS BODIES.

TABLE 72.—STATISTICS OF NEGRO CHURCH ORGANIZATIONS

[The statistics in this table refer to 19 denominations consisting wholly of Negro organizations and

DENOMINATION.	Total number of organizations.	Number of Negro organizations.	MEMBERS.					PLACES OF WORSHIP.			VALUE OF CHURCH PROPERTY.	
			Number of organizations reporting.	Total number reported.	Sex.		Number of organizations reporting—		Number of church edifices reported.	Number of organizations reporting.	Value reported.	
					Number of organizations reporting.	Male.	Female.	Church edifices.				Halls, etc.
OKLAHOMA	2,744	879	875	59,987	844	22,175	36,776	730	114	731	750	\$937,512
Adventist bodies:												
Seventh-day Adventist Denomination.....	55	2	2	83	2	26	57	1	1	1	1,350
Baptist bodies:												
Baptists—National Baptist Convention.....	499	499	495	42,408	491	15,985	26,290	421	64	421	432	548,823
Churches of Christ.....	481	8	8	204	8	86	118	2	6	2	2	800
Churches of God in North America, General Eldership of the Churches of the Living God:	5	2	2	80	2	21	59	1	1	1	1	900
Church of the Living God, Christian Workers for Fellowship.....	19	19	19	661	19	244	417	7	12	7	7	4,805
Church of the Living God, General Assembly.....	2	2	2	46	2	20	26	1	1	1	1	1,000
Congregational Churches.....	51	3	3	203	3	64	139	3	3	3	21,700
Disciples of Christ.....	339	3	3	94	3	46	48	3
Methodist bodies:												
Methodist Episcopal Church.....	422	40	40	1,615	16	262	515	36	4	36	36	41,500
African Methodist Episcopal Church.....	152	152	152	7,250	152	2,655	4,595	137	10	137	139	165,920
African Methodist Episcopal Zion Church.....	16	16	16	741	16	299	442	15	1	15	15	11,005
Colored Methodist Episcopal Church.....	99	99	99	5,541	99	2,061	3,480	32	5	82	87	106,159
Presbyterian bodies:												
Presbyterian Church in the United States of America.....	261	27	27	636	24	230	361	19	5	20	21	24,150
Protestant Episcopal Church.....	83	3	3	70	3	20	50	2	1	2	2	3,800
Roman Catholic Church.....	260	4	4	335	4	156	179	3	1	3	3	5,600
OREGON	8	8	8	291	8	82	209	3	4	3	3	9,500
Methodist bodies:												
African Methodist Episcopal Church.....	3	3	3	205	3	56	149	3	3	3	9,500
African Methodist Episcopal Zion Church.....	5	5	5	86	5	26	60	4
PENNSYLVANIA	6,975	530	527	108,672	512	40,506	62,790	443	46	448	479	5,429,336
Adventist bodies:												
Seventh-day Adventist Denomination.....	75	1	1	20	1	2	18
Baptist bodies:												
Baptists—												
Northern Baptist Convention.....	749	29	29	20,032	26	7,137	9,394	27	2	28	28	806,525
National Baptist Convention.....	169	169	166	40,398	166	16,042	24,356	138	2	140	153	1,571,665
Colored Primitive Baptists.....	5	5	5	104	5	36	68	5	5	5	6,700
Christian Church (American Christian Convention).....	53	1	1	85	1
Church of God and Saints of Christ.....	9	9	9	603	9	236	357	4	1	4	2	4,830
Churches of Christ.....	32	1	1	150	1	63	87	1	1	1	1,000
Churches of God in North America, General Eldership of the Churches of the Living God:	177	3	3	67	3	24	43	2	2	3	2,800
Church of the Living God, Christian Workers for Fellowship.....	1	1	1	16	1	8	8	1
Methodist bodies:												
Methodist Episcopal Church.....	2,328	14	14	5,979	13	2,165	8,746	13	1	14	13	328,400
African Methodist Episcopal Church.....	140	140	140	16,798	140	6,298	10,500	136	3	136	137	1,145,390
African Methodist Episcopal Zion Church.....	76	76	76	14,011	76	4,854	9,157	62	13	63	62	776,600
Colored Methodist Protestant Church.....	6	6	6	375	6	140	235	2	4	2	6	9,000
Union American Methodist Episcopal Church.....	20	20	20	1,267	19	482	647	19	19	19	83,800
African Union Methodist Protestant Church.....	7	7	7	698	7	247	451	5	1	5	7	79,075
Colored Methodist Episcopal Church.....	5	6	6	634	6	233	401	5	1	5	5	73,500
African American Methodist Episcopal Church.....	17	17	17	845	17	301	544	1	16	1	16	5,750
Presbyterian bodies:												
Presbyterian Church in the United States of America.....	1,174	10	10	1,666	6	142	390	10	10	10	156,500
Protestant Episcopal Church.....	518	11	11	2,358	6	643	1,295	9	9	8	214,050
Roman Catholic Church.....	1,413	4	4	2,536	4	1,453	1,083	4	4	4	163,750
RHODE ISLAND	223	18	18	2,590	18	956	1,634	18	18	18	241,500
Baptist bodies:												
Baptists—												
Northern Baptist Convention.....	103	6	6	1,234	6	469	765	6	6	6	92,000
National Baptist Convention.....	1	1	1	30	1	14	16	1	1	1	1,500
Church of God and Saints of Christ.....	1	1	1	120	1	50	70	1	1	1	4,000
Congregational Churches.....	43	1	1	77	1	30	47	1	1	1	9,000
Methodist bodies:												
African Methodist Episcopal Church.....	5	5	5	614	5	216	398	5	5	5	57,000
African Methodist Episcopal Zion Church.....	2	2	2	290	2	95	195	2	2	2	53,000
Union American Methodist Episcopal Church.....	1	1	1	85	1	32	53	1	1	1	5,000
Protestant Episcopal Church.....	67	1	1	140	1	50	90	1	1	1	20,000
SOUTH CAROLINA	3,136	2,898	2,897	447,084	2,689	169,043	251,461	2,808	39	2,821	2,808	5,156,169
Adventist bodies:												
Seventh-day Adventist Denomination.....	19	1	1	57	1	15	52	1
Baptist bodies:												
Baptists—National Baptist Convention.....	1,353	1,353	1,353	255,479	1,351	109,494	151,385	1,337	2	1,337	1,333	2,353,678
Colored Free Will Baptists.....	1	1	1	75	1	37	38	1	1	1	100
Congregational Churches.....	8	6	6	353	5	121	232	4	4	4	17,000
Disciples of Christ.....	54	15	15	1,248	11	513	645	11	11	11	6,380
Lutheran bodies:												
Evangelical Lutheran Synodical Conference of America.....	1	1	1	18	1	8	10	1	1	1	3,000

IN EACH STATE, BY DENOMINATIONS: 1916—Continued.

21 denominations consisting in part of Negro organizations, as shown by the first two columns.]

DENOMINATION.	Number of Negro organizations.	DEBT ON CHURCH PROPERTY.		PARSONAGES.		EXPENDITURES FOR YEAR.		SUNDAY SCHOOLS CONDUCTED BY CHURCH ORGANIZATIONS.			
		Number of organizations reporting.	Amount of debt reported.	Number of organizations reporting.	Value of parsonages reported.	Number of organizations reporting.	Amount reported.	Number of organizations reporting.	Number of Sunday schools reported.	Number of officers and teachers.	Number of scholars.
OKLAHOMA	879	229	\$76,986	112	\$71,107	329	\$294,482	824	841	\$4,452	36,414
Adventist bodies:											
Seventh-day Adventist Denomination.....	2					2	666	2	2	16	89
Baptist bodies:											
Baptists—National Baptist Convention.....	499	127	48,915	34	21,647	470	160,914	488	491	2,581	24,613
Churches of Christ.....	8					1	50	3	3	12	75
Churches of God in North America, General Eldership of the.....	2					2	92	2	2	9	85
Churches of the Living God:											
Church of the Living God, Christian Workers for Fellowship.....	19	1	345			8	1,555	14	14	38	299
Church of the Living God, General Assembly.....	2					2	672	2	2	6	28
Congregational Churches.....	3	2	875	1	1,000	3	2,660	3	3	19	140
Disciples of Christ.....	3					3	400	3	4	14	75
Methodist bodies:											
Methodist Episcopal Church.....	40	13	2,320	14	8,950	40	14,353	33	42	262	1,320
African Methodist Episcopal Church.....	152	47	13,743	38	27,425	149	58,463	136	144	816	4,540
African Methodist Episcopal Zion Church.....	16	4	392	7	1,460	15	6,531	14	14	81	393
Colored Methodist Episcopal Church.....	99	28	5,336	14	7,325	95	40,099	88	88	462	3,821
Presbyterian bodies:											
Presbyterian Church in the United States of America.....	27	7	5,060	3	2,300	24	6,793	25	26	126	820
Protestant Episcopal Church.....	3			1	1,000	3	110	3	3	6	51
Roman Catholic Church.....	4					4	1,124	3	3	4	65
OREGON	8	1	2,500	2	6,700	8	4,353	5	5	35	174
Methodist bodies:											
African Methodist Episcopal Church.....	3	1	2,500	1	5,700	3	3,102	3	3	23	131
African Methodist Episcopal Zion Church.....	5			1	1,000	5	1,251	2	2	13	43
PENNSYLVANIA	530	233	982,047	130	452,790	512	942,454	480	487	4,999	52,959
Adventist bodies:											
Seventh-day Adventist Denomination.....	1					1	525	1	1	5	18
Baptist bodies:											
Baptists—											
Northern Baptist Convention.....	29	19	119,354	5	18,500	28	129,712	29	29	530	6,380
National Baptist Convention.....	169	103	355,691	11	44,800	169	300,108	159	159	1,635	15,594
Colored Primitive Baptists.....	5	2	1,400			5	899	4	4	17	111
Christian Church (American Christian Convention).....	1					1	382	1	1	10	109
Church of God and Saints of Christ.....	9	1	372			2	1,204	5	5	30	175
Churches of Christ.....	1										
Churches of God in North America, General Eldership of the.....	3					3	800	3	3	15	103
Churches of the Living God:											
Church of the Living God, Christian Workers for Fellowship.....	1										
Methodist bodies:											
Methodist Episcopal Church.....	14	11	103,620	9	33,900	14	42,420	14	14	236	6,863
African Methodist Episcopal Church.....	140	83	224,438	57	158,115	140	233,030	134	137	1,321	12,235
African Methodist Episcopal Zion Church.....	76	32	85,183	27	68,275	72	102,788	70	70	633	4,736
Colored Methodist Protestant Church.....	6					6	4,005	6	6	32	125
Union American Methodist Episcopal Church.....	20	14	24,739	3	5,750	19	15,747	17	17	109	844
African Union Methodist Protestant Church.....	7	3	2,150	1	1,800	6	10,536	5	5	35	623
Colored Methodist Episcopal Church.....	5	2	7,500	1	4,000	6	8,993	5	5	51	378
African American Methodist Episcopal Church.....	17	1	1,000	1	2,000	17	8,705	4	4	19	155
Presbyterian bodies:											
Presbyterian Church in the United States of America.....	10	1	1,700	7	32,400	10	21,019	9	9	103	929
Protestant Episcopal Church.....	11	3	17,300	4	41,250	9	31,201	10	12	157	1,784
Roman Catholic Church.....	4	3	37,600	4	42,000	4	30,220	4	6	51	792
RHODE ISLAND	18	10	27,200	2	11,000	17	31,156	17	17	166	1,439
Baptist bodies:											
Baptists—											
Northern Baptist Convention.....	6	3	5,800	1	8,000	6	10,130	6	5	70	630
National Baptist Convention.....	1	1	1,050			1	700	1	1	3	9
Church of God and Saints of Christ.....	1										
Congregational Churches.....	1					1	1,281	1	1	6	43
Methodist bodies:											
African Methodist Episcopal Church.....	5	3	4,300	1	3,000	5	9,553	5	5	49	315
African Methodist Episcopal Zion Church.....	2	2	14,050			2	4,900	2	2	13	220
Union American Methodist Episcopal Church.....	1	1	2,000			1	2,900	1	1	15	132
Protestant Episcopal Church.....	1					1	1,682	1	1	10	90
SOUTH CAROLINA	2,898	659	294,015	351	396,240	2,846	1,128,983	2,818	2,894	20,923	198,458
Adventist bodies:											
Seventh-day Adventist Denomination.....	1					1	206	1	1	7	45
Baptist bodies:											
Baptists—National Baptist Convention.....	1,353	222	156,893	23	41,610	1,329	441,001	1,323	1,339	9,249	96,904
Colored Free Will Baptists.....	1					1	101	1	1	5	40
Congregational Churches.....	6			1	5,000	3	1,520	5	5	35	385
Disciples of Christ.....	15	1	25			10	1,052	12	14	55	409
Lutheran bodies:											
Evangelical Lutheran Synodical Conference of America.....	1							1	1	5	65

RELIGIOUS BODIES.

TABLE 72.—STATISTICS OF NEGRO CHURCH ORGANIZATIONS

[The statistics in this table refer to 19 denominations consisting wholly of Negro organizations and

DENOMINATION.	Total number of organizations.	Number of Negro organizations.	MEMBERS.					PLACES OF WORSHIP.			VALUE OF CHURCH PROPERTY.	
			Number of organizations reporting.	Total number reported.	Sex.		Number of organizations reporting—		Number of church edifices reported.	Number of organizations reporting.	Value reported.	
					Number of organizations reporting.	Male.	Female.	Church edifices.				Halls, etc.
SOUTH CAROLINA—Continued.												
Methodist bodies:												
Methodist Episcopal Church.....	407	406	406	52,533	226	12,023	16,245	396	10	397	396	\$733,635
Methodist Protestant Church.....	25	9	9	1,019	9	422	597	9	9	9	7,275
African Methodist Episcopal Church.....	645	645	645	90,469	645	35,209	55,260	621	14	632	623	1,056,244
African Methodist Episcopal Zion Church.....	192	192	192	23,169	190	9,102	13,937	187	5	188	187	411,225
Colored Methodist Episcopal Church.....	81	81	81	7,342	81	2,657	4,685	77	77	78	211,300
Reformed Methodist Union Episcopal Church.....	25	25	25	2,116	25	869	1,247	25	25	25	33,000
Presbyterian bodies:												
Presbyterian Church in the United States of America.....	108	108	108	8,320	93	2,801	4,280	88	6	88	88	194,770
Protestant Episcopal Church.....	133	18	17	1,078	17	394	684	15	15	15	70,100
Reformed Episcopal Church.....	35	35	35	3,017	30	1,012	1,749	34	1	34	35	45,862
Roman Catholic Church.....	49	2	2	781	2	366	415	2	2	2	12,000
SOUTH DAKOTA.....	1	1	1	18	1	8	10	1	1	1	3,000
Methodist bodies:												
African Methodist Episcopal Church.....	1	1	1	18	1	8	10	1	1	1	3,000
TENNESSEE.....	4,122	1,776	1,774	196,022	1,675	69,907	120,014	1,629	81	1,633	1,630	3,893,692
Adventist bodies:												
Advent Christian Church.....	8	4	4	130	4	53	77	3	1	3	3	7,900
Seventh-day Adventist Denomination.....	37	5	5	246	5	64	182	4	4	4	7,000
Baptist bodies:												
Baptists—National Baptist Convention.....	744	744	744	108,650	744	40,014	68,636	690	24	690	693	1,620,651
Colored Free Will Baptists.....	1	1	1	1	1	1	700
Colored Primitive Baptists.....	21	21	21	811	18	138	228	6	5	6	6	6,050
Church of God and Saints of Christ.....	1	1	1	31	1	11	20	1	1
Churches of Christ.....	995	54	54	1,688	54	709	979	44	10	44	44	33,350
Churches of the Living God:												
Church of the Living God, Christian Workers for Fellowship.....	10	10	10	805	10	297	508	6	4	6	6	15,300
Church of the Living God, General Assembly.....	1	1	1	30	1	8	22	1	1	1	7,000
Congregational Churches.....	23	5	5	1,057	5	443	614	3	1	3	3	95,000
Disciples of Christ.....	212	14	13	1,102	10	385	622	12	1	12	9	42,000
Methodist bodies:												
Methodist Episcopal Church.....	729	194	194	13,885	106	2,809	5,771	188	188	188	340,024
African Methodist Episcopal Church.....	291	291	291	23,497	291	8,237	15,260	267	15	271	266	635,851
African Methodist Episcopal Zion Church.....	156	156	156	8,786	155	3,235	5,539	137	18	137	137	280,740
Colored Methodist Episcopal Church.....	209	209	209	30,106	209	11,510	18,596	206	206	209	623,829
Presbyterian bodies:												
Presbyterian Church in the United States of America.....	212	21	21	1,634	21	621	1,013	20	20	20	76,471
Colored Cumberland Presbyterian Church.....	34	34	34	2,567	34	1,098	1,469	33	1	33	33	50,976
Presbyterian Church in the United States.....	201	1	1	200	1	97	103	1	1	1	8,000
Protestant Episcopal Church.....	95	7	7	302	3	22	36	3	1	3	3	3,850
Roman Catholic Church.....	142	3	3	495	3	156	339	3	3	3	39,000
TEXAS.....	5,420	3,404	3,396	396,157	3,168	145,905	233,784	3,147	166	3,168	3,153	5,788,606
Adventist bodies:												
Seventh-day Adventist Denomination.....	40	1	1	20	1	6	14	1	1	1	700
Baptist bodies:												
Baptists—National Baptist Convention.....	1,995	1,995	1,991	291,243	1,964	111,262	176,799	1,876	57	1,892	1,877	3,463,304
Colored Primitive Baptists.....	8	8	8	1,290	8	491	799	8	8	8	13,300
Churches of the Living God:												
Church of the Living God.....	28	28	28	1,743	28	612	1,131	26	2	27	28	23,875
Church of the Living God, Christian Workers for Fellowship.....	27	27	27	2,486	27	1,089	1,397	11	15	11	11	14,600
Church of the Living God, General Assembly.....	3	3	3	105	3	41	64	3	3	3	2,900
Congregational Churches.....	29	5	5	226	5	60	166	5	5	5	13,700
Disciples of Christ.....	544	21	17	957	11	288	534	16	16	8	36,000
Free Christian Zion Church of Christ.....	14	14	14	1,925	14	675	1,250	14	14	14	16,500
Methodist bodies:												
Methodist Episcopal Church.....	557	434	434	32,306	242	7,038	12,365	416	18	418	416	748,624
Methodist Protestant Church.....	164	17	17	771	17	225	546	12	5	12	12	11,241
African Methodist Episcopal Church.....	464	464	464	30,857	463	11,221	19,634	402	48	404	405	684,311
African Methodist Episcopal Zion Church.....	20	20	20	771	20	292	479	13	6	13	13	10,295
Colored Methodist Episcopal Church.....	341	341	341	28,449	341	11,247	17,202	319	14	319	326	663,040
Presbyterian bodies:												
Presbyterian Church in the United States of America.....	383	5	5	119	5	53	66	5	5	5	4,250
Colored Cumberland Presbyterian Church.....	12	12	12	745	12	302	443	11	1	11	12	15,150
Protestant Episcopal Church.....	184	2	2	63	2	11	52	2	2	2	5,300
Roman Catholic Church.....	607	7	7	2,081	5	992	843	7	7	7	61,516
UTAH.....	3	3	3	86	3	24	62	3	3	3	13,340
Methodist bodies:												
African Methodist Episcopal Church.....	2	2	2	69	2	20	49	2	2	2	13,000
African Methodist Episcopal Zion Church.....	1	1	1	17	1	4	13	1	1	1	340

GENERAL TABLES.

575

IN EACH STATE, BY DENOMINATIONS: 1916—Continued.

21 denominations consisting in part of Negro organizations, as shown by the first two columns.]

DENOMINATION.	Number of Negro organizations.	DEBT ON CHURCH PROPERTY.		PARSONAGES.		EXPENDITURES FOR YEAR.		SUNDAY SCHOOLS CONDUCTED BY CHURCH ORGANIZATIONS.			
		Number of organizations reporting.	Amount of debt reported.	Number of organizations reporting.	Value of parsonages reported.	Number of organizations reporting.	Amount reported.	Number of organizations reporting.	Number of Sunday schools reported.	Number of officers and teachers.	Number of scholars.
SOUTH CAROLINA—Continued.											
Methodist bodies:											
Methodist Episcopal Church.....	406	78	\$33,859	97	\$119,550	402	\$156,835	395	417	2,944	28,278
Methodist Protestant Church.....	9	3	223	4	1,275	9	1,987	9	12	60	585
African Methodist Episcopal Church.....	645	208	58,987	151	149,275	642	294,245	629	663	5,618	46,280
African Methodist Episcopal Zion Church.....	192	68	21,835	18	13,630	191	121,678	188	188	1,496	12,088
Colored Methodist Episcopal Church.....	81	40	9,030	17	17,400	81	49,641	80	80	527	4,310
Reformed Methodist Union Episcopal Church.....	25	5	2,040	4	1,150	24	3,274	23	23	110	649
Presbyterian bodies:											
Presbyterian Church in the United States of America.....	108	20	6,725	27	28,650	99	39,167	100	104	620	5,830
Protestant Episcopal Church.....	18	1	1,800	4	8,200	17	6,568	14	14	73	1,104
Reformed Episcopal Church.....	35	13	2,598	3	4,500	35	9,243	30	30	103	1,266
Roman Catholic Church.....	2			2	6,000	2	2,465	2	2	15	160
SOUTH DAKOTA.....	1	1	429			1	75	1	1	7	20
Methodist bodies:											
African Methodist Episcopal Church.....	1	1	429			1	75	1	1	7	20
TENNESSEE.....	1,776	404	309,863	225	242,780	1,549	799,386	1,635	1,664	10,614	86,990
Adventist bodies:											
Advent Christian Church.....	4					3	1,561	4	4	17	139
Seventh-day Adventist Denomination.....	5	2	1,200			4	3,800	5	5	51	281
Baptist bodies:											
Baptists—National Baptist Convention.....	744	166	164,564	24	41,730	613	311,817	704	714	4,475	38,272
Colored Free Will Baptists.....	1	1	54			1	99	1	1	5	49
Colored Primitive Baptists.....	21	3	425			7	554				
Church of God and Saints of Christ.....	1					1	525	1	1	10	31
Churches of Christ.....	54					3	34	38	38	180	1,439
Churches of the Living God:											
Church of the Living God, Christian Workers for Fellowship.....	10	2	1,150			6	2,531	8	8	27	191
Church of the Living God, General Assembly.....	1	1	5,000	1	250	1	312	1	1	3	15
Congregational Churches.....	5	1	800	3	9,500	5	4,455	5	6	55	496
Disciples of Christ.....	14	3	1,625			9	3,498	13	13	107	813
Methodist bodies:											
Methodist Episcopal Church.....	194	45	18,971	57	41,405	188	63,705	179	183	1,198	9,238
African Methodist Episcopal Church.....	291	71	59,461	70	61,900	291	128,022	269	278	1,614	11,912
African Methodist Episcopal Zion Church.....	156	33	17,430	21	11,125	146	65,304	141	141	891	6,103
Colored Methodist Episcopal Church.....	209	67	35,655	35	54,920	209	169,415	205	205	1,615	14,946
Presbyterian bodies:											
Presbyterian Church in the United States of America.....	21	5	3,221	7	8,450	21	11,582	21	21	133	1,037
Colored Cumberland Presbyterian Church.....	34	4	307	2	4,000	33	9,885	33	38	199	1,582
Presbyterian Church in the United States.....	1			1	2,000	1	800	1	1	10	175
Protestant Episcopal Church.....	7			1	1,500	4	762	4	4	17	122
Roman Catholic Church.....	3			3	6,000	3	20,725	2	2	7	149
TEXAS.....	3,404	892	427,510	511	407,736	3,274	1,554,467	3,193	3,305	23,657	196,888
Adventist bodies:											
Seventh-day Adventist Denomination.....	1							1	1	4	20
Baptist bodies:											
Baptists—National Baptist Convention.....	1,995	415	253,485	78	79,950	1,939	906,017	1,900	1,953	14,459	133,647
Colored Primitive Baptists.....	8	3	1,321			8	2,100	6	6	45	410
Churches of the Living God:											
Church of the Living God.....	28	6	1,033			27	6,199	26	27	129	491
Church of the Living God, Christian Workers for Fellowship.....	27	3	725			10	3,709	18	18	48	432
Church of the Living God, General Assembly.....	3	1	400			3	1,439	3	3	14	62
Congregational Churches.....	5	4	1,200	4	9,500	5	3,194	5	5	23	228
Disciples of Christ.....	21	4	5,376	1	1,000	9	17,215	19	40	128	1,471
Free Christian Zion Church of Christ.....	14	3	500	1	500	14	5,404	14	14	106	1,050
Methodist bodies:											
Methodist Episcopal Church.....	434	152	53,057	202	111,685	414	167,276	413	430	3,210	20,664
Methodist Protestant Church.....	17	2	283	2	1,100	15	2,787	15	15	86	532
African Methodist Episcopal Church.....	464	177	71,267	136	98,351	447	192,437	409	428	2,856	16,842
African Methodist Episcopal Zion Church.....	20	2	1,300	3	1,000	20	5,584	16	16	96	507
Colored Methodist Episcopal Church.....	341	117	35,113	76	79,850	339	224,300	324	325	2,331	19,292
Presbyterian bodies:											
Presbyterian Church in the United States of America.....	5			1	1,000	5	2,266	5	5	24	297
Colored Cumberland Presbyterian Church.....	12	2	1,450			12	2,618	11	11	76	535
Protestant Episcopal Church.....	2			2	1,800	2	281	2	2	6	60
Roman Catholic Church.....	7	1	1,000	5	22,000	5	11,641	6	6	16	348
UTAH.....	3	1	3,070			3	2,187	3	3	15	66
Methodist bodies:											
African Methodist Episcopal Church.....	2	1	3,070			2	2,067	2	2	13	58
African Methodist Episcopal Zion Church.....	1					1	120	1	1	2	8

RELIGIOUS BODIES.

TABLE 72.—STATISTICS OF NEGRO CHURCH ORGANIZATIONS

[The statistics in this table refer to 19 denominations consisting wholly of Negro organizations and

DENOMINATION.	Total number of organizations.	Number of Negro organizations.	MEMBERS.				PLACES OF WORSHIP.			VALUE OF CHURCH PROPERTY.		
			Number of organizations reporting.	Total number reported.	Sex.		Number of organizations reporting—		Number of church edifices reported.	Number of organizations reporting.	Value reported.	
					Number of organizations reporting.	Male.	Female.	Church edifices.				Halls, etc.
VIRGINIA	3,230	2,049	2,044	328,230	1,945	129,036	192,594	1,939	35	1,963	1,877	\$6,104,190
Adventist bodies:												
Advent Christian Church.....	12	1	1	48	1	16	32	1		1	1	500
Seventh-day Adventist Denomination.....	29	2	2	31	2	6	25	1	1	1	2	505
Baptist bodies:												
Baptists—National Baptist Convention.....	1,408	1,408	1,403	276,630	1,395	111,721	164,498	1,338	14	1,346	1,282	4,511,177
Colored Free Will Baptists.....	1	1	1	48	1	20	28	1		1	1	900
Colored Primitive Baptists.....	31	31	31	930	31	344	586	31		31	31	23,600
Christian Church (American Christian Convention).....	106	40	40	3,688	33	1,453	2,170	40		41	39	71,300
Church of God and Saints of Christ.....	17	17	17	439	17	160	279	9	3	9	6	9,403
Disciples of Christ.....	324	14	14	865	8	238	364	14		17	8	10,500
Independent churches.....	7	1	1	35	1	15	19				1	1,200
Lutheran bodies:												
Evangelical Lutheran Synodical Conference of America.....	13	1	1	66	1	29	37	1		1	1	1,500
Methodist bodies:												
Methodist Episcopal Church.....	321	144	144	10,762	87	2,362	4,063	143	1	144	143	425,610
African Methodist Episcopal Church.....	120	120	120	13,581	120	5,151	8,470	119	1	126	119	463,025
African Methodist Episcopal Zion Church.....	111	111	111	9,199	110	3,414	5,730	100	10	100	100	214,250
Colored Methodist Protestant Church.....	2	2	2	35	2	12	23	1	1	1	1	2,500
African Union Methodist Protestant Church.....	5	5	5	270	5	64	166	5		5	5	12,700
Colored Methodist Episcopal Church.....	26	26	26	2,717	26	986	1,731	25	1	25	25	61,300
Reformed Zion Union Apostolic Church.....	42	42	42	3,821	42	1,581	2,240	41	1	44	42	75,025
African American Methodist Episcopal Church.....	1	1	1	30	1	12	18		1		1	25
Presbyterian bodies:												
Presbyterian Church in the United States of America.....	42	34	34	1,867	29	607	962	27	1	27	28	59,615
Protestant Episcopal Church.....	469	45	45	2,391	25	493	729	39		40	38	134,558
Roman Catholic Church.....	143	3	3	815	3	351	464	3		3	3	25,000
WASHINGTON	347	22	22	1,204	22	414	790	16	4	16	15	83,125
Baptist bodies:												
Baptists—National Baptist Convention.....	6	6	6	404	6	142	262	6		6	6	31,525
Churches of the Living God:												
Church of the Living God, Christian Workers for Fellowship.....	1	1	1	45	1	10	35	1		1	1	800
Church of the Living God, General Assembly.....	1	1	1	35	1	12	23	1		1	1	1,800
Methodist bodies:												
African Methodist Episcopal Church.....	7	7	7	503	7	188	315	7		7	6	39,000
African Methodist Episcopal Zion Church.....	6	5	5	72	5	22	50		4			
Presbyterian bodies:												
Presbyterian Church in the United States of America.....	271	1	1	100	1	25	75	1		1	1	10,000
Protestant Episcopal Church.....	108	1	1	45	1	15	30					
WEST VIRGINIA	1,474	345	345	21,858	335	8,839	12,407	255	66	255	277	786,599
Baptist bodies:												
Baptists—National Baptist Convention.....	235	235	235	16,238	235	6,995	9,243	161	55	161	179	432,168
Church of God and Saints of Christ.....	2	2	2	86	2	52	34	1		1	1	66
Methodist bodies:												
Methodist Episcopal Church.....	1,002	61	61	3,573	51	1,036	1,925	59	2	59	59	221,850
Wesleyan Methodist Connection of America.....	8	2	2	112	2	43	69	2		2	2	3,200
African Methodist Episcopal Church.....	33	33	33	1,325	33	530	795	26	3	26	30	117,515
African Methodist Episcopal Zion Church.....	8	8	8	338	8	118	220	3	5	8	3	4,300
Colored Methodist Episcopal Church.....	1	1	1	37	1	10	27	1		1	1	1,500
Presbyterian bodies:												
Presbyterian Church in the United States of America.....	69	2	2	89	2	38	51	1	1	1	1	4,000
Protestant Episcopal Church.....	116	1	1	60	1	17	43	1		1	1	2,000
WISCONSIN	1,124	10	10	575	10	208	367	8	1	8	8	55,019
Baptist bodies:												
Baptists—												
Northern Baptist Convention.....	208	1	1	85	1	33	52	1		1	1	10,219
National Baptist Convention.....	1	1	1	26	1	13	13					
Methodist bodies:												
African Methodist Episcopal Church.....	5	5	5	319	5	88	231	4	1	4	4	37,000
African Methodist Episcopal Zion Church.....	2	2	2	34	2	15	19	2		2	2	3,800
Roman Catholic Church.....	908	1	1	111	1	59	52	1		1	1	4,000
WYOMING	80	6	6	189	6	61	128	5		5	5	14,200
Baptist bodies:												
Baptists—												
Northern Baptist Convention.....	35	1	1	25	1	10	15	1		1	1	3,200
National Baptist Convention.....	1	1	1	39	1	16	23	1		1	1	1,000
Methodist bodies:												
African Methodist Episcopal Church.....	3	3	3	97	3	25	72	3		3	3	10,000
Presbyterian bodies:												
Presbyterian Church in the United States of America.....	41	1	1	28	1	10	18					

GENERAL TABLES.

577

IN EACH STATE, BY DENOMINATIONS: 1916—Continued.

21 denominations consisting in part of Negro organizations, as shown by the first two columns.]

DENOMINATION.	Number of Negro organizations.	DEBT ON CHURCH PROPERTY.		PARSONAGES.		EXPENDITURES FOR YEAR.		SUNDAY SCHOOLS CONDUCTED BY CHURCH ORGANIZATIONS.			
		Number of organizations reporting.	Amount of debt reported.	Number of organizations reporting.	Value of parsonages reported.	Number of organizations reporting.	Amount reported.	Number of organizations reporting.	Number of Sunday schools reported.	Number of officers and teachers.	Number of scholars.
VIRGINIA.....	2,049	504	\$608,171	182	\$295,221	1,944	\$1,027,213	1,849	1,899	14,086	132,485
Adventist bodies:											
Advent Christian Church.....	1					1	54	1	1	5	48
Seventh-day Adventist Denomination.....	2					2	376	2	2	9	40
Baptist bodies:											
Baptists—National Baptist Convention.....	1,408	298	427,116	42	116,870	1,336	726,064	1,281	1,319	10,104	96,603
Colored Free Will Baptists.....	1					1	76	1	1	5	40
Colored Primitive Baptists.....	31	15	250			31	2,494	1	1	4	28
Christian Church (American Christian Convention).....	40	10	12,177	2	4,000	38	16,503	36	36	288	1,964
Church of God and Saints of Christ.....	17	4	4,600			6	1,011	10	10	33	208
Disciples of Christ.....	14	2	650	1	700	8	2,399	14	15	72	655
Independent churches.....	1					1	275	1	1	8	32
Lutheran bodies:											
Evangelical Lutheran Synodical Conference of America.....	1			1	500	1	250	1	1	3	40
Methodist bodies:											
Methodist Episcopal Church.....	144	52	58,014	51	55,399	144	65,589	137	140	954	7,961
African Methodist Episcopal Church.....	120	58	56,365	44	59,252	119	82,781	114	121	937	10,028
African Methodist Episcopal Zion Church.....	111	37	34,644	16	17,100	109	64,287	99	99	727	4,843
Colored Methodist Protestant Church.....	2		500			2	860	2	2	13	75
African Union Methodist Protestant Church.....	5	1	900			4	2,675	5	5	20	253
Colored Methodist Episcopal Church.....	26	7	4,706	9	12,700	26	19,740	26	26	193	2,054
Reformed Zion Union Apostolic Church.....	42	10	1,334			39	12,761	40	41	267	2,405
African American Methodist Episcopal Church.....	1					1	390				
Presbyterian bodies:											
Presbyterian Church in the United States of America.....	34	4	1,337	6	6,300	34	10,780	34	34	219	2,316
Protestant Episcopal Church.....	45	8	5,275	7	12,800	38	12,585	41	41	215	2,584
Roman Catholic Church.....	3	1	300	3	9,600	3	5,263	3	3	10	408
WASHINGTON.....	22	11	13,204	4	8,500	20	15,761	20	20	125	729
Baptist bodies:											
Baptists—National Baptist Convention.....	6	3	2,354	1	3,000	6	4,102	5	5	46	246
Churches of the Living God:											
Church of the Living God, Christian Workers for Fellowship.....	1					1	100	1	1	2	25
Church of the Living God, General Assembly.....	1	1	1,700			1	281	1	1	4	23
Methodist bodies:											
African Methodist Episcopal Church.....	7	6	8,150	3	5,500	6	9,378	7	7	45	287
African Methodist Episcopal Zion Church.....	5					4	330	4	4	20	58
Presbyterian bodies:											
Presbyterian Church in the United States of America.....	1	1	1,000			1	1,020	1	1	3	60
Protestant Episcopal Church.....	1					1	550	1	1	5	30
WEST VIRGINIA.....	345	90	85,227	41	88,090	327	162,552	308	313	2,039	15,272
Baptist bodies:											
Baptists—National Baptist Convention.....	235	41	43,066	9	35,100	222	98,891	211	211	1,350	10,304
Church of God and Saints of Christ.....	2										
Methodist bodies:											
Methodist Episcopal Church.....	61	33	28,759	23	44,330	61	40,685	59	63	443	3,459
Wesleyan Methodist Connection of America.....	2					2	2,037	2	2	13	93
African Methodist Episcopal Church.....	33	13	12,882	7	5,660	31	16,309	28	29	178	1,001
African Methodist Episcopal Zion Church.....	8	2	220			7	2,386	4	4	28	181
Colored Methodist Episcopal Church.....	1	1	300			1	510	1	1	8	114
Presbyterian bodies:											
Presbyterian Church in the United States of America.....	2			1	1,500	2	725	2	2	14	80
Protestant Episcopal Church.....	1			1	1,500	1	1,009	1	1	5	40
WISCONSIN.....	10	6	17,541	3	13,000	9	5,957	10	10	52	351
Baptist bodies:											
Baptists—											
Northern Baptist Convention.....	1	1	9,869			1	831	1	1	4	35
National Baptist Convention.....	1					1	205	1	1	5	56
Methodist bodies:											
African Methodist Episcopal Church.....	5	3	4,022	3	13,000	4	3,074	5	5	32	162
African Methodist Episcopal Zion Church.....	2	1	500			2	232	2	2	8	32
Roman Catholic Church.....	1	1	3,150			1	1,615	1	1	3	66
WYOMING.....	6	4	1,040	3	3,100	6	2,742	6	6	31	180
Baptist bodies:											
Baptists—											
Northern Baptist Convention.....	1					1	392	1	1	5	48
National Baptist Convention.....	1	1	600	1	600	1	278	1	1	6	20
Methodist bodies:											
African Methodist Episcopal Church.....	3	3	440	2	2,500	3	1,937	3	3	14	69
Presbyterian bodies:											
Presbyterian Church in the United States of America.....	1					1	135	1	1	6	43

RELIGIOUS BODIES.

TABLE 73.—COMPARATIVE STATISTICS OF NEGRO CHURCH ORGANIZATIONS

[The statistics in this table refer to 19 denominations consisting wholly of Negro organizations and

DENOMINATION.	TOTAL NUMBER OF NEGRO ORGANIZATIONS.			NUMBER OF MEMBERS REPORTED.			NUMBER OF CHURCH EDIFICES REPORTED.		
	1916	1906	1890	1916	1906	1890	1916	1906	1890
1 Total.....	39,655	36,770	23,462	4,602,805	13,691,844	12,676,539	37,371	35,160	23,770
Adventist bodies:									
2 Advent Christian Church.....	10	2		317	72		6	2	
3 Seventh-day Adventist Denomination.....	54	29		2,553	562		29	12	
Baptist bodies:									
Baptists—									
4 Northern Baptist Convention.....	142	108	406	53,842	32,639	35,221	139	106	324
5 Southern Baptist Convention.....			7			651			5
6 National Baptist Convention.....	21,113	18,534	12,533	2,938,579	2,261,007	1,348,989	20,146	17,913	11,987
7 Colored Free Will Baptists ²	170	251		13,362	14,489		164	152	
8 Regular Baptists ²	1			23					
9 Colored Primitive Baptists ²	336	797	323	15,144	35,076	18,162	236	501	291
10 Primitive Baptists.....		4			102			4	
11 Free Baptists.....		197	5		10,876	271		173	3
12 Two-Seed-in-the-Spirit Predestinarian Baptists.....			15			265			4
13 Christian Church (American Christian Convention) ²	111	92	63	10,120	7,545	4,989	109	91	54
14 Church of God and Saints of Christ.....	94	48		3,311	1,823		37	1	
15 Churches of Christ ²	87	41		2,813	1,528		63	25	
16 Churches of God, General Assembly.....	1			24			1		
17 Churches of God in North America, General Eldership of the.....	7	15		189	329		5	5	
Churches of the Living God:									
18 Church of the Living God.....	28			1,743			27		
19 Church of the Living God, Christian Workers for Fellowship.....	155	44		9,626	2,676		60	27	
20 Church of Christ in God ²		9			848			6	
21 Church of the Living God, General Assembly ²	10	15		266	752		6	12	
22 Congregational Churches ²	154	156	85	13,209	11,966	6,908	141	137	99
23 Disciples of Christ.....	162	129	* 277	11,478	9,705	* 18,578	125	115	* 183
Evangelistic associations:									
24 Voluntary Missionary Society in America.....	4	3		855	425		4	3	
25 Free Christian Zion Church of Christ.....	35	15		6,225	1,835		35	14	
26 Independent churches.....	6	12		428	490		4	12	
Lutheran bodies:									
27 Evangelical Lutheran Synodical Conference of America.....	31	6	5	1,525	224	211	32	6	5
28 United Synod of the Evangelical Lutheran Church in the South.....			5			94			3
29 General Council of the Evangelical Lutheran Church in North America.....		1			15			1	
Methodist bodies:									
30 Methodist Episcopal Church.....	3,704	3,750	2,984	320,025	308,551	246,249	3,624	3,672	2,800
31 Methodist Protestant Church.....	49	64	54	2,869	2,612	3,183	44	53	50
32 Wesleyan Methodist Connection of America.....	16	22		819	1,258		16	14	
33 African Methodist Episcopal Church.....	6,636	6,647	2,481	548,355	494,777	452,725	6,302	6,538	4,124
34 African Methodist Episcopal Zion Church.....	2,716	2,204	1,704	257,169	184,542	349,788	2,495	2,131	1,587
35 Colored Methodist Protestant Church.....	26	(*)	(*)	1,967			16		
36 Union American Methodist Episcopal Church.....	67	77	42	3,624	4,347	2,279	59	60	35
37 African Union Methodist Protestant Church.....	58	69	40	3,751	5,592	3,415	53	71	27
38 Colored Methodist Episcopal Church.....	2,621	2,381	1,759	245,749	172,996	129,383	2,490	2,327	1,653
39 Reformed Zion Union Apostolic Church.....	47	45	32	3,977	3,059	2,346	49	43	27
40 African American Methodist Episcopal Church.....	28	(*)	(*)	1,310			1		
41 Reformed Methodist Union Episcopal Church.....	27	58		2,196	4,397		27	59	
42 Colored Congregational Methodist Church.....			9			319			5
43 Independent Methodist Church.....			2			222			2
44 Evangelist Missionary Church.....			11			951			3
Moravian bodies:									
45 Moravian Church (Unitas Fratrum).....	1	2		419	351			1	
Presbyterian bodies:									
46 Presbyterian Church in the United States of America.....	434	417	233	31,957	27,799	14,961	353	383	200
47 Colored Cumberland Presbyterian Church.....	136	196	224	13,077	18,066	12,956	132	195	183
48 Presbyterian Church in the United States.....	36	44	45	1,429	1,183	1,568	32	38	29
49 Cumberland Presbyterian Church.....		1			50			1	
50 Associate Reformed Presbyterian Church ²		1			18			1	
51 Synod of the Reformed Presbyterian Church of North America.....			1			76			1
52 Protestant Episcopal Church.....	217	198	49	23,775	19,098	2,977	196	171	53
Reformed bodies:									
53 Reformed Church in America.....		2			59				
54 Reformed Episcopal Church.....	35	38	37	3,017	2,252	1,723	34	42	36
55 Roman Catholic Church.....	90	36	31	51,688	144,982	117,079	79	36	27
United Brethren bodies:									
56 Church of the United Brethren in Christ.....		10			277			6	

¹ Corrected figures; see explanation on page 29 for change in the number of members of the Roman Catholic Church.

GENERAL TABLES.

IN THE UNITED STATES, BY DENOMINATIONS: 1916, 1906, AND 1890.

21 denominations consisting in part of Negro organizations, as shown by the first two columns.]

VALUE OF CHURCH PROPERTY REPORTED.			DEBT ON CHURCH PROPERTY REPORTED.		VALUE OF PARSONAGES REPORTED.		SUNDAY SCHOOLS.				
							Number reported.		Number of scholars reported.		
1916	1906	1890	1916	1906	1916	1906	1916	1906	1916	1906	
\$86,809,970	\$56,636,159	\$26,626,448	\$7,938,095	\$5,005,905	\$6,231,459	\$3,727,884	37,426	34,681	2,153,843	1,740,099	1
10,000	3,800						8	2	248	27	2
108,755	6,474		34,870	731	3,000		51	26	2,610	539	3
2,779,199	1,561,326	1,087,518	451,058	356,993	95,600	35,500	138	106	20,705	12,827	4
41,184,920	24,437,272	9,038,549	3,433,366	1,757,190	964,325	617,241	20,099	17,910	1,181,270	924,665	5
178,385	79,278		9,525	3,485		1,475	90	100	4,168	3,307	6
154,690	296,539	135,427	8,507	6,968	13,940	10,095	88	166	3,201	6,224	7
	2,300										8
	186,130	13,300		16,227		13,100		177		5,732	9
		930									10
156,226	69,505	23,500	18,887	2,460	4,000	600	106	88	6,884	4,001	11
43,746	6,000		11,754				57	1	1,526	150	12
52,925	14,950			1,131			60	24	2,127	597	13
1,000							1		25		14
4,185	5,500			400			7	11	248	270	15
23,875			1,033				27		491		16
78,955	23,175		7,380	1,710			99	43	2,328	886	17
	9,700			100				6			18
12,700	25,700		7,100	1,600	250	1,500	10	13	168	289	19
843,518	459,497	246,125	42,987	32,106	95,570	46,125	162	174	10,352	10,339	20
246,730	170,265	176,795	21,626	16,898	5,450	1,950	175	117	7,219	4,319	21
2,580	2,400		63	1,000			4	3	386	390	22
35,900	5,975		1,700	1,150	8,500	450	35	7	3,411	340	23
8,130	2,750		72	260			6	13	198	435	24
57,332	10,000	13,400	1,850		5,100	1,800	39	5	2,158	254	25
		1,750									26
	5,000			140				1			27
											28
8,047,197	6,104,379	3,630,093	846,012	611,166	1,175,675	777,715	3,614	3,745	214,982	204,810	29
44,146	62,651	35,445	1,476	1,073	2,375	1,320	48	53	1,861	1,650	30
33,100	21,000		3,250	1,086	3,900	2,450	15	16	688	769	31
14,631,792	11,303,489	6,468,280	1,518,332	1,191,921	2,025,552	1,255,248	6,277	6,285	311,051	292,689	32
7,591,393	4,833,207	2,714,128	795,437	474,269	632,416	350,690	2,544	2,092	135,102	107,692	33
52,733			3,766		1,300		24		870		34
182,305	170,150	187,600	43,091	40,796	6,950	6,400	54	78	1,982	3,372	35
205,825	183,697	54,440	11,255	20,917	12,950	7,500	49	66	2,813	5,266	36
5,619,862	3,017,849	1,713,366	311,066	215,111	552,106	237,547	2,543	2,328	167,880	92,457	37
79,325	37,875	15,000	1,384	825			43	36	2,505	1,508	38
6,280			1,000		2,000		6		200		39
35,500	36,965		2,740	4,254	1,150	2,275	25	54	699	1,792	40
		525									41
		4,675									42
		2,000									43
	8,000						1	2	178	217	44
1,276,148	752,387	391,650	59,291	39,208	146,100	66,430	430	433	27,618	24,904	45
230,426	203,778	195,826	7,576	10,407	8,100	5,825	139	192	7,471	6,952	46
43,185	32,850	22,200	735	4,254	5,200	6,450	37	42	1,417	1,166	47
	1,000										48
	200										49
		1,500						1			50
1,527,768	1,773,279	192,750	94,908	113,246	182,000	164,950	201	188	15,932	13,779	51
											52
45,862	28,287	18,401	2,598	1,143	4,500	3,350	30	34	1,266	1,326	53
1,173,372	678,480	237,400	182,400	75,650	273,550	109,400	84	33	9,655	3,151	54
	3,100			30				8		236	55
											56

² For changes in denominations, see pp. 530 and 531.

³ Includes figures for Churches of Christ in 1890.

⁴ Not reported.

INDEX.

- Academies. *See* colleges, academies, etc.
 Adonai Shomo, statistics for 1890 only, 526.
 Advent Christian Church:
 Organizations, 25.
 Members, 29, 36.
 Church edifices, 42.
 Value of church property, 45.
 Debt on church property, 49.
 Parsonages, 52.
 Church expenditures, 56.
 Sunday schools, officers and teachers, scholars, 59.
 Ministers, 66, 68, 72.
 Languages used in church services, 74, 78.
 Work, home, 90, 91; foreign, 96, 97; contributions, 99.
 Negro organizations, 130.
 General statistics, 142, 336-338, 526, 534; Negro, 554, 578.
- African American Methodist Episcopal Church:
 Members, under and over 13 years of age, 37.
 Ministers, 66, 69.
 Languages used in church services, 75.
 Negro organizations, 130.
 General statistics, 146, 528; Negro, 554, 578.
- African Methodist Episcopal Church:
 Organizations, 25.
 Members, 30, 37.
 Church edifices, 43.
 Value of church property, 45.
 Debt on church property, 49.
 Parsonages, 53.
 Church expenditures, 56.
 Sunday schools, officers and teachers, scholars, 59.
 Ministers, 66, 69, 71, 72.
 Languages used in church services, 75, 80.
 Work, home, 90, 91; foreign, 96, 97; contributions, 100.
 Negro organizations, 130-138.
 General statistics, 146, 345-347, 528, 547; Negro, 554, 578.
- African Methodist Episcopal Zion Church:
 Organizations, 25.
 Members, 30, 37.
 Church edifices, 43.
 Value of church property, 45.
 Debt on church property, 49.
 Parsonages, 53.
 Church expenditures, 56.
 Sunday schools, officers and teachers, scholars, 59.
 Ministers, 66, 69, 71, 72.
 Languages used in church services, 75.
 Work, home, 90, 91; foreign, 96, 97; contributions, 100.
 Negro organizations, 130-138.
 General statistics, 146, 345-347, 528, 547; Negro, 554, 578.
- African Union Methodist Protestant Church:
 Members, under and over 13 years of age, 37.
 Ministers, 66, 69, 72.
 Languages used in church services, 75.
 Negro organizations, 130.
 General statistics, 146, 528; Negro, 554, 578.
- Akron, Ohio, 330, 336, 354.
- Alabama: Sunday schools, 61, 63, 64; foreign languages, 86; population, organizations, members, value of church property, debt on church property, and value of parsonages, with per cent distribution and rank, 103-105; members in principal denominations, 112; members in Negro organizations, 139; general statistics, 148, 149, 150, 151. *See also* States.
- Albanian language, use of, in church services, 85. *See also* languages under each denomination, 78-82.
- Albanian Orthodox Church:
 Members, under and over 13 years of age, 36.
 Ministers, 66, 68.
 Languages used in church services, 74, 79.
 General statistics, 142, 526.
- Albany, N. Y., 330, 336, 354.
 Allentown, Pa., 330, 336, 354.
 Altoona, Pa., 330, 336, 356.
- Amana Society:
 Members, under and over 13 years of age, 36.
 Languages used in church services, 74, 78.
 General statistics, 142, 526.
- American Bible Society, 11.
 American Catholic Church:
 Members, over 13 years of age, 37.
 Ministers, 66.
 Languages used in church services, 76.
 General statistics, 146, 530.
- American Rescue Workers:
 Members, under and over 13 years of age, 36.
 Ministers, 66, 68, 72.
 Languages used in church services, 74, 78.
 General statistics, 142, 526.
- American Salvation Army, name changed to American Rescue Workers, 14.
 American Sunday School Union, 62.
 American Tract Society, 11.
 Amish Mennonite Church, consolidated with the Mennonite Church, 14; statistics for 1906 and 1890, 528.
- Amsterdam, N. Y., 332, 337, 356.
- Apostolic Christian Church:
 Members, over 13 years of age, 36.
 Ministers, 66.
 Languages used in church services, 74, 79.
 General statistics, 144, 528.
- Apostolic Church:
 Members, over 13 years of age, 36.
 Ministers, 66.
 Languages used in church services, 74.
 General statistics, 144, 528.
- Apostolic Faith Movement:
 Members, under and over 13 years of age, 36.
 Ministers, 66, 68, 72.
 Languages used in church services, 74, 79.
 General statistics, 144, 528.
- Apostolic Lutheran Church (Finnish):
 Members, over 13 years of age, 37.
 Ministers, 66, 69.
 Languages used in church services, 75, 80.
 General statistics, 144, 528, 544.
- Arabic language, use of, in church services, 85. *See also* languages under each denomination, 78-82.
- Arizona: Sunday schools, 61, 63, 64; foreign languages, 86; population, organizations, members, value of church property, debt on church property, and value of parsonages, with per cent distribution and rank, 103-105; members in principal denominations, 113; members in Negro organizations, 139; general statistics, 148, 149, 150-153. *See also* States.
- Arkansas: Sunday schools, 61, 63, 64; foreign languages, 86; population, organizations, members, value of church property, debt on church property, and value of parsonages, with per cent distribution and rank, 103-105; members in principal denominations, 112; members in Negro organizations, 139; general statistics, 148, 149, 152, 153. *See also* States.
- Armenian Church:
 Organizations, 25.
 Members, 29, 36.
 Church edifices, 42.
 Value of church property, 45.
 Debt on church property, 49.
 Parsonages, 52.
 Church expenditures, 56.
 Sunday schools, officers and teachers, scholars, 59.
 Ministers, 66, 68, 72.
 Languages used in church services, 74, 78, 83.
 General statistics, 142, 336-338, 526, 534.
- Armenian language, use of, in church services, 85. *See also* languages under each denomination, 78-82.
- Assemblies of God, General Council:
 Members, under and over 13 years of age, 36.
 Ministers, 66.
 Languages used in church services, 74, 78.
 General statistics, 142, 526.
- Associate Reformed Presbyterian Church:
 Organizations, 26.
 Members, 30, 37.
 Church edifices, 43.
 Value of church property, 46.
 Debt on church property, 49.
 Parsonages, 53.
 Church expenditures, 57.
 Sunday schools, officers and teachers, scholars, 59.
 Ministers, 66, 69, 72.
 Languages used in church services, 76.
 Work, home, 92, 93; foreign, 96, 97; contributions, 100.
 Negro organizations, 130.
 General statistics, 146, 530, 549; Negro, 578.
- Associate Reformed Synod of the South, name changed to Associate Reformed Presbyterian Church, 14.
- Associate Synod of North America (Associate Presbyterian Church):
 Members, over 13 years of age, 37.
 Ministers, 66, 69, 72.
 Languages used in church services, 76.
 Work, home, 92, 93; foreign, 96, 97; contributions, 100.
 General statistics, 146, 530.

- Atlanta, Ga., 330, 336, 356.
 Atlantic City, N. J., 332, 337, 358.
 Auburn, N. Y., 332, 337, 358.
 Augusta, Ga., 332, 337, 358.
 Aurora, Ill., 332, 337, 360.
 Austin, Tex., 332, 337, 360.
 Austrian language. *See* German.
- Bahais:**
 Members, under and over 13 years of age, 36.
 Languages used in church services, 74, 78.
 General statistics, 142, 526.
- Baltimore, Md., 330, 336, 360.
 Baptists. *See* Northern Baptist Convention, Southern Baptist Convention, and National Baptist Convention.
- Basque language. *See* Spanish.
- Battle Creek, Mich., 332, 337, 362.
 Bay City, Mich., 332, 337, 362.
 Bayonne, N. J., 330, 336, 364.
- Belgian language (Flemish or French), use of, in church services, 85. *See also* languages under each denomination, 78-82.
- Berkeley, Calif., 332, 337, 364.
 Binghamton, N. Y., 332, 337, 364.
 Birmingham, Ala., 330, 336, 364.
 Bloomington, Ill., 332, 337, 366.
- Bohemian language, use of, in church services, 85. *See also* languages under each denomination, 78-82.
- Boston, Mass., 330, 336, 366.
- Brethren in Christ:**
 Members, under and over 13 years of age, 36.
 Ministers, 66, 68.
 Languages used in church services, 74, 78.
 Work, home, 90, 91; foreign, 96, 97; contributions, 99.
 General statistics, 142, 526.
- Brethren, Plymouth:**
 Organizations, 25.
 Members, 30, 36.
 Church edifices, 42.
 Value of church property, 45.
 Debt on church property, 49.
 Church expenditures, 56.
 Sunday schools, officers and teachers, scholars, 59.
 Languages used in church services, 74, 78.
 Work, home, 90, 91; foreign, 96, 97.
 General statistics, 142, 526, 537.
- Brethren, Plymouth, I:**
 Members, under and over 13 years of age, 36.
 Languages used in church services, 74, 78.
 Work, home, 90, 91; foreign, 96, 97.
 General statistics, 142, 336-338, 526.
- Brethren, Plymouth, II:**
 Members, under and over 13 years of age, 36.
 Languages used in church services, 74, 78.
 General statistics, 142, 336-338, 526.
- Brethren, Plymouth, III:**
 Members, over 13 years of age, 36.
 Languages used in church services, 74, 78.
 General statistics, 142, 526.
- Brethren, Plymouth, IV:**
 Members, over 13 years of age, 36.
 Languages used in church services, 74, 78.
 General statistics, 142, 526.
- Brethren, Plymouth, V:**
 Members, under and over 13 years of age, 36.
 Languages used in church services, 74, 78.
 General statistics, 142, 526.
- Brethren, Plymouth, VI:**
 Members, over 13 years of age, 36.
 Languages used in church services, 74.
 General statistics, 142, 526.
- Bridgeport, Conn., 330, 336, 368.
 Brockton, Mass., 330, 336, 368.
 Brookline town, Mass., 332, 337, 370.
- Bruederhof Mennonite Church, name changed to Hutterian Brethren, 14.
- Buffalo, N. Y., 330, 336, 370.
- Bulgarian language, use of, in church services, 85. *See also* languages under each denomination, 78-82.
- Bulgarian Orthodox Church:**
 Members, under and over 13 years of age, 36.
 Ministers, 66, 68.
 Languages used in church services, 74, 79.
 General statistics, 142, 526.
- Bullockites. *See* Freewill Baptists (Bullockites).
- Butte, Mont., 332, 337, 370.
- California: Sunday schools, 61, 63, 64; foreign languages, 86; population, organizations, members, value of church property, debt on church property, and value of parsonages, with per cent distribution and rank, 103-105; members in principal denominations, 113; members in Negro organizations, 139; general statistics, 148, 149, 154-157. *See also* States.
- Cambridge, Mass., 330, 336, 372.
 Camden, N. J., 330, 336, 372.
 Canton, Ohio, 330, 336, 372.
- Catholic Apostolic Church:**
 Members, under and over 13 years of age, 36.
 Ministers, 66.
 Languages used in church services, 74, 78.
 General statistics, 142, 339-341, 526.
- Catholic Church of North America:**
 Members, over 13 years of age, 37.
 Ministers, 66.
 Languages used in church services, 76, 80.
 General statistics, 146, 348-350, 530.
- Cedar Rapids, Iowa, 332, 337, 374.
- Central Conference of Mennonites:**
 Members, under and over 13 years of age, 37.
 Ministers, 66.
 Languages used in church services, 75, 80.
 General statistics, 144, 528.
- Central Illinois Conference of Mennonites,** name changed to Central Conference of Mennonites, 14.
- Charleston, S. C., 330, 336, 374.
 Charlotte, N. C., 332, 337, 374.
 Chattanooga, Tenn., 332, 337, 376.
 Chelsea, Mass., 332, 337, 376.
 Chester, Pa., 332, 337, 376.
 Chicago, Ill., 330, 336, 378.
 Chicopee, Mass., 332, 337, 380.
- Chinese language, use of, in church services, 85. *See also* languages under each denomination, 78-82.
- Chinese temples, failure to obtain statistics, 14; statistics for 1906 and 1890, 526.
- Christadelphians:**
 Members, under and over 13 years of age, 36.
 Languages used in church services, 74, 78.
 General statistics, 142, 526.
- Christian and Missionary Alliance:**
 Members, under and over 13 years of age, 36.
 Ministers, 66, 68, 72.
 Languages used in church services, 74, 78.
 Work, home, 90; foreign, 96; contributions, 99.
 General statistics, 142, 339-341, 526.
- Christian Catholic Church in Zion,** omission of, 15; statistics for 1906, 526.
- Christian Church (American Christian Convention):**
 Organizations, 25.
 Members, 30, 36.
 Church edifices, 42.
 Value of church property, 45.
 Debt on church property, 49.
 Parsonages, 52.
 Church expenditures, 56.
 Sunday schools, officers and teachers, scholars, 59.
 Ministers, 66, 68, 72.
 Languages used in church services, 74.
 Work, home, 90, 91; foreign, 96, 97; contributions, 99.
 Negro organizations, 130-138.
 General statistics, 142, 339-341, 526, 538; Negro, 554, 578.
- Christian Congregation:**
 Members, under and over 13 years of age, 36.
 Ministers, 66, 68.
 Languages used in church services, 74.
 General statistics, 144, 528.
- Christian Israelite Church,** omission of, 15; statistics for 1906, 526.
- Christian Missionary Association,** statistics for 1890 only, 526.
- Christian Reformed Church:**
 Organizations, 26.
 Members, 30, 38.
 Church edifices, 43.
 Value of church property, 46.
 Debt on church property, 50.
 Parsonages, 53.
 Church expenditures, 57.
 Sunday schools, officers and teachers, scholars, 60.
 Ministers, 66, 69, 72.
 Languages used in church services, 76, 81, 83.
 Work, home, 92, 93; contributions, 100.
 General statistics, 146, 348-350, 530, 550.
- Christian Union:**
 Organizations, 25.
 Members, 30, 36.
 Church edifices, 42.
 Value of church property, 45.
 Debt on church property, 49.
 Parsonages, 52.
 Church expenditures, 56.
 Sunday schools, officers and teachers, scholars, 59.
 Ministers, 66, 68, 72.
 Languages used in church services, 74.
 Work, home, 90, 91; contributions, 99.
 General statistics, 142, 526, 538.
- Christians (Christian Connection),** name changed to Christian Church (American Christian Convention), 14.
- Church edifices,** comparative statistics for 1870, 1860, and 1850, 24; definition of term, 42; number, per cent distribution, and increase, 1890-1916, by principal denominations, 42, 43; denominations showing large increases, 44; by classes of cities, 117-119. *See also* general tables.
 — Negro, number of, per cent distribution, and increase, by specified denominations, 1890-1916, 134. *See also* general tables.
- Church expenditures,** first report in 1916, 55; items included in report, 55; amount expended, average per organization, and detail of expenditures, 56, 57; rank by denominations, 58; by classes of cities, 117-119. *See also* general tables.
 — Negro organizations reporting, amount reported, and average per organization, by specified denominations, 137. *See also* general tables.

- Church of Christ in God (Church of the Living God), consolidated with Church of the Living God, Christian Workers for Fellowship, 14; statistics for 1906, 526, 578.
- Church of Christ, Scientist, omission of, 14; statistics for 1906 and 1890, 526.
- Church of Daniel's Band:
Members, under and over 13 years of age, 36.
Ministers, 66.
Languages used in church services, 74.
General statistics, 144, 528.
- Church of God (Adventist):
Members, under and over 13 years of age, 36.
Ministers, 66, 68.
Languages used in church services, 74.
Work, home, 90, 91; foreign, 96; contributions, 99.
General statistics, 142, 526.
- Church of God and Saints of Christ:
Members, under and over 13 years of age, 36.
Ministers, 66.
Languages used in church services, 74.
Negro organizations, 130.
General statistics, 142, 526; Negro, 554, 578.
- Church of God as Organized by Christ:
Members, under and over 13 years of age, 36.
Ministers, 66.
Languages used in church services, 74, 79.
General statistics, 144, 528.
- Church of God in Christ (Mennonite):
Members, over 13 years of age, 37.
Ministers, 66.
Languages used in church services, 75, 80.
General statistics, 144, 528.
- Church of God (New Dunkers):
Members, under and over 13 years of age, 36.
Ministers, 66, 68.
Languages used in church services, 74.
General statistics, 142, 526.
- Church of Jesus Christ of Latter Day Saints:
Organizations, 25.
Members, 30, 37.
Church edifices, 43.
Value of church property, 45.
Debt on church property, 49.
Parsonages, 52.
Church expenditures, 56.
Sunday schools, officers and teachers, scholars, 59.
Ministers, 66.
Languages used in church services, 75, 79.
Work, home, 90, 91; foreign, 96, 97; contributions, 99.
General statistics, 144, 342-344, 528, 541.
- Church of the Brethren (Conservative Dunkers):
Organizations, 25.
Members, 30, 36.
Church edifices, 42.
Value of church property, 45.
Debt on church property, 49.
Parsonages, 52.
Church expenditures, 56.
Sunday schools, officers and teachers, scholars, 59.
Ministers, 66, 68, 71, 72.
Languages used in church services, 74, 78.
Work, home, 90, 91; foreign, 96, 97; contributions, 99.
General statistics, 142, 336-338, 526, 537.
- Church of the Living God:
Members, under and over 13 years of age, 36.
Ministers, 66.
Languages used in church services, 74.
Negro organizations, 130.
General statistics, 142, 526; Negro, 554, 578.
- Church of the Living God, Apostolic Church, name changed to Church of the Living God, General Assembly, 14.
- Church of the Living God, Christian Workers for Fellowship:
Members, under and over 13 years of age, 36.
Ministers, 66.
Languages used in church services, 74.
Negro organizations, 130-138.
General statistics, 142, 339-341, 526, 538; Negro, 554, 578.
- Church of the Living God (Christian Workers for Friendship), name changed to Church of the Living God, Christian Workers for Fellowship, 14.
- Church of the Living God, General Assembly:
Members, under and over 13 years of age, 36.
Ministers, 66.
Languages used in church services, 74.
Negro organizations, 130.
General statistics, 142, 526; Negro, 554, 578.
- Church of the Lutheran Brethren of America (Norwegian):
Members, over 13 years of age, 37.
Ministers, 66, 69, 72.
Languages used in church services, 75, 80.
Work, home, 90, 91; foreign, 96, 97; contributions, 100.
General statistics, 144, 528.
- Church of the United Brethren in Christ:
Organizations, 26.
Members, 30, 38.
Church edifices, 43.
Value of church property, 46.
Debt on church property, 50.
Parsonages, 53.
Church expenditures, 57.
Sunday schools, officers and teachers, scholars, 60.
Ministers, 67, 69, 72.
Languages used in church services, 76, 82.
Work, home, 92, 93; foreign, 96, 97; contributions, 100.
Negro organizations, 130.
General statistics, 146, 351-353, 530, 551; Negro, 578.
- Church of the United Brethren in Christ (Old Constitution):
Organizations, 26.
Members, 30, 38.
Church edifices, 43.
Value of church property, 46.
Debt on church property, 50.
Parsonages, 53.
Church expenditures, 57.
Sunday schools, officers and teachers, scholars, 60.
Ministers, 67, 69, 72.
Languages used in church services, 76, 82.
Work, home, 92, 93; foreign, 96, 97; contributions, 100.
General statistics, 146, 530, 551.
- Church of the Universal Messianic Message:
Members, under and over 13 years of age, 36.
Ministers, 66.
Languages used in church services, 74.
General statistics, 142, 526.
- Church property. *See* Church edifices, Value of church property, and Debt on church property.
- Church Transcendent:
Members, over 13 years of age, 36.
Ministers, 66.
Languages used in church services, 75.
General statistics, 144, 528.
- Church Triumphant (Koshihan Ecclesia), statistics for 1890 only, 526.
- Church Triumphant (Schweinfurth), statistics for 1890 only, 526.
- Churches of Christ:
Organizations, 25.
Members, 30, 36.
Church edifices, 42.
Value of church property, 45.
Debt on church property, 49.
Parsonages, 52.
Church expenditures, 56.
Sunday schools, officers and teachers, scholars, 59.
Ministers, 66.
Languages used in church services, 74, 78.
Work, home, 90, 91.
Negro organizations, 130.
General statistics, 142, 339-341, 526, 538; Negro, 554, 578.
- Churches of God (Adventist), Unattached Congregations, omission of, 15; statistics for 1906 and 1890, 526.
- Churches of God, General Assembly:
Members, under and over 13 years of age, 36.
Ministers, 66.
Languages used in church services, 74, 78.
Negro organizations, 130.
General statistics, 142, 526; Negro, 554, 578.
- Churches of God in Christ Jesus:
Members, under and over 13 years of age, 36.
Ministers, 66, 68, 72.
Languages used in church services, 74.
General statistics, 142, 526.
- Churches of God in North America, General Eldership of the:
Organizations, 25.
Members, 30, 36.
Church edifices, 42.
Value of church property, 45.
Debt on church property, 49.
Parsonages, 52.
Church expenditures, 56.
Sunday schools, officers and teachers, scholars, 59.
Ministers, 66, 68, 72.
Languages used in church services, 74, 78.
Work, home, 90, 91; foreign, 96, 97; contributions, 99.
Negro organizations, 130.
General statistics, 142, 526, 538; Negro, 554, 578.
- Cincinnati, Ohio, 330, 336, 380.
- Cities: General statistics for all denominations, organizations, members, places of worship, value of church property, debt on church property, parsonages, expenditures for year, Sunday schools, officers and teachers, and scholars, 117-119; principal denominations in cities of 100,000 inhabitants or more, 123-127. *See also* general tables.
- Cleveland, Ohio, 330, 336, 380.
- Clinton, Iowa, 332, 337, 382.
- Colleges, academies, etc., number and students, by denominations, domestic, 90-93; foreign, 96, 97.
- Colorado: Sunday schools, 61, 63, 64; foreign languages, 86; population, organizations, members, value of church property, debt on church property, and value of parsonages, with per cent distribution and rank, 103-105; members in principal denominations, 113; members in Negro organizations, 139; general statistics, 1-18, 149, 156-159. *See also* States.
- Colorado Springs, Colo., 332, 337, 382.
- Colored Congregational Methodist Church, statistics for 1890 only, 130, 528, 578.
- Colored Cumberland Presbyterian Church:
Organizations, 26.
Members, 30, 37.
Church edifices, 43.
Value of church property, 46.
Debt on church property, 49.
Parsonages, 53.
Church expenditures, 56.

- Colored Cumberland Presbyterian Church—Continued.
 Sunday schools, officers and teachers, scholars, 59.
 Ministers, 66, 69, 72.
 Languages used in church services, 76.
 Work, home, 92, 93; contributions, 100.
 Negro organizations, 130-138.
 General statistics, 146, 530, 548; Negro, 554, 578.
- Colored Free Will Baptists:
 Organizations, 25.
 Members, 30, 36.
 Church edifices, 42.
 Value of church property, 45.
 Debt on church property, 49.
 Parsonages, 52.
 Church expenditures, 56.
 Sunday schools, officers and teachers, scholars, 59.
 Ministers, 66, 68, 72.
 Languages used in church services, 74.
 Negro organizations, 130-138.
 General statistics, 142, 526, 536; Negro, 554, 578.
- Colored Methodist Episcopal Church:
 Organizations, 25.
 Members, 30, 37.
 Church edifices, 43.
 Value of church property, 45.
 Debt on church property, 49.
 Parsonages, 53.
 Church expenditures, 56.
 Sunday schools, officers and teachers, scholars, 59.
 Ministers, 66, 69, 71, 72.
 Languages used in church services, 75.
 Work, home, 90, 91; contributions, 100.
 Negro organizations, 130-138.
 General statistics, 146, 345-347, 528, 547; Negro, 554, 578.
- Colored Methodist Protestant Church:
 Members, under and over 13 years of age, 37.
 Ministers, 66, 69, 72.
 Languages used in church services, 75.
 Negro organizations, 130.
 General statistics, 146, 528; Negro, 554, 578.
- Colored Primitive Baptists:
 Organizations, 25.
 Members, 30, 36.
 Church edifices, 42.
 Value of church property, 45.
 Debt on church property, 49.
 Parsonages, 52.
 Church expenditures, 56.
 Sunday schools, officers and teachers, scholars, 59.
 Ministers, 66.
 Languages used in church services, 74.
 Negro organizations, 130-138.
 General statistics, 142, 526, 537; Negro, 554, 578.
- Columbia, S. C., 332, 337, 384.
 Columbus, Ohio, 330, 336, 384.
 Comparative statistics of denominations, 1870, 1860, and 1850, 24; 1916, 1906, and 1890, 526-531; by states, 532, 533.
 Conference of the Defenseless Mennonites of North America:
 Members, over 13 years of age, 37.
 Ministers, 66.
 Languages used in church services, 75, 80.
 General statistics, 144, 528.
- Congregational Churches:
 Organizations, 25.
 Members, 30, 36.
 Church edifices, 42.
 Value of church property, 45.
 Debt on church property, 49.
 Parsonages, 52.
 Church expenditures, 56.
- Congregational Churches.—Continued.
 Sunday schools, officers and teachers, scholars, 59.
 Ministers, 66, 68, 72.
 Languages used in church services, 74, 78, 79, 83.
 Work, home, 90, 91; foreign, 96, 97; contributions, 99.
 Negro organizations, 130-138.
 General statistics, 142, 339-341, 526, 539; Negro, 554, 578.
- Congregational Methodist Church:
 Organizations, 25.
 Members, 30, 37.
 Church edifices, 43.
 Value of church property, 45.
 Debt on church property, 49.
 Parsonages, 53.
 Church expenditures, 56.
 Sunday schools, officers and teachers, scholars, 59.
 Ministers, 66, 69, 72.
 Languages used in church services, 75.
 Work, home, 90, 91; foreign, 96; contributions, 100.
 General statistics, 144, 528, 546; Negro, 578.
- Congregationalists, name changed to Congregational Churches, 14.
- Connecticut: Sunday schools, 61, 62, 64; foreign languages, 86; population, organizations, members, value of church property, debt on church property, and value of parsonages, with per cent distribution and rank, 103-105; members in principal denominations, 108; members in Negro organizations, 139; general statistics, 148, 149, 158, 159. *See also* States.
- Conservative Amish Mennonite Church:
 Members, over 13 years of age, 37.
 Ministers, 66.
 Languages used in church services, 75, 80.
 General statistics, 144, 528.
- Contributions, for domestic work, 90-93; foreign, 96, 97; comparison, by denominations, 99, 100.
- Council Bluffs, Iowa, 332, 337, 386.
- Counties, membership as compared with population, 115, 116, 238.
- Covington, Ky., 330, 336, 386.
- Croatian language, use of, in church services, 81, 85.
- Cults, unorganized, omission of, 11.
- Cumberland Presbyterian Church:
 Organizations, 26.
 Members, 30, 37.
 Church edifices, 43.
 Value of church property, 46.
 Debt on church property, 49.
 Parsonages, 53.
 Church expenditures, 56.
 Sunday schools, officers and teachers, scholars, 59.
 Ministers, 66, 69, 72.
 Languages used in church services, 76, 81.
 Work, home, 92, 93; foreign, 96, 97; contributions, 100.
 Negro organizations, 130.
 General statistics, 146, 348-350, 530, 548; Negro, 578.
- Dallas, Tex., 330, 336, 386.
- Danish Evangelical Lutheran Church in America:
 Organizations, 25.
 Members, 30, 37.
 Church edifices, 43.
 Value of church property, 45.
 Debt on church property, 49.
 Parsonages, 53.
 Church expenditures, 56.
 Sunday schools, officers and teachers, scholars, 59.
- Danish Evangelical Lutheran Church in America—Continued.
 Ministers, 66, 69, 72.
 Languages used in church services, 75, 80.
 Work, home, 90, 91; foreign, 96, 97; contributions, 100.
 General statistics, 144, 345-347, 528, 544.
 Danish language, use of, in church services, 85. *See also* languages under each denomination, 78-82.
- Danville, Ill., 332, 337, 388.
- Davenport, Iowa, 332, 337, 388.
- Dayton, Ohio, 330, 336, 388.
- Debt on church property, first report in 1906, 48; explanation of term, 48; number of organizations reporting, amount reported, comparison with value of church property, and increase, by principal denominations, 1906-1916, 49, 50; tendency to contract, 50, 51; advances by denominational societies, 51; increase in amount, 51; amount, per cent distribution, and rank, by states, 105; average per organization, by states, 106; by classes of cities, 117-119. *See also* general tables.
- Negro, number of organizations reporting, amount reported, comparison with value of church property, and increase, by specified denominations, 1906-1916, 135. *See also* general tables.
- Decatur, Ill., 332, 337, 390.
- Defenseless Mennonites:
 Members, under and over 13 years of age, 37.
 Ministers, 66.
 Languages used in church services, 75, 80.
 Work, home, 90; foreign, 96, 97; contributions, 100.
 General statistics, 144, 528.
- Delaware: Sunday schools, 61, 63, 64; foreign languages, 86; population, organizations, members, value of church property, debt on church property, and value of parsonages, with per cent distribution and rank, 103-105; members in principal denominations, 110; members in Negro organizations, 139; general statistics, 148, 149, 158-161. *See also* States.
- Denominational families, omission of totals for family groups, 14; changes in names, 15.
- Denominations, number of, 14; changes in names since 1906, 14.
- Denver, Colo., 330, 336, 390.
- Des Moines, Iowa, 330, 336, 392.
- Detroit, Mich., 330, 336, 392.
- Disciples of Christ:
 Organizations, 25.
 Members, 30, 36.
 Church edifices, 42.
 Value of church property, 45.
 Debt on church property, 49.
 Parsonages, 52.
 Church expenditures, 56.
 Sunday schools, officers and teachers, scholars, 59.
 Ministers, 66, 68, 72.
 Languages used in church services, 74, 79.
 Work, home, 90, 91; foreign, 96, 97; contributions, 99.
 Negro organizations, 130-138.
 General statistics, 142, 339-341, 526, 539; Negro, 554, 578.
- District of Columbia: Sunday schools, 61, 63, 64; foreign languages, 86; population, organizations, members, value of church property, debt on church property, and value of parsonages, with per cent distribution and rank, 103-105; members in principal denominations, 110; members in Negro organizations, 139; general statistics, 148, 149, 160, 161. *See also* States.
- Domestic work. *See* Work.
- Dubuque, Iowa, 332, 337, 394.

- Duck River and Kindred Associations of Baptists (Baptist Church of Christ):
 Members, over 13 years of age, 36.
 Ministers, 66.
 Languages used in church services, 74.
 General statistics, 142, 526, 536.
- Duluth, Minn., 330, 336, 394.
- Dutch language, use of, in church services, 85. *See also* languages under each denomination, 78-82.
- Dutch Reformed Church. *See* Reformed Church in America.
- East Orange, N. J., 332, 337, 396.
- East St. Louis, Ill., 330, 336, 396.
- Easton, Pa., 332, 337, 396.
- Education, amount contributed, by denominations, 90-93; value of property and endowments, 90-93.
- Eielsen's Synod. *See* Evangelical Lutheran Church in America, Eielsen's Synod.
- El Paso, Tex., 332, 337, 398.
- Elgin, Ill. 332, 337, 398.
- Elizabeth, N. J., 330, 336, 398.
- Elmira, N. Y., 332, 337, 400.
- English language, use of, in church services, 74-76. *See also* languages under each denomination, 78-82.
- Erie, Pa., 330, 336, 400.
- Esthonian language. *See* Finnish.
- Evangelical Adventists, omission of, 15; statistics for 1906 and 1890, 526.
- Evangelical Association:
 Organizations, 25.
 Members, 30, 36.
 Church edifices, 42.
 Value of church property, 45.
 Debt on church property, 49.
 Parsonages, 52.
 Church expenditures, 56.
 Sunday schools, officers and teachers, scholars, 59.
 Ministers, 66, 68, 72.
 Languages used in church services, 74, 79, 83.
 Work, home, 90, 91; foreign, 96, 97; contributions, 99.
 General statistics, 142, 339-341, 526, 540.
- Evangelical Lutheran Church in America, Eielsen's Synod:
 Members, over 13 years of age, 37.
 Ministers, 66, 69.
 Languages used in church services, 75, 79.
 Work, home, 90, 91; foreign, 96; contributions, 100.
 General statistics, 144, 528.
- Evangelical Lutheran Jehovah Conference:
 Members, over 13 years of age, 37.
 Ministers, 66, 69, 72.
 Languages used in church services, 75, 80.
 General statistics, 144, 528.
- Evangelical Lutheran Joint Synod of Ohio and Other States:
 Organizations, 25.
 Members, 30, 37.
 Church edifices, 43.
 Value of church property, 45.
 Debt on church property, 49.
 Parsonages, 53.
 Church expenditures, 56.
 Sunday schools, officers and teachers, scholars, 59.
 Ministers, 66, 69, 72.
 Languages used in church services, 75, 79, 83.
 Work, home, 90, 91; foreign, 96, 97; contributions, 99.
 General statistics, 144, 345-347, 528, 543.
- Evangelical Lutheran Synod of Iowa and Other States:
 Organizations, 25.
 Members, 30, 37.
 Church edifices, 43.
- Evangelical Lutheran Synod of Iowa and Other States—Continued.
 Value of church property, 45.
 Debt on church property, 49.
 Parsonages, 53.
 Church expenditures, 56.
 Sunday schools, officers and teachers, scholars, 59.
 Ministers, 66, 69, 72.
 Languages used in church services, 75, 79, 83.
 Work, home, 90, 91; foreign, 96, 97; contributions, 100.
 General statistics, 144, 345-347, 528, 543.
- Evangelical Lutheran Synod of Michigan and Other States, consolidated with different Lutheran synods, 14; statistics for 1906 and 1890, 528.
- Evangelical Lutheran Synodical Conference of America:
 Organizations, 25.
 Members, 30, 37.
 Church edifices, 43.
 Value of church property, 45.
 Debt on church property, 49.
 Parsonages, 52.
 Church expenditures, 56.
 Sunday schools, officers and teachers, scholars, 59.
 Ministers, 66, 68, 72.
 Languages used in church services, 75, 79, 83.
 Work, home, 90, 91; foreign, 96, 97; contributions, 99.
 Negro organizations, 130.
 General statistics, 144, 342-344, 528, 542; Negro, 554, 578.
- Evangelical Protestant Church of North America:
 Organizations, 25.
 Members, 30, 36.
 Church edifices, 42.
 Value of church property, 45.
 Debt on church property, 49.
 Parsonages, 52.
 Church expenditures, 56.
 Sunday schools, officers and teachers, scholars, 59.
 Ministers, 66, 68, 72.
 Languages used in church services, 74, 79.
 Work, home, 90; contributions, 99.
 General statistics, 142, 339-341, 526, 540.
- Evangelical Union of Bohemian and Moravian Brethren in North America:
 Members, over 13 years of age, 37.
 Ministers, 66.
 Languages used in church services, 75, 80.
 Work, home, 92, 93; foreign, 96, 97; contributions, 100.
 General statistics, 146, 530.
- Evangelist Missionary Church, statistics for 1890 only, 130, 528, 578.
- Evansville, Ind., 330, 336, 400.
- Everett, Mass., 332, 337, 400.
- Fall River, Mass., 330, 336, 402.
- Finnish Evangelical Lutheran Church of America, or Suomi Synod:
 Organizations, 25.
 Members, 30, 37.
 Church edifices, 43.
 Value of church property, 45.
 Debt on church property, 49.
 Parsonages, 53.
 Church expenditures, 56.
 Sunday schools, officers and teachers, scholars, 59.
 Ministers, 66, 69, 72.
 Languages used in church services, 75, 80.
 Work, home, 90, 91; foreign, 96, 97; contributions, 100.
 General statistics, 144, 528, 544.
- Finnish Evangelical Lutheran National Church:
 Members, over 13 years of age, 37.
 Ministers, 66, 69.
 Languages used in church services, 75, 80.
 Work, home, 90, 91; foreign, 96, 97; contributions, 100.
 General statistics, 144, 528, 544.
- Finnish language, use of, in church services, 85. *See also* languages under each denomination, 78-82.
- Fitchburg, Mass., 332, 337, 402.
- Flemish language, use of, in church services, 85. *See also* languages under each denomination, 78-82.
- Flint, Mich., 332, 337, 402
- Florida: Sunday schools, 61, 63, 64; foreign languages, 86; population, organizations, members, value of church property, debt on church property, and value of parsonages, with per cent distribution and rank, 103-105; members in principal denominations, 111; members in Negro organizations, 139; general statistics, 148, 149, 160-163. *See also* States.
- Foreign Work. *See* Work.
- Fort Wayne, Ind., 330, 336, 404.
- Fort Worth, Tex., 330, 336, 404.
- Free Baptists:
 Organizations, 25.
 Members, 30, 36.
 Church edifices, 42.
 Value of church property, 45.
 Debt on church property, 49.
 Parsonages, 52.
 Church expenditures, 56.
 Sunday schools, officers and teachers, scholars, 59.
 Ministers, 66, 68, 72.
 Languages used in church services, 74.
 Work. *See* Northern Baptist Convention.
 Negro organizations, 130.
 General statistics, 142, 336-338, 526, 535; Negro, 578.
- Free Christian Zion Church of Christ:
 Members, under and over 13 years of age, 37.
 Ministers, 66, 68, 72.
 Languages used in church services, 75.
 Negro organizations, 130-138.
 General statistics, 144, 528, 540; Negro, 554, 578.
- Free Methodist Church of North America:
 Organizations, 25.
 Members, 30, 37.
 Church edifices, 43.
 Value of church property, 45.
 Debt on church property, 49.
 Parsonages, 53.
 Church expenditures, 56.
 Sunday schools, officers and teachers, scholars, 59.
 Ministers, 66, 69, 72.
 Languages used in church services, 75, 80.
 Work, home, 90, 91; foreign, 96, 97; contributions, 100.
 General statistics, 144, 345-347, 528, 546.
- Free Will Baptists:
 Organizations, 25.
 Members, 30, 36.
 Church edifices, 42.
 Value of church property, 45.
 Debt on church property, 49.
 Parsonages, 52.
 Church expenditures, 56.
 Sunday schools, officers and teachers, scholars, 59.
 Ministers, 66, 68, 72.
 Languages used in church services, 74.
 General statistics, 142, 526, 536.
- Free Will Baptists (Bullockites):
 Members, over 13 years of age, 36.
 Ministers, 66, 68.

- Free Will Baptists (Bullockites)—Con.**
Languages used in church services, 74.
General statistics, 142, 526.
- French language, use of, in church services,**
85. *See also* languages under each denomination, 78-82.
- Friends (Primitive):**
Members, over 13 years of age, 37.
Languages used in church services, 75.
General statistics, 144, 528.
- Gaelic language, use of, in church services,**
85. *See also* languages under each denomination, 78-82.
- Galveston, Tex.,** 332, 337, 404.
- General Baptists:**
Organizations, 25.
Members, 30, 36.
Church edifices, 42.
Value of church property, 45.
Debt on church property, 49.
Parsonages, 52.
Church expenditures, 56.
Sunday schools, officers and teachers, scholars, 59.
Ministers, 66, 68, 72.
Languages used in church services, 74.
Work, home, 90, 91; foreign, 96; contributions, 99.
General statistics, 142, 526, 536.
- General Church of the New Jerusalem:**
Members, over 13 years of age, 36.
Ministers, 66.
Languages used in church services, 74.
Work, home, 90, 91; foreign, 96; contributions, 99.
General statistics, 142, 526.
- General Conference of Mennonites of North America:**
Organizations, 25.
Members, 30, 37.
Church edifices, 43.
Value of church property, 45.
Debt on church property, 49.
Parsonages, 53.
Church expenditures, 56.
Sunday schools, officers and teachers, scholars, 59.
Ministers, 66, 69, 72.
Languages used in church services, 75, 80.
Work, home, 90, 91; foreign, 96, 97; contributions, 100.
General statistics, 144, 528, 545.
- General Convention of the New Jerusalem in the United States of America:**
Members, under and over 13 years of age, 36.
Ministers, 66, 68, 72.
Languages used in church services, 74, 78.
Work, home, 90, 91; foreign, 96, 97; contributions, 99.
General statistics, 142, 339-341, 526, 539.
- General Council of the Evangelical Lutheran Church in North America:**
Organizations, 25.
Members, 30, 37.
Church edifices, 43.
Value of church property, 45.
Debt on church property, 49.
Parsonages, 52.
Church expenditures, 56.
Sunday schools, officers and teachers, scholars, 59.
Ministers, 66, 68, 72.
Languages used in church services, 75, 79, 83.
Work, home, 90, 91; foreign, 96, 97; contributions, 99.
General statistics, 144, 342-344, 528, 542.
- Georgia:** Sunday schools, 61, 63, 64; foreign languages, 86; population, organizations, members, value of church property, debt on church property, and value of parsonages, with per cent distribution and rank, 103-105; members in principal denominations, 111; members in Negro organizations, 139; general statistics, 148, 149, 162-165. *See also* States.
- German Augsburg Synod (Lutheran), statistics for 1890 only,** 528.
- German Baptist Brethren (Conservative), name changed to Church of the Brethren (Conservative Dunkers),** 14.
- German Evangelical Lutheran Synod of Texas, consolidated with different Lutheran synods,** 14; statistics for 1906, 528.
- German Evangelical Protestant Ministers' Association, consolidated with Evangelical Protestant Church of North America,** 14; statistics for 1906 and 1890, 526.
- German Evangelical Protestant Ministers' Conference, consolidated with Evangelical Protestant Church of North America,** 14; statistics for 1906 and 1890, 526.
- German Evangelical Synod of North America:**
Organizations, 25.
Members, 30, 37.
Church edifices, 43.
Value of church property, 45.
Debt on church property, 49.
Parsonages, 52.
Church expenditures, 56.
Sunday schools, officers and teachers, scholars, 59.
Ministers, 66, 68, 72.
Languages used in church services, 75, 79, 83.
Work, home, 90, 91; foreign, 96, 97; contributions, 99.
General statistics, 144, 342-344, 528, 541.
- German language, use of, in church services,** 85. *See also* languages under each denomination, 78-82.
- German Reformed Church. *See* Reformed Church in the United States.**
- German Seventh Day Baptists:**
Members, under and over 13 years of age, 36.
Ministers, 66, 68.
Languages used in church services, 74, 78.
Work, home, 90, 91; contributions, 99.
General statistics, 142, 526.
- Gospel Mission, consolidated with Christian and Missionary Alliance,** 14; statistics for 1906, 526.
- Grand Rapids, Mich.,** 330, 336, 406.
- Greek language, use of, in church services,** 85. *See also* languages under each denomination, 78-82.
- Greek Orthodox Church (Hellenic):**
Organizations, 25.
Members, 30, 36.
Church edifices, 42.
Value of church property, 45.
Debt on church property, 49.
Parsonages, 52.
Church expenditures, 56.
Sunday schools, officers and teachers, scholars, 59.
Ministers, 66, 68, 72.
Languages used in church services, 74, 79, 83.
General statistics, 142, 339-341, 526, 539.
- Green Bay, Wis.,** 332, 338, 406.
- Halls, etc., explanation of term,** 42; by classes of cities, 117. *See also* general tables.
- Hamilton, Ohio,** 332, 338, 408.
- Harmony Society, statistics for 1890 only,** 526.
- Harrisburg, Pa.,** 330, 337, 408.
- Hartford, Conn.,** 330, 337, 408.
- Hauge's Norwegian Evangelical Lutheran Synod:**
Organizations, 25.
Members, 30, 37.
Church edifices, 43.
Value of church property, 45.
Debt on church property, 49.
Parsonages, 52.
Church expenditures, 56.
Sunday schools, officers and teachers, scholars, 59.
Ministers, 66, 69, 72.
Languages used in church services, 75, 79.
Work, home, 90, 91; foreign, 96, 97; contributions, 99.
General statistics, 144, 342-344, 528, 543.
- Haverhill, Mass.,** 332, 338, 410.
- Hazleton, Pa.,** 332, 338, 410.
- Heavenly Recruit Church, omission of,** 15; statistics for 1906, 528.
- Hebrew language, use of, in church services,** 85. *See also* languages under each denomination, 78-82.
- Hephzibah Faith Missionary Association:**
Members, under and over 13 years of age, 36.
Ministers, 66, 68, 72.
Languages used in church services, 75.
Work, home, 90, 91; foreign, 96, 97; contributions, 99.
General statistics, 144, 528.
- History, doctrine, etc., all denominations. *See* Part II.**
- Hoboken, N. J.,** 332, 337, 410.
- Holiness Church:**
Members, under and over 13 years of age, 37.
Ministers, 66.
Languages used in church services, 75.
General statistics, 144, 528.
- Holy Rollers,** 11.
- Holyoke, Mass.,** 332, 337, 412.
- Home missions, amount contributed, by denominations, 90-93; number of missionaries, 90-93; number of churches aided, 90-93.**
- Hospitals, etc., number and inmates, 90-93.**
- Houston, Tex.,** 332, 337, 412.
- Hungarian language. *See* Magyar.**
- Hungarian Reformed Church in America:**
Members, over 13 years of age, 38.
Ministers, 66, 69, 72.
Languages used in church services, 76, 81.
General statistics, 146, 348-350, 530, 550.
- Huntington, W. Va.,** 334, 338, 412.
- Hutterian Brethren:**
Members, over 13 years of age, 37.
Ministers, 66.
Languages used in church services, 75, 80.
General statistics, 144, 528.

- Icelandic Evangelical Lutheran Synod in North America:
 Members, over 13 years of age, 37.
 Ministers, 66, 69.
 Languages used in church services, 75, 80.
 Work, home, 90, 91; foreign, 96; contributions, 100.
 General statistics, 144, 528.
- Icelandic language. *See* Danish.
- Idaho: Sunday schools, 61, 63, 64; foreign languages, 86; population, organizations, members, value of church property, debt on church property, and value of parsonages, with per cent distribution and rank, 103-105; members in principal denominations, 112; members in Negro organizations, 139; general statistics, 148, 149, 164, 165. *See also* States.
- Illinois: Sunday schools, 61, 62, 64; foreign languages, 86; population, organizations, members, value of church property, debt on church property, and value of parsonages, with per cent distribution and rank, 103-105; members in principal denominations, 109; members in Negro organizations, 139; general statistics, 148, 149, 164-169. *See also* States.
- Immanuel Synod of the Evangelical Lutheran Church in North America:
 Members, over 13 years of age, 37.
 Ministers, 66, 69, 72.
 Languages used in church services, 75, 80.
 Work, home, 90, 91; contributions, 100.
 General statistics, 144, 528.
- Independent Bohemian and Moravian Brethren Churches:
 Members, over 13 years of age, 37.
 Ministers, 66, 69.
 Languages used in church services, 75, 80.
 General statistics, 146, 530.
- Independent churches:
 Organizations, 25.
 Members, 30, 37.
 Church edifices, 43.
 Value of church property, 45.
 Debt on church property, 49.
 Parsonages, 52.
 Church expenditures, 56.
 Sunday schools, officers and teachers, scholars, 59.
 Ministers, 66, 68, 72.
 Languages used in church services, 75, 79.
 Negro organizations, 130.
 General statistics, 144, 342-344, 528, 541; Negro, 554, 578.
- Independent congregations (Lutheran), statistics for 1890 only, 528, 578.
- Independent Methodists, statistics for 1890 only, 130, 528, 578.
- Indian (American) language, use of, in church services, 85. *See also* languages under each denomination, 78-82.
- Indiana: Sunday schools, 61, 62, 64; foreign languages, 86; population, organizations, members, value of church property, debt on church property, and value of parsonages, with per cent distribution and rank, 103-105; members in principal denominations, 109; members in Negro organizations, 139; general statistics, 148, 149, 168-171. *See also* States.
- Indianapolis, Ind., 330, 336, 414.
- International Apostolic Holiness Church:
 Members, under and over 13 years of age, 37.
 Ministers, 66, 68, 72.
 Languages used in church services, 75, 79.
 Work, home, 90, 91; foreign, 96, 97; contributions, 99.
 General statistics, 144, 528, 541.
- International Apostolic Holiness Union, name changed to International Apostolic Holiness Church, 14.
- International Sunday School Association, 62.
- Iowa: Sunday schools, 61, 63, 64; foreign languages, 86; population, organizations, members, value of church property, debt on church property, and value of parsonages, with per cent distribution and rank, 103-105; members in principal denominations, 109; members in Negro organizations, 139; general statistics, 148, 149, 172-175. *See also* States.
- Iowa, Synod of. *See* Evangelical Synod of Iowa and Other States.
- Irvingites. *See* Catholic Apostolic Church.
- Italian language, use of, in church services, 85. *See also* languages under each denomination, 78-82.
- Jackson, Mich., 334, 338, 414.
- Jacksonville, Fla., 332, 337, 414.
- Jacobite Church (Assyrian):
 Members, under and over 13 years of age, 37.
 Ministers, 66, 68.
 Languages used in church services, 75, 79.
 General statistics, 144, 528.
- Jamestown, N. Y., 334, 338, 416.
- Japanese language, use of, in church services, 85. *See also* languages under each denomination, 78-82.
- Japanese temples:
 Members, under and over 13 years of age, 36.
 Ministers, 66.
 Languages used in church services, 74, 78.
 General statistics, 142, 339-341, 526, 537.
- Jersey City, N. J., 330, 336, 416.
- Jewish congregations:
 Organizations, 25.
 Members, 30, 37.
 Church edifices, 43.
 Value of church property, 45.
 Debt on church property, 49.
 Parsonages, 52.
 Church expenditures, 56.
 Sunday schools, officers and teachers, scholars, 59.
 Ministers, 66, 68, 72.
 Languages used in church services, 75, 79, 83.
 Work, home, 90, 91; contributions, 99.
 General statistics, 144, 342-344, 528, 541.
- Johnstown, Pa., 332, 337, 416.
- Joliet, Ill., 334, 338, 418.
- Joplin, Mo., 334, 338, 418.
- Kalamazoo, Mich., 334, 338, 420.
- Kansas: Sunday schools, 61, 63, 64; foreign languages, 86; population, organizations, members, value of church property, debt on church property, and value of parsonages, with per cent distribution and rank, 103-105; members in principal denominations, 110; members in Negro organizations, 139; general statistics, 148, 149, 174-177. *See also* States.
- Kansas City, Kans., 332, 337, 420.
- Kansas City, Mo., 330, 336, 420.
- Kentucky: Sunday schools, 61, 63, 64; foreign languages, 86; population, organizations, members, value of church property, debt on church property, and value of parsonages, with per cent distribution and rank, 103-105; members in principal denominations, 111; members in Negro organizations, 139; general statistics, 148, 149, 176-179. *See also* States.
- Kingston, N. Y., 334, 338, 422.
- Kleine Gemeinde:
 Members, over 13 years of age, 37.
 Ministers, 66.
 Languages used in church services, 75, 80.
 General statistics, 144, 528.
- Knoxville, Tenn., 334, 338, 422.
- Korean language, use of, in church services, 85. *See also* languages under each denomination, 78-82.
- Krimmer Brueder-Gemeinde:
 Members, over 13 years of age, 37.
 Ministers, 66.
 Languages used in church services, 75, 80.
 Work, home, 90; foreign, 96, 97; contributions, 100.
 General statistics, 144, 528.
- La Crosse, Wis., 334, 338, 422.
- Lancaster, Pa., 334, 338, 424.
- Languages used in church services, first report in 1906, 73; denominations using foreign languages and using English only, 74-77; foreign languages used in each denomination, 78-82; alphabetical list, 85; number of organizations and members using foreign languages, by divisions and states, 86.
- Lansing, Mich., 334, 338, 424.
- Lawrence, Mass., 332, 337, 426.
- Lettish language, use of, in church services, 85. *See also* languages under each denomination, 78-82.
- Lewiston, Me., 334, 338, 426.
- Lexington, Ky., 334, 338, 426.
- Life and Advent Union:
 Members, under and over 13 years of age, 36.
 Ministers, 66, 68, 72.
 Languages used in church services, 74.
 Work, home, 90, 91; contributions, 99.
 General statistics, 142, 526.
- Lima, Ohio, 334, 338, 426.
- Lincoln, Nebr., 334, 338, 428.
- Lithuanian language, use of, in church services, 85. *See also* languages under each denomination, 78-82.
- Lithuanian National Catholic Church:
 Members, under and over 13 years of age, 37.
 Ministers, 66, 68.
 Languages used in church services, 75, 79.
 General statistics, 144, 342-344, 528.
- Little Rock, Ark., 334, 338, 428.
- Little Russian language. *See* Ruthenian.
- Lorain, Ohio, 334, 338, 430.
- Los Angeles, Calif., 330, 336, 430.
- Louisiana: Sunday schools, 61, 63, 64; foreign languages, 86; population, organizations, members, value of church property, debt on church property, and value of parsonages, with per cent distribution and rank, 103-105; members in principal denominations, 112; members in Negro organizations, 139; general statistics, 148, 149, 178, 179. *See also* States.
- Louisville, Ky., 330, 336, 432.
- Lowell, Mass., 330, 336, 432.
- Lumber River Mission:
 Members, over 13 years of age, 36.
 Ministers, 66, 68.
 Languages used in church services, 75.
 General statistics, 144, 528.
- Lutheran Free Church (Norwegian):
 Organizations, 25.
 Members, 30, 37.
 Church edifices, 43.
 Value of church property, 45.
 Debt on church property, 49.
 Parsonages, 53.
 Church expenditures, 56.

- Lutheran Free Church (Norwegian)—Con.
 Sunday schools, officers and teachers, scholars, 59.
 Ministers, 66, 69, 72.
 Languages used in church services, 75, 80, 83.
 Work, home, 90, 91; foreign, 96, 97; contributions, 100.
 General statistics, 144, 345-347, 528, 544.
- Lutheran Synod of Buffalo:
 Members, over 13 years of age, 37.
 Ministers, 66, 69, 72.
 Languages used in church services, 75, 79.
 Work, home, 90, 91; foreign, 96, 97; contributions, 100.
 General statistics, 144, 528, 543.
- Lynchburg, Va., 334, 338, 432.
 Lynn, Mass., 332, 337, 434.
- McKeesport, Pa., 334, 338, 434.
 Macon, Ga., 334, 338, 434.
 Madison, Wis., 334, 338, 436.
- Magyar language, use of, in church services, 85. *See also* languages under each denomination, 78-82.
- Maine: Sunday schools, 61, 62, 64; foreign languages, 86; population, organizations, members, value of church property, debt on church property, and value of parsonages, with per cent distribution and rank, 103-105; members in principal denominations, 108; members in Negro organizations, 139; general statistics, 148, 149, 180, 181. *See also* States.
- Malden, Mass., 334, 338, 436.
 Manchester, N. H., 332, 337, 436.
- Maryland: Sunday schools, 61, 63, 64; foreign languages, 86; population, organizations, members, value of church property, debt on church property, and value of parsonages, with per cent distribution and rank, 103-105; members in principal denominations, 110; members in Negro organizations, 139; general statistics, 148, 149, 180-183. *See also* States.
- Massachusetts: Sunday schools, 61, 62, 64; foreign languages, 86; population, organizations, members, value of church property, debt on church property, and value of parsonages, with per cent distribution and rank, 103-105; members in principal denominations, 108; members in Negro organizations, 139; general statistics, 148, 149, 182-185. *See also* States.
- Members, definition of term, 28, 29; correction in number of, in the Roman Catholic Church, 29; number, per cent distribution, and increase, by principal denominations, 1890-1916, 29, 30; diagrams, 31; increase and rank of certain denominations, 33; classified as under and over 13 years of age, by denominations, 34-40; denominations reporting no children, 38; reported by sex, by principal denominations, 1916 and 1906, 40-42; denominations showing a high proportion of males, 41; number, per cent distribution and rank, by states, 104; average per organization by states, 106; in principal denominations by states, 108-113; in comparison with population, in certain counties, 115, 116; by classes of cities, 117-119; reported by sex, by classes of cities, 120; in principal denominations, by classes of cities, 121; diagram, per cent in principal cities and outside, 122; in principal denominations, for cities of 100,000 inhabitants or more, 123-127. *See also* general tables.
- Negro, number of, by denominations, 130; number, per cent distribution, and increase, by specified denominations, 1890-1906, 132; reported by sex, 133. *See also* general tables.
- Memphis, Tenn., 330, 336, 438.
- Mennonite Brethren Church of North America:
 Members, under and over 13 years of age, 37.
 Ministers, 66.
 Languages used in church services, 75, 80.
 Work, home, 90; foreign, 96, 97; contributions, 100.
 General statistics, 144, 528, 545.
- Mennonite Brethren in Christ:
 Members, under and over 13 years of age, 37.
 Ministers, 66, 69, 72.
 Languages used in church services, 75, 80.
 Work, home, 90, 91; foreign, 96, 97; contributions, 100.
 General statistics, 144, 528.
- Mennonite Church:
 Organizations, 25.
 Members, 30, 37.
 Church edifices, 43.
 Value of church property, 45.
 Debt on church property, 49.
 Parsonages, 53.
 Church expenditures, 56.
 Sunday schools, officers and teachers, scholars, 59.
 Ministers, 66.
 Languages used in church services, 75, 80.
 Work, home, 90, 91; foreign, 96, 97; contributions, 100.
 General statistics, 144, 528, 545.
- Meriden, Conn., 334, 338, 438.
- Methodist Episcopal Church:
 Organizations, 25.
 Members, 30, 37.
 Church edifices, 43.
 Value of church property, 45.
 Debt on church property, 49.
 Parsonages, 53.
 Church expenditures, 56.
 Sunday schools, officers and teachers, scholars, 59.
 Ministers, 66, 69, 71, 72.
 Languages used in church services, 75, 80, 83.
 Work, home, 90, 91; foreign, 96, 97; contributions, 100.
 Negro organizations, 130-138.
 General statistics, 144, 345-347, 528, 545; Negro, 554, 578.
- Methodist Episcopal Church, South:
 Organizations, 25.
 Members, 30, 37.
 Church edifices, 43.
 Value of church property, 45.
 Debt on church property, 49.
 Parsonages, 53.
 Church expenditures, 56.
 Sunday schools, officers and teachers, scholars, 59.
 Ministers, 66, 69, 71, 72.
 Languages used in church services, 75, 80.
 Work, home, 90, 91; foreign, 96, 97; contributions, 100.
 General statistics, 144, 345-347, 528, 546.
- Methodist Protestant Church:
 Organizations, 25.
 Members, 30, 37.
 Church edifices, 43.
 Value of church property, 45.
 Debt on church property, 49.
 Parsonages, 53.
 Church expenditures, 56.
 Sunday schools, officers and teachers, scholars, 59.
 Ministers, 66, 69, 71, 72.
- Methodist Protestant Church—Continued.
 Languages used in church services, 75, 80.
 Work, home, 90, 91; foreign, 96, 97; contributions, 100.
 Negro organizations, 130.
 General statistics, 144, 345-347, 528, 545; Negro, 554, 578.
- Metropolitan Church Association:
 Members, under and over 13 years of age, 36.
 Ministers, 66.
 Languages used in church services, 75.
 Work, home, 90, 91; foreign, 96, 97; contributions, 99.
 General statistics, 144, 528.
- Mexican language. *See* Spanish.
- Michigan: Sunday schools, 61, 62, 64; foreign languages, 86; population, organizations, members, value of church property, debt on church property, and value of parsonages, with per cent distribution and rank, 103-105; members in principal denominations, 109; members in Negro organizations, 139; general statistics, 148, 149, 184-187. *See also* States.
- Millennial Dawn, 11.
- Milwaukee, Wis., 330, 336, 438.
- Ministers, number of, by principal denominations, 1916, 1906, and 1890, 66, 67; classification of, by denominations, 67-71; salaries, 71-73.
- Minneapolis, Minn., 330, 336, 440.
- Minnesota: Sunday schools, 61, 63, 64; foreign languages, 86; population, organizations, members, value of church property, debt on church property, and value of parsonages, with per cent distribution and rank, 103-105; members in principal denominations, 109; members in Negro organizations, 139; general statistics, 148, 149, 188-191. *See also* States.
- Missionaries, home, number of, 90-93; foreign, 96, 97.
- Missionary Church Association:
 Members, under and over 13 years of age, 36.
 Ministers, 66, 68, 72.
 Languages used in church services, 75, 79.
 Work, home, 90; foreign, 96; contributions, 99.
 General statistics, 144, 528.
- Mississippi: Sunday schools, 61, 63, 64; foreign languages, 86; population, organizations, members, value of church property, debt on church property, and value of parsonages, with per cent distribution and rank, 103-105; members in principal denominations, 112; members in Negro organizations, 139; general statistics, 148, 149, 190, 191. *See also* States.
- Missouri: Sunday schools, 61, 63, 64; foreign languages, 86; population, organizations, members, value of church property, debt on church property, and value of parsonages, with per cent distribution and rank, 103-105; members in principal denominations, 109; members in Negro organizations, 139; general statistics, 148, 149, 190-193. *See also* States.
- Mobile, Ala., 332, 337, 440.
- Montana: Sunday schools, 61, 63, 64; foreign languages, 86; population, organizations, members, value of church property, debt on church property, and value of parsonages, with per cent distribution and rank, 103-105; members in principal denominations, 112; members in Negro organizations, 139; general statistics, 148, 149, 192-195. *See also* States.

- Montenegrin language, use of, in church services, 85. *See also* languages under each denomination, 78-82.
- Montgomery, Ala., 334, 338, 440.
- Moravian Church (Unitas Fratrum):
Organizations, 25.
Members, 30, 37.
Church edifices, 43.
Value of church property, 46.
Debt on church property, 49.
Parsonages, 53.
Church expenditures, 56.
Sunday schools, officers and teachers, scholars, 59.
Ministers, 66, 69, 72.
Languages used in church services, 75, 80.
Work, home, 92, 93; foreign, 96, 97; contributions, 100.
Negro organizations, 130.
General statistics, 146, 345-347, 530, 547; Negro, 554, 578.
- Mormons, comparative statistics for 1870, 1860, and 1850, 24. *See also* Church of Jesus Christ of Latter Day Saints.
- Mount Vernon, N. Y., 334, 338, 442.
- Muskogee, Okla., 334, 338, 442.
- Nashua, N. H., 334, 338, 442.
- Nashville, Tenn., 330, 336, 442.
- National Baptist Convention:
Organizations, 25.
Members, 29, 36.
Church edifices, 42.
Value of church property, 45.
Debt on church property, 49.
Parsonages, 52.
Church expenditures, 56.
Sunday schools, officers and teachers, scholars, 59.
Ministers, 66, 68, 72.
Languages used in church services, 74, 78.
Work, home, 90, 91; foreign, 96, 97; contributions, 99.
Negro organizations, 130-138.
General statistics, 142, 336-338, 526, 535; Negro, 554, 578.
- Nebraska: Sunday schools, 61, 63, 64; foreign languages, 86; population, organizations, members, value of church property, debt on church property, and value of parsonages, with per cent distribution and rank, 103-105; members in principal denominations, 110; members in Negro organizations, 139; general statistics, 148, 149, 194-197. *See also* States.
- Nebraska and Minnesota Conference of Mennonites, name changed to Conference of the Defenseless Mennonites of North America, 14.
- Negro organizations, denominations consisting in whole or in part of, 130; number of organizations, per cent distribution, and increase, by specified denominations, 1890-1916, 132; number of members, per cent distribution, and increase, by specified denominations, 1890-1916, 132; members reported by sex, 133; number of church edifices, per cent distribution, and increase, by specified denominations, 1890-1916, 134; value of church property, per cent distribution, and increase, by specified denominations, 1890-1916, 134; number of organizations reporting debt, amount reported, comparison with value of church property, and increase, by specified denominations, 1906-1916, 135; number of organizations reporting parsonages, value reported, increase, and average per organization reporting, by specified denominations, 1906-1916, 136; number of organizations reporting church expenditures, amount reported, and average per organization, by specified denominations, 137; number of Sunday schools, officers and teachers, and scholars, with increase in scholars, by specified denominations, 1906-1916, 138; number of members by states, and rank, 139. *See also* general tables.
- Nevada: Sunday schools, 61, 63, 64; foreign languages, 86; population, organizations, members, value of church property, debt on church property, and value of parsonages, with per cent distribution and rank, 103-105; members in principal denominations, 113; members in Negro organizations, 139; general statistics, 148, 149, 196, 197. *See also* States.
- New Apostolic Church:
Members, under and over 13 years of age, 37.
Ministers, 66.
Languages used in church services, 75, 80.
General statistics, 146, 348-350, 530.
- New Bedford, Mass., 332, 337, 444.
- New Britain, Conn., 334, 338, 444.
- New Castle, Pa., 334, 338, 444.
- New Congregational Methodist Church:
Members, under and over 13 years of age, 37.
Ministers, 66, 69, 72.
Languages used in church services, 75.
General statistics, 144, 528.
- New denominations since 1906, 14.
- New Hampshire: Sunday schools, 61, 62, 64; foreign languages, 86; population, organizations, members, value of church property, debt on church property, and value of parsonages, with per cent distribution and rank, 103-105; members in principal denominations, 108; members in Negro organizations, 139; general statistics, 148, 149, 198, 199. *See also* States.
- New Haven, Conn., 330, 336, 446.
- New Icaria Society, statistics for 1890 only, 526.
- New Jersey: Sunday schools, 61, 62, 64; foreign languages, 86; population, organizations, members, value of church property, debt on church property, and value of parsonages, with per cent distribution, and rank, 103-105; members in principal denominations, 108; members in Negro organizations, 139; general statistics, 148, 149, 198-201. *See also* States.
- New Mexico: Sunday schools, 61, 63, 64; foreign languages, 86; population, organizations, members, value of church property, debt on church property, and value of parsonages, with per cent distribution and rank, 103-105; members in principal denominations, 113; members in Negro organizations, 139; general statistics, 148, 149, 200, 201. *See also* States.
- New Orleans, La., 330, 336, 446.
- New Rochelle, N. Y., 334, 338, 448.
- New Thought, 11.
- New York: Sunday schools, 61, 62, 64; foreign languages, 86; population, organizations, members, value of church property, debt on church property, and value of parsonages, with per cent distribution and rank, 103-105; members in principal denominations, 108; members in Negro organizations, 139; general statistics, 148, 149, 202-205. *See also* States.
- New York City, N. Y., 330, 336, 448.
- Newark, N. J., 330, 336, 454.
- Newark, Ohio, 334, 338, 456.
- Newburgh, N. Y., 334, 338, 456.
- Newport, Ky., 334, 338, 456.
- Newport, R. I., 334, 338, 456.
- Newton, Mass., 334, 338, 458.
- Niagara Falls, N. Y., 334, 338, 458.
- Nonsectarian Churches of Bible Faith:
Members, under and over 13 years of age, 37.
Ministers, 66.
Languages used in church services, 75, 80.
General statistics, 146, 530.
- Norfolk, Va., 332, 337, 458.
- Norristown borough, Pa., 334, 338, 458.
- North Carolina: Sunday schools, 61, 63, 64; foreign languages, 86; population, organizations, members, value of church property, debt on church property, and value of parsonages, with per cent distribution and rank, 103-105; members in principal denominations, 111; members in Negro organizations, 139; general statistics, 148, 149, 204-207. *See also* States.
- North Dakota: Sunday schools, 61, 63, 64; foreign languages, 86; population, organizations, members, value of church property, debt on church property, and value of parsonages, with per cent distribution and rank, 103-105; members in principal denominations, 110; general statistics, 148, 149, 206, 207. *See also* States.
- Northern Baptist Convention:
Organizations, 25.
Members, 29, 36.
Church edifices, 42.
Value of church property, 45.
Debt on church property, 49.
Parsonages, 52.
Church expenditures, 56.
Sunday schools, officers and teachers, scholars, 59.
Ministers, 66, 68, 72.
Languages used in church services, 74, 78, 83.
Work, home, 90, 91; foreign, 96, 97; contributions, 99.
Negro organizations, 130-138.
General statistics, 142, 336-338, 526, 535; Negro, 554, 578.
- Norwegian-Danish Free Church:
Members, under and over 13 years of age, 38.
Ministers, 67, 69, 72.
Languages used in church services, 76, 82.
Work, home, 92.
General statistics, 146, 530.
- Norwegian language, use of, in church services, 85. *See also* languages under each denomination, 78-82.
- Oakland, Calif., 330, 336, 460.
- Ogden, Utah, 334, 338, 460.
- Ohio: Sunday schools, 61, 62, 64; foreign languages, 86; population, organizations, members, value of church property, debt on church property, and value of parsonages, with per cent distribution and rank, 103-105; members in principal denominations, 108; members in Negro organizations, 139; general statistics, 148, 149, 208-211. *See also* States.
- Oklahoma: Sunday schools, 61, 63, 64; foreign languages, 86; population, organizations, members, value of church property, debt on church property, and value of parsonages, with per cent distribution and rank, 103-105; members in principal denominations, 112; members in Negro organizations, 139; general statistics, 148, 149, 210-213. *See also* States.
- Oklahoma City, Okla., 332, 337, 462.
- Old Amish Mennonite Church, name changed to Old Order Amish Mennonite Church, 14.
- Old Catholic Church, statistics for 1890 only, 530.
- Old Order Amish Mennonite Church:
Members, over 13 years of age, 37.
Ministers, 66.
Languages used in church services, 75, 80.
General statistics, 144, 528, 545.
- Old Order German Baptist Brethren:
Members, over 13 years of age, 36.
Ministers, 66, 68.
Languages used in church services, 74, 78.
General statistics, 142, 526.

- Old Order Mennonite Church (Wisler):
Members, over 13 years of age, 37.
Ministers, 66.
Languages used in church services, 75, 80.
General statistics, 144, 528.
- Old Order or Yorker Brethren:
Members, over 13 years of age, 36.
Ministers, 66, 68.
Languages used in church services, 74, 78.
General statistics, 142, 526.
- Old Roman Catholic Church:
Members, under and over 13 years of age, 37.
Ministers, 66.
Languages used in church services, 76, 80.
General statistics, 146, 348-350, 530.
- Old (Wisler) Mennonite Church, name changed to Old Order Mennonite Church (Wisler), 14.
- Omaha, Nebr., 330, 336, 462.
- Orange, N. J., 334, 338, 464.
- Oregon: Sunday schools, 61, 63, 64; foreign languages, 86; population, organizations, members, value of church property, debt on church property, and value of parsonages, with per cent distribution and rank, 103-105; members in principal denominations, 113; members in Negro organizations, 139; general statistics, 148, 149, 212-215. *See also* States.
- Organizations: comparative statistics for 1870, 1860, and 1850, 24; definition of term, 24; basis of collection of statistics, 24; number, per cent distribution, and increase, by principal denominations, 1890-1916, 25, 26; diagram, 27; number, per cent distribution and rank, by states, 103; by classes of cities, 117-119; number of Negro organizations, by denominations, 130. *See also* general tables.
- Negro, number, per cent distribution and increase, by specified denominations, 1890-1916, 132. *See also* general tables.
- Orthodox Conservative Friends (Wilburite):
Members, under and over 13 years of age, 37.
Ministers, 66, 68.
Languages used in church services, 75, 79.
Work, home, 90, 91; contributions, 99.
General statistics, 144, 528.
- Oshkosh, Wis., 334, 338, 464.
- Parsonages, first report in 1906, 52; number of organizations reporting, value reported, increase, and average per organization, by principal denominations, 1906 and 1916, 52, 53; denominations not reporting, 53; increase in value, 54; value in cities as compared with rural sections, 55; value, per cent distribution, and rank, by states, 105; average value per organization, by states, 106; by classes of cities, 117-119. *See also* general tables.
- Negro, number of organizations reporting, value, increase, and average per organization, by specified denominations, 1906 and 1916, 136. *See also* general tables.
- Pasadena, Calif., 334, 338, 464.
- Passaic, N. J., 332, 337, 466.
- Paterson, N. J., 330, 336, 466.
- Pawtucket, R. I., 332, 337, 466.
- Peniel Missions:
Members, under and over 13 years of age, 36.
Ministers, 66, 68.
Languages used in church services, 75.
Work, foreign, 96; contributions, 99.
General statistics, 144, 528.
- Pennsylvania: Sunday schools, 61, 62, 64; foreign languages, 86; population, organizations, members, value of church property, debt on church property, and value of parsonages, with per cent distribution and rank, 103-105; members in principal denominations, 108; members in Negro organizations, 139; general statistics, 148, 149, 214-217. *See also* States.
- Pentecost Bands of the World:
Members, under and over 13 years of age, 36.
Ministers, 66, 68, 72.
Languages used in church services, 75.
Work, home, 90, 91; foreign, 96, 97; contributions, 99.
General statistics, 144, 528.
- Pentecostal Church of the Nazarene:
Organizations, 25.
Members, 30, 37.
Church edifices, 43.
Value of church property, 46.
Debt on church property, 49.
Parsonages, 53.
Church expenditures, 56.
Sunday schools, officers and teachers, scholars, 59.
Ministers, 66, 69, 72.
Languages used in church services, 76, 80.
Work, home, 92, 93; foreign, 96, 97; contributions, 100.
General statistics, 146, 348-350, 530, 547.
- Pentecostal Holiness Church:
Members, under and over 13 years of age, 37.
Ministers, 66, 69, 72.
Languages used in church services, 76.
General statistics, 146, 530.
- Pentecostal Union Church, name changed to Pillar of Fire, 14.
- Peoria, Ill., 332, 337, 468.
- Persian language, use of, in church services, 85. *See also* languages under each denomination, 78-82.
- Perth Amboy, N. J., 334, 338, 468.
- Philadelphia, Pa., 330, 336, 468.
- Philanthropic institutions, number and inmates, 96, 97.
- Philanthropic work, amount contributed, and value of property and endowments, by denominations, 90-93.
- Pillar of Fire:
Members, under and over 13 years of age, 36.
Ministers, 66.
Languages used in church services, 75.
Work, home, 90; foreign, 96; contributions, 99.
General statistics, 144, 528.
- Pittsburgh, Pa., 330, 336, 470.
- Pittsfield, Mass., 334, 338, 472.
- Polish language, use of, in church services, 85. *See also* languages under each denomination, 78-82.
- Polish National Catholic Church of America:
Organizations, 25.
Members, 30, 37.
Church edifices, 43.
Value of church property, 46.
Debt on church property, 49.
Parsonages, 53.
Church expenditures, 56.
Sunday schools, officers and teachers, scholars, 59.
Ministers, 66, 69, 72.
Languages used in church services, 76, 80, 83.
General statistics, 146, 348-350, 530, 547.
- Polish National Church of America, name changed to Polish National Catholic Church of America, 14.
- Population, number, per cent distribution and rank, by states, 103; by classes of cities, 119; by counties, 238; by individual cities, 336.
- Portland, Me., 332, 337, 472.
- Portland, Oreg., 330, 336, 472.
- Portsmouth, Va., 334, 338, 474.
- Portuguese language, use of, in church services, 85. *See also* languages under each denomination, 78-82.
- Poughkeepsie, N. Y., 334, 338, 474.
- Presbyterian Church in the United States:
Organizations, 26.
Members, 30, 37.
Church edifices, 43.
Value of church property, 46.
Debt on church property, 49.
Parsonages, 53.
Church expenditures, 57.
Sunday schools, officers and teachers, scholars, 59.
Ministers, 66, 69, 72.
Languages used in church services, 76, 81.
Work, home, 92, 93; foreign, 96, 97; contributions, 100.
Negro organizations, 130.
General statistics, 146, 348-350, 530, 549; Negro, 554, 578.
- Presbyterian Church in the United States of America:
Organizations, 26.
Members, 30, 37.
Church edifices, 43.
Value of church property, 46.
Debt on church property, 49.
Parsonages, 53.
Church expenditures, 56.
Sunday schools, officers and teachers, scholars, 59.
Ministers, 66, 69, 72.
Languages used in church services, 76, 80, 81, 83.
Work, home, 92, 93; foreign, 96, 97; contributions, 100.
Negro organizations, 130-138.
General statistics, 146, 348-350, 530, 548; Negro, 554, 578.
- Primitive Baptists:
Organizations, 25.
Members, 30, 36.
Church edifices, 42.
Value of church property, 45.
Debt on church property, 49.
Parsonages, 52.
Church expenditures, 56.
Ministers, 66.
Languages used in church services, 74, 78.
Negro organizations, 130.
General statistics, 142, 526, 537; Negro, 578.
- Primitive Methodist Church in the United States of America:
Members, under and over 13 years of age, 37.
Ministers, 66, 69, 72.
Languages used in church services, 75.
Work, home, 90, 91; foreign, 96, 97; contributions, 100.
General statistics, 144, 345-347, 528, 546.
- Progressive Spiritual Church:
Members, over 13 years of age, 38.
Ministers, 67.
Languages used in church services, 76.
General statistics, 146, 351-353, 530, 551.
- Protestant Episcopal Church:
Organizations, 26.
Members, 30, 38.
Church edifices, 43.
Value of church property, 46.
Debt on church property, 49.
Parsonages, 53.
Church expenditures, 57.
Sunday schools, officers and teachers, scholars, 60.
Ministers, 66, 69, 72.
Languages used in church services, 76, 81, 83.
Work, home, 92, 93; foreign, 96, 97; contributions, 100.
Negro organizations, 130-138.
General statistics, 146, 348-350, 530, 549; Negro, 554, 578.
- Providence, R. I., 330, 336, 476.
- Pueblo, Colo., 334, 338, 476.

- Quincy, Ill., 334, 338, 476.
Quincy, Mass., 334, 338, 478.
- Racine, Wis., 334, 338, 478.
- Rank of states in population, organizations, members, value of church property, debt on church property, and parsonages, 103-105.
- Reading, Pa., 332, 337, 478.
- Reformed Catholic Church, omission of, 15; statistics for 1906 and 1890, 530.
- Reformed Church in America:
Organizations, 26.
Members, 30, 38.
Church edifices, 43.
Value of church property, 46.
Debt on church property, 50.
Parsonages, 53.
Church expenditures, 57.
Sunday schools, officers and teachers, scholars, 60.
Ministers, 66, 69, 72.
Languages used in church services, 76, 81, 83.
Work, home, 92, 93; foreign, 96, 97; contributions, 100.
Negro organizations, 130.
General statistics, 146, 348-350, 530, 549; Negro, 578.
- Reformed Church in the United States:
Organizations, 26.
Members, 30, 38.
Church edifices, 43.
Value of church property, 46.
Debt on church property, 50.
Parsonages, 53.
Church expenditures, 57.
Sunday schools, officers and teachers, scholars, 60.
Ministers, 66, 69, 72.
Languages used in church services, 76, 81, 83.
Work, home, 92, 93; foreign, 96, 97; contributions, 100.
General statistics, 146, 348-350, 530, 549.
- Reformed Episcopal Church:
Organizations, 26.
Members, 30, 38.
Church edifices, 43.
Value of church property, 46.
Debt on church property, 50.
Parsonages, 53.
Church expenditures, 57.
Sunday schools, officers and teachers, scholars, 60.
Ministers, 66, 69, 72.
Languages used in church services, 76.
Work, home, 92, 93; foreign, 96, 97; contributions, 100.
Negro organizations, 130.
General statistics, 146, 351-353, 530, 550; Negro, 554, 578.
- Reformed Mennonite Church:
Members, over 13 years of age, 37.
Ministers, 66.
Languages used in church services, 75, 80.
General statistics, 144, 528.
- Reformed Methodist Union Episcopal Church:
Members, under and over 13 years of age, 37.
Ministers, 66, 69, 72.
Languages used in church services, 75.
Negro organizations, 130.
General statistics, 146, 528; Negro, 554, 578.
- Reformed Presbyterian Church (Covenant), omission of, 15; statistics for 1906 and 1890, 530.
- Reformed Presbyterian Church in North America, General Synod:
Members, under and over 13 years of age, 37.
Ministers, 66, 69, 72.
Languages used in church services, 75.
Work, home, 90; contributions, 100.
Negro organizations, 130.
General statistics, 146, 528; Negro, 554, 578.
- Regular Baptists:
Organizations, 25.
Members, 30, 36.
Church edifices, 42.
Value of church property, 45.
Debt on church property, 49.
Parsonages, 52.
Church expenditures, 56.
Sunday schools, officers and teachers, scholars, 59.
Ministers, 66.
Languages used in church services, 74.
Negro organizations, 130.
General statistics, 142, 526; Negro, 554, 578.
- Religious Society of Friends (Hicksite):
Organizations, 25.
Members, 30, 37.
Church edifices, 42.
Value of church property, 45.
Debt on church property, 49.
Church expenditures, 56.
Sunday schools, officers and teachers, scholars, 59.
Languages used in church services, 75.
Work, home, 90, 91; contributions, 99.
General statistics, 144, 342-344, 528, 540.
- Reorganized Church of Jesus Christ of Latter Day Saints:
Organizations, 25.
Members, 30, 37.
Church edifices, 43.
Value of church property, 45.
Debt on church property, 49.
Parsonages, 52.
Church expenditures, 56.
Sunday schools, officers and teachers, scholars, 59.
Ministers, 66.
Languages used in church services, 75, 79.
Work, home, 90, 91; foreign, 96, 97; contributions, 99.
General statistics, 144, 342-344, 528, 541.
- Rhode Island: Sunday schools, 61, 62, 64; foreign languages, 86; population, organizations, members, value of church property, debt on church property, and value of parsonages, with per cent distribution and rank, 103-105; members in principal denominations, 108; members in Negro organizations, 139; general statistics, 148, 149, 218, 219. *See also* States.
- Richmond, Va., 330, 336, 480.
Roanoke, Va., 334, 338, 480.
Rochester, N. Y., 330, 336, 482.
Rockford, Ill., 334, 338, 482.
- Roman Catholic Church:
Organizations, 26.
Members, 30, 38.
Church edifices, 43.
Value of church property, 46.
Debt on church property, 50.
Parsonages, 53.
Church expenditures, 57.
Sunday schools, officers and teachers, scholars, 60.
- Roman Catholic Church—Continued.
Ministers, 66, 69, 72.
Languages used in church services, 76, 81, 82, 83.
Work, home, 92, 93; foreign, 96; contributions, 100.
Negro organizations, 130-138.
General statistics, 146, 351-353, 530, 550; Negro, 554, 578.
- Rumanian language, use of, in church services, 85. *See also* languages under each denomination, 78-82.
- Rumanian Orthodox Church:
Members, under and over 13 years of age, 36.
Ministers, 66.
Languages used in church services, 74, 79.
General statistics, 142, 526.
- Russellites, 11.
- Russian language, use of, in church services, 85. *See also* languages under each denomination, 78-82.
- Russian Orthodox Church:
Organizations, 25.
Members, 30, 36.
Church edifices, 42.
Value of church property, 45.
Debt on church property, 49.
Parsonages, 52.
Church expenditures, 56.
Sunday schools, officers and teachers, scholars, 59.
Ministers, 66, 68, 72.
Languages used in church services, 74, 79, 83.
Work, home, 90, 91; contributions, 99.
General statistics, 142, 339-341, 526, 539.
- Ruthenian language, use of, in church services, 85. *See also* languages under each denomination, 78-82.
- St. Joseph, Mo., 332, 337, 482.
St. Louis, Mo., 330, 336, 484.
St. Paul, Minn., 330, 336, 484.
Sacramento, Calif., 334, 338, 486.
Saginaw, Mich., 332, 337, 486.
Salem, Mass., 334, 338, 486.
Salt Lake City, Utah, 332, 337, 488.
- Salvation Army:
Organizations, 26.
Members, 30, 38.
Church edifices, 43.
Value of church property, 46.
Debt on church property, 50.
Parsonages, 53.
Church expenditures, 57.
Sunday schools, officers and teachers, scholars, 60.
Ministers, 66, 69, 72.
Languages used in church services, 76, 82.
Work, home, 92, 93.
General statistics, 146, 351-353, 530, 550.
- San Antonio, Tex., 332, 337, 488.
San Diego, Calif., 334, 338, 488.
San Francisco, Calif., 330, 336, 490.
San Jose, Calif., 334, 338, 490.
Savannah, Ga., 332, 337, 492.
- Scandinavian languages, use of, in church services, 85. *See also* Danish, Norwegian, Swedish, and Icelandic.
- Schedules, as compared with earlier censuses, 12.
- Schellenberger Brueder-Gemeinde, name changed to Mennonite Brethren Church of North America, 14.
- Schenectady, N. Y., 332, 337, 492.
- Schwenkfelders:
Members, under and over 13 years of age, 38.
Ministers, 67.
Languages used in church services, 76, 82.
Work, home, 92, 93; foreign, 96, 97; contributions, 100.
General statistics, 146, 530.

- Scranton, Pa., 330, 336, 494.
 Seattle, Wash., 330, 336, 494.
 Second Advent, comparative statistics for 1870, 1860, and 1850, 24.
 Separate Baptists:
 Members, under and over 13 years of age, 36.
 Ministers, 66.
 Languages used in church services, 74.
 General statistics, 142, 526.
 Serbian language, use of, in church services, 85. *See also* languages under each denomination, 78-82.
 Serbian Orthodox Church:
 Organizations, 25.
 Members, 30, 36.
 Church edifices, 42
 Value of church property, 45.
 Debt on church property, 49.
 Parsonages, 52.
 Church expenditures, 56.
 Sunday schools, officers and teachers, scholars, 59.
 Ministers, 66, 68, 72.
 Languages used in church services, 74, 79.
 General statistics, 142, 339-341, 526, 539.
 Seventh-day Adventist Denomination:
 Organizations, 25.
 Members, 29, 36.
 Church edifices, 42.
 Value of church property, 45.
 Debt on church property, 49.
 Parsonages, 52.
 Church expenditures, 56.
 Sunday schools, officers and teachers, scholars, 59.
 Ministers, 66, 68, 72.
 Languages used in church services, 74, 78.
 Work, home, 90, 91; foreign, 96, 97; contributions, 99.
 Negro organizations, 130.
 General statistics, 142, 336-338, 526, 534; Negro, 554, 578.
 Seventh Day Baptists:
 Members, under and over 13 years of age, 36.
 Ministers, 66, 68, 72.
 Languages used in church services, 74.
 Work, home, 90, 91; foreign, 96, 97; contributions, 99.
 General statistics, 142, 526, 535.
 Sex of members, in principal denominations, 40-42. *See also* members.
 — Negro, by specified denominations, 133.
 Shakers, comparative statistics for 1870, 1860, and 1850, 24. *See also* United Society of Believers (Shakers).
 Sheboygan, Wis., 334, 338, 496.
 Shenandoah borough, Pa., 334, 338, 496.
 Shreveport, La., 334, 338, 496.
 Sioux City, Iowa, 334, 338, 496.
 Slavic language, use of, in church services, 85. *See also* languages under each denomination, 78-82.
 Slovak Evangelical Lutheran Synod of America, consolidated with Evangelical Lutheran Synodical Conference of America, 14; statistics for 1906, 528.
 Slovak language, use of, in church services, 85. *See also* languages under each denomination, 78-82.
 Slovenian language, use of, in church services, 85. *See also* languages under each denomination, 78-82.
 Social Brethren:
 Members, over 13 years of age, 38.
 Ministers, 67.
 Languages used in church services, 76.
 General statistics, 146, 530.
 Society for Ethical Culture:
 Members, over 13 years of age, 38.
 Ministers, 67.
 Languages used in church services, 76.
 Work, home, 92, 93; contributions, 100.
 General statistics, 146, 351-353, 530.
- Society of Altruists, statistics for 1890 only, 526.
 Society of Friends (Orthodox):
 Organizations, 25.
 Members, 30, 37.
 Church edifices, 42.
 Value of church property, 45.
 Debt on church property, 49.
 Parsonages, 52.
 Church expenditures, 56.
 Sunday schools, officers and teachers, scholars, 59.
 Ministers, 66, 68, 71, 72.
 Languages used in church services, 75, 79.
 Work, home, 90, 91; foreign, 96, 97; contributions, 99.
 General statistics, 144, 342-344, 528, 540.
 Society of Separatists, statistics for 1890 only, 526.
 Somerville, Mass., 332, 337, 498.
 South Bend, Ind., 332, 337, 498.
 South Carolina: Sunday schools, 61, 63, 64; foreign languages, 86; population, organizations, members, value of church property, debt on church property, and value of parsonages, with per cent distribution and rank, 103-105; members in principal denominations, 111; members in Negro organizations, 139; general statistics, 148, 149, 218-221. *See also* States.
 South Dakota: Sunday schools, 61, 63, 64; foreign languages, 86; population, organizations, members, value of church property, debt on church property, and value of parsonages, with per cent distribution and rank, 103-105; members in principal denominations, 110; members in Negro organizations, 139; general statistics, 148, 149, 220, 221. *See also* States.
 Southern Baptist Convention:
 Organizations, 25.
 Members, 29, 36.
 Church edifices, 42.
 Value of church property, 45.
 Debt on church property, 49.
 Parsonages, 52.
 Church expenditures, 56.
 Sunday schools, officers and teachers, scholars, 59.
 Ministers, 66, 68, 71, 72.
 Languages used in church services, 74, 78.
 Work, home, 90, 91; foreign, 96, 97; contributions, 99.
 Negro organizations, 130.
 General statistics, 142, 336-338, 526, 535; Negro, 578.
 Southern Presbyterian. *See* Presbyterian Church in the United States.
 Spanish language, use of, in church services, 85. *See also* languages under each denomination, 78-82.
 Spiritualists (National Spiritualists' Association):
 Organizations, 26.
 Members, 30, 38.
 Church edifices, 43.
 Value of church property, 46.
 Debt on church property, 50.
 Parsonages, 53.
 Church expenditures, 57.
 Sunday schools, officers and teachers, scholars, 60.
 Ministers, 67.
 Languages used in church services, 76, 82.
 Work, home, 92, 93.
 General statistics, 146, 351-353, 530, 551.
 Spokane, Wash., 330, 336, 498.
 Springfield, Ill., 332, 337, 500.
 Springfield, Mass., 332, 337, 500.
 Springfield, Mo., 334, 338, 502.
 Springfield, Ohio, 334, 338, 502.
 Stamford, Conn., 334, 338, 502.
- States:
 Sunday schools (denominational), officers and teachers, scholars, 61; undenominational or union, 62, 63; Sunday schools, all, 64; by geographic divisions, 149; by denominations in detail, 150-237; comparison, 1916, 1906, and 1890, 533; in Negro organizations, total, 557; by denominations in detail, 558-577.
 Languages used in church services, 86.
 Population, 1916 (estimated), with per cent distribution and rank, 103; by counties, 1910, 238-329.
 Organizations, number of, with per cent distribution and rank, 103; by geographic divisions, 148; by denominations in detail, 150-237; comparison, 1916, 1906, and 1890, 532; Negro, total, 556; by denominations, 558-577.
 Members, number of, with per cent distribution and rank, 104; average per organization, 106; by principal denominations, 108-113; in Negro organizations, 139; by geographic divisions, 148; by denominations in detail, 150-237; by counties, in selected denominations, 238-329; comparison, 1916, 1906, and 1890, 532; comparison of selected denominations, 1916, 1906, and 1890, 534-552; in Negro organizations, total, 556; by denominations, 558-577.
 Value of church property, amount, with per cent distribution and rank, 104; average per organization, 106; by geographic divisions, 148; by denominations in detail, 150-237; comparison, 1916, 1906, and 1890, 533; in Negro organizations, total, 556; by denominations, 558-577.
 Debt on church property, amount, with per cent distribution and rank, 105; average per organization, 106; by geographic divisions, 149; by denominations in detail, 150-237; comparison, 1916, 1906, and 1890, 533; in Negro organizations, total, 557; by denominations, 558-577.
 Parsonages, value, with per cent distribution, and rank, 105; average per organization, 106; by geographic divisions, 149; by denominations in detail, 150-237; comparison, 1916, 1906, and 1890, 533; in Negro organizations, total, 557; by denominations, 558-577.
 Church edifices, by geographic divisions, 148; by denominations in detail, 150-237; comparison, 1916, 1906, and 1890, 532; in Negro organizations, total, 556; by denominations, 558-577.
 Halls, by geographic divisions, 148; by denominations in detail, 150-237; in Negro organizations, total, 556; by denominations, 558-577.
 Expenditures, by geographic divisions, 149; by denominations in detail, 150-237; in Negro organizations, total, 557; by denominations, 558-577.
 Statistics, methods of collecting, 12; tabulation, 13; plan of the report, 13.
 Stauffer Mennonites:
 Members, over 13 years of age, 37.
 Ministers, 66.
 Languages used in church services, 75, 80.
 General statistics, 144, 528.
 Sunday schools, denominational, number of, officers and teachers, scholars, and increase in scholars, by principal denominations, 1906-1916, 59, 60; by divisions and states, 61; by classes of cities, 117-119. *See also* general tables.
 — undenominational, number of, officers and teachers, scholars, and increase in scholars, by divisions and states, 1906-1916, 62, 63. *See also* general tables.

- Sunday schools, all, number of, officers and teachers, scholars, and increase in scholars, by divisions and states, 1906-1916, 64.
- Negro, organizations reporting, number, officers and teachers, scholars, and increase in scholars, by specified denominations, 1906-1916, 138. *See also* general tables.
- Suomi Synod. *See* Finnish Evangelical Lutheran Church of America, or Suomi Synod.
- Superior, Wis., 334, 338, 504.
- Swedenborgian Church. *See* Churches of the New Jerusalem.
- Swedish Evangelical Free Church:
Members, under and over 13 years of age, 38.
Ministers, 67, 69, 72.
Languages used in church services, 76, 82.
General statistics, 146, 351-353, 530, 551.
- Swedish Evangelical Free Mission, name changed to Swedish Evangelical Free Church, 14.
- Swedish Evangelical Mission Covenant of America:
Organizations, 26.
Members, 30, 38.
Church edifices, 43.
Value of church property, 46.
Debt on church property, 50.
Parsonages, 53.
Church expenditures, 57.
Sunday schools, officers and teachers, scholars, 60.
Ministers, 67, 69, 72.
Languages used in church services, 76, 82, 83.
Work, home, 92; foreign, 96, 97.
General statistics, 146, 351-353, 530, 551.
- Swedish language, use of, in church services, 85. *See also* languages under each denomination, 78-82.
- Synod for the Norwegian Evangelical Lutheran Church of America:
Organizations, 25.
Members, 30, 37.
Church edifices, 43.
Value of church property, 45.
Debt on church property, 49.
Parsonages, 52.
Church expenditures, 56.
Sunday schools, officers and teachers, scholars, 59.
Ministers, 66, 69, 72.
Languages used in church services, 75, 79, 83.
Work, home, 90, 91; foreign, 96, 97; contributions, 99.
General statistics, 144, 342-344, 528, 543.
- Synod of the Reformed Presbyterian Church of North America:
Members, under and over 13 years of age, 37.
Ministers, 66, 69, 72.
Languages used in church services, 76, 81.
Work, home, 92, 93; foreign, 96, 97; contributions, 100.
Negro organizations, 130.
General statistics, 146, 348-350, 530, 549; Negro, 578.
- Syracuse, N. Y., 330, 336, 504.
- Syrian language, use of, in church services, 85. *See also* languages under each denomination, 78-82.
- Syrian Orthodox Church:
Organizations, 25.
Members, 30, 36.
Church edifices, 42.
Value of church property, 45.
Debt on church property, 49.
Parsonages, 52.
Church expenditures, 56.
- Syrian Orthodox Church—Continued.
Sunday schools, officers and teachers, scholars, 59.
Ministers, 66.
Languages used in church services, 74, 79.
General statistics, 142, 339-341, 526, 539.
- Toledo, Ohio, 330, 336, 508.
- Topeka, Kans., 334, 338, 508.
- Trenton, N. J., 332, 337, 510.
- Troy, N. Y., 332, 337, 510.
- Turkish language, use of, in church services, 85. *See also* languages under each denomination, 78-82.
- Two-Seed-in-the-Spirit Predestinarian Baptists:
Members, over 13 years of age, 36.
Ministers, 66.
Languages used in church services, 74.
Negro organizations, 130.
General statistics, 142, 526; Negro, 578.
- Ukrainian language. *See* Ruthenian.
- Union American Methodist Episcopal Church:
Members, under and over 13 years of age, 37.
Ministers, 66, 69, 72.
Languages used in church services, 75.
Work, home, 90, 91; contributions, 100.
Negro organizations, 130.
General statistics, 146, 528; Negro, 554, 578.
- Unitarians:
Organizations, 26.
Members, 30, 38.
Church edifices, 43.
Value of church property, 46.
Debt on church property, 50.
Parsonages, 53.
Church expenditures, 57.
Sunday schools, officers and teachers, scholars, 60.
Ministers, 67, 69, 72.
Languages used in church services, 76, 82.
Work, home, 92, 93; contributions, 100.
General statistics, 146, 351-353, 530, 551.
- United American Free Will Baptists (Colored), name changed to Colored Free Will Baptists, 14.
- United Baptists:
Organizations, 25.
Members, 30, 36.
Church edifices, 42.
Value of church property, 45.
Debt on church property, 49.
Parsonages, 52.
Church expenditures, 56.
Sunday schools, officers and teachers, scholars, 59.
Ministers, 66.
Languages used in church services, 74.
General statistics, 142, 526, 536.
- United Danish Evangelical Lutheran Church in America:
Organizations, 25.
Members, 30, 37.
Church edifices, 43.
Value of church property, 45.
Debt on church property, 49.
Parsonages, 53.
Church expenditures, 56.
Sunday schools, officers and teachers, scholars, 59.
Ministers, 66, 69, 72.
Languages used in church services, 75, 80.
Work, home, 90, 91; foreign, 96, 97; contributions, 100.
General statistics, 144, 345-347, 528, 544.
- United Evangelical Church:
Organizations, 26.
Members, 30, 38.
Church edifices, 43.
Value of church property, 46.
Debt on church property, 50.
Parsonages, 53.
Church expenditures, 57.
Sunday schools, officers and teachers, scholars, 60.
Ministers, 67, 69, 72.
Languages used in church services, 76, 82.
Work, home, 92, 93; foreign, 96, 97; contributions, 100.
General statistics, 146, 351-353, 530, 552.
- United Norwegian Lutheran Church in America:
Organizations, 25.
Members, 30, 37.
Church edifices, 43.
Value of church property, 45.
Debt on church property, 49.

United Norwegian Lutheran Church in America—Continued.
 Parsonages, 52.
 Church expenditures, 56.
 Sunday schools, officers and teachers, scholars, 59.
 Ministers, 66, 69, 72.
 Languages used in church services, 75, 79, 83.
 Work, home, 90, 91; foreign, 96, 97; contributions, 99.
 General statistics, 144, 342-344, 528, 543.

United Presbyterian Church of North America:
 Organizations, 26.
 Members, 30, 37.
 Church edifices, 43.
 Value of church property, 46.
 Debt on church property, 49.
 Parsonages, 53.
 Church expenditures, 57.
 Sunday schools, officers and teachers, scholars, 59.
 Ministers, 66, 69, 72.
 Languages used in church services, 76, 81.
 Work, home, 92, 93; foreign, 96, 97; contributions, 100.
 General statistics, 146, 348-350, 530, 548.

United Society of Believers (Shakers):
 Members, under and over 13 years of age, 36.
 Languages used in church services, 74.
 General statistics, 142, 526.

United Synod of the Evangelical Lutheran Church in the South:
 Organizations, 25.
 Members, 30, 37.
 Church edifices, 43.
 Value of church property, 45.
 Debt on church property, 49.
 Parsonages, 52.
 Church expenditures, 56.
 Sunday schools, officers and teachers, scholars, 59.
 Ministers, 66, 68, 72.
 Languages used in church services, 75, 79.
 Work, home, 90, 91; foreign, 96, 97; contributions, 99.
 Negro organizations, 130.
 General statistics, 144, 342-344, 528, 542; Negro, 578.

United Zion's Children:
 Members, under and over 13 years of age, 36.
 Ministers, 66, 68.
 Languages used in church services, 74, 78.
 General statistics, 142, 526.

Universal Brotherhood and Theosophical Society, no statistics available, 14.

Universalists:
 Organizations, 26.
 Members, 30, 38.
 Church edifices, 43.
 Value of church property, 46.
 Debt on church property, 50.
 Parsonages, 53.
 Church expenditures, 57.
 Sunday schools, officers and teachers, scholars, 60.
 Ministers, 67, 69, 72.
 Languages used in church services, 76.
 Work, home, 92, 93; foreign, 96, 97; contributions, 100.
 General statistics, 146, 351-353, 530, 552.

Utah: Sunday schools, 61, 63, 64; foreign languages, 86; population, organizations, members, value of church property, debt on church property, value of parsonages, with per cent distribution and rank, 103-105; members in principal denominations, 113; members in Negro organizations, 139; general statistics, 148, 149, 226, 227. *See also States.*

Utica, N. Y., 332, 337, 510.

Value of church property, comparative statistics for 1870, 1860, and 1850, 24; definition of term, 44; amount, per cent distribution, and increase, 1890-1916, by principal denominations, 45, 46; rank and average per organization, by denominations, 46; probable understatement, 47, 48; in foreign missions, 96, 97; amount, per cent distribution, and rank, by states, 104; average per organization, by states, 106; by classes of cities, 117-119. *See also general tables.*

— Negro organizations, by denominations, 130; amount, per cent distribution, and increase, by specified denominations, 1890-1916, 134. *See also general table.*

Vedanta Society:

Members, over 13 years of age, 38.
 Ministers, 67.
 Languages used in church services, 6.
 General statistics, 146, 530.

Vermont: Sunday schools, 61, 62, 64; foreign languages, 86; population, organizations, members, value of church property, debt on church property, and value of parsonages, with per cent distribution and rank, 103-105; members in principal denominations, 108; general statistics, 148, 149, 226, 227. *See also States.*

Virginia: Sunday schools, 61, 63, 64; foreign languages, 86; population, organizations, members, value of church property, debt on church property, and value of parsonages, with per cent distribution and rank, 103-105; members in principal denominations, 110; members in Negro organizations, 139; general statistics, 14, 149, 226-229. *See also States.*

Voluntary Missionary Society in America:
 Members, under and over 13 years of age, 36.
 Ministers, 66.
 Languages used in church services, 71.
 Negro organizations, 130.
 General statistics, 144, 528; Negro, 55, 578.

Volunteers of America:

Organizations, 26.
 Members, 30, 38.
 Church edifices, 43.
 Value of church property, 46.
 Debt on church property, 50.
 Church expenditures, 57.
 Sunday schools, officers and teachers, scholars, 60.
 Ministers, 67, 69, 72.
 Languages used in church services, 76, 82.
 Work, home, 92.
 General statistics, 146, 351-353, 530, 552

Waco, Tex., 334, 338, 512.

Waltham, Mass., 334, 338, 512.

Washington: Sunday schools, 61, 63, 64; foreign languages, 86; population, organizations, members, value of church property, debt on church property, and value of parsonages, with per cent distribution and rank, 103-105; members in principal denominations, 113; members in Negro organizations, 139; general statistics, 148, 149, 228-231. *See also States.*

Washington, D. C., 330, 336, 512.

Waterbury, Conn., 332, 337, 514.

Waterloo, Iowa, 334, 338, 514.

Watertown, N. Y., 334, 338, 516.

Welsh Calvinistic Methodist Church:

Organizations, 26.
 Members, 30, 37.
 Church edifices, 43.
 Value of church property, 46.
 Debt on church property, 49.
 Parsonages, 53.
 Church expenditures, 56.
 Sunday schools, officers and teachers, scholars, 59.

Welsh Calvinistic Methodist Church—Con-
 Ministers, 66, 69, 72.
 Languages used in church services, 76, 81.

Work, home, 92, 93; foreign, 96, 97; contributions, 100.
 General statistics, 146, 348-350, 530, 548.

Welsh language, use of, in church services, 85. *See also languages under each denomination, 78-82.*

Wendish language. *See Slavic.*

Wesleyan Methodist Connection of America:

Organizations, 25.
 Members, 30, 37.
 Church edifices, 43.
 Value of church property, 45.
 Debt on church property, 49.
 Parsonages, 53.
 Church expenditures, 56.
 Sunday schools, officers and teachers, scholars, 59.
 Ministers, 66, 69, 71, 72.

Languages used in church services, 75, 80.

Work, home, 90, 91; foreign, 96, 97; contributions, 100.

Negro organizations, 130.

General statistics, 144, 528, 546; Negro, 554, 578.

West Hoboken, N. J., 334, 338, 516.

West Virginia: Sunday schools, 61, 63, 64; foreign languages, 86; population, organizations, members, value of church property, debt on church property, and value of parsonages, with per cent distribution and rank, 103-105; members in principal denominations, 111; members in Negro organizations, 139; general statistics, 148, 149, 232, 233. *See also States.*

Wheeling, W. Va., 334, 338, 516.

Wichita, Kans., 332, 337, 516.

Wilkes-Barre, Pa., 332, 337, 518.

Williamsport, Pa., 334, 338, 518.

Wilmington, Del., 332, 337, 520.

Wilmington, N. C., 334, 338, 520.

Wisconsin: Sunday schools, 61, 62, 64; foreign languages, 86; population, organizations, members, value of church property, debt on church property, and value of parsonages, with per cent distribution and rank, 103-105; members in principal denominations, 109; members in Negro organizations, 139; general statistics, 148, 149, 232-235. *See also States.*

Women's Christian Temperance Union, 11.

Woonsocket, R. I., 334, 338, 520.

Worcester, Mass., 330, 336, 520.

Work, domestic, sources of information, 88; scope of the report, 88; contributions, home missions, colleges, hospitals, value of property and endowments, 90-95. — foreign, scope of the report, 95; contributions, countries, missionaries, churches, colleges, academies, etc., philanthropic institutions, and value of property, 96-99.

Wyoming: Sunday schools, 61, 63, 64; foreign languages, 86; population, organizations, members, value of church property, debt on church property, and value of parsonages, with per cent distribution and rank, 103-105; members in principal denominations, 113; members in Negro organizations, 139; general statistics, 148, 149, 236, 237. *See also States.*

Yiddish language, use of, in church services, 85. *See also languages under each denomination, 78-82.*

Yonkers, N. Y., 332, 337, 522.

York, Pa., 334, 338, 522.

Young Men's Christian Association, 11.

Young Women's Christian Association, 11.

Youngstown, Ohio, 332, 337, 524.

Zanesville, Ohio, 334, 338, 524.

