



This is a digital copy of a book that was preserved for generations on library shelves before it was carefully scanned by Google as part of a project to make the world's books discoverable online.

It has survived long enough for the copyright to expire and the book to enter the public domain. A public domain book is one that was never subject to copyright or whose legal copyright term has expired. Whether a book is in the public domain may vary country to country. Public domain books are our gateways to the past, representing a wealth of history, culture and knowledge that's often difficult to discover.

Marks, notations and other marginalia present in the original volume will appear in this file - a reminder of this book's long journey from the publisher to a library and finally to you.

Usage guidelines

Google is proud to partner with libraries to digitize public domain materials and make them widely accessible. Public domain books belong to the public and we are merely their custodians. Nevertheless, this work is expensive, so in order to keep providing this resource, we have taken steps to prevent abuse by commercial parties, including placing technical restrictions on automated querying.

We also ask that you:

- + *Make non-commercial use of the files* We designed Google Book Search for use by individuals, and we request that you use these files for personal, non-commercial purposes.
- + *Refrain from automated querying* Do not send automated queries of any sort to Google's system: If you are conducting research on machine translation, optical character recognition or other areas where access to a large amount of text is helpful, please contact us. We encourage the use of public domain materials for these purposes and may be able to help.
- + *Maintain attribution* The Google "watermark" you see on each file is essential for informing people about this project and helping them find additional materials through Google Book Search. Please do not remove it.
- + *Keep it legal* Whatever your use, remember that you are responsible for ensuring that what you are doing is legal. Do not assume that just because we believe a book is in the public domain for users in the United States, that the work is also in the public domain for users in other countries. Whether a book is still in copyright varies from country to country, and we can't offer guidance on whether any specific use of any specific book is allowed. Please do not assume that a book's appearance in Google Book Search means it can be used in any manner anywhere in the world. Copyright infringement liability can be quite severe.

About Google Book Search

Google's mission is to organize the world's information and to make it universally accessible and useful. Google Book Search helps readers discover the world's books while helping authors and publishers reach new audiences. You can search through the full text of this book on the web at <http://books.google.com/>

LB1507

.T48

RY PLANBOOK SERIES

BOOK ONE

LB1507 .T48

Primary lesson detail : International

Gutman Library

APA2115



3 2044 028 900 496

PRIMARY LESSON DETAIL

INTERNATIONAL
GRADED SERIES


PREPARED BY
MARION THOMAS

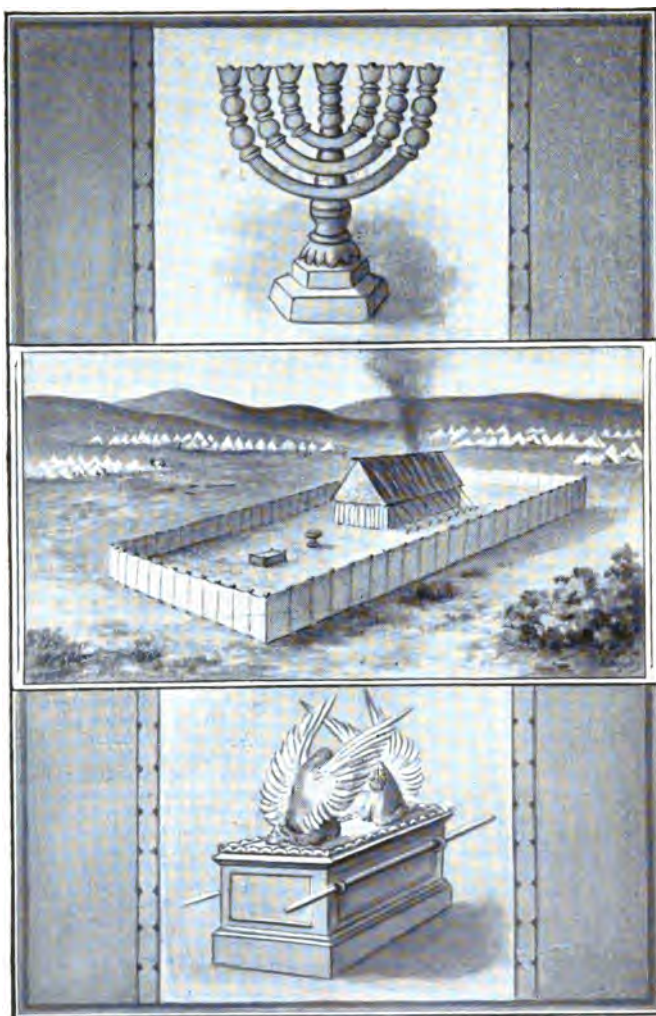
HARVARD UNIVERSITY



**LIBRARY OF THE
GRADUATE SCHOOL
OF EDUCATION**

~~SECRET~~





CANDLESTICK
TABERNACLE
ARK OF THE COVENANT

PRIMARY PLANBOOK SERIES, BOOK I

PRIMARY LESSON DETAIL

INTERNATIONAL GRADED SERIES

PREPARED BY MARION THOMAS



JOHN T. McFARLAND, EDITOR

THE METHODIST BOOK CONCERN

NEW YORK

CINCINNATI

LB1507

.T48

HARVARD UNIVERSITY
GRADUATE SCHOOL OF EDUCATION
MONROE C. GUTMAN LIBRARY

~~_____~~
~~_____~~
Feb. 12, 1932

Copyright, 1913, by Marion Thomas
The memory verses from the American Standard Bible
are copyrighted, 1901,
by Thomas Nelson & Sons, New York

CONTENTS

	PAGES
FOREWORD	v-xi
OUTLINE	1-223
APPENDIX.....	224-241

OUTLINE

OCTOBER

Notes	1-2
First Year.....	3-11
Second Year.....	11-17
Third Year.....	17-22

NOVEMBER

Notes	23-24
First Year.....	25-31
Second Year.....	32-36
Third Year.....	36-43

DECEMBER

Notes	44-46
First Year.....	47-52
Second Year.....	53-58
Third Year.....	58-62

JANUARY

Notes	63-64
First Year.....	65-69
Second Year.....	70-75
Third Year.....	75-80

FEBRUARY

Notes	81-82
First Year.....	83-87
Second Year.....	87-92
Third Year.....	93-96

MARCH

Notes	97-98
First Year.....	99-104
Second Year.....	105-110
Third Year.....	111-118

APRIL	PAGES
Notes	119-120
First Year.....	121-126
Second Year.....	127-131
Third Year.....	131-136
MAY	
Notes	137-138
First Year.....	139-145
Second Year.....	145-152
Third Year.....	152-157
JUNE	
Notes	158-160
First Year.....	161-165
Second Year.....	165-171
Third Year.....	171-174
JULY	
Notes	175-176
First Year.....	177-181
Second Year.....	182-186
Third Year.....	186-191
AUGUST	
Notes	192-194
First Year.....	195-198
Second Year.....	199-202
Third Year.....	202-206
SEPTEMBER	
Notes	207-208
First Year.....	209-214
Second Year.....	214-220
Third Year.....	220-223

APPENDIX

References to Appendices in Primary Teacher's Text	
Books	224-229
List of Models.....	229
List of Supplementary Pictures.....	229
Primary Equipment and Prices.....	230
Outline Drawings.....	231-241

FOREWORD

THE PURPOSE OF THE BOOK

This book is planned for primary superintendents. It is the first of a series of planbooks, or guides, for use in a primary department in which the Graded Primary Lessons are taught. By Graded Primary Lessons are meant the primary lessons of the International Course of Graded Lessons. The primary lessons of this course include first, second, and third year lessons. (See chart of the Graded Lessons of the International Course in the appendix.)

To superintend a class session in a department in which these lessons are taught it is necessary for the superintendent to know the lessons and memory verse or verses to be taught in each grade and the requisites necessary for teaching. To study three textbooks to extract this knowledge requires both time and effort. To conserve this time and effort by setting forth in brief and concise form such information as is needed by the superintendent is the purpose of this book.

THE PLAN OF THE BOOK

The lesson detail of the lessons in the Primary Teacher's Text Books is assembled by months and by years or grades. Under each month, beginning with October, there is given, first, the lesson detail of the First Year Lessons for the month; next, the lesson detail of the Second Year Lessons; and, last, the detail of the Third Year Lessons for the month.

Under each lesson will be found the lesson title, the Bible passage or lesson material, the memory verse, the aim or purpose of the lesson, the titles and sources

of pictures for lesson illustration, directions for the pupil's handwork, and if there is a Correlated Lesson, the lesson or Bible verses given for memorization.

Lessons with which missionary instruction may be given in connection with the lesson teaching, through the offering service or as a special feature of the program, are starred.

THE CONTEXT OF THE BOOK

In most primary departments the superintendent conducts the different exercises of the program, guides the class teachers, and supervises their work, with view to helping them accomplish the best results through their teaching.

The most acceptable program or order of exercises for a primary department is one that has for its thought or theme some truth that relates to and supplements or strengthens the lesson teaching. For example, when the theme of the first year lessons is the Protecting Care of God, the Bible responses and songs used for the worship present the same thought. When the second or third year lessons tell of Jesus, the Bible responses and songs used for opening, offering, and closing exercises supplement the lessons. From this it is evident that to arrange a program or order of exercises for a given Sunday or series of Sundays, a knowledge of lesson titles, memory verses, and purpose of the lessons is necessary. This book gives this knowledge in a form for ready reference. (For a year of primary programs see Book II of this Series.)

Pictures are among the most valuable accessories of the primary department. By the correct use of the right picture the child gains knowledge and a perception of truth, for every picture has some message or

truth to convey. Pictures that will be found helpful in illustrating the lessons are listed that superintendents may know what pictures are available for the different lessons, may guide teachers in the use of pictures, and may stimulate interest in picture work by placing selected pictures about the room—on the wall, blackboard, or screen—and by making use of pictures in conducting reviews and story-telling periods.

The handwork suggestions for each lesson are given that the superintendent may understand the work to be done and the preparation that needs to be made for it, and may know what and how well the work is being carried out by the teachers and with what benefit to the pupils.

It is necessary also for the superintendent to know when the correlated lessons occur and what the lessons are, that the extra memorization may be urged upon the pupils and be reviewed and incorporated in the exercises of the department, and therefore such information is given.

THE USE OF THE BOOK

The book is designed for use week by week. By turning to it each week the superintendent will be able to tell almost at a glance what truth or form of teaching should be emphasized in the program the next Sunday, which pictures are appropriate for the decoration of the room and for the use of class teachers, and what models may be used to further illustrate the lessons.

The book is designed also for use in teachers' meetings. By studying it not only week by week for its program suggestions, but also month by month in advance, it will be possible to anticipate the needs of the

class teachers and to acquaint them with the character of the work that is coming and the preparations to be made for it. To help the teachers to look ahead and to understand the preparations they are to make for handwork, story-telling, correlated-lesson teaching, or special activities at the Thanksgiving, Christmas, and Easter seasons is a form of teacher-training.

The superintendent will find it helpful if one copy of the book may be kept at home for use in preparing programs and making necessary notes and another copy at Sunday school for ready reference in directing class work and conducting teachers' meetings. The second copy, if not the first, should be a part of the equipment required for the department and be provided by the school.

In the use of the book it will be found that some statements and explanations of themes and lesson aims or purposes are more briefly stated than in the textbooks. Similarly, there are a few changes in the handwork suggestions.

For the use of class teachers, and more especially for first-year teachers, more pictures are listed under some lessons than are listed in the textbooks. Under some lessons more pictures are given than one teacher will need to use. When they are available, a number of pictures are given under each lesson, that teachers may have pictures from which to choose and that there may be pictures for use in a number of classes.

The differences that will be noted in this book are not contradictory to any of the statements, explanations, or work given in the textbooks. The book is in agreement with the textbooks in all of its detail, for otherwise it would be of no value or use to those for whom it has been prepared.

IMPORTANT STATEMENTS AND ADDITIONAL
EXPLANATIONS

While the lesson detail needed by the superintendent to supervise the primary department and to direct the work of the class teachers has been extracted from the primary textbooks and gathered together in this book, it must not be supposed that the superintendent does not need to be familiar with the text books or to make use of them. The textbooks contain help and suggestions for the superintendent as well as for the class teacher, and there is much valuable material contained in the textbooks not included in this book, for example, the editorial statements, the forewords, and the appendices of the textbooks.

In the forewords are to be found explanations of the graded lessons as a course, explanations relating to the construction and use of the primary lessons, discussions of superintendents' and class teachers' problems, methods of introducing the graded primary lessons into an ungraded primary department, program suggestions, and answers to the many questions class teachers ask or should be led to ask at the beginning of each new Sunday school year. It is important at this time for the superintendent to read the forewords.

Besides the foreword in part one of each primary textbook there are prefaces in parts two, three and four. These prefaces contain instructions or call attention to special features in the textbooks or lessons. At the beginning of each quarter it is advisable for the superintendent to read the prefaces in the textbooks that are to be used during the quarter.

Besides the prefaces there are the appendices, and

in each textbook material for use in teacher-training classes. For example, in the first year textbooks the quotations at the head of chapters or themes have been chosen from the point of view of child study. The explanations of the themes and of the lessons have been written for the purpose of helping superintendent and teachers to come to a better understanding of the characteristics and needs of childhood. A study of these quotations and explanatory notes and a reading of the books listed in the appendix of each first year textbook would constitute a course in child study. Similarly a study of the quotations and explanations of themes and lessons in the second and third year textbooks and a reading of the books recommended would constitute a course in principles and in methods of teaching. The superintendent desiring to pursue a teacher-training course, or planning to institute and carry on a teacher-training class with primary class teachers as students, will find much material ready for use in the textbooks. This material could not be included in this book.

If a teacher-training class of primary class teachers is to be formed, make a study of the first year textbooks one year. Read and discuss the quotations, the explanations of themes, and the lesson material. Assign home reading on the lessons, and as a part of each meeting of the class call for reports on the reading and for a discussion of what has been reported or reviewed. For the assignment of home reading see the book lists and suggestions in the appendix of parts one to four of the first year textbooks. Make a similar study of the second year textbooks and then of the third. The result will be teachers trained to teach the lessons of their grades and to teach them not only with

ability, but with an understanding of the primary lessons and work as a whole.

The appendices of the different textbooks are the superintendent's source book. They contain missionary and temperance suggestions, promotion exercises, songs for use with different lessons and on special occasions, and book lists. See the appendix in this book for "Special Features Contained in the Appendices of the Primary Textbooks."

In the lesson detail under different lessons the use of a model or of models is recommended. Not all primary departments are or may be equipped with models. When this is the case the drawings that have been made for this textbook may be used. The drawings in half-tone will give correct ideas of the complete or real model. For drawings in outline that may be copied on the blackboard or on paper see the Appendix. See the Appendix also for a chart of the graded lessons and for the prices of the Primary Teacher's Textbooks, the Folders for the pupils, and the Picture Sets referred to in this book.

NOTES FOR OCTOBER

NOTES FOR OCTOBER

A GUIDE TO THE LESSON DETAIL OF THE PRIMARY LESSONS

OCTOBER FIRST YEAR

AIM FOR THE YEAR

To show forth God's power, love, and care, and to awaken within the child responsive love, trust, and obedience.

THEME I

GOD THE CREATOR AND FATHER

To lead the little child to think, to question about what he sees, to wonder at what he is told, and then to know that it is God who is his heavenly Father who has created the heavens and the earth, is the purpose of the lessons under this theme.

LESSON I. GOD THE CREATOR OF ALL THINGS.

The aim or purpose of this lesson is that of directing the thoughts of the pupil to the things that may be clearly seen in the world of nature, and of teaching him that all things have been created by the power and might of God.

4 A GUIDE TO THE LESSON DETAIL

LESSON MATERIAL.—Genesis 1: 1 to 2: 3; Psalm 33: 6-9.

MEMORY VERSE.—In the beginning God created the heavens and the earth. Genesis 1: 1.

PICTURES FOR LESSON ILLUSTRATION.

- (a) The picture in the folder of Story 1.
- (b) Nature pictures from the Beginners' Story Pictures.
 - Winter's Sleep and Spring's Awakening, First Year.
 - Autumn Foliage, Second Year.
 - Watching the Bees, Second Year.
 - The Blue Meadow, Second Year.
 - The Garden, Second Year.
- (c) Nature pictures in the Beginners' Folders.
 - Stories 27, 34, 43, First Year.
 - Stories 15, 29, 32, Second Year.
- (d) Nature pictures from different sources, the Perry or Brown collection, magazine covers, and pictures of flowers, clouds, and scenery cut from magazines and mounted for use as a department or class collection.

NATURE MATERIAL FOR ROOM DECORATION.

- (a) Cut flowers and growing plants.
- (b) Birds' nests and shells.
- (c) Thistles, milkweed pods, bittersweet, and collections of seeds and seed-bearing vessels.

OF THE PRIMARY LESSONS

5

HANDWORK.

(a) Drawing.

Tree, flower, bit of blue sky and green grass,
birds flying across a blue or gray sky,
leaves, grasses, and the like.

(b) Pasting.

Pictures of flowers, birds, trees, leaves, or
scenery.

Pressed flowers and leaves.

(c) Sentence for writing by the teacher or past-
ing by the pupil beside the drawn or pasted
picture.

To help me think of something beautiful that
God has made, or

In the beginning God created the heavens and
the earth.

LESSON 2. GOD THE FATHER OF ALL.*

To lift the thoughts of the little child to
God and say, "It is he who is your heavenly
Father," is the aim of this lesson.

* With lessons that are starred missionary instruction may be given, if desired. With some lessons this instruction may be made a part of the lesson teaching; with other lessons it will need to be supplementary to the teaching and be given in connection with the offering service or as a special feature of the program. When made a part of the offering service or a special feature of the program it will be found expedient with some lessons to use them as a preparation for missionary teaching and to give this teaching not on the day the lessons are taught, but the next Sunday. The character of the lessons will determine the kind of instruction that is appropriate and its place on the program.

6 A GUIDE TO THE LESSON DETAIL

LESSON MATERIAL.—Genesis 2:4-25; Malachi 2:10a; Psalm 100:3a.

MEMORY VERSE.—O Lord, thou art our Father.
Isaiah 64:8a.

PICTURES FOR LESSON ILLUSTRATION.

- (a) The picture in the folder of Story 2.
- (b) Beginners' Story Pictures.
 - Father and Mother Birds' Care, First Year.
 - The Heavenly Father's Care for Birds and Animals, First Year.
 - Waiting for Master, Second Year.
 - Winter Birds, Second Year.
- (c) Beginners' Additional Picture Set.
 - Squirrel eating cone.
 - Cows in the barnyard.
- (d) Pictures in Beginners' Folders.
 - Stories 2 and 3, First Year.
 - Stories 3 and 4, Second Year.
- (e) Pictures from Primary Picture Set, No. 2 (Missionary).
 - Selected pictures.
- (f) Pictures from Primary Folders.
 - Stories 4, 22, 35 to 39, Second Year.
 - Stories 11 and 29, Third Year.
- (g) Pictures from different sources.
 - Animals and birds.
 - People of different countries.

OBJECTS FOR ROOM DECORATION OR FOR USE IN CLASS.

Indian bow and arrow.

Indian baskets and toy canoes.

Japanese vases, spray of cherry blossoms, and the like.

Flags of different nations, the wooden shoes worn by the peasants in different foreign countries, or any object to which the attention of the child may be called and which is adapted to direct thought to people or other countries.

HANDWORK.

(a) Pasting.

Pictures of animals and birds; and

Pictures of children or grown people of some other race other than one's own.

(b) Verses for writing by the teacher or for pasting by the child.

On the page bearing the picture of children or adults: "O Lord, thou art our Father."

On the page bearing the picture of animals or birds:

"For every beast of the forest is mine,
And the cattle upon a thousand hills."

"I know all the birds of the mountains."

"And the wild beasts of the fields are mine."

8 A GUIDE TO THE LESSON DETAIL

THEME II

GOD THE LOVING FATHER AND HIS GOOD GIFTS

The purpose of the lessons under this theme is to lead the child to recognize the love and care of his heavenly Father for him and to awaken responsive trust, love, and gratitude.

LESSON 3. THE GIFT OF WATER.

To teach about the gift of water and lead the child to recognize God's power and loving care in bestowing this gift is the aim of this lesson.

LESSON MATERIAL.—Exodus 15: 22, 27; Psalms 104: 10-14; 147: 7-9; Isaiah 41: 18; 43: 20b.

MEMORY VERSE.—Every good gift and every perfect gift is from above, coming down from the Father. James 1: 17a.

PICTURES FOR LESSON ILLUSTRATION.

- (a) The picture in the folder of Story 3.
- (b) Beginners' Story Pictures.
 - The picture for Lesson 7, First Year.
 - The Shower, Second Year.
 - The Rainbow, Second Year.
- (c) Beginners' Additional Picture Set.
 - The cow drinking at the stream.
 - Giving the dog a drink.
- (d) Pictures in the Beginners' Folders.
 - Stories 7, 22, 47, First Year.
 - Stories 7 and 30, Second Year.

- (e) Primary Picture Set, No. 1.

The Great Wide Sea.

- (f) Primary folders.

Stories 25, 50, Second Year.

- (g) Pictures from additional sources.

Pictures of springs, brooks, and rivers.

Ocean views and cloud pictures.

Animals and birds drinking water.

People drawing water from fountains, wells,
or water pipes.

NATURE MATERIAL FOR ROOM DECORATION.

Bowl of gold fish or an aquarium, or pictures of the
same.

HANDWORK.

- (a) Pasting.

Pictures of birds, animals or people drink-
ing water.

A picture of clouds, the ocean, a lake, river,
falls, brook, or spring.

- (b) Drawing with colored crayons.

A bit of dark blue to represent water with
lighter blue above to represent the sky.

- (c) Explanatory sentence to accompany drawing or
pasting.

Water to drink is one of God's good gifts.

10 A GUIDE TO THE LESSON DETAIL

LESSON 4. THE GIFT OF DAILY BREAD.

To help the little child to understand that the grain of which his bread is made is one of God's good gifts to him is the aim of this lesson.

LESSON MATERIAL.—Psalm 85: 12; Leviticus 26: 4; Mark 4: 28, 29; Isaiah 55: 10.

MEMORY VERSE.—Give us this day our daily bread.
Matthew 6: 11.

PICTURES FOR LESSON ILLUSTRATION.

(a) The picture in the folder of Story 4.

(b) Beginners' Additional Picture Set.

Harvesting the wheat.

Bringing home the bread.

(c) Primary Picture Set, No. 1.

A Western Wheat Field.

(d) Primary folders.

Story 24, page five, Second Year.

Stories 47, 52, Second Year.

Story 5, Third Year.

(e) Pictures from different sources.

"The Sower" and pictures of farmers plowing, sowing, or reaping; pictures of bakers and cooks at work; pictures of bread and the like.

OF THE PRIMARY LESSONS

II

NATURE MATERIAL FOR ROOM DECORATION AND FOR USE BY CLASS TEACHERS.

Heads of wheat and barley, corn in the ear,
or pictures of the same.

Wheat grains and flour for use in teaching
the lesson.

HANDWORK.

(a) Drawing.

Pictures of seeds, young plants, and heads of
wheat.

(b) Pasting.

Pictures of bread, of bakers, and cooks at
work, of wheat and wheat fields.

(c) Verse to accompany drawing or pasting:

Back of the loaf is the snowy flour,

And back of the flour is the mill,

And back of the mill is the wheat and the shower,

And the sun and the Father's will.

—*M. D. Babcock.*

SECOND YEAR

AIM FOR THE YEAR

To build upon the teachings of the first year (1) by showing ways in which children may express their love, trust, and obedience; (2) by showing Jesus, the Saviour, in his love and work for men; and (3) by showing how helpers of Jesus and others learn to do God's will.

12 A GUIDE TO THE LESSON DETAIL

THEME I

THE RIGHT USE OF GOD'S BOOK, GOD'S HOUSE, AND GOD'S DAY

The lessons of this theme aim to secure the performance on the part of the pupil of certain right acts which are possible for him to perform, which are a natural response to the feeling of love for God which the lessons for the first year roused within him, and which will help him use God's Book, God's house, and God's day in the way he should, and have regard and reverence for them.

LESSON I. A LOST BOOK FOUND.

The aim of this lesson is to teach that the Bible is one of God's ways of speaking to people, and to lead to a more reverent regard for and handling of the Bible by the child that he may give a more willing and joyous obedience to the Bible precepts and laws that he has learned or will learn from time to time.

LESSON MATERIAL.—2 Kings 22:8, 10-13, 18-20;
23: 1-3.

MEMORY VERSE.—Be ye doers of the word. James
1: 22.

PICTURES IN ILLUSTRATION OF THE LESSON.

(a) The pictures in the folder of Story 1.

(b) Pictures from different sources.

Solomon's Temple. Wilde's Bible Picture, No. 384.

Scroll. Wilde's Bible Picture, No. 237.

Harvesting in Egypt, page 8, in "On Holy Ground."

The Obelisk at On, page 50, in "On Holy Ground."

Moabite Stone, page 246, in "On Holy Ground."

Black Obelisk, page 263, in "On Holy Ground."

OBJECTS FOR USE OF CLASS TEACHERS.

A small model of a scroll which may be bought for about fifty cents or may be constructed.

The temple in the form of blocks, costing about \$5.75.

HANDWORK.

(a) Drawing.

A picture of a scroll or of a Bible.

(b) Pasting.

A small model of a scroll, or a picture of a scroll or Bible.

(c) Verse to accompany handwork.

The Memory Verse.

"Do that which is right and good."

A Bible verse suggested by the pupil or by the teacher.

A "sentence story" about the lesson.

14 A GUIDE TO THE LESSON DETAIL

LESSON 2. A KING AND HIS PEOPLE CARING FOR GOD'S HOUSE.

The purpose of this lesson is to teach that the people about whom the story tells gave gladly and freely for their church and that each was happy in doing his part to make the temple a beautiful place. The responses hoped for on the part of the child are a more orderly behavior inside the church building when passing in and out; a better care of church and Sunday school furniture and property; a sense of responsibility and joy in taking part in the exercises of the department and in contributing to the offerings.

LESSON MATERIAL.—2 Kings 12: 4-15; 2 Chronicles 24: 4-14.

MEMORY VERSE.—Enter into his gates with thanksgiving, and into his courts with praise. Psalm 100: 4.

PICTURES FOR LESSON ILLUSTRATION.

- (a) The picture in the folder of Story 2.
- (b) Primary Picture Set, No. 1.
Jerusalem from the Mount of Olives.
Jerusalem, the Jaffa Gate.
- (c) Pictures from different sources.
Wilde's Bible Pictures: "Solomon's Temple," No. 384.

OBJECT.

The temple in the form of blocks.

HANDWORK.

(a) Pasting (for pupils who cannot write):

Pictures of money, of children bringing an offering of money or flowers, or a written list of ways of caring for the church and Sunday school.

(b) Writing.

On the page Handwork for Story 2 a sentence in explanation of the picture, "The money was weighed instead of counted."

On the reverse page, short sentences or words in explanation of what one may give and do for one's church.

Be neat and careful.

Be gentle and kind.

Give help or money or flowers.

Give thanks and praise to God.

LESSON 3. KEEPING THE LORD'S DAY.

The purpose of this lesson is to teach the right use of God's day, and to arouse the desire of the child to attend church and Sunday school regularly and to make God's day a blessed day by giving joy and help to others.

LESSON MATERIAL.—Genesis 2:2, 3; Exodus 20:8; 31:12, 13; Psalms 100; 118:24.

MEMORY VERSES.—Remember the sabbath day, to keep it holy. Exodus 20:8. This is the day which the Lord hath made; we will rejoice and be glad in it. Psalm 118:24.

16 A GUIDE TO THE LESSON DETAIL

PICTURES FOR LESSON ILLUSTRATION.

- (a) The pictures in the folder of Story 3.
- (b) Primary Picture Set, No. 1.
Jesus and the Money Changers.
The Wonderful Healer.
- (c) Pictures from different sources.
Pictures of cathedrals and churches, of people going to church, and of people showing love and kindness to others.

OBJECTS FOR USE OF CLASS TEACHERS AND PUPILS.

- A copy of the Bible for each teacher.
- A flower, picture, book, or paper for a number of the pupils to carry to some friend who is ill or to a shut-in.

HANDWORK.

- (a) Pasting (for those pupils who cannot write).
A copy of the memory verse for Lesson 2 or a picture of the church or Sunday school building.
- (b) Writing.
The memory verse of Lesson 2.

EXTRA MEMORIZATION AT HOME.

Psalm 100.

THEME II

PRAYER AND PRAISE

To begin to instruct the child concerning those for whom he may pray, the times and places for prayer, the different kinds of prayer, and the answers God sends, is the purpose of the lessons of this theme.

LESSON 4. PRAYING FOR A FRIEND.

The purpose of this lesson is to teach that we should "pray one for another," and that one another means members of our households, people we know outside the family, and members of that one big family of world-children who have all one Father, who is God.

LESSON MATERIAL.—Acts 12:3-17.

MEMORY VERSE.—Pray one for another. James 5:16.

PICTURES FOR LESSON ILLUSTRATION.

Pictures of places in different countries and of grown people and children living in or near these places. See post cards, photographs, story books, and magazines published by the Women's Home, and Foreign Mission Boards of the different denominations, and by the Missionary Education Movement. See also the children's magazine *Everyland*.

OBJECTS FOR USE OF CLASS TEACHERS AND PUPILS.

Flags of different nations or any curio that will stimulate the interest of the pupils in children of other countries and arouse a desire to remember them in prayer.

HANDWORK suggestions are omitted for this lesson that time may be secured for teaching the words of the prayer on page five in the folder of Story 4.

THIRD YEAR

AIM FOR THE YEAR

To build upon the work of the first and second years

18 A GUIDE TO THE LESSON DETAIL

by telling (1) about people who chose to do God's will; (2) how Jesus by his life and words, death and resurrection, revealed the Father's love and will for us; (3) such stories as will make a strong appeal to the child and arouse within him a desire to choose and to do that which God requires of him.

THEME I

SEEKING TO KNOW AND TO DO GOD'S WILL

The purpose of this theme is to further extend the child's understanding of what it means to be obedient to God and to lead him to render the obedience of which he is capable.

LESSON I. A SHEPHERD BOY AND A GIANT.

The aim of this lesson is to teach the child that he may turn to God at all times and for all things, and to lead him to so turn that he may feel his dependence upon God and be helped to form the habit of "seeking to know and do God's will."

LESSON MATERIAL.—I Samuel, chapter 17. •

MEMORY VERSE.—I will fear no evil; for thou art with me. Psalm 23: 4.

PICTURES FOR LESSON ILLUSTRATION.

- (a) Primary Picture Set, No. 3.
David the Shepherd Lad.

- (b) Primary Picture Set, No. 1.
Bethlehem; This was David's Home.
A Royal Pair.
- (c) Primary Folders.
Story 1, Third Year.
Story 40, First Year.
- (d) Beginners' Story Pictures.
The picture for Lesson 38, First Year.
David and the Giant, Second Year.

HANDWORK.

- (a) Writing.

The answer to the question under "Something to Think About" on page five in the folder of Lesson 1. The answer to be similar to the following, "It made him brave and strong to do what he had to do."

- (b) Copying the memory verse under the printed copy on page four in the folder.

CORRELATED LESSON.

Psalm 23.

LESSON 2. DAVID'S FRIENDSHIP WITH A KING'S SON.

To give the idea in the way a child can understand that to be a friend to others means to love and to help and serve them, and to suggest to the child that he be a friend to his companions and think of their comfort, good, and pleasure before his own, is the aim of this lesson.

20 A GUIDE TO THE LESSON DETAIL

LESSON MATERIAL.—I Samuel 18: 1-16; 19: 1-10; 20: 1-42.

MEMORY VERSE.—He loved him as he loved his own soul. I Samuel 20: 17.

PICTURES FOR LESSON ILLUSTRATION.

- (a) The picture in the folder of Story 2.
- (b) Primary Picture Set, No. 3.
 - David and Jonathan.

HANDWORK.

- (a) Copying the memory verse on page five in the folder.
- (b) Writing the answers to these questions on page six in the folder: "Tell what you think it means to show oneself friendly," and "What it is that one must do to keep a friend."

CORRELATED LESSON.


Psalm 23 (continued).

LESSON 3. ABIGAIL THE PEACEMAKER.


To give a concrete illustration of what it means to be a peacemaker, and to teach that one should not "be hasty in spirit to be angry," but should try at all times to make and keep peace, is the aim of this lesson.

LESSON MATERIAL.—I Samuel 25: 1-35.

MEMORY VERSE.—Be not hasty in thy spirit to be angry. Ecclesiastes 7: 9.



ORIENTAL HOUSE, SHOWING UPPER ROOM
PEASANT'S HOUSE



OF THE PRIMARY LESSONS

21

PICTURES FOR LESSON ILLUSTRATION.

- (a) The picture in the folder of Story 3.
- (b) Pictures from different sources.
 - Pictures of sheep and sheep-shearing, if they are available.

OBJECTS FOR USE OF TEACHERS AND PUPILS.

Samples of wool, washed, carded, and ready for spinning or for weaving.

HANDWORK.

Writing.

The memory verse, "Blessed are the peace-makers: for they shall be called sons of God"; or, "As ye would that men should do to you, do ye also to them likewise."

CORRELATED LESSON.

Psalm 23 (review and drill).

LESSON 4. DAVID AND THE SLEEPING KING.

To give the idea of what it means to be merciful and to inspire to acts of mercy is the purpose of this lesson.

LESSON MATERIAL.—I Samuel, chapter 26.

MEMORY VERSE.—Be ye merciful, even as your Father is merciful. Luke 6: 36.

PICTURES FOR LESSON ILLUSTRATION.

- (a) The pictures in the folder of Story 4.
- (b) Primary Picture Set, No. 3.
 - David Sparing Saul.

22 A GUIDE TO THE LESSON DETAIL

HANDWORK.

Writing: An explanation of the memory verse.

Sentences that may be dictated by the teacher in explanation of the memory verse are as follows:

To be merciful means to be ready to forgive and to do to others as you would like to have them do to you.

To be merciful means, "As ye would that men should do to you, do ye also to them likewise."

To be merciful means to be kind, quick to help, and ready to forgive.

CORRELATED LESSON.

Psalm 23 (continued or review and drill).

NOTES FOR NOVEMBER

NOTES FOR NOVEMBER

NOVEMBER

FIRST YEAR

LESSON 5. THE RIGHT USE OF GOD'S GOOD GIFTS.

To teach about the right uses of food and engender within the child the desire and will to use the gift of food in right ways is the aim of this lesson.

LESSON MATERIAL.—Stories of Lessons 3 and 4 retold; Psalm 145: 15, 16.

MEMORY VERSE.—Every good gift and every perfect gift is from above, coming down from the Father. James 1: 17a.

PICTURES FOR LESSON ILLUSTRATION.

(a) The picture in the folder of Story 5.

(b) Beginners' Story Pictures.

The picture for Lesson 9, First Year.

(c) Beginners' Additional Picture Set.

Saying Grace.

(d) Pictures from different sources.

Pictures of fruits, vegetables, nuts and grains from flower and seed catalogs, magazine covers, and the like.

Pictures of children sharing fruits, candy, cake, or crackers with other children.

HANDWORK.

(a) Drawing.

Pictures of fruits, vegetables, or grain.

(b) Pasting.

Pictures of fruits, vegetables or grain, or

Pictures of children sharing food with other children or with pets.

(c) Verse to accompany handwork, to be written by the teacher or pasted by the pupil.

"God is great and God is good,
And we thank him for our food,
By his goodness all are fed;
Give us, Lord, our daily bread."

THEME III

GOD'S CARE CALLING FORTH LOVE AND THANKS

The purpose of this theme is to repeat, strengthen, and add to the truths taught by the lessons of the first and second themes; to deepen within the child his love for his heavenly Father, his trust in God's power to care for him, and his gratitude for care; and, finally, to lead the child to give expression to the love and gratitude of which he has grown conscious.

NOTE.—At the first of the month it should be decided what form the Thanksgiving offering will take, that the exercises of the department and the teaching given in the classes may prepare the pupils to have a part in the offering and to "cheerfully" and "freely give."

LESSON 6. THE STORY OF NOAH AND THE ARK.

The aim of this lesson is to add to the child's knowledge concerning ways in which the heavenly Father cares for his children, by teaching that God cares for those who trust and obey him by protecting them in danger.

LESSON MATERIAL.—Genesis 6:8 to 8:19.

MEMORY VERSE.—The Lord hath done great things for us; whereof we are glad. 'Psalm 126:3.

PICTURES FOR LESSON ILLUSTRATION.

- (a) The picture in the folder of Story 6.
- (b) Beginners' Story Pictures.
The Gift of Day and Night, First Year.
Noah, Second Year.
- (c) Beginners' Additional Picture Set.
Child asleep in bed.
- (d) Pictures in Beginners' Folders.
Stories 14 and 16, First Year.
Stories 9 and 28, Second Year.
- (e) Pictures from different sources.
Pictures illustrating day and night.
Pictures of children asleep and at work or play.

MODEL.

A toy Noah's ark.

HANDWORK.

- (a) Pasting.
Pictures illustrating day and night, or showing children in school, at work, or at play.

28 A GUIDE TO THE LESSON DETAIL

(b) Verse to accompany handwork.

"The morning bright,
With rosy light,
Has waked me from my sleep;
Father, I own
Thy love alone
Thy little one doth keep." *

LESSON 7. NOAH THANKING GOD.

The aim of this lesson is to present the thought that God's people thank him for his good gifts and loving care.

LESSON MATERIAL.—Genesis 8: 20-22; 9: 1-3, 8-17.

MEMORY VERSE.—The Lord hath done great things for us; whereof we are glad. Psalm 126: 3.

PICTURES FOR LESSON ILLUSTRATION.

- (a) The picture in the folder of Story 7.
- (b) Beginners' Story Pictures.
The Rainbow, Second Year.
- (c) Beginners' Folders.
Story 7, Second Year.
- (d) Pictures from additional sources.
"The Rainbow," by Millet, and other pictures showing a rainbow.

ILLUSTRATIVE MATERIAL FOR ROOM DECORATION OR FOR USE OF TEACHERS.

The rainbow colors in the form of the "first-gift kindergarten balls," ribbons, or color chart.

* From Hymns for Worship and Service for the Sunday School, by permission of The Century Company.

HANDWORK.

- (a) Drawing with colored crayons.

A rainbow, or series of circles or squares colored with the rainbow colors.

- (b) Pasting.

Parquetry circles of the rainbow colors pasted in their order, red, orange, yellow, green, blue, violet.

A copy of the picture, "The Rainbow," by Millet. See "The Perry Pictures," one-cent size, No. 524.

- (c) Verse to accompany handwork.

"The Lord hath done great things for us;
whereof we are glad," or

"If all were rain and never sun,
No bow could span the hill;

If all were sun and never rain,
There'd be no rainbow still." *

LESSON 8. THE PEOPLE OF ISRAEL SAVED AT THE
RED SEA.

To tell what great things the Lord did for the people of Israel at the Red Sea, and to help the little child grow glad because of what God did, and gain an added sense of God's power, is the aim of this lesson.

LESSON MATERIAL.—Exodus 14: 5-31.

MEMORY VERSE.—The Lord hath done great things for us; whereof we are glad. Psalm 126: 3.

* Used by permission of the publishers, The Macmillan Company.

30 A GUIDE TO THE LESSON DETAIL

PICTURES FOR LESSON ILLUSTRATION.

- (a) The picture in the folder of Story 8.
- (b) Pictures from different sources.

Pictures of Egyptian obelisks, pyramids, and the Nile. For these pictures see announcements of Mediterranean cruises and cruises in the Orient and the catalogues of the Perry, Brown, or Wilde Picture Companies for pictures that may be bought for one cent each.

HANDWORK.

Pasting.

A written or typewritten copy of verse three of the song "Night and Day," from St. Nicholas Songs,

"Need I ever know a fear?
Night and day my Father's near;
God sees, God sees."

LESSON 9. A SONG OF THANKSGIVING.

The aim of this lesson is to teach about God's care and to lead to the expressing of love and gratitude to him.

LESSON MATERIAL.—Exodus 15: 1, 2, 20, 21; Psalm 50: 23a.

MEMORY VERSES.—The Lord hath done great things for us; whereof we are glad. Psalm 126: 3. O give thanks unto the Lord; for he is good. Psalm 107: 1a.

PICTURES FOR LESSON ILLUSTRATION.

- (a) The picture in the folder of Story 9.
- (b) Beginners' Story Pictures.
Thanking God for Good Gifts, First Year.
- (c) Beginners' Folders.
Picture for Story 9, First Year.
- (d) Beginners' Additional Picture Set.
Woman and child asking blessing.
- (e) Pictures from different sources.
Pictures of fruits, vegetables, houses, articles of clothing, or any other picture that will remind the pupil of some good gift that God has given or of how God takes care of him.
Pictures of children singing or of people giving praise to God. See "The Angelus," by Millet.

HANDWORK.

- (a) Drawing.
A picture of some fruit, vegetables, house, article of clothing, or any other picture that the pupil may wish to draw to help him remember some good gift that God gives or of how God takes care of him.
- (b) Pasting.
Pictures similar to those suggested for drawing.
- (c) Verse to accompany handwork.
The memory verses or a verse of a Thanksgiving song.

SECOND YEAR

LESSON 5. DANIEL IN THE LIONS' DEN.

To teach that God is near and hears his people who call upon him, and has power to help them in time of trouble, is the aim of this lesson. Besides teaching this truth, the lesson presents the idea of loyalty to God and to what is right.

LESSON MATERIAL.—Daniel, chapter 6.

MEMORY VERSE.—The Lord is nigh unto all them that call upon him. Psalm 145: 18.

PICTURES FOR LESSON ILLUSTRATION.

- (a) The picture in the folder of Story 5.
- (b) Primary Picture Set, No. 1.
A Royal Pair.

HANDWORK.

- (a) Writing.

The memory verse copied from the folder, or
One or more short sentences about Daniel;
for example: Daniel prayed to God. God
took care of him.

- (b) Pasting (for those pupils who cannot write).
A copy of the memory verse.

LESSON 6. NEHEMIAH, THE KING'S CUPBEARER.

To teach that God is near those who speak to him in prayer, and that one may speak to God at any time and in any place and ask for his care, his help, or his guidance, is the purpose of this lesson.

OF THE PRIMARY LESSONS 33

LESSON MATERIAL.—Nehemiah, chapters 1; 2: 1-18; 4: 6.

MEMORY VERSE.—The Lord is nigh unto all them that call upon him. Psalm 145: 18.

PICTURES FOR LESSON ILLUSTRATION.

(a) The pictures in the folder of Story 6.

(b) Beginners' Story Pictures.

Building a Wall, Second Year. This picture is the same as that on the handwork page of the folder of Story 6, but as the Beginner's picture is so much larger, its detail may be more easily seen.

(c) Primary Picture Set, No. 1.

Rebuilding the Walls of Jerusalem.
Jerusalem from the Mount of Olives.
Jerusalem, the Jaffa Gate.

HANDWORK.

(a) Writing.

A copy of the sentence, We, too, are builders!
and if space permits of the added sentence,
We are building a life for God with each
kind thought, and each right deed and with
the words we say.

(b) Pasting (for those pupils who cannot write).

A copy of the sentences suggested for writing.

34 A GUIDE TO THE LESSON DETAIL

LESSON 7. A STORY OF A THANKSGIVING DAY.

To teach that one way of observing Thanksgiving day is to remember God and his laws, and to share with others and make people happy, is the purpose of this lesson.

The truth taught by the lesson will be impressed the more deeply if the pupils may be told of a plan for sending fruits, vegetables, or a Thanksgiving dinner to some institution or family and be helped to do their part in carrying out the plan suggested.

LESSON MATERIAL.—Nehemiah 8: 1-12.

MEMORY VERSE.—O give thanks unto the Lord; for he is good. Psalm 118: 1.

PICTURES FOR LESSON ILLUSTRATION.

(a) Primary Picture Set, No. 1.

Rebuilding the Walls of Jerusalem.

Jerusalem as Seen from the Mount of Olives.

Jerusalem, the Jaffa Gate.

(b) Primary Folder.

The picture of scroll and scroll cases on page one in the folder of Story 1, Second Year.

HANDWORK.

Coloring.

The border of grape vines, leaves, and fruits on page six in the folder of Story 7.

LESSON 8. REVIEW.

The purpose of this lesson is to reimpress the teachings about prayer and praise taught by Lessons 4 to 7.

LESSON MATERIAL.—The stories of Lessons 4 to 7.

MEMORY VERSES.—Pray one for another. James 5: 16.

The Lord is nigh unto all them that call upon him. Psalm 145: 18.

O give thanks unto the Lord; for he is good. Psalm 118: 1.

I will praise thee, O Lord my God, with my whole heart. Psalm 86: 12.

HANDWORK.

Coloring.

The border of autumn leaves surrounding the memory verse on page six in the folder of Story 8.

THEME III

LISTENING TO GOD'S MESSENGER

The purpose of the lessons of this theme is to tell about God's ways of speaking to people, that the child may come to understand that God speaks to him and may be helped to listen for and to obey God's voice.

LESSON 9. GOD'S MESSENGERS TO ABRAHAM.

To tell how Abraham received, listened to, and believed God's messengers, and then to teach that God still speaks to people and that the Bible is one of his ways of speaking to us, is the purpose of this lesson.

36 A GUIDE TO THE LESSON DETAIL

LESSON MATERIAL.—Genesis 18: 1-16.

MEMORY VERSE.—I will hear what God the Lord will speak. Psalm 85: 8.

PICTURES FOR LESSON ILLUSTRATION.

- (a) The pictures in the folder of Story 9.
- (b) Pictures from different sources.
Bedawee tents and tent life. See the Nelson Company's Palestine post cards.

MODELS.

- Eastern tent.
- Mill for grinding corn.

HANDWORK.

- (a) Writing.
On page five in the folder of Story 9 the sentence, The Bible is one of God's ways of speaking to me.
On page six of the folder, a copy of the memory verse.
- (b) Pasting (for those pupils who cannot write).
Copies of the sentence and verse suggested for writing.

THIRD YEAR

LESSON 5. DAVID'S MIGHTY MEN.*

To inspire the child to the prompt, cheerful, and courageous performance of that which is his duty to do is the aim of this lesson.

LESSON MATERIAL.—2 Samuel 23: 13-20.

MEMORY VERSE.—Be strong and of good courage.
Joshua 1:6.

PICTURES FOR LESSON ILLUSTRATION.

- (a) The pictures in the folder of Story 5.
- (b) Primary Picture Set, No. 1.
Bethlehem; This was David's Home.
- (c) Additional.
"Sir Galahad," by Watts, Perry Picture, No. 940. Obtainable in the five-cent, one-cent, and half-cent sizes.

HANDWORK.

- (a) Writing.
Copying the memory verse.
Writing a sentence in explanation of the memory verse. It might read, "Be strong and of good courage": To be brave, to do right, to be kind and unselfish.
- (b) Pasting (for those pupils who cannot write).
Copies of the verse and sentence suggested for writing.

BOOKS CONTAINING HERO STORIES.

For children to read:

Fifty Famous Stories Retold, James Baldwin.
American Heroes and Heroism, William A.
and Arthur May Mowry.
Lives and Stories, Grace H. Kupfer.
Heroic Deeds, James Johnnot.
Hero Tales of the Far North, Jacob A. Riis.

38 A GUIDE TO THE LESSON DETAIL

For teachers to read for stories to tell:

Heroes of Modern Crusades, Edward Gilliat.
Heroes Every Child Should Know, Hamilton W. Mabie.

Heroines Every Child Should Know, Hamilton W. Mabie.

Hero Tales from American History, Henry Cabot Lodge and Theodore Roosevelt.

Uganda's White Man of Work, Sophia Lyons Fahs.

Under Marching Orders, Ethel Daniels Hubbard.

Servants of the King, Robert E. Speer.

LESSON 6. KING DAVID'S KINDNESS TO A LAME MAN.

To tell how David remembered and fulfilled his promise of friendship to Jonathan, and to teach the "kingship of kindness," is the purpose of this lesson.

LESSON MATERIAL.—2 Samuel 4: 4; 1 Samuel 20: 42;
2 Samuel 9: 1-13.

MEMORY VERSE.—Be ye kind one to another, tenderhearted, forgiving each other. Ephesians 4: 32.

PICTURES FOR LESSON ILLUSTRATION.

(a) The pictures in the folder of Story 6.

(b) Primary Picture Set, No. 3.

David and Jonathan.

David Sparing Saul.

(c) Beginners' Story Pictures.

David and a Lame Prince, First Year.

HANDWORK.

(a) Writing.

The memory verse on page six in the folder of Story 6.

A copy of the Golden Rule. See page six in the folder.

A sentence or short story about the picture of David and Mephibosheth. See page five in the folder. A sentence that might be dictated is, "For the sake of Jonathan his friend, David showed kindness to Jonathan's son who was lame."

(b) Pasting (for those pupils who cannot write).

Copies of the verses and story suggested for writing.

LESSON'7. KING DAVID CHEERFULLY GIVING UP
HIS OWN WAY.

If the child is to keep his wonderfully beautiful faith in God's love and goodness, and learn both to seek and to do God's will, he needs early to be taught and to understand three truths: One is, that God loves him so much, and knows so well what is right and best for him, that when his desires are not granted, or his prayers are not answered in the way he asks, it is because God knows what is best for him to have or do and answers his prayers in the way that is best.

A second truth is that the child himself has a part to fulfill in learning and in being good. A third truth is that one should willingly and cheerfully give up one's own way when it is

40 A GUIDE TO THE LESSON DETAIL

not God's way for one. To teach and impress the first and third truths is the purpose of this lesson. The truth that the child himself must put forth effort is taught, but not so directly as by other lessons of the theme and course.

LESSON MATERIAL.—I Chronicles, chapters 17 and 28.

MEMORY VERSE.—Serve him with a perfect heart and with a willing mind. I Chronicles 28:9c.

PICTURES FOR LESSON ILLUSTRATION.

- (a) The picture in the folder of Story 7.
- (b) Primary Picture Set, No. 1.
Jerusalem as seen from the Mount of Olives.

HANDWORK.

Writing.

The memory verse on page five in the folder of Story 7.

Writing an original sentence or story in explanation of what King David did when he could not have his own way, or the sentence, "King David cheerfully and willingly gave up his way when it was not God's way for him."

LESSON 8. GOD'S HOUSE FOR PRAISE AND PRAYER.

This lesson is the last of a group of lessons about David. The purpose it aims to fulfill for the child is to direct his thought to the true meaning of the Thanksgiving season and to review and emphasize previous teachings about the church as God's house for praise and prayer.

OF THE PRIMARY LESSONS 41

LESSON MATERIAL.—2 Chronicles 3: 1, 2; chapters 5 and 6; Isaiah 56: 7.

MEMORY VERSE.

Enter into his gates with thanksgiving,
And into his courts with praise.

—Psalm 100: 4.

PICTURES FOR LESSON ILLUSTRATION.

(a) The pictures in the folder of Story 8.

(b) Primary Picture Set, No. 3.
Solomon Dedicating the Temple.

(c) Pictures from different sources.

Pictures of people singing or of giving thanks and praise to God. See "The Angelus," "The Choir Boys," and "The Foundlings." It would be well if large copies of these pictures might be hung upon the walls or on a screen or be fastened to the blackboard during the Thanksgiving season.

MODELS FOR THE USE OF TEACHERS AND PUPILS.

The temple in the form of blocks.

Ark of the covenant.

Seven-branched candlestick.

HANDWORK.

(a) Writing.

On page six in the folder of Story 8, a copy of the memory verse. This verse may be copied from the Bible or from page four in the folder.

42 A GUIDE TO THE LESSON DETAIL

The answers to the questions on page five in the folder. For the answers to these questions direct the pupils to page two and the paragraph beginning with the words, "Certain men."

LESSON 9. REVIEW.

The purpose of this lesson is to reimpress the truths taught by the lessons and memory verses of Lessons 1 to 8.

LESSON MATERIAL.—The stories of Lessons 1 to 8.

MEMORY VERSES.—I will fear no evil; for thou art with me. Psalm 23:4.

He loved him as he loved his own soul. 1 Samuel 20:17.

Be not hasty in thy spirit to be angry. Ecclesiastes 7:9.

Be ye merciful, even as your Father is merciful. Luke 6:36.

Be strong and of good courage. Joshua 1:6.

Be ye kind one to another, tenderhearted, forgiving each other. Ephesians 4:32.

Serve him with a perfect heart and with a willing mind. 1 Chronicles 28:9c.

Enter into his gates with thanksgiving,
And into his courts, with praise.

—Psalm 100:4.

PICTURE FOR LESSON ILLUSTRATION.

The picture in the folder of Story 9.

HANDWORK.

(a) Writing.

The writing of an appropriate memory verse under or beside each picture in the folder of Story 9.

(b) Pasting (for those pupils who cannot write).

A copy of an appropriate memory verse under or beside each picture in the folder of Story 9.

NOTES FOR DECEMBER

NOTES FOR DECEMBER

NOTES FOR DECEMBER

DECEMBER

FIRST YEAR

LESSON 10. REVIEW.

The aim of this lesson is to call forth love and thanks to God and to help the pupil express his love in a song or prayer of thanks and praise.

LESSON MATERIAL.—The Stories of Lessons 6 to 9 and their memory verses.

MEMORY VERSES.—The Lord hath done great things for us; whereof we are glad. Psalm 126: 3. O give thanks unto the Lord; for he is good. Psalm 107: 1a.

PICTURES FOR LESSON ILLUSTRATION.

- (a) The pictures for Lessons 6 to 9.

See the pictures accompanying the textbook or the pupil's folders of Stories 6 to 9.

- (b) Pictures from different sources.

Pictures of people singing or of giving thanks and praise to God. See "The Choir Boys," "The Foundlings," and the suggestions for the use of these pictures given under Lesson 8, Third Year, in this book.

48 A GUIDE TO THE LESSON DETAIL

HANDWORK.

(a) Drawing.

A picture of some object that will be a reminder of one of God's good gifts or ways of caring for children.

(b) Pasting.

A picture that will be a reminder of God's ways of caring for children or of one of his good gifts, or a picture of people giving thanks and praise.

(c) Verse to accompany handwork.

Every good gift and every perfect gift is from above, coming down from the Father.

The Lord hath done great things for us;
whereof we are glad, or
O give thanks unto the Lord; for he is good.

THEME IV

LOVE SHOWN BY GIVING

The purpose of this theme is that of teaching that love may be shown by a gift to or for the sake of the one we love.

LESSON II. WILLING GIFTS FOR GOD'S HOUSE.*

The aim of this lesson is to arouse within the child a desire to show his love for God by giving and to teach him how to give.

It is with this lesson that a plan for Christmas giving should be presented to the children.

LESSON MATERIAL.—Exodus 35:4-29; 36:4-7.

MEMORY VERSE.—God loveth a cheerful giver. 2
Corinthians 9:7b.

PICTURES FOR LESSON ILLUSTRATION.

- (a) The picture in the folder of Story, II.
- (b) Beginners' Additional Picture Set.
Children sharing toys with guests.

MODEL.

The tabernacle.

HANDWORK.

- (a) Drawing.

A picture of a mountain with many tents beside it to remind the pupil of the Israelites' camp. The tents may be drawn like low, broad triangles.

- (b) Pasting.

A picture of the tabernacle in the wilderness. See Wilde's Bible Picture, No. 386; pictures of children sharing toys, fruits, or cake with poorer children.

- (c) Verse to accompany handwork.

The memory verse, "God loveth a cheerful giver," or

"Now we've thought about it
We mean to have a care,
In all the pleasant things we have,
To give our friends a share."

THEME V

GOD'S BEST GIFT

The lessons under preceding themes have taught about the love of God as shown by his care for people. The lessons of this theme are needed to extend the thought and give to the little child a vision of the true greatness and wonder of God's love. To give this vision is the purpose of this theme.

LESSON 12. THE BABY JESUS IN A MANGER.*

To tell the story of the birth of Jesus, and teach that he is God's best gift to the world, is the aim of this lesson.

LESSON MATERIAL.—Luke 2: 1–20.

MEMORY VERSE.—God so loved the world, that he gave his only begotten Son. John 3: 16a.

PICTURES FOR LESSON ILLUSTRATION.

- (a) The picture in the folder of Story 12.
- (b) Beginners' Story Pictures.
 - The Story of the Baby Jesus, First Year.
 - The Annunciation, Second Year.
 - Sistine Madonna, Second Year.
- (c) Primary Picture Set, No. 1.
 - Joseph and Mary Arriving at Bethlehem.
 - The Shepherds at the Manger.
 - Mary and the Angel, if the Annunciation from the Beginner's Story Pictures is not used.

(d) Pictures from additional sources.

A copy of the Sistine Madonna or of the Madonna by Bodenhauseu. It would be well if a large copy of the "Sistine" or of the Bodenhauseu "Madonna" might hang in the room during the Christmas season.

HOME WORK.

Instead of handwork to be done in Sunday school on Sunday, work for the children to do at home or at the Sunday school on some week day afternoon is suggested.

A calendar or card for the pupil's mother,

A muslin or cover-paper picture book for a little invalid or shut-in, or

Paper chains and Christmas-tree decorations for some Children's Home or hospital.

LESSON 13. THE VISIT OF THE WISE MEN.

To tell about the Wise Men and their visit in such a way that their joy in finding the baby Jesus shall quicken the sympathy of the child we teach, deepen his love for Christ, and make him eager to show his love in all the ways that he can, is the aim of this lesson.

LESSON MATERIAL.—Matthew 2: 1-12.

MEMORY VERSE.—And opening their treasures they offered unto him gifts. Matthew 2: 11c.

PICTURES FOR LESSON ILLUSTRATION.

(a) The picture in the folder of Story 13.

52 A GUIDE TO THE LESSON DETAIL

- (b) Beginners' Story Pictures.
 - The Visit of the Wise Men, First Year.
 - Sistine Madonna, Second Year.
 - The Adoration of the Wise Men, Second Year.
- (c) Primary Picture Set, No. 1.
 - The Wise Men of Jerusalem.
- (d) Pictures from additional sources.
 - Pictures of the Wise Men at Bethlehem worshipping the Child and giving him gifts.

HANDWORK.

- (a) Pasting.
 - A gold or silver star.
- (b) Drawing with colored crayons.
 - A dark blue sky and yellow stars, with one star larger and brighter than the others.
- (c) Verses to accompany handwork.
 - "Every night, every night,
Stars that shine and twinkle bright,
Tell of that great star that glowed,
Guiding wise men on the road,
Leading to the Christ aright,
Christmas night, Christmas night." *
 - "Christmas night, Christmas night,
Wise Men watched the starry light.
Lord, may we with truest love
Lift our thoughts to thee above,
Give thee praise, trust thee aright,
Every night, every night."

* From Song Stories for the Sunday School. Used by permission of the publishers, Clayton F. Summy Company.

SECOND YEAR

LESSON 10. SAMUEL BRINGING GOD'S MESSAGE TO
A BOY AT BETHLEHEM.

To give the thought that one of God's ways of speaking to us is that of giving us teachers to teach us what to do and right from wrong, and thereby to deepen the respect and regard of the child for the instruction he receives and his willingness to obey, is the purpose of this lesson.

LESSON MATERIAL.—I Samuel 16: 1-13.

MEMORY VERSE.—I will hear what God the Lord will speak. Psalm 85: 8.

PICTURES FOR LESSON ILLUSTRATION.

- (a) The picture on page one in the folder of Story 10.
- (b) Primary Picture Set, No. 1.
Bethlehem the Home of David.

SUGGESTIONS FOR TEACHER'S READING.

Lesson 23, Primary Teacher's Text Book, First Year, Part II.

Lesson 40, Primary Teacher's Text Book, First Year, Part IV.

The Song of Our Syrian Guest, William Allen Knight.

I Samuel 17: 34-36.

Psalm 23.

54 A GUIDE TO THE LESSON DETAIL

HANDWORK.

(a) Writing.

A sentence story about the picture on the page, "Handwork for Story 10." The sentence may be original on the part of the pupil and tell what he thinks the mother in the picture is doing, or may be a sentence similar to the following and be dictated by the teacher: A mother who loves and helps and teaches her children is one of God's ways of speaking.

On the reverse page a list may be written of those who have the care of or "rule over" children, namely, father, mother, teachers, pastors, people who are older and wiser than children and help to take care of them.

(b) Pasting (for those pupils who cannot write). Copies of the sentence and list suggested for writing.

LESSON II. THE ANGEL'S MESSAGE TO MARY.

To strengthen the child's conviction that God has many ways of speaking, and to help the child to listen to the voices by which God speaks to him, especially to that inner voice called conscience, and to be responsive, is the purpose of this lesson.

LESSON MATERIAL.—Luke 1:26-38, 46-55.

MEMORY VERSE.—Thou shalt call his name Jesus.
Matthew 1:21.

PICTURES FOR LESSON ILLUSTRATION.

- (a) Primary Picture Set, No. 1.
Mary and the Angel.
- (b) Primary Folders.
Story 11, Second Year, the picture on page five.
Story 15, Second Year, a picture of the well at Nazareth.
- (c) Beginners' Story Picture.
The Annunciation, Second Year.

MODEL.

A model of a scroll.

HANDWORK.

- (a) Writing.
The memory verse on page five in the folder of Story 11.
On page six in the folder a sentence similar to the following, "One of God's ways of speaking to me is to help me think what is right to do or true to say." This sentence may be used when the suggestion for pasting cannot be carried out.
- (b) Pasting.
A small copy of the Sistine Madonna under the words of John 3: 16 on page six in the folder.

THEME IV

THE CHILDHOOD OF JESUS

To show "Jesus the Saviour, in his love and work

56 A GUIDE TO THE LESSON DETAIL

for men," and to win the love of the child for Christ, and to inspire to the performance of those deeds and acts of Christian service of which the child is capable, is the purpose of the lessons of the Second Year which tell of Jesus. The lessons of this theme are among those that have for their purpose the winning of the child's love for his Saviour.

LESSON 12. THE ANGELS' SONG AND THE SHEPHERDS' VISIT.*

To tell the little child of Jesus and carry him close to God is the purpose of this lesson. It should help to the remembrance of whose birthday we keep on Christmas and to the keeping of the day in the spirit "of loving and of giving."

LESSON MATERIAL.—Luke 2: 1-20.

MEMORY VERSE.—Glory to God in the highest, and on earth peace among men in whom he is well pleased. Luke 2: 14.

PICTURES FOR LESSON ILLUSTRATION.

(a) Primary Picture Set, No. 1.

Mary and the Angel.

Joseph and Mary Arriving at Bethlehem.

Bethlehem, the Home of David.

The Shepherds at the Manger.

(b) Beginners' Story Pictures.

The Annunciation.

The Sistine Madonna.

(c) Pictures from different sources.

Pictures by different artists of the annunciation, nativity, announcement to the shepherds, and the visit of the shepherds.

HANDWORK.

Coloring.

The star and star rays on page five in the folder of Story 12.

CORRELATED LESSON.

Luke 2:8-12.

LESSON 13. THE BABY JESUS IN THE TEMPLE.

To tell about the baby Jesus, that he may seem real and dear to the child and God's best gift to the world, is the purpose of this lesson.

LESSON MATERIAL.—Luke 2:22-38.

MEMORY VERSE.—Thou shalt call his name Jesus.
Matthew 1:21.

PICTURES FOR LESSON ILLUSTRATION.

(a) The pictures in the folder of Story 13.

(b) Primary Picture Set, No. 1.

The Child Jesus in the Temple.

MODEL.

If desirable, the temple in the form of blocks may be somewhere in the room for examination by the children. If the class is small, the story might be told with the pupils seated near or around the table on which the model has been set up.

58 A GUIDE TO THE LESSON DETAIL

HANDWORK.

(a) Writing.

The memory verse in the space under the picture on page five in the folder.

(b) Pasting.

A copy of the memory verse.

THIRD YEAR

THEME II

THE COMING OF GOD'S SON TO DO HIS WILL

To tell about the coming of the Son of God to do his Father's will, and to open the eyes of childhood that they may begin to behold him as their Saviour, is the purpose of the lessons of this theme.

The lessons are the first of a series of twenty, which aim to tell in the way a child can understand how Jesus by his life and words, death and resurrection, revealed the Father's love and will for us and sought to draw all men unto him, "that whosoever believeth on him should not perish."

LESSON 10. GOD'S PROMISE TO ZACHARIAS.*

To tell how some of God's people waited for the coming of a Saviour, and how preparation was made for him, is the purpose of this lesson.

LESSON MATERIAL.—Luke 1: 5-23, 57-60.

MEMORY VERSE.—For thou shalt go before the face of the Lord to make ready his ways. Luke 1: 76b.

PICTURES FOR LESSON ILLUSTRATION.

- (a) The illustrations in the folder of Story 10, Third Year.
- (b) Primary Picture Set, No. 1. Jerusalem.

HANDWORK.

Writing.

The memory verse or an explanation of it.
An explanatory sentence that may be written is, John was to help people make ready for Jesus.

LESSON 11. GOD'S PROMISE TO MARY.

To make preparation in the heart of the child for the coming of his Saviour to him is the aim of this lesson.

LESSON MATERIAL.—Luke 1: 26-38, 46-56.

MEMORY VERSE.—Thou shalt call his name Jesus; for it is he that shall save his people from their sins. Matthew 1: 21.

PICTURES FOR LESSON ILLUSTRATION.

- (a) Primary Folders.
Story 11, Third Year.
Story 11, Second Year, page five.
- (b) Primary Picture Set, No. 1.
Mary and the Angel.
- (c) Primary Picture Set, No. 3.
Mary and Elisabeth.

60 A GUIDE TO THE LESSON DETAIL

HANDWORK.

No special suggestions are given for this lesson, but if handwork is desired, space has been left at the foot of page six in the folder of Story 11 for the writing of the memory verse.

LESSON 12. THE STORY OF THE BIRTH OF JESUS.*

To tell the story of the birth of Jesus, that the child may enter into the world's joy and may feel his love for his Saviour grow warm and tender and his faith strong, is the purpose of this lesson.

LESSON MATERIAL.—Luke 2: 1-20; Matthew 2: 1-12.

MEMORY VERSE.—Behold, I bring you good tidings of great joy which shall be to all the people: for there is born to you this day in the city of David a Saviour, who is Christ the Lord. Luke 2: 10, 11.

PICTURES FOR LESSON ILLUSTRATION.

- (a) The illustration in the folder of Story 12, Third Year.
- (b) Primary Picture Set, No. 1.
 - Bethlehem, the Home of David.
 - Joseph and Mary Arriving at Bethlehem.
 - The Shepherds at the Manger.
 - The Wise Men at Jerusalem.
- (c) Beginners' Story Pictures.
 - Sistine Madonna.

HANDWORK.

(a) Writing.

The memory verse or a definition of, "the spirit of Christmas."

"The spirit of Christmas is loving and giving,"

"The spirit of Christmas is helpfulness," or

"The spirit of Christmas is the wish to bring happiness, as Jesus brought happiness."

(b) Pasting (for those pupils who cannot write).

A copy of the memory verse or of the definition suggested for writing.

CORRELATED LESSON.

Luke 2:8-20, or

Matthew 2:1-12.

LESSON 13. JOHN'S MESSAGE ABOUT JESUS.

To give to the child an impulse toward right doing, and to begin to teach that it is Christ who makes one strong to resist temptation, is the purpose of this lesson.

LESSON MATERIAL.—Luke 3:1-18; Matthew 3:1-12; John 1:29-34.

MEMORY VERSE.—For thou shalt go before the face of the Lord to make ready his ways. Luke 1:76b. Thou shalt call his name Jesus; for it is he that shall save his people from their sins, Matthew 1:21.

62 A GUIDE TO THE LESSON DETAIL

PICTURES FOR LESSON ILLUSTRATION.

- (a) The illustrations in the folder of Story 13.
- (b) Primary Picture Set, No. 3.
The Ford of the Jordan.
John the Baptist.

HANDWORK.

Writing.

The memory verse on page six in the folder of Story 13.

On page five in the folder, a sentence telling one right thing John told the people to do. For sentences see page three in the folder.

NOTES FOR JANUARY

NOTES FOR JANUARY

JANUARY

FIRST YEAR

THEME VI

GOD THE PROTECTOR

The purpose of this theme is to teach about the power of God to give protecting care. The lessons seek to fulfill this purpose, first, by leading the child to think of the protecting care given by people; second, by teaching him that this care is one of the ways by which God cares for him; and, third, by telling several stories adapted to help the child to realize the greatness of God's power and to believe that because God loves us he cares for us in the ways that he knows are best.

LESSON 14. THE BABY JESUS SAVED FROM DANGER.

The aim of this lesson is to lead the little child to think about the loving care that is given by parents, and then to present the thought which other lessons of the theme repeat, namely, that besides parental care there is God's care.

LESSON MATERIAL.—Matthew 2: 13-15, 19-23.

66 A GUIDE TO THE LESSON DETAIL

MEMORY VERSE.—The Lord is thy keeper. Psalm
121 : 5a.

PICTURES FOR LESSON ILLUSTRATION.

- (a) The picture in the folder of Story 14.
- (b) Beginners' Story Pictures.
Sistine Madonna, Second Year.
The Visit of the Wise Men, First Year.
- (c) Primary Picture Set, No. 1.
Joseph and Mary Arriving at Bethlehem.
The Wise Men at Jerusalem.

HANDWORK.

- (a) Drawing.
A house to suggest the care children receive
at home.
- (b) Pasting.
Pictures illustrating parental care.
- (c) Verse to accompany handwork.
"For mother love and father care,
Father in heaven, we thank thee."

LESSON 15. THE STORY OF THE BABY MOSES.

The aim of this lesson is to lead the child to think that God cares for children not only through the love and care of parents, but also through the protecting care given by other people, by different members of the family, and by those grown people who see little children in trouble and are sorry for them.

LESSON MATERIAL.—Exodus 2 : 1-10.

MEMORY VERSE.—The Lord is thy keeper. Psalm
121 : 5a.

PICTURES FOR LESSON ILLUSTRATION.

- (a) The picture in the folder of Story 15.
- (b) Beginners' Story Pictures.
 The picture for Lesson 4, First Year.
 The picture for Lesson 7, First Year.
 The Young Mother, Second Year.
 Don't be Afraid, Second Year.
- (c) Beginners' Additional Picture Set.
 Mother dressing child.
- (d) Beginners' Folders.
 Story 4, First Year.
 Stories 7, 23, and 26, Second Year.
- (e) Pictures from different sources.
 Pictures illustrating parental care and care given by older to younger children. It would be helpful if some beautiful picture illustrating mother love or father care might be given a prominent place in the room during the teaching of Lessons 14 to 16.

HANDWORK.

- (a) Pasting.
 Pictures of grown people caring for children and of children caring for other children or for pets. The pictures may suggest the care given at home, at school, in the street by policemen, in hospitals by nurses, or in trains and boats by the grown people in charge.

68 A GUIDE TO THE LESSON DETAIL

(b) Verse to accompany handwork.

“For mother love and father care,
For brothers strong and sisters fair,
Father in heaven, we thank thee.”

“For love at home and care each day,
Father in heaven, we thank thee,” or

“Love one another,” and, “Be ye kind.”

LESSON 16. HIDING A BOY KING.

To present the thought that there is always some one to take care of a little child, and to teach that it is God's will for children to be cared for, is the aim of this lesson.

LESSON MATERIAL.—2 Kings 11: 1-17.

MEMORY VERSE.—The Lord is thy keeper. Psalm 121: 5a.

PICTURES FOR LESSON ILLUSTRATION.

(a) The picture in the folder of Story 16.

(b) Pictures illustrating the care given children.
See the pictures listed for Lesson 15.

HANDWORK.

Pasting.

A copy of the verses, “He Cares for Me.”

“How strong and sweet my Father's care,
That round about me like the air,
Is with me always everywhere.
He cares for me.

"The thought great wonder with it brings,
My cares are all such little things,
But to the truth my glad faith clings,
He cares for me.

"O keep me ever in thy love,
Dear Father, watching from above,
And as through life my steps shall move,
O, care for me." *

LESSON 17. REVIEW.

To lead the child to think of the people who care for him and of that care, as a part of God's plan of protection, and to feel grateful for care, is the purpose of this lesson.

LESSON MATERIAL.—The stories of Lessons 14-16.

MEMORY VERSE.—The Lord is thy keeper. Psalm 121: 5a.

PICTURES FOR LESSON ILLUSTRATION.

The pictures in the folders of Stories 14-17.

HANDWORK.

(a) Pasting.

Pictures illustrating parental care and the care given by older to younger children.

(b) Verse to accompany handwork.

"For mother love and father care,
For brothers strong and sisters fair;
For love at home and care each day,
For guidance lest we go astray,
Father in heaven, we thank thee."

* From Little Sacred Songs for Little Singers. Copyrighted, 1892, by The John Church Company.

SECOND YEAR

LESSON 14. THE VISIT OF THE WISE MEN.

To teach that love is one of the treasures the child may give to Christ is the purpose of this lesson.

LESSON MATERIAL.—Matthew 2: 1-12.

MEMORY VERSE.—Opening their treasures they offered unto him gifts. Matthew 2: 11.

PICTURES FOR LESSON ILLUSTRATION.

(a) Primary Picture Set, No. 1.

The Wise Men at Jerusalem.

Jerusalem, the Jaffa Gate of the City.

Jerusalem, as Seen from the Mount of Olives.

Bethlehem.

(b) Pictures from other sources.

Pictures of the Wise Men giving their gifts.

See "Worship of the Wise Men," Perry Pictures, No. 797 D.

HANDWORK.

(a) Drawing.

Pictures of boxes and vases to suggest the gifts of the Wise Men.

(b) Pasting.

Some picture of the Wise Men offering gifts.

The Perry Picture, "Worship of the Wise Men," is to be had in the one-cent and the one-half-cent sizes.

(c) Writing.

The memory verse or one of the following verses:

I wish my gift the very best
Of all I have to be,
And so, dear Lord, I give my heart,
Filled full of love to thee. Amen.*

What can I give him,
Poor as I am?
If I were a shepherd,
I would bring a lamb;
If I were a wise man,
I would do my part—
Yet what I can I give him,
Give him my heart.†

—*Christina G. Rossetti.*

LESSON 15. THE STORY OF A JOURNEY.

The aim of the lesson and its story is to tell about Jesus as a little child, that to the child who shall hear the story Jesus shall seem real and near and dear, and one to imitate and follow.

LESSON MATERIAL.—Matthew 2: 13-15, 19-23; Luke 2: 39, 40.

MEMORY VERSE.—The child grew. Luke 2: 40.

PICTURES FOR LESSON ILLUSTRATION.

(a) Primary Folders.

Story 14, First Year.

Story 15, Second Year.

* From Songs for Little People. Used by permission.

† Permission of The Macmillan Company.

72 A GUIDE TO THE LESSON DETAIL

- (b) Primary Picture Set, No. 1.
Bethlehem.
On the Way from Egypt to Nazareth.
Jerusalem, the Jaffa Gate of the City.
- (c) Pictures from different sources.
Pictures of Egyptian scenery.

MODEL.

A small model of a flat-roofed house of Palestine.

HANDWORK.

- (a) Drawing or Pasting.
A picture of a large water jar similar to that in which Mary carried water from the well, and which Jesus must often have helped her to fill and carry.
- (b) Writing.
A short story about Jesus in his home at Nazareth and of what he may often have done to help his mother.
Appropriate sentences may be dictated by the teacher, or the pupils may be permitted to write a sentence or sentences of their own composition.

LESSON 16. THE BOY JESUS VISITS JERUSALEM.

The aim of this lesson is to so picture the life and personality of the boy Jesus that the child shall be able to enter sympathetically and understandingly into his life and find it a life of example and one to follow.

LESSON MATERIAL.—Luke 2: 41-52.

MEMORY VERSE.—Jesus advanced in wisdom and stature, and in favor with God and men. Luke 2: 52.

PICTURES FOR LESSON ILLUSTRATION.

Primary Picture Set, No. 1.

Jerusalem, as Seen from the Mount of Olives.

Jerusalem, the Jaffa Gate of the City.

The Boy Jesus in the Temple.

MODEL.

The temple in the form of blocks.

HANDWORK.

(a) Pasting.

A picture of Joseph and Jesus. Blue-print copies of "Joseph and the Infant Christ" by Muller may be obtained from The Thompson Publishing Company, 232 West Jefferson Street, Syracuse, N. Y., at one cent each.

A picture of Mary teaching Jesus. See the Brown's Picture, No. 863.

(b) Writing.

Sentences or a short story about Jesus. For example: Jesus did as Mary and Joseph wished him to do. He went home with them at once when he saw that they had come for him. He learned to be a carpenter.

A verse that may be written instead of the story or sentence is one of the following:

Jesus, when he was a child,

Sought the temple holy:

So do we his children dear

With a spirit lowly.

74 A GUIDE TO THE LESSON DETAIL

Jesus, when he was a child,
Lived and loved divinely:
We would, like him, winsome be,
Live our lives as finely.*

THEME V

JESUS THE HELPER

The specific aim of the lessons of this theme is to show Jesus as a helper, that the child may, first, feel the winsomeness of Jesus in this character; second, gain an impression of the power of Jesus which other lessons will strengthen; and, third, feel inspired to do as Jesus did and help others, or, in other words, be led to fulfill in his own life the idea of helpfulness and love which the stories about Jesus picture to his mind.

LESSON 17. JESUS AND FOUR FISHERMEN.

The child's interest in this story and its value to him lie in the thought which the lesson aims to give, that Jesus first helped his friends and then asked them to go with him to help others.

LESSON MATERIAL.—Luke 5: 1-11.

MEMORY VERSE.—Jesus of Nazareth, . . . who went about doing good. Acts 10: 38.

PICTURES FOR LESSON ILLUSTRATION.

(a) Primary Picture Set, No. 1.

Jesus and the Fishermen.

*From Sunday Songs for Little Singers. Used by permission.

- (b) Pictures from different sources.

Pictures of the Sea of Galilee.

Pictures illustrating kindness, helpfulness, and the like.

HANDWORK.

- (a) Writing.

In the space under the picture on page five in the folder, the verse, "When they had brought their boats to land, they left all and followed him," and the memory verse.

On page six in the folder, a sentence similar to the following, To be kind and helpful for Jesus' sake is to be one of the helpers of Jesus.

- (b) Pasting.

On page six in the folder, a picture illustrating kindness or helpfulness.

- (c) Coloring.

The picture in the folder of Story 17. This work might be done by the pupil at home. If it is done in Sunday school, it should be done only after the writing has been completed or the copies of the verses suggested for written work have been pasted by those pupils who cannot write.

THIRD YEAR

LESSON 14. JESUS BAPTIZED.

The purpose of this lesson is to impress the truth that Jesus is the Son of God.

LESSON MATERIAL.—Matthew 3:13-17; Mark 1:4-

76 A GUIDE TO THE LESSON DETAIL

MEMORY VERSE.—This is my beloved Son, in whom I am well pleased. Matthew 3: 17.

PICTURES FOR LESSON ILLUSTRATION.

- (a) The illustrations in the folder of Story 14.
That on page one is a view of the upper reaches of the Jordan, that on page six, one of the fords of the Jordan.
- (b) Primary Picture Set, No. 3.
The Ford of the Jordan.
John the Baptist.
- (c) Note: If the plan given in the textbook for reviewing this lesson is to be carried out, the following pictures will be required from Primary Picture Set, No. 1:
Mary and the Angel.
Joseph and Mary Arriving at Bethlehem.
The Shepherds at the Manger.
The Wise Men at Jerusalem.
On the Way from Egypt to Nazareth.
The Boy Jesus in the Temple.

HANDWORK.

Writing.

On page five in the folder, a copy of the memory verse, and under this the words of John 3: 16.

On page six in the folder, a description of the picture or one or both of the following sentences:

“This picture is one of the fords of the Jordan.”

“The ford is like the ford near which Jesus was baptized and heard the voice of God speaking.”

THEME III

JESUS REVEALING THE FATHER'S LOVE.

The purpose of this theme is to tell of Jesus healing "many that were sick," forgiving sin, teaching men how to pray, and dying and living again, that the child may come to know the love wherewith God has loved him, and shall make that response whereby he shall enter into life—eternal life, as Jesus has defined it.

LESSON 15. JESUS AND THE MAN AT THE POOL.

The aim of this lesson is to recall previous teachings concerning the power of Jesus to heal the sick and to begin that revelation of the love of God which is the purpose of the theme.

LESSON MATERIAL.—John 5: 1-14.

MEMORY VERSE.—Jesus saith unto him, Arise, take up thy bed, and walk. John 5: 8.

PICTURES FOR LESSON ILLUSTRATION.

- (a) The illustration in the folder of Story 15.
- (b) Primary Picture Set, No. 3.
Jesus at the Pool of Bethesda.
- (c) Primary Picture Set, No. 1.
Jerusalem, as seen from the Mount of Olives.

78 A GUIDE TO THE LESSON DETAIL

HANDWORK.

(a) Writing.

Several sentences about the lesson story that are original on the part of the pupil, or a short story dictated by the teacher or developed with the pupils by questions and conversation.

The story for dictation or development might be as follows: In the city of Jerusalem there once lived a man who had been ill for thirty-eight years. Jesus said unto him, "Arise, take up thy bed, and walk." And the man arose and took up his bed and walked through the streets of the city.

Jesus made the man well by his power. It was the power of God, for Jesus was God's Son.

(b) For pupils who cannot write so long a story.

On page five in the folder, the memory verse and a sentence in explanation of the illustration on page five, "It is a picture of a street in Jerusalem."

On page six in the folder, the pasting of some picture of Jesus healing the sick or teaching. For such pictures see those of the Brown, or Perry Pictures Company, or W. A. Wilde Company. The pictures may be ordered from illustrated catalogues, which will be sent upon request by the publishers.

LESSON 16. THE STORY OF TEN LEPERS.

The aim of this lesson is to teach the giving of thanks to God and to Christ the Lord for his love. It also teaches the baseness of ingratitude.

LESSON MATERIAL.—Luke 17: 11-19.

MEMORY VERSE.—It is a good thing to give thanks unto the Lord. Psalm 92: 1.

PICTURES FOR LESSON ILLUSTRATION.

- (a) The illustration in the folder of Story 16.
- (b) Primary Picture Set, No. 3.
Jesus and the Leper.

HANDWORK.

Writing.

On page five, the memory verse, and under the memory verse a sentence or verse in praise of Jesus or a short story about the ten lepers. If the story is written and the pupil needs more room for writing, it may be continued on page six.

On page six, the continuance of the story begun on page five or an explanation of the picture on page six. "In this picture we may see," or, "This is a picture of lepers sitting by the roadside begging."

LESSON 17. A BUSY DAY AT CAPERNAUM.

The purpose of this lesson is to add to the child's wonder at and understanding of the works and spirit of Christ, and to deepen within the heart of the child love and reverence and the belief or knowledge that Jesus is his Lord and Saviour.

80 A GUIDE TO THE LESSON DETAIL

LESSON MATERIAL.—Matthew 8: 14-17; Mark 1: 21-34.

MEMORY VERSE.—He healed many that were sick.
Mark 1: 34.

PICTURES FOR LESSON ILLUSTRATION.

- (a) The illustration in the folder of Story 17.
- (b) Primary Picture Set, No. 3.
In the Streets of Capernaum.

HANDWORK.

Writing.

A story about the busy day at Capernaum or the memory verse. See the plan in the textbook for teaching this lesson.

NOTES FOR FEBRUARY

NOTES FOR FEBRUARY

FEBRUARY

FIRST YEAR

LESSON 18. A LONELY HIDING PLACE.

So many children are timid and afraid when left alone or called upon to act for themselves that one of the needs of childhood is to know about God's power to protect in lonely places and to help in times of trouble. To meet this need is the aim of this lesson.

LESSON MATERIAL.—I Kings 17: 1-6.

MEMORY VERSE.—What time I am afraid, I will put my trust in thee. Psalm 56: 3.

PICTURES FOR LESSON ILLUSTRATION.

- (a) The picture in the folder of Story 18.
- (b) Beginners' Story Pictures.
How God Fed Elijah, First Year, Lesson 6.
(This picture is the same as that in the Primary Folder for Story 18.)
- (c) Pictures from different sources.
Pictures of children in lonely places or of children going on errands.

HANDWORK.

- (a) Pasting.
Pictures of children going on errands or of children in lonely places.

84 A GUIDE TO THE LESSON DETAIL

- (b) Verse to accompany handwork,
"And the world is full of children, O, so
many and so fair,
Like the sunbeams as they sparkle on
the sea;
But there's room for all the children in
the Father's loving care,
And there's room in his heart for me." *

LESSON 19. LED BY A PILLAR OF CLOUD AND FIRE.

To repeat and impress the truth that God is
always near his people, taking care of them in
hard and lonely places and helping them in
trouble, is the aim of this lesson.

LESSON MATERIAL.—Exodus 13: 17-22; Numbers
9: 15-23.

MEMORY VERSE.—What time I am afraid, I will put
my trust in thee. Psalm 56: 3.

HANDWORK.

- (a) Pasting.

Pictures similar to those suggested for Les-
son 18.

- (b) Verse to accompany handwork.

The Lord went before them by day in a pillar
of cloud, to lead them the way, and by
night in a pillar of fire, to give them light,
or


Even the darkness hideth not from thee,
The darkness and the light are both alike to thee.

—Psalm 139: 12.

* Copyright, 1898, in the Sunday School Times. Reprinted by
permission.



BEDOUIN TENT
SHEEPFOLD



LESSON 20. THE STORY OF JACOB'S LADDER.

It is thought that fear of the dark is more common among children than any other fear, hence the aim of this lesson is to teach that God takes care of us in the darkness as well as in the light, and to help the child to overcome his fear.

LESSON MATERIAL.—Genesis, chapter 28.

MEMORY VERSE.—I am with thee, and will keep thee whithersoever thou goest. Genesis 28: 15a.

PICTURES FOR LESSON ILLUSTRATION.

- (a) The picture in the folder of Story 20.
- (b) Beginners' Story Pictures.
 - A Night Under the Stars, First Year.
 - The Gift of Day and Night, First Year.
- (c) Beginners' Additional Picture Set.
 - Child Asleep.
- (d) Primary Picture Set, No. 1.
 - Night.
- (e) Pictures from other sources.
 - Pictures of night scenes.

HANDWORK.

- (a) Drawing.
 - Pictures of stars on a dark background.
- (b) Pasting.
 - Pictures of children looking up at the stars,
 - pictures of children asleep, pictures showing the moon or other out-of-door scenes at night.

86 A GUIDE TO THE LESSON DETAIL

(c) Verse to accompany handwork.

The day is thine, the night also is thine.
Even the darkness hideth not from thee.

Need I ever know a fear,
Night and day my Father's near;
God sees.*

THE LESSON REVIEW.

In connection with the suggestions for reviewing the lesson a story is recommended for telling. It is called "The Stars" and is to be found in the Beginners' folder for Lesson 16, First Year, or in the book "The Golden Windows," by Laura E. Richards.

LESSON 21. REVIEW.

It is believed that the child can be kept from fear or be helped to overcome it by knowing that no matter where he goes, he cannot pass beyond God's love and power to protect him, and that always God is taking care of him in the way that is best. To give this knowledge to the child and to lead him to trust God has been the aim of Lessons 18 to 20. To repeat the teachings of these lessons and impress their truths through the memory verse is the purpose of this lesson.

LESSON MATERIAL.—The stories of Lessons 18–20.

MEMORY VERSE.—I am with thee, and will keep thee
whithersoever thou goest. Genesis 28:15a.

* From Rhymes and Jingles. Copyright, 1874, 1904, by Charles Scribner's Sons.

PICTURES FOR LESSON ILLUSTRATION.

- (a) The pictures in the folders of Lessons 18-20.
- (b) Pictures from different sources.
Pictures of children in lonely places, of night scenes, and the like.

HANDWORK.

- (a) Drawing.

A picture of a tree drawn with black crayon, a gray sky, and darker gray background to suggest nighttime.

A similar picture drawn with colored crayons to suggest daytime and sunlight.

- (b) Pasting.

Pictures that suggest day and night.

- (c) Verses to accompany handwork or that may be used without the pictures. The pupils should be urged to memorize both verses.

In peace will I both lay me down and sleep;
For thou, Lord, alone makest me dwell in safety.

—Psalm 4: 8.

When I awake, I am still with thee.

—Psalm 139: 18b.

SECOND YEAR

LESSON 18. JESUS AND A BLIND MAN.

To further reveal the love and sympathy of Jesus for the weak and ill, to add to the wonder of the child at the power of Jesus to help, and also to inspire the child to deeds of helpfulness, is the purpose of this lesson.

LESSON MATERIAL.—Luke 18: 35-43; Mark 10: 46-52.

88 A GUIDE TO THE LESSON DETAIL

MEMORY VERSE.—He received his sight, and followed him, glorifying God. Luke 18:43.

PICTURES FOR LESSON ILLUSTRATION.

Primary Picture Set, No. 1.

Jesus and the Blind Man.

HANDWORK.

(a) Writing.

A short story of one or two sentences about the lesson story and Bartimæus. The story may be dictated by the teacher or may be original with the pupil.

(b) Pasting (for those pupils who cannot write).

A copy of a story similar to the following: Jesus made Bartimæus to see, and Bartimæus was thankful to Jesus and followed him. Bartimæus did not need his cane to guide him, nor his cup for begging, for he could see. Jesus had made him to see.

LESSON 19. JESUS AND THE NOBLEMAN'S SON.

The aim of the story is to add to the child's sense of wonder at the power of Jesus to help, and to his appreciation of the readiness and quickness with which Jesus always responded to the call or need of those who came or sent for him.

It is in the feeling of wonder and awe that reverence has its birth. The knowledge of what Jesus had power to do strengthens belief. The example of Jesus and his readiness to help are spurs to action and to deeds of kindness and mercy.

LESSON MATERIAL.—John 4: 46-53.

MEMORY VERSE.—The man believed the word that Jesus spake unto him, and he went his way. John 4: 50.

PICTURES FOR LESSON ILLUSTRATION.

- (a) The picture in the folder of Story 19.
- (b) Beginners' Story Pictures.
The picture for Lesson 21, First Year.

HANDWORK.

- (a) Writing or Pasting.

The memory verse at the top of page five in the folder of Story 19.

Under the memory verse, the sentence, "His servants met him, saying that his son lived."

The sentence may be copied from the Bible or from a copy made by the teacher or may be written at the dictation of the teacher. By the pupil who cannot write a copy of the sentence and of the memory verse may be pasted.

- (b) Coloring.

In some primary departments the pupils add a bit of color to the borders that occur from time to time on the first page of the folders. The flower on page one in the folder of Story 19 is wild mustard. The flowers should be yellow and the leaves green. Coloring is work that in general is more suitable for work at home than at Sunday school.

THEME VI

JESUS CHOOSING HELPERS

As has been stated in the discussion of previous themes, one of the aims of the lessons about Jesus is to inspire the child to deeds and acts of Christian service. Because one method of securing action is by suggestion, the definite purpose of this theme is to give the suggestion to become one of the helpers of Jesus. It seeks to do this through the story of "The Helpers Chosen and Sent Out."

LESSON 20. THE HELPERS CHOSEN AND SENT OUT.

The child of primary age may not rightly understand why he should be one of the followers of Jesus, but it is important for him to try to do as Jesus said and did. To inspire him to make the effort is the aim of this lesson. The lesson is adapted to accomplish its aim through the suggestiveness of its story.

LESSON MATERIAL.—Luke 6: 12, 13; Matthew 10: 1-13.

MEMORY VERSE.—Freely ye received, freely give.
Matthew 10: 8.

PICTURES FOR LESSON ILLUSTRATION.

- (a) Primary Picture Set, No. 1.
The Wonderful Healer.
- (b) Primary Picture Set, No. 2.
In the Street of Capernaum.
- (c) Beginners' Additional Picture Set.
Girl threading grandmother's needle.

(d) Pictures from different sources.

Pictures illustrating kindness, helpfulness, and the like.

HANDWORK.

Writing or Pasting.

The memory verse, and under the verse a list of what children may give to others, namely, love, help, kindness, and care.

A story or sentence descriptive of the picture on page five in the folder of Story 20, or

The sentence, To help or to be kind to others for Jesus' sake is one way of helping Jesus.

THEME VII

JESUS LOVING AND RECEIVING LOVE

To strengthen the desire of the child for service, which the lessons of preceding themes aimed to arouse, and to give direction to this desire, that it may pass over into purposeful action, are the two aims of this theme.

Love is the great energizing power, it is the motive from which we would have the child act, and, therefore, the first lesson of the theme seeks to deepen the love of the child for Christ by telling of the love of Jesus for children. The other lessons of the theme aim to show how love may be expressed and to reinforce the teachings of previous lessons, in which the idea of helpfulness or service was prominent.

92 A GUIDE TO THE LESSON DETAIL

LESSON 21. JESUS AND THE CHILDREN.*

To reveal the love of Jesus for children is the purpose of this lesson.

LESSON MATERIAL.—Matthew 19: 13-15; Mark 10: 13, 14, 16; Luke 18: 15, 16.

MEMORY VERSE.—Suffer the little children to come unto me, and forbid them not. Luke 18: 16.

PICTURES FOR LESSON ILLUSTRATION.

- (a) The illustration in the folder of Story 21.
- (b) Primary Picture Set, No. 1.
Jesus and the Children.
- (c) Pictures from other sources.

The picture, "Christ Blessing Little Children," by Plockhorst. It would be well if a large copy of this picture might be given a prominent and permanent place in the primary room.

HANDWORK.

Coloring.

The lilies on page five in the folder of Story 21 have been drawn for the pupil to color. The blossoms may be colored with white crayon or may be given a touch of yellow at the centers of the flowers. Dark green should be used for the stalk and leaves.

The pupils may be asked to do the coloring at home, that the time in Sunday school may be spent in memorizing or reviewing the words of the song, "The Sweet Story." See pages five and six in the folder and page 180 in the Primary Teacher's Text Book, Part II, Second Year.

THIRD YEAR

LESSON 18. THE POWER OF JESUS TO FORGIVE SIN.*

The purpose of this lesson is to teach the power of Jesus to forgive sin.

LESSON MATERIAL.—Luke 5: 17-26; Mark 2: 1-12.

MEMORY VERSE.—Thy sins are forgiven thee. Luke 5: 20.

PICTURES FOR LESSON ILLUSTRATION.

(a) The illustrations in the folder of Story 18.

(b) Primary Picture Set, No. 3.

The Man with the Four Friends.

MODEL.

An Oriental house.

HANDWORK.

Writing.

The sentence, "Jesus has power on earth to forgive sin," or

The words from Mark 2: 10, "The Son of man hath authority on earth to forgive sins."

Special space for the handwork has been reserved for it on page five in the folder.

This space is surrounded by pictures adapted to give the thought of the need of people everywhere to know of the power of Jesus to forgive and save from sin. The pictures should be used to give this thought to the pupils.

94 A GUIDE TO THE LESSON DETAIL

LESSON 19. A STORY ABOUT FORGIVING.

To teach the duty of forgiveness and what it means to forgive is the purpose of this lesson.

LESSON MATERIAL.—Matthew 18: 21-35.

MEMORY VERSE.—Forgive us our debts, as we also have forgiven our debtors. Matthew 6: 12.

PICTURES FOR LESSON ILLUSTRATION.

The illustrations in the folder of Story 19.

HANDWORK.

Writing.

On page five in the folder a short story or one or two sentences about the unforgiving servant and what he should have done.

On page six in the folder, the memory verse or the verse, "Be ye kind one to another, tenderhearted, forgiving each other."

LESSON 20. JESUS TEACHING HOW TO PRAY.

To teach the child to pray, and to teach him a prayer to say daily, that he may acquire the love and power of converse with God and make prayer one of the habits of his life, is the aim of this lesson.

LESSON MATERIAL.—Matthew 5: 1, 2; 7: 11; 6: 9-13.

MEMORY VERSE.—Lord, teach us to pray. Luke 11: 1.

PICTURES FOR LESSON ILLUSTRATION.

- (a) The illustration in the folder of Story 20.
- (b) Primary Picture Set, No. 3.
Jesus Teaching to Pray.

(c) Beginners' Story Pictures.

The Evening Prayer, Second Year.

HANDWORK.

Writing.

On page five in the folder, the prayer, "Lord, teach us to pray." And teach us to think about and mean the words we say. Amen," or, "Our Father, which art in heaven, hallowed be thy name," or some other sentence from the Lord's Prayer.

Any sentence from the Lord's Prayer or the prayer as a whole should be copied from the Bible or be written from a copy, that it may be written correctly by the pupil.

THE CORRELATED LESSON.

The Lord's Prayer, Matthew 6: 9-13.

LESSON 21. A GIFT THAT PLEASED JESUS.*

To help the child to perceive something of the joy that the widow's gift brought to Jesus, and to teach that a gift which has meant some denial of self is the one most pleasing to the Lord and shows most love to him, is the purpose of this lesson.

LESSON MATERIAL.—Mark 12: 41-44; Luke 21: 1-4.

MEMORY VERSE.—Every man shall give as he is able.
Deuteronomy 16: 17.

PICTURES FOR LESSON ILLUSTRATION.

(a) The illustrations in the folder of Story 21.

(b) Beginners' Story Pictures.

The picture for Lesson 10, First Year.

96 A GUIDE TO THE LESSON DETAIL

MODEL.

The temple in the form of blocks.

HANDWORK.

Writing.

The memory verse on page five in the folder.
On page six in the folder, one or all of the verses given at the top of the page; James 1:17; John 3:16 or both verses, James 1:17 and John 3:16. The printed and written verses on page six should be memorized by the pupil.

NOTES FOR MARCH

NOTES FOR MARCH

MARCH
FIRST YEAR
THEME VII

GOD RESCUING FROM SIN

The purpose of this theme is to teach about some of God's ways of rescuing from sin, to quicken the power of the child to discover the right and to help him choose and do it.

LESSON 22. THE STORY OF THE GARDEN OF EDEN.

To present the idea of what it means to obey, and give the thought that willing obedience is a way of showing one's love to God, is the aim of this lesson.

LESSON MATERIAL.—Genesis 2:8, 9, 15-17, 19, 20; chapter 3 (selected verses).

MEMORY VERSE.—Forgive us our sins. Luke 11:4a.

PICTURES FOR LESSON ILLUSTRATION.

(a) The picture in the folder of Story 22.

(b) Beginners' Story Pictures.

The picture for Lesson 30, First Year.

100 A GUIDE TO THE LESSON DETAIL

(c) Beginners' Additional Picture Set.

Boy weeding garden.
Threading grandmother's needle.
Shelling peas.
Sharing her toys.

HANDWORK.

(a) Pasting.

Pictures of children helping and being kind.
The object of the work being to suggest
and emphasize the right that is within the
power of the child to do.

(b) Verses to accompany handwork.

Children, obey your parents in all things.
Be ye kind one to another.
We also ought to love one another.

LESSON 23. THE STORY OF THE SHEEP THAT WAS LOST.

The aim of this lesson is to tell about the
sheep that was lost and to mirror to the child
some of his own experiences, to teach that
obedience should be to that which is right, to
show that one has the power to choose what
one will do, and to help the child to grow sorry
for wrongdoing and strong to choose the right.

LESSON MATERIAL.—Luke 15: 3-6; Matthew 18: 12-
14.

MEMORY VERSE.—Teach me thy way, O Lord. Psalm 86: 11a.

PICTURE FOR LESSON ILLUSTRATION.

The picture in the folder of Story 23.

HANDWORK.

(a) Pasting.

A picture of the Bible.

(b) Verse to accompany handwork.

Teach me thy way, O Lord.

LESSON 24. THE JOY OF THE SHEPHERD.

To teach about the care of a shepherd for his sheep, to tell of his joy in finding the lost one, and of his greater joy because the sheep that was lost had learned to obey, is the aim of this lesson.

LESSON MATERIAL.—Luke 15: 3-6; Matthew 18: 12-14.

MEMORY VERSE.—Rejoice with me, for I have found my sheep which was lost. Luke 15: 6.

PICTURES FOR LESSON ILLUSTRATION.

(a) The pictures in the folders of Stories 23 and 24.

(b) Beginners' Story Pictures.

The picture for Lesson 17, First Year.

(c) Pictures from different sources.

Pictures of Oriental shepherds with their sheep, pictures of sheepfolds.

MODEL.

A sheepfold.

102 A GUIDE TO THE LESSON DETAIL

HANDWORK.

- (a) A copy of each of the memory verses for the theme.

Luke 11:4a.

Psalm 86:11a.

Luke 15:6.

- (b) A copy of the verse, "Teach me thy way, O Lord," and the prayer, "Help me to do the things I should," or

- (c) A copy of the verse,
"Help us to do the things we should,
To be to others kind and good,
In all we do in work or play
To grow more loving every day. Amen." *

THEME VIII

GOD THE GIVER OF LIFE ON EARTH AND IN HEAVEN

To direct the attention of the children to life that has been hidden, to give the thought that always there is life that God gives, and to teach that one of God's good gifts to us is life on earth and in heaven, is the purpose of this theme.

LESSON 25. THE AWAKENING OF HIDDEN LIFE.

To teach that life is the gift of God is the aim of this lesson.

* From Songs and Games for Little Ones, by arrangement with Oliver Ditson Company, Boston.

LESSON MATERIAL.—Job 37: 6, 9, 10; Psalm 147: 15-18; Song of Solomon 2: 11-13.

MEMORY VERSE.—He hath made everything beautiful in its time. Ecclesiastes 3: 11a.

PICTURES FOR LESSON ILLUSTRATION.

- (a) The picture in the folder of Story 25.
- (b) Beginners' Story Pictures.
 - Father and Mother Bird's Care, First Year.
 - The Heavenly Father's Care for Birds and Animals, First Year.
 - Winter's Sleep and Spring's Awakening, First Year.
 - The pictures for Lessons 28 and 29, First Year.
 - The Rainbow, Second Year.
 - Don't Be Afraid, Second Year.
- (c) Beginners' Additional Picture Set.
 - The Bird's Nest.

HANDWORK.

- (a) Drawing or Pasting.
 - Pictures of pussy willows, blossoms, spring flowers, or birds.
- (b) Verse to accompany handwork.
 - In the spring the flowers waken,
 - Waken from their winter's sleep;
 - They say to us, "Look up, dear children,
 - God forever watch doth keep." *

* "Spring Song," from Primary and Junior Songs for the Sunday School.

104 A GUIDE TO THE LESSON DETAIL

LESSON 26. JESUS GOING TO THE HEAVENLY HOME.

To teach that Easter is a day for remembering Jesus and to tell the story of his going home to the Father is the aim of this lesson. The lesson is preparatory to the following lesson, which tells about the heavenly home, where Jesus is making a place for us.

LESSON MATERIAL.—John 19: 30, 41, 42; 20: 1-18; Luke 24: 50, 51.

MEMORY VERSE.—Behold, I am alive for evermore. Revelation 1: 18b.

PICTURES FOR LESSON ILLUSTRATION.

- (a) The picture in the folder of Story 26.
- (b) Beginners' Story Pictures.
Winter's Sleep and Spring's Awakening,
First Year.
The picture for Lesson 27, Jesus and the
Heavenly Home, First Year.
The Easter Lily, Second Year.
- (c) Primary Picture Set, No. 1.
Jesus and Mary in the Garden.

HANDWORK.

- (a) Drawing or Pasting.
Pictures of Easter lilies or of birds in flight.
- (b) Verse to accompany handwork.
Easter lilies now are springing sweet and fair,
Easter birds are winging, swinging, everywhere,
All the world is full of gladness far and near,
Christ the Lord to-day is risen, Easter's here.

—*Unknown.*

SECOND YEAR

LESSON 22. A GIFT FOR JESUS.

The purpose of this lesson is to arouse the will of the child to put forth effort and do some definite thing for Christ.

That the lesson may not fail of its purpose some definite thing should be planned for the child to do, that he may give expression to his desire or execute it.

The plan might include saving spending money and denying self, that a large and special offering may be given at Easter for missions, for fresh-air work in spring and summer, for a party or picnic to be given poor children, for a child's bed in some hospital, or for some other purpose from which the child who gives will receive no benefit other than the pleasure that will come through giving and the unconscious help that his act will be in the upbuilding of his Christian character.

LESSON MATERIAL.—John 12: 1-8; Mark 14: 3-9.

MEMORY VERSE.—God loveth a cheerful giver. 2 Corinthians 9: 7.

PICTURES FOR LESSON ILLUSTRATION.

- (a) The illustrations in the folder of Story 22.
- (b) Primary Picture Set, No. 1.
Mary and the Alabaster Box.

MODELS.

A small model of an Oriental table with its accompanying couches.

106 A GUIDE TO THE LESSON DETAIL

HANDWORK.

(a) Writing.

On page five in the folder and under the picture of children from different countries, the sentence, To tell about Jesus or to help some one to hear about him is one way of giving to Jesus, or the sentence, Kind words and deeds to others are like good gifts to Jesus.

(b) Writing or Pasting.

Instead of the explanatory sentence suggested for writing, the verse,

“We’ve a story to tell to the nations
That shall turn their hearts to the right,
A story of truth and mercy,
A story of peace and light.” *

LESSON 23. THE CHILDREN’S PRAISE SONG.

To help the child enter fully into the joy of showing love to Jesus is the purpose of this lesson.

LESSON MATERIAL.—Matthew 21 : 1-17.

MEMORY VERSE.—We love, because he first loved us.
1 John 4 : 19.

PICTURES FOR LESSON ILLUSTRATION.

(a) The pictures in the folder of Story 23.

(b) Primary Picture Set, No. 1.
The Triumphal Entry.

*From Hymns of Worship and Service for the Sunday School.

HANDWORK.

(a) Writing.

An original sentence in explanation of the picture on page five in the folder; the memory verse; the sentence, To sing is one way of showing love to Jesus; or one of the following verses:

"Praise him, praise him, all ye little children,
For Jesus loves you! Jesus loves you!"

Come, little children, your voices raise,
Sing forth his praise, sing forth his praise.*

To thee, Redeemer, King.
To whom the lips of children
Made sweet hosannas ring,

Our praise and prayer and anthems
Before thee we present.†

- (b) Pasting (for those pupils who cannot write).
A copy of one of the verses or sentences suggested for writing.

THEME VIII

JESUS USING HIS POWER

The purpose of this theme is to help the child to begin "to sense the divine" in Christ.

* From Sunday Songs for Little Singers.

† From Hymns of Worship and Service for the Sunday School.

108 A GUIDE TO THE LESSON DETAIL

LESSON 24. JESUS FEEDING MANY HUNGRY PEOPLE.

To lead the child to wonder at the greatness of divine power and to come to a better understanding of the nature of Jesus is the aim of this lesson.

LESSON MATERIAL.—John 6: 1-14; Matthew 14: 13-22; Mark 6: 30-44; Luke 9: 10-17.

MEMORY VERSE.—Give us this day our daily bread.
Matthew 6: 11.

PICTURE FOR LESSON ILLUSTRATION.

Primary Picture Set, No. 1.

Feeding the Five Thousand.

HANDWORK.

(a) Writing or Pasting.

The memory verse, "Give us this day our daily bread," or the verse,

"God is great and God is good,
And we thank him for our food.
By his goodness all are fed;
Give us, Lord, our daily bread."

(b) Drawing (for those pupils who cannot write).

A picture of a fruit to suggest food other than bread.

(c) Coloring (to be done by the pupil at home or after the writing has been completed).

The wheat and bread in the picture on page five in the folder of Story 24.

LESSON 25. JESUS STILLING THE STORM.

To add to the child's knowledge of the great and wonderful things that Jesus was able to do, and to his wonder at the power of Jesus, is the purpose of this lesson.

LESSON MATERIAL.—Matthew 8: 18, 23-27; Mark 4: 35-41; Luke 8: 22-25.

MEMORY VERSE.—Even the wind and the sea obey him. Mark 4: 41.

PICTURES FOR LESSON ILLUSTRATION.

(a) The pictures in the folder of Story 25.

(b) Primary Picture Set, No. 1.

The Wonderful Healer.
Stilling the Storm.

(c) Primary Picture Set, No. 2.

In the Streets of Capernaum.

HANDWORK.

(a) Writing.

An original sentence or short story about the picture or lesson, or the following explanation of the picture: This is a picture of the Sea of Galilee across which Jesus used to sail.

(b) Pasting (by those pupils who cannot write).

A copy of the sentence suggested for writing.

110 A GUIDE TO THE LESSON DETAIL

LESSON 26. JESUS RESTORING LIFE TO A LITTLE GIRL.

That the young child may be unafraid at the word or in the presence of death, he needs teaching. He needs to be so taught that he shall begin to understand that "God is the God of life, not the God of death," and that in "the Father's house" there is "another and larger room" to which Jesus has promised to some day lead and call us. To begin to give this teaching by telling about Jesus restoring life to a little girl is the aim of this lesson.

LESSON MATERIAL.—Matthew 9: 18, 19, 23-26; Mark 5: 21-24, 35-43; Luke 8: 40-42, 49-56.

PICTURES FOR LESSON ILLUSTRATION.

(a) The picture in the folder of Story 26.

(b) Primary Picture Set, No. 1.

The People Thronged Him.

Jesus and the Daughter of Jairus.

HANDWORK.

Coloring.

The daffodils on page five in the folder of Story 26.

NOTE: If the coloring may be done by the pupils at home the handwork period may be spent in explaining and teaching the verses on pages five and six in the folder.

THIRD YEAR

LESSON 22. JESUS IN THE HOME OF ZACCHÆUS.

To teach that Jesus came to seek and to save "his people from their sins," that the thought of Jesus as his personal Saviour may be born in the heart of the child, is the purpose of this lesson.

The lesson is preparatory to lessons which occur later in the theme, and which have for their purpose to so tell of the death and resurrection of Jesus that the child who is ready because he knows Jesus as his personal Saviour shall find in him the way unto life.

LESSON MATERIAL.—Luke 19: 1-10; Matthew 1: 21.

MEMORY VERSES.—Thou shalt call his name Jesus; for it is he that shall save his people from their sins. Matthew 1: 21. The Son of man came to seek and to save that which was lost. Luke 19: 10.

PICTURES FOR LESSON ILLUSTRATION.

- (a) The illustration on page five in the folder of Story 22.
- (b) Primary Picture Set, No. 3.
Jesus and Zacchæus.
- (c) Primary Picture Set, No. 2.
Mary and the Angel.

HANDWORK.

- (a) Writing.

The memory verse under the illustration on page five in the folder of Story 22.

(b) Pasting, or Pasting and Writing.

Page six in the folder has been left for the pupil to decide what he will do with it. If he cannot think, help him by suggesting the pasting of some picture of Jesus and the writing of the memory verse of Lesson 11 or the pasting or writing of some verse. Written or typewritten copies of verses should be in readiness from which the pupils may choose a verse for copying or pasting. Appropriate verses are as follows:

Jesus, Friend of little children,
Be a friend to me;
Take my hand and ever keep me
Close to thee.

Teach me how to grow in goodness
Daily as I grow;
Thou hast been a child, and surely
Thou dost know.*

Children, dear, the Saviour's calling,
He is calling, gently calling,
Gently calling, child, to you.

He is calling, for he loves you,
As he called in olden days;
Then the children loved to hear him
And to follow in his ways.†

* By W. J. Mathams.

† From Sunday Songs for Little Children. Courtesy of Westminster Press.

For Jesus, born a little child,
We thank our heavenly Father;
For Jesus, loving, kind, and mild,
We thank our heavenly Father;
For Jesus Christ, the children's friend,
Who in our hearts his love doth send,
For Christ, who helps us to the end,
We thank our heavenly Father.*

Sweetly sing the love of Jesus,
Love for you and love for me.
If he loves us what can grieve us?
If he keeps us what can harm? *

"Just as I am," thine own to be,

O Jesus Christ, I come.

"Just as I am," young, strong, and free,
To be the best that I can be,
For truth and righteousness and thee,
Lord of my life, I come.*

LESSON 23. THE STORY OF THE GOOD SAMARITAN.

The purpose of the preceding lesson was to present the thought of Jesus as a personal Saviour. The purpose of this lesson is to teach what should be the endeavor of those who have accepted Christ as their Saviour and have entered into the heavenly Father's kingdom. It also teaches that one thing to do is to look for ways of helping others and to everyone to give the help and show the kindness that is possible.

* From Sunday Songs for Little Children. Courtesy of Westminster Press.

114 A GUIDE TO THE LESSON DETAIL

LESSON MATERIAL.—Luke 10: 25-37.

MEMORY VERSE.—Thou shalt love thy neighbor as thyself. Leviticus 19: 18.

PICTURES FOR LESSON ILLUSTRATION.

(a) The illustrations in the folder of Story 23.

(b) Primary Picture Set, No. 3.

The Good Samaritan.

(c) Pictures from different sources.

Pictures illustrating helpfulness or kindness.

A part of the home work might be the finding of such pictures for use in class.

They could be used to introduce the lesson review.

HANDWORK.

Writing.

The memory verse on page five in the folder.

An explanation of the memory verse on page six in the folder. This explanation may be original with the pupil or may be dictated by the teacher. An explanation for dictation is as follows: One's neighbor is everyone whom one may help or to whom one may be kind. To love one's neighbor as oneself means to be helpful, kind, and loving to everyone. To love one's neighbor is to do as God's child should.

THE CORRELATED LESSON.—Luke 10: 30-35.

The story of the Good Samaritan is one that pupils who memorize readily should be urged to commit to memory as a part of their home work. Pupils who memorize slowly should be required to read and reread the story until they are able to tell it in their own words.

OF THE PRIMARY LESSONS 115

LESSON 24. JESUS TEACHING A NEW COMMANDMENT.

To add to the child's understanding of the love with which Jesus loved, and of the love which Jesus has said for those who would keep his commandments to show to others, is the purpose of this lesson.

LESSON MATERIAL.—John 13: 1-17, 34, 35; Matthew 20: 28.

MEMORY VERSE.—A new commandment I give unto you, that ye love one another; even as I have loved you, that ye also love one another. John 13: 34.

PICTURES FOR LESSON ILLUSTRATION.

(a) The illustration in the folder of Story 24.

(b) Primary Picture Set, No. 3.
Jesus Washing the Feet of His Disciples.

(c) Pictures from different sources.
Pictures of children or of grown people sharing with others, doing good, being kind, or, in other words, showing "love one to another."

HANDWORK.

(a) Writing.

The memory verse on page five in the folder of Story 24.

On page six in the folder an explanation of what it means to love others in the way that Jesus has said to love.

The words of John 3: 16 if there is space for the verse on page five or six.

116 A GUIDE TO THE LESSON DETAIL

(b) Pasting.

If desirable, the written work suggested for page six may be omitted and the question at the top of the page may be answered by the pasting of a picture which suggests sacrifice, helpfulness, kindness, or the showing of love "one to another."

LESSON 25. JESUS AND HIS FRIENDS IN THE UPPER ROOM.

To prepare for the lesson, "Jesus Dying and Living Again," and to make such explanation of the Sacrament of the Lord's Supper as a child can understand, is the purpose of this lesson.

LESSON MATERIAL.—Luke 22: 7-13; Matthew 26: 17-20, 26-30; John 13: 33-35; 14: 1-15.

MEMORY VERSE.—If ye love me, ye will keep my commandments. John 14: 15.

PICTURES FOR LESSON ILLUSTRATION.

- (a) The illustrations in the folder of Story 25.
- (b) Primary Picture Set, No. 3.
The Last Supper.
Jesus Washing the Feet of His Disciples.

MODELS.

An Oriental or Eastern house.
An Oriental table and couches of the time of Christ.

HANDWORK.

Writing.

The memory verse on page five in the folder of Story 25.

A copy of one or more of the verses on page six in the folder, or a verse selected from John 14: 1-3.

THE CORRELATED LESSON.—John 14: 1-3.

The assigning of this lesson should be optional with the teacher, for in connection with the lessons of the theme so much memory work is suggested that the teacher must select that which is advisable to ask the pupils to learn.

LESSON 26. JESUS DYING AND LIVING AGAIN.

To tell of Jesus dying and living again, and to teach that he lived "to save his people from their sins," and that he died to save them, is the purpose of this lesson.

LESSON MATERIAL.—Luke 23: 33-35; 24: 1-7.

MEMORY VERSE.—I was dead, and behold, I am alive for evermore. Revelation 1: 18.

PICTURES FOR LESSON ILLUSTRATION.

(a) The illustrations in the folder of Story 26.

(b) The Primary Picture Set, No. 3.

In the House of Caiaphas.

Jerusalem: Street along which Jesus is said to have passed on his way to the cross.

118 A GUIDE TO THE LESSON DETAIL

HANDWORK.

The space under the illustration on page five in the folder of Story 26 has been left for (1) the pasting of some picture of the risen Christ and the writing of the memory verse; (2) the writing of the memory verse; or (3) the writing of a short story or several short sentences about the lesson story or in explanation of the illustration.

For pictures for pasting see the catalogue of the Perry or Brown Pictures Company, or that of the W. A. Wilde Company.

NOTES FOR APRIL

NOTES FOR APRIL

APRIL

FIRST YEAR

LESSON 27. A PICTURE OF THE HEAVENLY HOME.

This lesson is the third under the theme, "God the Giver of Life on Earth and in Heaven." The first lesson sought to direct the thoughts of the child to new life in nature and to teach that life on earth is the gift of God. The second lesson told of Jesus going to the heavenly home. The aim of this lesson is to teach about the heavenly home and life in heaven.

LESSON MATERIAL.—Revelation 21:1 to 22:5.

MEMORY VERSE.—In my Father's house are many mansions. John 14:2a.

PICTURES FOR LESSON ILLUSTRATION.

- (a) The pictures in the folders of Stories 1, 26, and 27.
- (b) Beginners' Story Pictures.
Sistine Madonna, Second Year.
Jesus and the Blind Man, Second Year.
- (c) Primary Picture Set, No. 1.
The Wonderful Healer.
The People Thronged Him.

122 A GUIDE TO THE LESSON DETAIL

(d) Primary Picture Set, No. 3.

Jesus and the Leper.

In the Streets of Capernaum.

NOTE: If the pictures from the Beginners' Story Pictures are used, those from the Primary Picture Sets will not be necessary. If the Beginners' Story Pictures are not available, the pictures from the Picture Sets will be found to be most helpful in teaching this lesson.

PICTURES FOR USE IN REVIEWING THE LESSON.

(a) Beginners' Story Pictures.

Winter's Sleep and Spring's Awakening,
First Year.

Autumn Foliage, Second Year.

The Blue Meadow, Second Year.

The Garden, Second Year.

Watching the Bees, Second Year.

(b) Beginners' Additional Picture Set.

Picking flowers.

(c) Primary Picture Set, No. 1.

Night.

The Great Wide Sea.

HANDWORK.

This is one of the lessons where nothing that the child can do seems appropriate, and the suggestion is made that handwork be omitted.

LESSON 28. REVIEW.*

The aim of this lesson is to repeat and strengthen the teaching that heaven is a home in which there is a place for each one of God's people.

LESSON MATERIAL.—The stories of Lessons 26 and 27; John 14: 2, 3.

MEMORY VERSE.—In my Father's house are many mansions; . . . I go to prepare a place for you. John 14: 2.

PICTURES FOR LESSON ILLUSTRATION.

(a) The picture in the folder of Story 28.

(b) Beginners' Story Pictures.

The picture for Lesson 1, First Year.

The picture for Lesson 27, First Year.

The picture for Lesson 30, First Year.

The Garden, Second Year.

Watching the Bees, Second Year.

Tiny Builders, Second Year.

(c) Beginners' Additional Picture Set.

The bird's nest.

(d) Pictures from different sources.

Pictures of fish, of gardens, of lambs at play, of birds' nests and young birds, of babies or little children asleep in cradles or cribs.

124 A GUIDE TO THE LESSON DETAIL

(e) Pictures for handwork.

Pictures of people from different countries.

HANDWORK.

(a) Pasting.

Pictures of people from different countries.

(b) Verse to accompany handwork.

All the world is full of people, O, so many
everywhere!

In the places near and far across the sea;
But to all the heavenly Father gives his love
and tenderest care,

And in heaven he has prepared a home for
them and me.*

THEME IX

GOD SPEAKING TO A CHILD

The purpose of this theme is to deepen the child's realizing sense of his relation to God by telling about God speaking to Samuel and by leading the child to think of different ways by which God speaks to him.

LESSON 29. THE CHILD SAMUEL IN GOD'S HOUSE.

To tell how God spoke to Samuel, and to lead the child to think how God speaks to him, and feel the closeness of his relation to God, is the aim of this lesson.

* Copyright, 1891, in the Sunday School Times. Reprinted by permission.

OF THE PRIMARY LESSONS 125

LESSON MATERIAL.—I Samuel 1; 2: 18, 19, 26; 3.

MEMORY VERSE.—Speak, Lord; for thy servant heareth. I Samuel 3: 9b.

PICTURES FOR LESSON ILLUSTRATION.

(a) The picture in the folder of Story 29.

(b) Beginners' Story Pictures.

The picture for Lesson 1, First Year.
Samuel, Second Year.

HANDWORK.

(a) Drawing and coloring.

Pictures of flowers, birds, and bees.

(b) Pasting.

Pictures similar to those suggested for drawing.

(c) Sentences to accompany handwork.

Everything beautiful that I see is one of
God's ways of speaking to me. The
thoughts I think that help me to be good
are others of God's ways of speaking.

THEME X

SPEAKING TO GOD IN PRAYER

The purpose of this theme is to lead the child to pray and to teach him that God answers prayer not always as we ask, but as he knows is best.

126 A GUIDE TO THE LESSON DETAIL

LESSON 30. EZRA'S PRAYER FOR HELP ON A JOURNEY.

To teach that one may tell God what one is thinking or ask him for anything, and that God hears and answers in the way that is best, is the aim of this lesson.

LESSON MATERIAL.—Ezra 7; 8: 15a, 21-34.

MEMORY VERSE.—The Lord is nigh unto all them that call upon him. Psalm 145: 18a.

PICTURES FOR LESSON ILLUSTRATION.

- (a) The picture in the folder of Story 30.
- (b) Beginners' Story Pictures.
The Evening Prayer, Second Year.

HANDWORK.

- (a) Pasting.
A picture of a child at prayer, or
A copy of some prayer sentence or verse.
- (b) A prayer to accompany the pasted picture or to be used in place of it.

“Father, we thank thee for the night!
And for the pleasant morning light;
For rest and food and loving care,
And all that makes the world so fair.

“Help us to do the things we should:
To be to others kind and good;
In all we do, in work or play,
To grow more loving every day.” *

* From Songs and Games for Little Ones, by arrangement with Oliver Ditson Company, Boston.

SECOND YEAR

LESSON 27. JESUS DYING AND LIVING AGAIN.

To tell the story of the death of Christ, and also to teach that he is not dead, but lives, is the purpose of this lesson.

LESSON MATERIAL.—Mark 15: 1, 25, 37, 43-47; 16: 1-8.

MEMORY VERSE.—Because I live, ye shall live also.
John 14: 19.

PICTURES FOR LESSON ILLUSTRATION.

(a) The illustrations in the folder of Story 27.

(b) Primary Picture Set, No. 1.

Jerusalem, as Seen from the Mount of Olives.

Jesus and the Daughter of Jairus.

Stilling the Storm.

Feeding the Five Thousand.

Jesus and the Blind Man.

The Wonderful Healer.

HANDWORK.

(a) Writing.

One or two original sentences about the lesson story, the memory verse, or the following short story: "The angel said: 'Be not amazed: ye seek Jesus. He is risen: he is not here.'"

(b) Pasting (for those pupils who cannot write).

A copy of the story suggested for writing.

128 A GUIDE TO THE LESSON DETAIL

LESSON 28. THE WALK TO EMMAUS.

The purpose of this lesson is to tell of the resurrection of Jesus, that with the aid of the following lesson the child may be able to begin to conceive of Jesus as living not where we can see him, but near, and as giving his love and help, by his great power, to those who believe in him.

LESSON MATERIAL.—Luke 24: 13-35.

MEMORY VERSE.—The Lord is risen indeed. Luke 24: 34.

PICTURES FOR LESSON ILLUSTRATION.

(a) The illustrations in the folder of Story 28.

(b) Primary Picture Set, No. 1.

On the Way to Emmaus.

HANDWORK.

(a) Writing.

The memory verse on page five in the folder.

(b) Pasting (for those pupils who cannot write).

The memory verse on page five in the folder.

(c) Coloring.

The picture of the oleander on page one of the folder. The blossoms may be either white or pink.

LESSON 29. JESUS GOING TO THE HEAVENLY HOME.

To give the thought of heaven as not far away, and to tell of Jesus entering in and making a place ready for us, is the aim of this lesson. The lesson should deepen the child's belief in and love for Jesus and the desire to serve him.

OF THE PRIMARY LESSONS 129

LESSON MATERIAL.—John 14: 1-3; Luke 24: 50-53;
Mark 16: 19; Acts 1: 9.

MEMORY VERSE.—I go to prepare a place for you.
John 14: 2.

PICTURE FOR LESSON ILLUSTRATION.

The picture in the folder of Story 29.

HANDWORK.

(a) Writing or pasting.

A copy of the words, "He parted from them, and was carried up into heaven," or of the explanation, "The Mount of Olives, where Jesus parted from his friends and went away into heaven."

LESSON 30. REVIEW.

The purpose of this lesson is to afford an opportunity for reviewing the lessons and memory verses that tell of Jesus and to emphasize the thought of Jesus as a helper, the power that enables him to help, and the heavenly home.

The reason for this emphasis is that as the lessons of the course are taught that tell how some of the apostles of Jesus carried on his work, the child may be helped (1) to keep in mind the thought of Jesus in heaven, (2) to understand that there was and is work for the helpers of Jesus to do, (3) and to begin to perceive the truth that Jesus in heaven has power upon earth to bless and help those that seek to fulfill his commands and do the will of God.

130 A GUIDE TO THE LESSON DETAIL

LESSON MATERIAL.—The stories of Lessons 12 to 29.

MEMORY VERSES.—Thou shalt call his name Jesus.

Matthew 1:21. Glory to God in the highest, and on earth peace among men in whom he is well pleased. Luke 2:14. Opening their treasures they offered unto him gifts. Matthew 2:11. The child grew. Luke 2:40. Jesus advanced in wisdom and stature, and in favor with God and men. Luke 2:52. Jesus of Nazareth, . . . who went about doing good. Acts 10:38. Suffer the little children to come unto me, and forbid them not. Luke 18:16. Because I live, ye shall live also. John 14:19. I go to prepare a place for you. John 14:2.

PICTURES FOR LESSON ILLUSTRATION.

(a) The pictures in the folder of Story 30.

(b) Primary Picture Set, No. 1.

Mary and the Angel.

The Shepherds at the Manger.

The Wise Men at Jerusalem.

The Boy Jesus in the Temple.

Jesus and the Fishermen.

The Wonderful Healer.

The People Thronged Him.

Jesus and the Blind Man.

Feeding the Five Thousand.

Stilling the Storm.

Jesus and the Daughter of Jairus.

Jesus and the Children.

Jesus and Mary in the Garden.

On the Way to Emmaus.

HANDWORK.

Writing or Pasting.

A copy of the memory verses of Lessons 27 to 29 on page five in the folder of Story 30.

THIRD YEAR

LESSON 27. THE RESURRECTION DAY.

To bring to the child the great truth that Christ lives is the purpose of this lesson.

LESSON MATERIAL.—Mark 16: 1-7; John 20: 11-18; Matthew 28: 5-10; Luke 24: 13-31, 34-40; 1 Corinthians 15: 5.

MEMORY VERSE.—He is not here; for he is risen, even as he said. Matthew 28: 6.

PICTURES FOR LESSON ILLUSTRATION.

- (a) The illustration on page five in the folder of Story 27.
- (b) Primary Picture Set, No. 1.
Jesus and Mary in the Garden.
On the Way to Emmaus.

HANDWORK.

The memory verse or a short story in explanation of the illustration on page five in the folder of Story 27.

THE CORRELATED LESSON.—Mark 16: 1-7.

132 A GUIDE TO THE LESSON DETAIL

LESSON 28. JESUS RETURNS TO THE FATHER.

The purpose of this lesson is to so tell the story of Jesus returning to the Father that the child shall know that heaven is and Jesus lives.

This knowledge is as vital to the child as it was to the disciples. It made the disciples strong in faith and "inspired teachers and converters of the world." It is necessary to the child if he is to feel the power and presence of Christ in his life and desire to do his will.

LESSON MATERIAL.—Matthew 28: 16-20; Luke 24: 50-53; Acts 1: 3, 9-14.

MEMORY VERSE.—Go ye into all the world, and preach the gospel to the whole creation. Mark 16: 15.

PICTURES FOR LESSON ILLUSTRATION.

The illustrations in the folder of Story 28.

HANDWORK.

(a) Writing.

The first half of the memory verse on page five in the folder of Story 28 and the last half of the verse on page six.

(b) Coloring.

The olive branches on either side of the picture on page one of the folder. The leaves should be colored a dark rich green. The blossoms may be touched up with a white crayon. The coloring may be done by the pupil at home.

THE CORRELATED LESSON.—A review and drill of Mark 16: 1-7.

LESSON 29. REVIEW.

The purpose of this lesson is to impress the truth expressed in the memory verse.

With the more thoughtful pupils this may be done by reviewing preceding lesson stories and memory verses which are adapted to teach and impress this truth and by leading the pupils in conversation about these stories and memory verses and the truths they teach.

Appropriate stories for review are "God's Promise to Mary," "The Story of the Birth of Jesus," "A Busy Day at Capernaum," "The Power of Jesus to Forgive Sin," "Jesus in the Home of Zacchæus," "Jesus Dying and Living Again," and the two stories, "The Resurrection Day" and "Jesus Returning to the Father."

The memory verses to be reviewed are those of Lessons 11, 12, 22, and 29. Thou shalt call his name Jesus; for it is he that shall save his people from their sins. Matthew 1:21. Behold, I bring you good tidings of great joy which shall be to all the people: for there is born to you this day in the city of David a Saviour, who is Christ the Lord. Luke 2:10, 11. The Son of man came to seek and to save that which was lost. Luke 19:10. For God so loved the world, that he gave his only begotten Son, that whosoever believeth on him should not perish, but have eternal life. John 3:16.

LESSON MATERIAL.—Selected stories and memory verses from Lessons 11 to 28.

134 A GUIDE TO THE LESSON DETAIL

MEMORY VERSE.—For God so loved the world, that he gave his only begotten Son, that whosoever believeth on him should not perish, but have eternal life. John 3:16.

NOTE: This lesson is one for which the pupils are to prepare at home by reviewing assigned stories. See "Lesson Preparation" in the Primary Teacher's Text Book, Third Year, Part III, pages 214-218.

HANDWORK.

(a) Writing.

On page six in the folder, a sentence about Jesus as the Saviour. Jesus came to be my Saviour and the Saviour of everyone in all the world.

(b) Pasting.

A copy of the prayer with which the lesson is brought to a close. The copy is to be pasted underneath the written sentence: "Dear Jesus, I love you. Be near me all my life. Forgive my sins and make me strong to do right. Help me every day to do what you would have me to do and what is God's will for me. Amen."

THEME IV

THE MESSENGERS OF JESUS DOING GOD'S WILL

There is not a child of primary age, unless it is an exceptional child, who does not realize that often he fails

in being as good as he would like to be or as he knows he should be. That he may be helped to renew his efforts after failure he needs to realize that it is not easy "to be good," but that it is God's will for him to try to be so, and that when he tries God will help him. He needs to know that when he fails and is sorry, God does not look upon him as being "bad," but as his child to love and help and make strong. The child needs also to perceive something of the heroic in effort, that he may be impelled to put forth effort and attain the victory. To meet these special needs of the child is the purpose of this theme.

LESSON 30. PETER THE FISHERMAN.

To tell how it was that Peter became one of the disciples of Jesus and learned to know Jesus as the Son of God is the first purpose of this lesson. A second purpose is to strengthen the child's desire to be one of the followers of Jesus.

The lesson is introductory to those lessons about Peter which are peculiarly adapted to lead the child to recognize by whom strength and power and goodness are given, and to seek the strength, the power, the goodness, he needs to do what is God's will for him.

LESSON MATERIAL.—Luke 5: 1-11; Matthew 14: 22-33.

MEMORY VERSE.—They left all, and followed him.
Luke 5: 11.

136 A GUIDE TO THE LESSON DETAIL

PICTURES FOR LESSON ILLUSTRATION.

- (a) The illustrations in the folder of Story 30.
- (b) Primary Picture Set, No. 1.
Jesus and the Fisherman.

HANDWORK.

Writing.

The memory verse.

An explanation of what it means to be a disciple of Jesus. It will be better for the pupil to think out and write his own explanation, but if he is unable to do so, the following may be dictated or be given him to copy: To be a disciple of Jesus means to love him and to try to be like him, and to be helpful, loving, and kind to others for his sake.

NOTES FOR MAY

NOTES FOR MAY

MAY

FIRST YEAR

LESSON 31. KING DAVID'S WISH AND PRAYER.

To teach that there are times when God does not permit us to do as we wish, give us what we want, or answer our prayers in the way we ask, is the purpose of this lesson.

LESSON MATERIAL.—2 Samuel, chapter 7.

MEMORY VERSE.—The Lord is nigh unto all them that call upon him. Psalm 145: 18a.

PICTURE FOR LESSON ILLUSTRATION.

The picture in the folder of Story 31.

MODEL.

The tabernacle.

HANDWORK.

(a) Pasting.

Pictures of children in or watching the rain in illustration of the story told as "Story Preparation."

(b) Sentences to accompany handwork.

When a little child is happy God knows, God knows. And when a little child speaks he hears, or

God is good, and God is wise. And always he knows what is best for us, just as he knew what was best for King David.

THEME XI

WORSHIPING GOD

To give instruction concerning the different acts of worship and then to teach that we may worship God not only in church, but in any place, is the purpose of this theme.

LESSON 32. BUILDING A HOUSE FOR GOD'S WORSHIP.

To give the thought of what it means to worship God, and then to tell how some of God's people built a house in which to meet and worship him, is the aim of this lesson.

LESSON MATERIAL.—1 Chronicles 29; 2 Chronicles, chapters 2 to 5 (selected verses).

MEMORY VERSE.—It is a good thing to give thanks unto the Lord, and to sing praises unto thy name, O Most High. Psalm 92: 1.

PICTURES FOR LESSON ILLUSTRATION.

- (a) The picture in the folder of Story 32.
- (b) Beginners' Additional Picture Set.
Family entering church.
- (c) Pictures from different sources.
A picture of Solomon's temple, Wilde Bible Pictures, No. 384.
Pictures of churches.

HANDWORK.

- (a) Drawing or Pasting.
Pictures of churches or church bells.

(b) Verses to accompany handwork.

Psalm 100 with pictures of churches, and the following verse with pictures of church bells:

"Come to church," they seem to say,

"'Tis the hour of prayer;

Come and worship God to-day,

In his temple fair."

—"Church Bells," *W. E. Howard.*

LESSON 33. WORSHIPING GOD BY A RIVER SIDE.

To review the thought of what it means to worship God, and to teach that one may worship him in any place, is the aim of this lesson.

LESSON MATERIAL.—Acts 16:9-15.

MEMORY VERSE.—It is a good thing to give thanks unto the Lord, and to sing praises unto thy name, O Most High, Psalm 92:1.

PICTURES FOR LESSON ILLUSTRATION.

(a) The picture in the folder of Story 33.

(b) Beginners' Story Pictures.

The Evening Prayer, Second Year.

(c) Beginners' Additional Picture Set.

Children singing.

(d) Primary Folders.

Stories 23 and 51, Second Year.

HANDWORK.

(a) Pasting.

Pictures of children, children preparing for bed, saying prayers, or of children at play.

(b) Verses to accompany handwork.

AN EVENING PRAYER

Dear Father, watching from above,
 Keep me ever in thy love;
 Bless home and friends and parents dear;
 In darkness may I know no fear;
 I know thy love and care art near,
 And thou my evening prayer wilt hear.
 Bless thy little child, good night—good night.

A MORNING PRAYER

The morning bright,
 With rosy light,
 Has waked me from my sleep;
 Father, I own
 Thy love alone
 Thy little one doth keep.

Amen.*

LESSON 34. REVIEW.

The aim of this lesson is to review the preceding lessons that teach about prayer and worship and to impress their truths, that the child may be helped to form the habit of daily prayer.

LESSON MATERIAL.—The stories of Lessons 30–33.

MEMORY VERSES.—The Lord is nigh unto all them that call upon him. Psalm 145: 18a. It is a good thing to give thanks unto the Lord, and to sing praises unto thy name, O Most High. Psalm 92: 1.

* From Hymns for Worship and Service for the Sunday School.
 By permission of The Century Company.

PICTURES FOR LESSON ILLUSTRATION.

(a) The pictures in the folders of Stories 30-33.

(b) Beginners' Story Pictures.

The Evening Prayer, Second Year.

HANDWORK.

Pasting.

The words of a prayer, that the child may
learn and speak to God.

For prayer verses, see the following:

"Father, unto thee I pray,
Thou hast guarded me all day;
Safe I am while in thy sight,
Safely let me sleep to-night.

"Bless my friends, the whole world bless,
Help me to learn helpfulness;
Keep me ever in thy sight:
So to all I say good night." *

"Father, we thank thee for the night,
And for the pleasant morning light;
For rest and food and loving care,
And all that makes the day so fair.

"Help us to do the things we should,
To be to others kind and good;
In all we do in work or play
To grow more loving every day." †

* From Pinafore Palace. By permission of Doubleday, Page & Co.

† From Songs and Games for Little Ones, by arrangement with
Oliver Ditson Company, Boston.

THEME XII

PLEASING GOD BY RIGHT DOING

The purpose of this theme is that of giving to the child certain ideals of action.

The characters about whom the stories tell are not children, but they teach certain virtues, such as obedience to parents, brotherliness, kindness, forbearance, forgiveness, and other practices possible and desirable for the young child to acquire and follow. The stories present not only ideals of action which are childlike in their essence, but also teach that right doing is pleasing to God. They should help to win the child to a more thoughtful and purposeful performance of those right acts of which he is capable.

LESSON 35. JOSEPH OBEYING HIS FATHER.

This lesson is the first of a group of lessons about Joseph. While the lessons resemble chapters or different parts of the same story, each aims to teach a certain truth.

The aim of this lesson is that of teaching obedience to parents.

LESSON MATERIAL.—Genesis 37: 1-4, 12-17.

MEMORY VERSE.—Honor thy father and thy mother.
Exodus 20: 12a.

PICTURES FOR LESSON ILLUSTRATION.

(a) The picture in the folder of Story 35.

(b) Beginners' Story Pictures.

The picture for Lesson 36, First Year.

HANDWORK.

(a) Pasting.

Pictures of children with their parents, going upon errands, or doing some right thing which is obvious from the picture.

(b) Sentences to accompany the pasted picture or to be used without a picture.

To honor father and mother means to obey them.

To obey means to do as one is told and to do it willingly.

SECOND YEAR

THEME IX

THE HELPERS OF JESUS CARRYING ON HIS WORK

The purpose of this theme is to tell about some of "the helpers of Jesus," and how they carried on his work, that the truth may be impressed that there was and is work for the followers of Christ to do for him, and that the child may be inspired to endeavor to do his part.

LESSON 31. PETER AND JOHN AT THE BEAUTIFUL GATE.*

The value of this lesson to the child rests in that which Peter and John were able to do by the power of Jesus, and in their willingness to do what they could to help the lame man. The lesson should arouse and stir the child to the helpful acts of Christian service of which he is capable.

146 A GUIDE TO THE LESSON DETAIL

LESSON MATERIAL.—Matthew 28: 18–20; Acts 3: 1–16.

MEMORY VERSE.—By this shall all men know that ye are my disciples, if ye have love one to another.
John 13: 35.

PICTURES FOR LESSON ILLUSTRATION.

(a) The picture on page five in the folder of Story 31.

(b) Pictures from different sources.

Herod's temple. See the Bible pictures of the W. A. Wilde Company, Picture No. 385.

HANDWORK.

Writing or Pasting.

The memory verse.

A description of the picture: Peter and John and the lame man at the beautiful gate of the temple, or one or two short stories about the story: Peter and John showed love to others. They helped a lame man. Jesus gave them power to do it.

LESSON 32. PHILIP AND THE MAN IN A CHARIOT.*

The aim of this lesson is to teach that one of the ways of helping Jesus is to tell of him.

To this end the lesson teaches, first, that there were many people in the world in the time of the disciples that did not know Jesus, and that Jesus had said to preach to them the gospel. The final steps are the story, which is an illustration of obedience to the command of Jesus, and the bringing out of the thought that to tell of Jesus is to help him.

LESSON MATERIAL.—Acts 8:26-38.

MEMORY VERSE.—Go ye into all the world, and preach the gospel to the whole creation. Mark 16:15.

PICTURE FOR LESSON ILLUSTRATION.

The picture on page five in the folder of Story 32.

HANDWORK.

(a) Writing.

A sentence or short story about the lesson that is original on the part of the pupil, or a copy of the sentence, Philip preached unto him Jesus.

(b) Pasting or Drawing (for those pupils who cannot write).

A picture of a Bible might be drawn or pasted on the page for handwork. To impress the teaching conveyed by the picture the teacher should write under it, "The Bible tells us about Jesus."

NOTE: Under "Home Work," see page 215 in the Primary Teacher's Text Book, Second Year, Part III, the suggestion is given to ask the pupils who would like to do it to write at home a sentence or short story about Jesus, for to write about him would be one way of telling of him.

LESSON 33. PETER AND THE ROMAN CAPTAIN.*

To give the thought that more and more people learned about Jesus because his helpers did what he had asked them to do for him, and to tell what Peter did to help him, is the purpose of this lesson.

148 A GUIDE TO THE LESSON DETAIL

LESSON MATERIAL.—Acts 10: 1-9, 17-48.

MEMORY VERSES.—By this shall all men know that ye are my disciples, if ye have love one to another. John 13: 35. Go ye into all the world; and preach the gospel to the whole creation. Mark 16: 15.

PICTURES FOR LESSON ILLUSTRATION.

The pictures in the folder of Story 33.

HANDWORK.

Writing or Pasting.

The memory verse, Mark 16: 15.

A sentence about the story that is original on the part of the pupil, or


The sentences: Peter went quickly to help others. He told Cornelius and his friends about Jesus.

LESSON 34. REVIEW.

The purpose of this lesson is to emphasize the thought of the memory verse and to lead the child to think definitely of what he may do to show love to others for the sake of Jesus.

LESSON MATERIAL.—The stories of Lessons 31-33.

MEMORY VERSE.—By this shall all men know that ye are my disciples, if ye have love one to another. John 13: 35.



MODEL OF SOLOMON'S TEMPLE

THE SAMARITAN PENTATEUCH

ina-
help
ends

asize
leac
ty d
esus

33-

rat re
other

HANDWORK.

(a) Writing.

The sentence, One way to help Jesus is to be helpful and kind to others.

(b) Pasting.

A copy of the verse.

"It wants a loving spirit,
Much more than strength, to prove
How many things a child may do
For others by its love."

THEME X

THE NEEDS OF CHILDREN THE WIDE WORLD OVER

The purpose of this theme is to make definite the teachings of the preceding themes by leading the child to make some response to the desires that are being aroused within him to show love to Jesus. The results to be expected in the life of the child are: (1) an interest in the children of the world upon which the teacher may build for future instruction, (2) a deepening of the child's own love for Jesus, (3) an understanding that all the children of the world are God's children, and that he loves them and wants them to be brought to a knowledge of him.

In seeking this response, the method to be used by the teacher is (1) to give to the pupil a knowledge

150 A GUIDE TO THE LESSON DETAIL

of the children of other races and their needs, (2) to suggest something to be done for these people in order that they may hear of Jesus, (3) to direct the child's response.

By the use of this method there is a further development of the instincts of love and sympathy. The deepening of the child's love for others comes through what he does for them, and his love for Jesus is strengthened through what he does for others for the sake of Jesus.

The purpose of this theme is, in these lessons, accomplished by means of stories and instruction about the American Indians, the Eskimos, and the Japanese.

LESSON 35. THE NORTH AMERICAN INDIANS, I.*

The aim of the lesson is to lead the child to think of the little Indian children in their home life, to picture them in their work and play, to feel with them in their joys and sorrows, and to understand their need of Christ.

LESSON MATERIAL.—Isaiah 52: 7; Psalms 100: 3a, b; 117; 86: 9, 10; 67: 1-4a; 107: 1-3. 5, 6, 8; 72: 18, 19.

MEMORY VERSE.—Go ye into all the world, and preach the gospel to the whole creation. Mark 16: 15.

PICTURES FOR LESSON ILLUSTRATION.

(a) The pictures in the folder of Story 35.

- (b) Primary Picture Set, No. 2 (the Missionary Picture Set).

Indian Mother and Child.

An Indian Boy and His Pony.

Weaving Baskets in a Hopi Indian Village.

A Hopi Indian at Work.

- (b) Pictures from different sources.

Pictures of Indians.

OBJECTS.

The objects in the set, "Missionary Object Lessons for Children: American Indians." This set contains a panorama of a typical Indian scene, a tepee, two Indian dolls, a canoe, cooking utensils, bow and arrow, beads and feathers, and fourteen stories of "Bring-Good-Tidings," a little Indian girl.

"Home Mission Handicraft," by Lina and Adelia Beard: A book containing suggestions for making models and drawing pictures in illustration of the lessons on the North American Indians.

HANDWORK.

- (a) Pasting.

Some picture of an Indian.

- (b) Drawing.

A picture of a canoe, bow and arrow, or other possession of an Indian.

152 A GUIDE TO THE LESSON DETAIL

(c) Writing.

A short sentence about the picture on the page "Handwork for Story 35," or the following:

"Jesus loves the little children,
All the children of the world,
They are precious in his sight."

THIRD YEAR

LESSON 31. PETER'S LIE FORGIVEN.

The purpose of this lesson is to teach that forgiveness is the gift of God to the "contrite in heart," for Christ's sake.

LESSON MATERIAL.—Luke 22: 33, 34, 39-41, 45, 47, 54-62.

MEMORY VERSE.—Thou, Lord, art good, and ready to forgive. Psalm 86: 5.

PICTURES FOR LESSON ILLUSTRATION.

(a) The pictures in the folder of Story 31.

(b) Primary Picture Set, No. 3.

In the House of Caiaphas.

The Denial.

Peter and the Risen Christ.

HANDWORK.

On page five in the folder the pupil may be permitted to write his own original story or explanation of the illustration on that page; the explanation, Peter was sorry for his sin, and Jesus forgave him; the memory verse; or the verse, "I will be sorry for my sin." Psalm 38: 18b.

On page six in the folder the answer to the question should be written. A verse that may be written, or a copy of it that may be pasted under the answer, is,

Lying lips are an abomination to the Lord;
But they that deal truly are his delight.

—Proverbs 12: 22.

LESSON 32. PETER TRUSTED AGAIN.

The purpose of this lesson is to tell that Peter was trusted again and to give to the child the comforting assurance that when God forgives he trusts one to try harder than ever before to do his will, and gives one the opportunity to prove that one means to do it.

LESSON MATERIAL.—John 21: 1-17.

MEMORY VERSE.—Lord, thou knowest all things; thou knowest that I love thee. John 21: 17.

PICTURES FOR LESSON ILLUSTRATION.

- (a) The pictures in the folder of Story 32.
- (b) Primary Picture Set, No. 3.
The Risen Christ Waiting Upon the Shore.
Jesus and Saint Peter.

HANDWORK.

Writing.

The memory verse on page five in the folder, or explanatory sentences similar to the following: Peter was brave and true. No one could make him afraid to do what Jesus had asked him to do. By what Peter did he proved his love for Jesus.

LESSON 33. PETER BRAVELY DOING HIS WORK.

The first purpose of this lesson is to teach that it is not in one's own strength, but in the strength of Christ, that duty is performed and the Christ-life lived. A second purpose of the lesson is to present this truth in such manner as shall lead the child to perceive the heroic in the performance of duty and to feel the impulse strong within him to "bravely do" all things that he knows he should.

LESSON MATERIAL.—Acts 5: 12-42.

MEMORY VERSE.—We must obey God rather than men. Acts 5: 29.

PICTURES FOR LESSON ILLUSTRATION.

- (a) The pictures in the folder of Story 33.
- (b) Primary Picture Set, No. 3.
The Denial.

HANDWORK.

Writing.

On page five in the folder, the memory verse and the verse, "And every day, in the temple and at home, they ceased not to teach and to preach Jesus as the Christ." On page six in the folder, the words of Paul, "I can do all things through him that strengtheneth me," or a sentence similar to the following: Jesus is ready to help everyone who tries to do right and follow in the ways of God.

LESSON 34. REVIEW.

The purpose of this lesson is to review the stories about Peter and to lead the child to desire to be like him in the doing of God's will.

LESSON MATERIAL.—The stories of Lessons 30–33.

MEMORY VERSES.—They left all, and followed him.
Luke 5: 11.

Thou, Lord, art good, and ready to forgive.
Psalm 86: 5.

Lord, thou knowest all things; thou knowest
that I love thee. John 21: 17.

We must obey God rather than men. Acts
5: 29.

NOTE: This lesson is one for which the pupils should prepare at home by reading and studying certain assigned stories. See page 247 in the Primary Teacher's Text Book, Third Year, Part III.

HANDWORK.

The writing of an original story about Peter.

The pupil that is not able to write a story may be given questions to copy and answer or the teacher's own story about Peter to copy.

LESSON 35. SAUL PERSECUTING CHRISTIANS.

This lesson is the first of a series of lessons about Paul. It tells how Saul became a disciple and learned what was God's will for him. The other lessons continue the story and tell of Paul, who, "in perils often," was true to his love for Jesus and to his conception of duty.

Each lesson has in it an element of the heroic which will make a special appeal to the child, for the child for whom the lessons have been chosen is of an age when he is influenced by the acts of other people and is beginning to recognize and love a hero.

The aim of the lessons is to strengthen and make purposeful the desire and impulse to love Jesus, be his disciple, and do his will. Incidentally, the lessons teach how the gospel was first preached among the nations and the Christian church established. But the teacher must keep in mind that to teach facts is not the purpose of the lesson.

LESSON MATERIAL.—Acts 9: 1-25; 22: 3-16; 26: 9-11.

MEMORY VERSE.—Saul, Saul, why persecutest thou me? Acts 22: 7.

PICTURES FOR LESSON ILLUSTRATION.

The pictures in the folder of Story 35, page one, The Gate of Peace by the Mosque of Islam, Damascus; page three, The Inner Courts of a Damascus House; page six, Paul Let Down Over the City Wall.

HANDWORK.

A short story written about Saul. It might be,
After many days Saul himself was persecuted. To save him from his enemies his
friends took him by night and let him
down over the city wall in a basket.

NOTES FOR JUNE

NOTES FOR JUNE

NOTES FOR JUNE

JUNE

FIRST YEAR

LESSON 36. JOSEPH'S UNKIND BROTHERS.

To prove that unkindness causes trouble and sorrow, and to teach that we should be kind and loving to others, is the aim of this lesson.

LESSON MATERIAL.—Genesis 37: 5-11, 18-36.

MEMORY VERSE.—We should love one another. I
John 3: 11b.

PICTURES FOR LESSON ILLUSTRATION.

(a) The picture in the folder of Story 36.

(b) Beginners' Story Pictures.

The picture for Lesson 40, First Year.

The Hungry Kitten, Second Year.

Don't be Afraid, Second Year.

A Windy Day.

Wild Roses, Second Year.

(c) Beginners' Additional Picture Set.

Children picking flowers.

Children sharing toys with guests.

Threading grandmother's needle.

Shelling peas.

(d) Pictures from different sources.

Pictures of children showing love and kindness to brothers, sisters, friends, and grown people.

162 A GUIDE TO THE LESSON DETAIL

HANDWORK.

(a) Pasting.

Pictures illustrating kindness and helpfulness of children to children and of children to grown people.

(b) Verse to accompany handwork.

"To have willing feet,
A smile that is sweet,
A kind pleasant word
For all whom you meet—
That's what it means to
be helpful and loving.

"In a kind gentle way
To help through the day,
To make some one happy
In work or in play—
That's what it means to
be helpful and loving." *

LESSON 37. JOSEPH'S KINDNESS TO HIS BROTHERS.

To add to the child's thought of what it means to be kind, tender-hearted, and forgiving, and to help him to be kind and ready to forgive at school, at home, at work, or at play, is the aim of this lesson.

LESSON MATERIAL.—Genesis 42: 1 to 45: 15.

MEMORY VERSE.—Be ye kind one to another, tender-hearted, forgiving each other. Ephesians 4: 32a.

*From Kindergarten Review. Adapted.

PICTURES FOR LESSON ILLUSTRATION.

- (a) The picture in the folder of Story 37.
- (b) Beginners' Story Pictures.
The picture for Lesson 41, First Year.
- (c) Pictures from different sources.
Pictures suggesting forgiveness on the part of children, one child of another, and pictures illustrating love and kindness.

HANDWORK.

- (a) Pasting.
Pictures suggesting love, kindness, or forgiveness.
- (b) Sentence to accompany handwork.
"Be ye kind," or, To forgive means to forget that a friend has been cross or unkind and to love the friend just the same.

LESSON 38. JOSEPH'S CARE OF HIS FATHER.

To tell about Joseph's care of his father, and to arouse the desire and determination of the child not only to be obedient to his parents, but also to show them love and to be helpful to them, is the aim of this lesson.

LESSON MATERIAL.—Genesis 45: 16-28; 46: 1-7; 47: 1-12.

MEMORY VERSE.—Honor thy father and thy mother.
Exodus 20: 12a.

PICTURES FOR LESSON ILLUSTRATION.

- (a) The picture in the folder of Story 38.

164 A GUIDE TO THE LESSON DETAIL

- (b) Beginners' Story Pictures.
The picture for Lesson 42, First Year.

- (c) Beginners' Additional Picture Set.

Boy weeding garden.

Girl feeding calf.

Boy with loaf of bread.

Child feeding chickens.

NOTE: If these pictures are used, the thought should be brought out that the different acts illustrated by the pictures are acts of willing and cheerful obedience to the wishes or requests of parents.

HANDWORK.

- (a) Pasting.

Pictures of parents with their children, or pictures suggestive of some helpful thing that a child may do for father or mother.

- (b) Verses that may be used with or without the pictures.

For children who are quick in seeing
Many things there are to do
For father and for mother, being
Always loving, kind, and true.

There's helping gladly in the morning,
Being good the whole long day;
There's prompt obeying in the evening,
Willingness to leave one's play.

For children who are kind and loving
Many things there are to do,
To father and to mother, proving
That their love is strong and true.

OF THE PRIMARY LESSONS 165

LESSON 39. SELF-CONTROL (Temperance Lesson).

The purpose of this lesson is to teach self-control and to lay the foundation for definite temperance teaching.

LESSON MATERIAL.—The stories of Lessons 35–38.

PICTURES FOR LESSON ILLUSTRATION.

The pictures in the folders of Stories 35–38.

HANDWORK.

This lesson is the last of the lessons for the spring term or quarter, and no new handwork is suggested, that work omitted because of exercises on Children's Day, or for any other reason, may be made up.

SECOND YEAR

LESSON 36. THE NORTH AMERICAN INDIANS, II.*

The purpose of this lesson is to begin to give the child definite instruction concerning the need of Christ in the lives of the world children, and of what the knowledge of Christ means to them.

LESSON MATERIAL.—Isaiah 52: 7; Psalms 100: 3a, b; 117; 86: 9, 10; 67: 1–4a; 107: 1–3, 5, 6, 8; 72: 18, 19.

MEMORY VERSE.—Go ye into all the world, and preach the gospel to the whole creation. Mark 16: 15.

166 A GUIDE TO THE LESSON DETAIL

PICTURES FOR LESSON ILLUSTRATION.

- (a) The picture of Pretty Shell and Pretty Beads on page one in the folder of Story 36, and the picture on page five of the folder of the Indian encampment near a mission church on the plains.
- (b) Pictures from different sources.
Pictures of Indians from different tribes.

OBJECTS.

The objects in the set, "Missionary Object Lessons for Children: American Indians."

HANDWORK.

Writing or Pasting.

A copy of the explanation, One way to help the Indians is to help them build a church or to send to them a Bible or a teacher.

LESSON 37. THE CHILDREN OF THE COLD NORTH- LAND.*

The purpose of the lesson is to acquaint the pupil not only with the life but also with some of the needs of Eskimo children, and to stimulate an interest in the efforts that are being made to meet these needs.

That the child may not be confused by contradictory impressions, the life of the northern and more primitive Eskimos has been made the subject of the lesson and the story in the folder.

LESSON MATERIAL.—Isaiah 52:7; Psalms 100:3a, b; 117; 86:9, 10; 67:1-4a; 107:1-3, 5, 6, 8; 72:18, 19; Matthew 28:18-20.

OF THE PRIMARY LESSONS 167

MEMORY VERSE.—Go ye into all the world, and preach the gospel to the whole creation. Mark 16: 15.

PICTURES FOR LESSON ILLUSTRATION.

- (a) The pictures in the folder of Story 37.
- (b) Primary Picture Set, No. 2 (the Missionary Picture Set).
 - People of the Cold Northland.
 - A Snow-Covered Igloo.
 - A Home in the Northland.
 - Traveling by Dog Team.
- (c) Pictures from different sources.
 - Pictures of Eskimo people, their houses and customs.

OBJECTS.

A doll dressed in an Eskimo costume.

HANDWORK.

- (a) Pasting.
 - Some Eskimo picture.
- (b) Writing.
 - An explanation of the picture on page five in the folder of Story 37, or the verse,
"Tell us of Jesus, and teach us to pray,
Tell us of heaven, and show us the way;
Then shall our song be heard over the waves,
Blessing and glory to Jesus, who saves."

LESSON 38. THE CHILDREN OF CHERRY-BLOSSOM LAND.*

To add to the child's knowledge of people who need Christ is the purpose of this lesson.

168 A GUIDE TO THE LESSON DETAIL

LESSON MATERIAL.—Isaiah 52:7; Psalms 100:3a, b; 117; 86:9, 10; 67:1-4a; 107:1-3, 5, 6, 8; 72:18, 19; Matthew 28:18-20; Psalms 115:4-8, 11, 13; 96:1-10a.

PICTURES FOR LESSON ILLUSTRATION.

- (a) The picture on page five in the folder of Story 38.
- (b) Primary Picture Set, No. 2.
 - A Home in Japan.
 - Learning to Write in Japan.
 - Teaching Children to Worship in Japan.
 - O-hayo.
- (c) Pictures from different sources.
 - Pictures of Japanese people, houses, and customs.

OBJECTS.

The set, "Missionary Object Lessons for Children: Japan." This set contains a model of a Japanese house and yard; two dolls, a boy and a girl; and an ancestral tablet, foot-glove, pillow, balloon, coin, fan, and parasol, and also a "Manual for Teachers," explaining the objects.

HANDWORK.

Writing.

A sentence or short story about the picture on the page Handwork for Story 38. It is a picture of a Japanese family picnicking under the cherry blossoms.

The sentence may be original on the part of the pupil or be dictated by the teacher.

LESSON 39. THE NEEDS OF CHILDREN THE WIDE WORLD OVER.*

The purpose of this lesson is (1) to teach that all the children of the world are God's children, and that he loves them and wants them to be brought to a knowledge of him, and (2) to show the child what he may do to give this knowledge to God's children who do not know him.

That the lesson may not fail in its purpose, the child needs not only to be shown what he may do, but also to be helped to do his part. "An impression which simply flows in at the pupil's eyes or ears, and in no way modifies his active life, is an impression gone to waste. It is physiologically incomplete. It leaves no fruits behind it in the way of capacity acquired. Even as mere impression, it fails to produce its proper effect upon the memory, for to remain fully among the acquisitions of this latter faculty it must be wrought into the whole cycle of our operations. Its *motor consequences* are what clinch it. Some effect due to it in the way of an activity must return to the mind in the form of the *sensation of having acted*, and connect itself with the impression." †

If the day for teaching this lesson should prove stormy, and a large number of pupils should be absent for this or for some other reason, the lesson should be taught on the following Sunday.

† Talks to Teachers on Psychology, James.

170 A GUIDE TO THE LESSON DETAIL

If for some unavoidable condition the lesson must be omitted, the instruction it contains may be given in a series of talks in connection with the offering services of the department. The lesson is one of the most important of the lessons of the year and its truth should be taught, that the child may begin at an early age to understand the world's need and to respond to it.

LESSON MATERIAL.—Isaiah 52:7; Psalms 100:3a, b; 117; 86:9, 10; 67:1-4a; 107:1-3, 5, 6, 8; 72:18, 19; Matthew 28:18-20; Psalms 115:4-8, 11, 13; 96:1-10a.

MEMORY VERSE.—Psalm 96:1 and 3.

O sing unto the Lord a new song:
Sing unto the Lord, all the earth.
Declare his glory among the nations,
His marvelous works among all the peoples.

PICTURES FOR LESSON ILLUSTRATION.

(a) Primary Picture Set, No. 2.
O-hayo.

(b) Pictures from different sources.

Pictures showing temples and idol worship in Japan. See "A Japanese Temple Service" and "Idol Worship in Japan" from the post cards accompanying "Missionary Object Lessons for Children: Japan."

OBJECTS.

The dolls from the set "Missionary Object Lessons for Children: Japan," and any Japanese curio that is available and of interest to children.

HANDWORK.

Writing or Pasting.

A copy of the explanation, God is the heavenly Father. He loves all the people in the world and wants them to love him.

THIRD YEAR

LESSON 36. PAUL PREACHING CHRIST.*

The purpose of this lesson is to so tell about Paul preaching Christ that the child shall have an intelligent understanding and keen appreciation of Paul's bravery and well-doing, and shall feel so strong a desire to be like Paul and to seek to know and do what is right that the desire shall pass over into action.

LESSON MATERIAL.—Acts 9:20-30; 13:44-52.

MEMORY VERSE.—Thou shalt be a witness for him unto all men of what thou hast seen and heard.
Acts 22:15.

PICTURES FOR LESSON ILLUSTRATION.

The pictures in the folder of Story 36.

Antioch in Galatia or Pisidian Antioch, page one.

The interior of a synagogue, page three.
Iconium, page four.

172 A GUIDE TO THE LESSON DETAIL

HANDWORK.

Writing.

The memory verse.

The answer to the question, How may one tell of Jesus?

LESSON 37. PAUL IN PRISON.*

The first purpose of this lesson is similar to that of the preceding lesson. A second purpose is to lead the child to understand how it was that there came to be Christians and Christian churches in first one place and then another.

- The story is to be told as a continuation of the story, "Paul Preaching Christ."

LESSON MATERIAL.—Acts 16: 16-40.

MEMORY VERSE.—Believe on the Lord Jesus, and thou shalt be saved. Acts 16: 31.

PICTURES FOR LESSON ILLUSTRATION.

The pictures in the folder of Story 37.

Life to-day at Derbe, page one.

Harbor at Old Troas, page three.

Paul and the Philippian jailer, page five.

HANDWORK.

There are no handwork suggestions accompanying this lesson.

LESSON 38. PAUL SHIPWRECKED.*

The purpose of this lesson is to convey the idea to the child that Paul persevered in spite of all difficulties; first, because he knew that he was doing what Jesus wanted him to do, and, second, because he trusted God to take care of him in the way that was best.

If the child is to be courageous and steadfast in his own life, he must learn that "the ways of God" lead often over hills of difficulty, but that no path is too steep or hard for climbing, because God is there. This lesson and the other lessons on Paul are adapted to teach these truths.

LESSON MATERIAL.—Acts 27: 1-44.

MEMORY VERSE.—In God have I put my trust, I will not be afraid. Psalm 56: 4.

PICTURES FOR LESSON ILLUSTRATION.

The pictures in the folder of Story 38.

Cæsarea and Harbor, page one.

An Ancient Citadel in the Sea, page three.

Saint Paul's Bay, Malta, page five.

HANDWORK.

Writing.

The answer to the questions: Who was near Paul in every place? What was it that Paul learned to say?

The answer to the first question should be similar to the following: God was near Paul wherever he was. The answer to the second question should be, Paul learned to say, "In God have I put my trust, I will not be afraid."

174 A GUIDE TO THE LESSON DETAIL

LESSON 39. PAUL'S STORY OF HIS ADVENTURES
(Review).

The purpose of this lesson is to reimpress the truths taught by Lessons 35-38 and to leave with the pupils the added teaching that it was because Paul was true to his love for Jesus that he was among the bravest and greatest of men.

LESSON MATERIAL.—The stories of Lessons 35-38; 2 Corinthians 11: 24-33.

MEMORY VERSE.—I have fought the good fight, I have finished the course, I have kept the faith. 2 Timothy 4: 7.

PICTURES FOR LESSON ILLUSTRATION.

The pictures in the folder of Story 39.

The Roman Forum, Via Sacra, Columns of Temple of Olympian Zeus, page one.

Underground Chapel at Syracuse, page three.

Paul in Prison, Writing to Friends, page five.

HANDWORK.

Writing.

The memory verse and an explanation of its meaning.

A short original story about Paul or one or two sentences about his character or work.

NOTES FOR JULY

NOTES FOR JULY

JULY

FIRST YEAR

LESSON 40. DAVID'S CARE OF THE SHEEP.

This lesson is the sixth under the theme, Pleasing God by Right Doing. The aim of the lesson is to teach kindness to animals, especially to those animals that need care.

LESSON MATERIAL.—I Samuel 16: 11, 12a; 17: 12-15, 34-37.

MEMORY VERSE.—Be ye kind. Ephesians 4: 32a.

PICTURES FOR LESSON ILLUSTRATION.

(a) The picture in the folder of Story 40.

(b) Beginners' Story Pictures.

The pictures for Lessons 29, 38, and 47,
First Year.

The Hungry Kitten, Second Year.

(c) Beginners' Additional Picture Set.

Dog drinking from a hose.

Girl feeding calf.

Child feeding chickens.

(d) Pictures from different sources.

Pictures illustrating kindness to animals.

HANDWORK.

(a) Pasting.

Pictures illustrating kindness to animals.

178 A GUIDE TO THE LESSON DETAIL

(b) Drawing.

A picture of a field for the sheep, a valley for the lions, and mountains for the bears.

(c) Sand-Table Work.

A picture of the lesson setting made with sand and toys.

(d) Verse to accompany pictures illustrating kindness to animals.

"Be ye kind."

LESSON 41. HOW DAVID USED HIS HARP.

The aim of this lesson is to lead the child not only to think what he may do for others and for the sick, but also to perform some act of kindness. Some definite thing for him to do should be suggested or proposed to him. See "Handwork."

LESSON MATERIAL.—I Samuel 16: 14-23.

PICTURES FOR LESSON ILLUSTRATION.

(a) The picture in the folder of Story 41.

(b) Pictures from different sources.

Pictures illustrating kindness or pictures suggestive of things to give or to do for the sick.

(c) Beginners' Additional Picture Set.

Child pasting pictures.

HANDWORK.

(a) Pasting or Drawing.

Pictures of flowers, birds, and outdoor scenes.

(b) Writing.

A message or letter to some one who is ill or to whom a kindness may be shown.

NOTE: If a sufficient number of pictures are pasted or drawn, they might be fastened into a cover at the close of school and be made into a gift book. If stories and poems might be added by the teachers, a book could be made that would be appreciated by some sick child.

LESSON 42. A HUNGRY WOMAN SHARING HER BREAD.

To arouse the sympathy of the child for those who are in need, and to make him ready and eager to share the things that he has with others, is the aim of this lesson.

NOTE: The desire to help some one aroused by this and the preceding lesson should find expression in some definite act. "After the Story" in the textbook the suggestion is given to plan to send a box of shells or a collection of post cards to a home for crippled children, to some invalid connected with the school or church, or to some "shut-in" whose name and address will be sent on request by the president of the International Sunshine Society, 96 Fifth Avenue, New York city. If the shells and post cards are not practicable, a scrap book of pictures and stories might be sent. See "After the Story," Primary Teacher's Text Book, First Year, Part IV, pages 213 and 214.

180 A GUIDE TO THE LESSON DETAIL

LESSON MATERIAL.—I Kings 17:8-16.

MEMORY VERSE.—God loveth a cheerful giver. 2
Corinthians 9:7c.

PICTURES FOR LESSON ILLUSTRATION.

(a) The picture in the folder of Story 42.

(b) Beginners' Story Pictures.

The picture for Lesson 6, First Year.

Elijah and the Widow, Second Year.

(c) Pictures from different sources.

Pictures of sea weeds, shells, and ocean views. See the folder of Story 50, Second Year.

Pictures appropriate for scrapbook work.
See Handwork.

OBJECTS.

Shells and sea weeds.

HANDWORK.

If the plan for sending cheer to some one includes making a book, the pictures and stories brought in by the pupils may be selected and arranged for pasting, the book to be made on some week day, or the pictures may be pasted by the pupils in readiness for the teacher to fasten into a cover.

If the plan did not include the making of a book, a letter to a sick friend, or to a "shut-in," or to an absent teacher may be dictated by the pupils and written by the teacher. Whatever handwork is done, the completed work should not be kept by the pupil. It should be done for the pleasure of some one else, as his work is something that the pupil can share.

LESSON 43. FOUR YOUNG MEN CHOOSING THE
RIGHT (Temperance Lesson).

To strengthen the desire and power of the child to control himself and to choose and do what is right, and to teach concerning certain right and wrong uses of food and drink, is the aim of this lesson.

LESSON MATERIAL.—Daniel, chapter 1.

MEMORY VERSE.—Eat in due season, for strength.
Ecclesiastes 10: 17c.

PICTURES FOR LESSON ILLUSTRATION.

- (a) The picture in the folder of Story 43.
- (b) Beginners' Story Pictures.
The picture for Lesson 9, First Year.
- (c) Beginners' Additional Picture Set.
Harvesting wheat.
- (d) Primary Picture Set, No. 1.
A Western Wheat Field.

HANDWORK.

- (a) Drawing or Pasting.
Pictures of fruits, grains, and vegetables.
- (b) Sentences to accompany handwork.
Food and drink are given us to use in right ways.
"Be strong."
"Choose the good."
"Learn to do well."

SECOND YEAR

THEME XI

LEARNING TO DO GOD'S WILL

The aim of this theme is to strengthen the higher self-consciousness of the child by quickening his perception of his relation to God and stimulating him to act in accordance with his better perception of what is God's will for him.

The lessons seek to accomplish their aim by means of stories which present admirable traits of character and ideals of right action. The more conscientious and purposeful choosing of the right, to which the lessons aim to inspire the child, is the natural expression of the love for Christ and the desire to fulfill God's will that the lessons of the preceding themes of the course sought to develop and make strong.

LESSON 40. MOSES, THE PRINCE AND SHEPHERD.

The purpose of this lesson is to teach that God can guide to the right and will give the strength necessary for its accomplishment when one puts forth the effort of which one is capable.

LESSON MATERIAL.—Exodus 1: 7-14, 22; 2: 1-21; 3: 1-12, 17; 4: 1-5; Hebrews 11: 23-25.

MEMORY VERSE.—Certainly I will be with thee. Exodus 3: 12.

PICTURES FOR LESSON ILLUSTRATION.

(a) The pictures in the folder of Story 40.

(b) Primary Picture Set, No. 1.

The Babe Among the Bulrushes.

HANDWORK.

The handwork for this lesson is to complete the sentences on pages five and six in the folder of Story 40. The completed sentences might read as follows:

There was once a little boy whose mother hid him in a tiny ark.

A princess found him and called his name Moses.

He grew to be a strong, brave man.

One day he heard the voice of God speaking and telling him what to do, and Moses obeyed and did as God said.

God told him to lead the Israelites out of Egypt.

LESSON 41. MOSES LEADING THE ISRAELITES OUT OF EGYPT.

The purpose of this lesson is to help the child gain the truth that God's will for him is the right he himself is told to do, and of which he is capable. To fulfill its purpose the lesson teaching should emphasize not the disobedience of Pharaoh to the command of God, but the obedience of the Israelites to what they were told to do.

LESSON MATERIAL.—Exodus, chapters 11 to 14; Psalm 78: 12-16.

184 A GUIDE TO THE LESSON DETAIL

MEMORY VERSE.—Certainly I will be with thee.
Exodus 3:12.

PICTURES FOR LESSON ILLUSTRATION.

The pictures in the folders of Stories 40 and 41.

HANDWORK.

The handwork for this lesson may be the writing of one of several groups of sentences. The teacher may dictate the sentences to be written, or the sentences may be written on cards or papers, and the pupils be permitted to copy whichever group they prefer.

Group 1: The Lord went before them by day in a pillar of cloud, to lead them the way, and by night in a pillar of fire, to give them light. Exodus 13:21.

Group 2: God told the Israelites what to do and showed them the way to go. The Israelites obeyed and did as God told them.

Group 3: This picture shows a part of the country through which the Israelites traveled. And he [God] led them safely, so that they feared not. Psalm 78:53.

LESSON 42. THE STORY OF THE MANNA.

The aim of this lesson is to impress the truths that discomfort of some nature or punishment of some kind is the inevitable result of disobedience, and that the results of disobedience are a part of God's plan of teaching obedience.

OF THE PRIMARY LESSONS 185

LESSON MATERIAL.—Exodus 16: 14-31; Psalm 78: 23-25.

MEMORY VERSE.—Teach me to do thy will; for thou art my God. Psalm 143: 10.

PICTURES FOR LESSON ILLUSTRATION.

- (a) The pictures in the folder of Story 42.
- (b) The picture in the folder of Story 8, First Year.
- (c) Beginners' Story Picture.
The picture for Lesson 31, First Year.
- (d) Pictures from different sources.
Pictures of "wilderness scenery." See pages 74-99 in the book, On Holy Ground, William L. Worcester.

HANDWORK.

On the page "Handwork for Story 42" the work is that of completing the sentences. They should read as follows:

The Israelites are gathering manna.

On the day before the Sabbath day they gathered manna enough for two days.

God wished them to do this and to obey him.

On the following page, under the printed verse, the memory verse, may be written the sentence prayer, "Dear Father in heaven, help me to do the things I should. Amen," or the verse,

"Help me to do the things I should,
To be to others kind and good,
In my work and in my play,
To grow more loving every day."

186 A GUIDE TO THE LESSON DETAIL

LESSON 43. THE GIVING OF THE LAW.

The aim of this lesson is to further quicken the desire and the will of the child to be obedient to that which he knows to be right for him.

LESSON MATERIAL.—Exodus 19: 16-25; 20: 1-18; 24: 3, 4, 7.

MEMORY VERSE.—All that the Lord hath spoken will we do, and be obedient. Exodus 24: 7.

PICTURES FOR LESSON ILLUSTRATION.

(a) The pictures in the folder of Story 43.

(b) Primary Picture Set, No. 1.

The Law Given on Sinai.

HANDWORK.

The handwork may be an original sentence written by the pupil about the picture on page five in the folder of Story 43, or the writing of the first two, the last two, or all four lines of the verse,

“Jesus when he was a child,
Loved the Bible truly:
We would learn, as Jesus did,
God’s dear word most duly.” *

THIRD YEAR

THEME V

TRUSTING AND SERVING GOD

The lessons of this theme emphasize trusting and serving God. They aim especially to meet the need

*From Sunday Songs for Little Singers. Copyright by The John Church Company.

of the child who wants to do God's will, but has learned, or will learn soon, that he himself alone cannot compass it. They repeat and reimpress the teaching of preceding lessons that one may trust in God's care and strength and power to help at all times. In a way a child can understand, they teach that, trusting in the power of God to give the needed strength and help, one should bravely attempt all duties and the fulfilling of all that one believes, or is taught, is the will of God.

LESSON 40. ELIJAH, THE MAN OF GOD.

To teach trust in God and obedience to him is the purpose of this lesson.

LESSON MATERIAL.—1 Kings; chapter 17.

MEMORY VERSE.—Blessed is the man that trusteth in the Lord. Jeremiah 17:7.

PICTURES FOR LESSON ILLUSTRATION.

(a) Primary Folders.

The pictures in the folders of Stories 40, 35, 37, and 39, Third Year.

The picture of Elijah in the folder of Story 18, First Year, and in the folder of Story 42, First Year.

NOTE: For large copies of these, see Beginners' Story Pictures.

188 A GUIDE TO THE LESSON DETAIL

(b) Beginners' Story Pictures.

The picture for Lesson 6, First Year.

Elijah and the Widow, Second Year.

A Happy Mother, Second Year.

HANDWORK.

Writing.

The memory verse on page four in the folder of Story 40.

One or two sentences or a short story about the illustration on page five in the folder, or the answer to the question, When the mother saw her son alive and well, what was it that she knew and believed? The answer to this question may be found on page four in the folder and be copied from that page.

LESSON 41. THE CONTEST ON MOUNT CARMEL.

To reimpress the truth that one should love God and seek to serve him and follow in his ways is the purpose of this lesson.

LESSON MATERIAL.—I Kings, chapter 18.

MEMORY VERSE.—If the Lord be God, follow him. I Kings 18: 21.

PICTURES FOR LESSON ILLUSTRATION.

(a) The pictures in the folder of Story 41.

(b) Primary Picture Set, No. 3.
Elijah at Carmel.

HANDWORK.

Writing.

The memory verse on page four of the folder of Story 41.

Page five, one or two original sentences about the story or a statement of what the contest on the mountain taught King Ahab. This statement may be copied from the last paragraph on page four in the folder.

Page six, copying either the first or second group of verses to be found on page six in the folder.

LESSON 42. ELIJAH HIDING IN A CAVE.

The purpose of this lesson is to prepare for the times when the child that loves God and desires and strives to please him is conscious of weakness and feels the need of the strength and help that God gives.

The lesson recognizes the fact that there are times when in the effort "to be good" it is easy to be discouraged. It teaches that at such times God is near, ready to help and care for those that will trust him, ready to instruct those that are willing to be guided by him. The lesson also teaches about some of God's ways of speaking.

LESSON MATERIAL.—I Kings 19: 1-18.

MEMORY VERSES.—Teach me to do thy will. Psalm 143: 10. I will instruct thee and teach thee in the way which thou shalt go. Psalm 32: 8.

190 A GUIDE TO THE LESSON DETAIL

PICTURES FOR LESSON ILLUSTRATION.

- (a) The pictures of the broom plant in the folder of Story 42, Third Year.
- (b) The picture of "acacia trees, near Sinai," in the folder of Story 19, First Year.

HANDWORK.

(a) Writing.

On page six in the folder, a sentence about the Bible.

A Bible verse which is a message from God to us; or

Any sentence or short story of which the illustration at the foot of the page helps the pupil to think.

For additional work, the writing of the memory verses.

(b) Coloring.

The pictures of the broom plant, the blossoms of which should be pinkish-white in color. The coloring should be done by the pupil at home or in Sunday school after the written work has been completed.

LESSON 43. ELIJAH AND ELISHA.

The value of this story for the pupil rests, first, in the obedience of Elijah to the command of God to return and do those things which he was commissioned by God to do, and, second, in the response of Elisha to the call to service. The purpose of the lesson is to teach obedience to the voice and will of God.

OF THE PRIMARY LESSONS 191

LESSON MATERIAL.—1 Kings 19: 19-21; 2 Kings 2: 1-15; 3: 11.

MEMORY VERSES.—Teach me to do thy will. Psalm 143: 10. I will instruct thee and teach thee in the way which thou shalt go. Psalm 32: 8.

PICTURES FOR LESSON ILLUSTRATION.

The pictures in the folder of Story 43.

The picture on page one is that of a man living in the country where Elijah and Elisha lived and plowing with a yoke of oxen in the way that Elisha was probably plowing when Elijah came to him.

The picture on page five has been drawn to remind the pupil of what Elisha did when Elijah was gone.

HANDWORK.

Writing.

The memory verse on page four in the folder; or

Some sentence in explanation of what the pupil thinks Elijah and Elisha may have talked about as they walked together. An appropriate sentence that may be dictated to or given the pupils to copy is as follows: It may be that they talked about the work Elisha was to do for God when Elijah was gone away into heaven.

NOTES FOR AUGUST

NOTES FOR AUGUST

NOTES FOR AUGUST

AUGUST

FIRST YEAR

LESSON 44. HOW ABRAM STOPPED A QUARREL.

To help the child grow more loving by teaching him that one should think first of others, be slow to anger, and not quarrel, is the aim of this lesson.

LESSON MATERIAL.—Genesis 13: 1-18.

MEMORY VERSE.—Blessed are the peacemakers.
Matthew 5: 9a.

PICTURES FOR LESSON ILLUSTRATION.

(a) The picture in the folder of Story 44.

(b) Beginners' Story Pictures.

Abraham Gives Lot His Choice, Second Year.

(c) Pictures from different sources.

Pictures of tents and tent life among the Bedouins.

MODEL.

An Eastern tent.

196 A GUIDE TO THE LESSON DETAIL

HANDWORK.

Drawing.

A group of tents with trees in the background and low bushes at the sides to suggest Abram's and Lot's home. The tents may be similar to the one shown on page one of the folder, which is a drawing of a Bedouin tent.

LESSON 45. THE STORY OF A GUEST-ROOM.

To teach that one should show loving-kindness to strangers, to the people one meets, and to guests in the home, is the aim of this lesson.

LESSON MATERIAL.—2 Kings 4: 8-11.

MEMORY VERSE.—Forget not to show love unto strangers. Hebrews 13: 2.

PICTURES FOR LESSON ILLUSTRATION.

(a) The picture in the folder of Story 45.

(b) Beginners' Story Pictures.

The picture for Lesson 44, First Year.

(c) Pictures from different sources.

Pictures illustrating the showing of kindness, courtesy, or love to strangers.

HANDWORK.

(a) Pasting.

Pictures illustrating the showing of love and kindness to strangers and to guests in the home.

(b) Writing.

The memory verse or the verse, "Be ye kind."

LESSON 46. A CAPTIVE MAID TRYING TO HELP.

The aim of this lesson is to teach the child that he should be ready and quick to help others in all the ways he can.

LESSON MATERIAL.—2 Kings 5: 1-14.

MEMORY VERSE.—Even a child maketh himself known by his doings. Proverbs 20: 11a.

PICTURES FOR LESSON ILLUSTRATION.

- (a) The picture in the folder of Story 46.
- (b) Beginners' Story Pictures.
Naaman's Wife, Second Year.
- (c) Beginners' Additional Picture Set.
Girl threading grandmother's needle.
Boy weeding garden.
Boy with loaf of bread.
Child and old woman shelling peas.
- (d) Pictures from different sources.
Pictures of children helping in the home or garden or going on errands.

HANDWORK.

- (a) Pasting or Writing.
A copy of the verse,
"It wants a loving spirit,
Much more than strength, to prove
How many things a child may do
For others by its love." *

* From Pinafore Palace. By permission of Doubleday, Page & Co.

198 A GUIDE TO THE LESSON DETAIL

LESSON 47. REVIEW.

To arouse a sincere and purposeful desire to do right, and to remind the pupil of certain right acts possible to him, is the first aim of this lesson. To repeat the teaching that right doing is pleasing to God, and in a childlike way to lead him to God, the giver of strength and power, is the second aim of the lesson.

LESSON MATERIAL.—Psalms 86:11a; 32:8a; the stories of Lessons 40–46 and their memory verses.

MEMORY VERSES.—Teach me thy way, O Lord.
Psalm 86:11a. I will instruct thee and teach thee in the way which thou shalt go. Psalm 32:8a.

PICTURES FOR LESSON ILLUSTRATION.

(a) The pictures in the folders of Stories 40–46.

(b) Pictures from different sources.

Pictures of sheep, of a harp, of a loaf of bread, of a glass of water, of a tent like Abram's, of a house with an upper room. For the use of these pictures, see pages 230–232 in the Primary Teacher's Text Book, First Year, Part IV.

HANDWORK.

Pasting or Writing.

A copy of the verses,

"The Lord is my shepherd;
He guideth me in the paths of righteousness for his name's sake."

SECOND YEAR

LESSON 44. THE TWO BRAVE SPIES.

To help the child perceive that disobedience and wrongdoing brings its own punishment is the aim of this lesson.

LESSON MATERIAL.—Numbers 13: 1-3, 17-33; 14: 1-10, 30.

MEMORY VERSE.—The Lord is with us: fear them not.
Numbers 14: 9.

PICTURES FOR LESSON ILLUSTRATION.

Primary Picture Set, No. 1.

The Spies and the Grapes of Eshcol.

HANDWORK.

Writing.

On page five in the folder of Story 44, the sentences: The two spies were brave and not afraid to do hard things that were right. The names of these two men were Caleb and Joshua.

LESSON 45. JOSHUA LEADING THE ISRAELITES INTO THE PROMISED LAND.

The aim of this lesson is to tell how Joshua led the Israelites into the promised land, and to teach that it was only after they had learned to be obedient that they were permitted to go into the land God had promised to give them.

LESSON MATERIAL.—Joshua 1: 1-6; chapters 3 and 4; 5: 10-12.

MEMORY VERSE.—Be strong and of good courage.
Joshua 1: 6a.

200 A GUIDE TO THE LESSON DETAIL

PICTURES FOR LESSON ILLUSTRATION.

(a) The pictures in the folder of Story 45.

(b) Primary Picture Set, No. 1.

Crossing the Jordan.

MODEL.

The ark of the covenant.

HANDWORK.

Writing.

One or two original sentences about the picture on page five in the folder of Story 45; or

The story: The Israelites came to the promised land. "It is a land of hills and valleys, and drinking water of the rain of heaven, a land which the Lord thy God careth for." If this story does not fill the page, the last part of the verse, Deuteronomy 11:12, may be added. "The eyes of the Lord thy God are always upon it, from the beginning of the year even unto the end of the year."

THEME XII

THE RIGHT USE OF GOD'S GIFTS

To present concrete examples of certain right things that the child should do to fulfill God's will for him, and to help him understand why he should do these right things, is the purpose of this theme. The lessons of the theme are the three temperance lessons, "The House in Which I Live," "God's Gifts for Food," and "The Story of the Rechabites."

LESSON 46. THE HOUSE IN WHICH I LIVE.

To give the idea that the body, or the house in which we live, is one of God's good gifts and the ideal of strength, beauty, and capability, to which the body may attain, is the aim of this lesson.

Both the idea and the ideal are introductory to specific temperance teaching, for, first, the child must desire a clean, strong, capable body before he can be affected by the knowledge of the harm to the body of the use of alcohol and narcotics.

LESSON MATERIAL.—I Corinthians 3: 16, 17b; 9: 4, 25, 27.

MEMORY VERSE.—Abhor that which is evil; cleave to that which is good. Romans 12: 9.

PICTURES FOR LESSON ILLUSTRATION.

(a) The picture in the folder of Story 46.

(b) Pictures from different sources.

Pictures of strong-looking boys and girls or pictures of people doing difficult tasks that call for strength.

HANDWORK.

Writing.

The completion of the story found on pages five and six in the folder of Story 46. A sentence that most truthfully completes the story is the following: Louise left the candies and went back to her play without eating one.

202 A GUIDE TO THE LESSON DETAIL

LESSON 47. GOD'S GIFTS FOR FOOD.

To teach about the right use of food, and to influence the child to use food in right ways, is the aim of this lesson.

LESSON MATERIAL.—Psalm 85: 12; Leviticus 26: 3–5; Ecclesiastes 10: 17.

MEMORY VERSE.—Whether therefore ye eat, or drink, or whatsoever ye do, do all to the glory of God. 1 Corinthians 10: 31.

PICTURES FOR LESSON ILLUSTRATION.

- (a) The pictures in the folder of Story 47.
- (b) Pictures from different sources.
Pictures of grains, fruits, and vegetables.

HANDWORK.

Coloring.

The picture on page five in the folder of Story 47.

THIRD YEAR

LESSON 44. A SORROWING MOTHER MADE GLAD.

The purpose of this lesson is, first, to tell about Elisha helping others and in this way serving God; and, second, to teach that to those who trust in and seek him, God is a refuge and help in times of trouble. This truth is a part of that larger truth which the lessons of this theme aim to teach, namely, that one should trust in God at all times.

OF THE PRIMARY LESSONS 203

LESSON MATERIAL.—2 Kings 4: 8–37.

MEMORY VERSE.—Blessed is the man that trusteth in the Lord. Jeremiah 17: 7.

PICTURES FOR LESSON ILLUSTRATION.

- (a) The pictures in the folder of Story 44.
- (b) Primary Picture Set, No. 3.
Elisha and the Shunammite.

HANDWORK.

Space for handwork has not been left in the folder of Story 44, but if handwork is desired, distribute paper cut the size of the folder and ask the pupils to copy the verse, "God is our refuge and strength," and under it the memory verse from the folder of Story 40, "Blessed is the man that trusteth in the Lord." This work may be done at home or at Sunday school.

LESSON 45. ELISHA TEACHING HIS SERVANT TO TRUST.

"To open the eyes" of the child, that he may see and know of the all-pervading care of God, is the purpose of this lesson.

LESSON MATERIAL.—2 Kings 6: 8–17.

MEMORY VERSE.—The angel of the Lord encampeth round about them that fear him, and delivereth them. Psalm 34: 7.

PICTURES FOR LESSON ILLUSTRATION.

The pictures in the folder of Story 45.

204 A GUIDE TO THE LESSON DETAIL

HANDWORK.

Writing.

On page five in the folder, the memory verse, the verse from Psalm 91, or both verses.

For he will give his angels charge over thee,

To keep thee in all thy ways.

—Psalm 91: 11.

On page six in the folder, a story about the lesson or a sentence in explanation of the illustration on page six.

A story that might be copied by or dictated to the pupil who has difficulty in expressing his thoughts is: Dothan was built on a hill. The Syrians encamped at the foot of the hill round about the town where Elisha was. Between Elisha and the Syrians were the angels of God watching over and taking care of him. After the story, the memory verse may be written if there is space for it.

LESSON 46. REVIEW.

The purpose of this lesson is to provide opportunity for a review and drill of the stories and memory verses of the theme, for teaching an omitted lesson, for drilling upon memory verses or correlated lessons which the pupils have missed or have not thoroughly mastered, or for a general review of the year's work up to Lesson 46.

LESSON MATERIAL.—The stories of Lessons 40-45, or selected stories from the lessons of the year.

MEMORY VERSES.—Blessed is the man that trusteth in the Lord. Jeremiah 17:7.

If the Lord be God, follow him. 1 Kings 18:21.

Teach me to do thy will. Psalm 143:10.

I will instruct thee and teach thee in the way which thou shalt go. Psalm 32:8.

The angel of the Lord encampeth round about them that fear him, and delivereth them. Psalm 34:7.

HANDWORK.

Writing.

On page six in the folder of Story 46, a favorite memory verse or some verse which the pupil has difficulty in recalling. The suggestion is given for the verse to be copied, and not written from memory, for the reason that if the pupil writes it from memory he may not write it correctly, and a Bible verse that is to be written in the folder and read and reread by the pupil should be correct.

THEME VI

CHOOSING THE RIGHT

To give to the child stories adapted to make a strong appeal to him "to choose the right," and to present certain lines of conduct which are desirable and right for him, is the purpose of this theme. It completes the aim for the year.

LESSON 47. RETURNING GOOD FOR EVIL.

To return evil for evil is one of the instincts of childhood. To show the child a better way and to teach him that one should overcome evil with good, and that to do this is to be obedient to the will of God, is the purpose of this lesson. The lesson teaches self-control and gives a new vision of conduct and the relationship that one should maintain with others.

LESSON MATERIAL.—2 Kings 6: 18-23.

MEMORY VERSE.—Be not overcome of evil, but overcome evil with good. Romans 12: 21.

PICTURES FOR LESSON ILLUSTRATION.

The pictures in the folder of Story 47.

HANDWORK.

Writing.

An appropriate verse under the illustration on page five in the folder of Story 47.

"Love one another."

"Be ye kind one to another."

"Thou shalt love thy neighbor as thyself."

"Abhor that which is evil; cleave to that which is good."

"We should love one another."

"Forget not to show love unto strangers,"

or

"Even a child maketh himself known by his doings,

Whether his work be pure, and whether it be right."

NOTES FOR SEPTEMBER

NOTES FOR SEPTEMBER

SEPTEMBER

FIRST YEAR

THEME XIII

GOD'S LOVING-KINDNESS.

The lessons of this theme have been chosen to fulfill a threefold purpose; to recall certain lesson teachings and leave with the child the thought of God's loving-kindness, to deepen the child's feeling of reverence and his spirit of praise, and to bring the lessons of the first year of the Primary Series to a fitting close.

LESSON 48. GOD THE CREATOR AND FATHER.

To bring to the child the thought of God as the Father and Creator of all, and to deepen love for God, is the aim of this lesson.

LESSON MATERIAL.—The teachings of Lessons 1 and 2 and their memory verses.

MEMORY VERSE.—Thou shalt love the Lord thy God with all thy heart. Matthew 22:37a.

PICTURES FOR LESSON ILLUSTRATION.

(a) The picture in the folder of Story 48.

(b) Primary Picture Set, No. 1.

The Great Wide Sea.

Night.

A Western Wheat Field.

(c) Pictures from different sources.

Pictures of the sea and of ships and of children playing in the sand.

Pictures of mountains, woods, rivers, and running brooks.

Pictures of farmhouses and barns, cornfields, hay wagons, and of animals found on a farm.

Pictures of lakes, rowboats, sailboats, and views along a river or lakeshore.

OBJECTS.

Shells, seaweeds, grains, grasses, milkweed pods, bittersweet berries, and the like.

HANDWORK.

(a) Pasting.

Nature pictures.

(b) Verses to accompany handwork.

"In the beginning God created the heavens and the earth."

"O Lord, thou art our father."

LESSON 49. GOD'S PROTECTING CARE.

To teach about some of God's ways of caring for his children is the aim of this lesson.

LESSON MATERIAL.—Genesis 8: 22 and the teachings or truths of Lessons 6 and 7.

MEMORY VERSE.—While the earth remaineth, seed-time and harvest, and cold and heat, and summer and winter, and day and night shall not cease. Genesis 8: 22.

PICTURES FOR LESSON ILLUSTRATION.

The pictures in the folders of Stories 6 and 7, First Year, or pictures of blossoms and fruits, vegetables, grains, seeds, and seed-bearing vessels.

OBJECTS.

Seeds and seed vessels, an apple, and a knife for cutting the apple to show its seeds.

HANDWORK.

(a) Drawing or Pasting.

Pictures of blossoms, fruits, vegetables, grains, or seeds and seed vessels.

(b) Verse to accompany handwork.

The memory verse.

LESSON 50. GOD'S NEARNESS TO HIS CHILDREN.

To teach that God is not far away, but always near, loving and caring for his children in ways that are best, is the aim of this lesson.

LESSON MATERIAL.—The stories of Lessons 35 to 38 and their lesson material.

MEMORY VERSE.—The Lord was with Joseph. Genesis 39: 2a.

PICTURES FOR LESSON ILLUSTRATION.

(a) The pictures in the folders of Stories 35-38, and 50.

(b) Beginners' Story Pictures.

The pictures for Lessons 36, 40, 41, and 42, First Year.

HANDWORK.

Writing or Pasting.

A copy of one of the verses, "How strong
and sweet my Father's care," or of Psalm
118:1; 145:9a; 46:1; or 92:1 and 2.

" 'How strong and sweet my Father's care,
That round about me like the air,
Is with me always everywhere!
He cares for me.

" 'O keep me ever in thy love,
Dear Father, watching from above,
And as through life my steps shall move,
O, care for me.' " *

O give thanks unto the Lord; for he is good;
For his lovingkindness endureth for ever.

Psalm 118:1.

The Lord is good to all.

Psalm 145:9a.

God is our refuge and strength,
A very present help in trouble.

Psalm 46:1.

It is a good thing to give thanks unto the
Lord.

And to sing praises unto thy name, O Most
High.

To show forth thy lovingkindness in the
morning,

And thy faithfulness every night.

Psalm 92:1, 2.

* From Little Sacred Songs for Little Singers. Copyrighted,
1892, by The John Church Company.

LESSON 51. GOD'S GIFT TO THE WORLD.*

To tell of God's best and greatest gift to the world, and teach that God gave his only begotten Son because he so loved the world, is the aim of this lesson.

LESSON MATERIAL.—Luke 2: 1-20; Matthew, chapters 1 and 2.

MEMORY VERSE.—God so loved the world, that he gave his only begotten Son. John 3: 16a.

PICTURES FOR LESSON ILLUSTRATION.

(a) The picture in the folder of Story 51.

(b) Beginners' Story Pictures.

The pictures for Lessons 11, 12, and 23,
First Year.

Sistine Madonna, Second Year.

Adoration of the Wise Men, Second Year.

Jesus and the Blind Man, Second Year.

HANDWORK.

(a) Writing.

The memory verse.

(b) Pasting.

Some picture of Jesus as a baby, child, or boy, or of the man "who went about doing good."

LESSON 52. LOVE AND THANKS TO GOD.

The aim of this lesson is to teach about some of the ways in which to show love and thanks to God for his love, care, and kindness.

214 A GUIDE TO THE LESSON DETAIL

LESSON MATERIAL.—Psalm 86: 12, 13a; Proverbs 20: 11a.

MEMORY VERSES.—Even a child maketh himself known by his doings. Proverbs 20: 11a.

I will praise thee, O Lord my God, with my whole heart. Psalm 86: 12a.

PICTURES FOR LESSON ILLUSTRATION.

- (a) The picture in the folder of Story 52.
- (b) Beginners' Story Pictures.
The Children's Praise.
The Evening Prayer.
- (c) Beginners' Additional Picture Set.
The picture of children singing.

HANDWORK.

Writing or Pasting.

The verse, "I will praise thee, O Lord my God, with my whole heart."

SECOND YEAR

LESSON 48. THE STORY OF THE RECHABITES.

To teach concerning the injurious effects of alcoholic drinks, and to arouse the purpose and determination of the child to not drink them, is the purpose of this lesson.

LESSON MATERIAL.—Jeremiah 35: 1-8, 12-14a, 18, 19.

MEMORY VERSE.—Whether therefore ye eat, or drink, or whatsoever ye do, do all to the glory of God. 1 Corinthians 10:31.

PICTURES FOR LESSON ILLUSTRATION.

Pictures from different sources.

Pictures of corn, wheat, rye, grapes, and apples.

HANDWORK.

(a) Writing.

The sentence, God's gifts of fruits and grains are to be used in the right way for food.

(b) Coloring.

The border of fruits and flowers on page five in the folder of Story 45.

The coloring may be done by the pupil at home or in Sunday school after the written work has been completed.

THEME XIII

ALL CREATION FULFILLING HIS WORD.

The lessons of the second year have aimed to quicken the child's conscious perception of his relation to God and his purpose to live in accordance with the demands of this relationship. The purpose of this theme is to strengthen this perception and purpose by leading the child to observe nature and to understand how everything in nature is fulfilling what is God's will for it.

216 A GUIDE TO THE LESSON DETAIL

LESSON 49. GOD'S CREATURES OF THE FIELD.

To teach that each creature, whether it is big or little, has a life and a way of its own, and that each creature's life is a gift from God, and each creature's way is God's way for it, is the first purpose of this lesson. To lead the child to perceive, even if it may be but dimly, that the creatures of the field fulfill God's will for them is the second purpose of the lesson.

LESSON MATERIAL.—Job 12: 7-10; Proverbs 6: 6-11; 30: 24-28.

MEMORY VERSE.

The earth is the Lord's, and the fullness thereof;
The world, and they that dwell therein.

Psalm 24: 1.

PICTURES FOR LESSON ILLUSTRATION.

(a) The pictures in the folder of Story 49.

(b) Primary Picture Set, No. 1.
A Royal Pair.

(c) Beginners' Story Pictures.

The pictures for Lessons 2, 3, 30, and 47,
First Year.

Waiting for Master, Second Year.

The First Snow, Second Year.

Winter Birds, Second Year.

Watching the Bees, Second Year,

Tiny Builders, Second Year.

(d) Beginners' Additional Picture Set.

Dog drinking from hose.

Squirrel with cone.

Girl feeding calf.

Cow drinking.

Child feeding chickens.

Cows in the barnyard.

(e) Pictures from different sources.

Pictures of insects, birds, domestic and wild animals, and pictures of pond, river, and sea creatures.

NOTE: Not all the pictures listed would need to be used by one teacher. Different pictures are given, that the teacher or teachers may have a number from which to choose.

HANDWORK.

(a) Writing.

The memory verse or the sentence, Each creature's life is a gift from God, and its way is God's way for it.

(b) Coloring.

The border on page five in the folder of Story 49. This work is to be done after the written work has been completed.

LESSON 50. THE GREAT, WIDE SEA.

The purpose of this lesson is to direct the thought of the child to "the great, wide sea" and to teach of the power and might of God.

LESSON MATERIAL.—Psalms 33: 7; 95: 5; 104: 25-27; 107: 23-25, 29; 93: 4.

218 A GUIDE TO THE LESSON DETAIL

MEMORY VERSE.

Above the voices of many waters,
The mighty breakers of the sea,
The Lord on high is mighty.

Psalm 93:4.

PICTURES FOR LESSON ILLUSTRATION.

- (a) The pictures in the folder of Story 50.
- (b) Primary Picture Set, No. 1.
The Great Wide Sea.
Night.
- (c) Pictures from different sources.
Pictures of ships, children playing on the seashore, seaweeds, shells, starfish, and corals.

OBJECTS.

Seashells, pebbles, starfish, coral, and the like.

HANDWORK.

Suggestions for handwork are not given, that time may be secured for the teaching of the verses on some one page of the folder of Story 50.

LESSON 51. DAY AND NIGHT.

The purpose of this lesson is not to teach facts about the sun, moon, or stars, but to arouse the child's interest in them, to lead him to rejoice at the coming of each new day, to look for the colors in the morning and evening sky, to watch for the stars and moon at evening, and in their recurrences to recognize something of their obedience to divine law.

LESSON MATERIAL.—Psalms 19: 1, 2; 74: 16; 139: 12; Jeremiah 31: 35; Ecclesiastes 1: 5; 11: 7; Genesis 15: 5b; Psalms 8: 3; 104: 19-24.

MEMORY VERSE.—The day is thine, the night also is thine. Psalm 74: 16.

PICTURES FOR LESSON ILLUSTRATION.

(a) The picture in the folder of Story 51.

(b) Primary Picture Set, No, 1.

Night.

Jerusalem, as Seen from the Mount of Olives.

The Great Wide Sea.

HANDWORK.

Writing.

Some Bible verse about day or night.

The prayer, We thank thee, heavenly Father, for day and night and for thy care; or

Some sentence or prayer original on the part of the pupil.

LESSON 52. SEEDTIME AND HARVEST.

The purpose of this lesson is to lead the child to discern something of the mystery of the seedtime, the miracle of the harvest, and "the beauty of obedience to law" and God.

LESSON MATERIAL.—Psalm 24: 1; Job 28: 5a; Psalm 65: 9-13; Song of Solomon 7: 13b; James 5: 7b; Mark 4: 28, 29; Genesis 8: 22.

MEMORY VERSE.—While the earth remaineth, seedtime and harvest, and cold and heat, and summer and winter, and day and night shall not cease. Genesis 8: 22.

PICTURES FOR LESSON ILLUSTRATION.

- (a) The pictures in the folder of Story 52.
- (b) Primary Picture Set, No. 1.
A Western Wheat Field.
- (c) Beginners' Story Pictures.
The picture for Lesson 9, First Year.
- (d) Pictures from different sources.
Pictures of fruit trees and fruits, of vegetables and grains, and of plants and flowers.
Harvest pictures.

THIRD YEAR

LESSON 48. A SERVANT YIELDING TO TEMPTATION.

The purpose of this lesson is to teach that we should be honest in thought, word, and deed.

LESSON MATERIAL.—2 Kings 5: 15-27.

MEMORY VERSES.—Thou shalt not covet. Exodus 20: 17. Thou shalt not steal. Exodus 20: 15. Speak ye every man the truth with his neighbor. Zechariah 8: 16.

PICTURES FOR LESSON ILLUSTRATION.

- (a) The pictures in the folder of Story 48.
- (b) Primary Picture Set, No. 3.
The Ford of the Jordan.

HANDWORK.

Writing.

One or all of the memory verses in the space at the foot of page four in the folder of Story 48.

LESSON 49. FOUR CAPTIVE BOYS IN A PALACE SCHOOL.

The purpose of this lesson is to strengthen the will of the child to abstain from rich injurious food and from wine or any alcoholic liquor.

LESSON MATERIAL.—Daniel, chapter 1; Ecclesiastes 10: 17.

MEMORY VERSE.—Daniel purposed in his heart that he would not defile himself with the king's dainties, nor with the wine which he drank. Daniel 1: 8.

PICTURES FOR LESSON ILLUSTRATION.

The picture in the folder of Story 43, First Year.

HANDWORK.

(a) Writing.

The memory verse in the space at the foot of page four in the folder.

(b) Coloring.

The border on page five in the folder.

LESSON 50. THREE HEROES.

The purpose of this lesson is to win a stronger and more thoughtful allegiance to the right and to make the child more responsive to the voice of duty and of conscience.

LESSON MATERIAL.—Daniel, chapter 3.

MEMORY VERSES.—Thou shalt have no other gods before me. Exodus 20: 3. Be it known unto thee, O King, that we will not serve thy gods, nor worship the golden image which thou hast set up. Daniel 3: 18.

222 A GUIDE TO THE LESSON DETAIL

PICTURES FOR LESSON ILLUSTRATION.

The pictures in the folder of Story 50.

HANDWORK.

Writing.

An original sentence about Shadrach, Meshach, and Abednego.

The sentences: These three men were heroes.

They did what they knew was right when it was not easy to do it; or

One of the memory verses.

The writing may be done in the space at the foot of page four in the folder of Story 50 or on a separate sheet of paper the size of the folder page.

LESSON 51. ESTHER, THE BRAVE YOUNG QUEEN.

To arouse admiration for brave deeds, and to teach forgetfulness of self in the service of others, is the purpose of this lesson.

LESSON MATERIAL.—Esther 2: 5-7, 17, 20-23; chapters 3 to 8.

MEMORY VERSE.—Who knoweth whether thou art not come to the kingdom for such a time as this? Esther 4: 14.

PICTURES FOR LESSON ILLUSTRATION.

The pictures in the folder of Story 51.

HANDWORK.

For this lesson no handwork suggestions are given in the textbook, but if handwork is desired the pupils may be asked to write a story about Queen Esther.

LESSON 52. THE TWO GREAT COMMANDMENTS.

To bring the child close to God, and to bid him hear the voice of his Father calling, is the purpose of this lesson. The lesson is the last of the Primary Course.

LESSON MATERIAL.—Matthew 22: 34-40; Mark 12: 28-34.

MEMORY VERSES.—Thou shalt love the Lord thy God with all thy heart, and with all thy soul, and with all thy mind. This is the great and first commandment. And a second like unto it is this, Thou shalt love thy neighbor as thyself. Matthew 22: 37-39.

PICTURES FOR LESSON ILLUSTRATION.

Pictures in the primary folders, Story 40, First Year; Stories 40, 7, 8, 39, 41, and 52, Third Year.

HANDWORK.

Writing.

The sentence, Jesus has said, "There is none other commandment greater than these." Space for the writing of this sentence has been left at the foot of page six in the folder of Story 52.

APPENDIX

SPECIAL FEATURES CONTAINED IN THE APPENDICES OF THE PRIMARY TEACHER'S TEXT BOOKS

FIRST YEAR, PART I

APPENDIX A

I. A List of Books for Reading and Study. (Repeated in Parts II to IV.)

CHILD STUDY

- *A Study of Child Nature. Elizabeth Harrison.
- Two Children of the Foothills. Elizabeth Harrison.
- *Love and Law in Child Training. Emilie Poulsson.
- *Jean Mitchell's School. Angelina W. Wray.
- Children's Ways. James Sully.
- Fundamentals of Child Study. Edwin A. Kirkpatrick.
- A Chart of Childhood: Showing phases of development in different stages and suggesting plans for moral and religious education in connection with each. Edward P. St. John.
- *As the Twig is Bent. Susan Chenery.

PSYCHOLOGY

- *From One to Twenty-One. Walter C. Murray. R. Douglas Frazer.
- *Talks on Psychology and Life's Ideals. William James.
- School Room Psychology. Dexter and Garlick.
- Story of the Mind. J. M. Baldwin.
- The Contents of Children's Minds on Entering School. G. Stanley Hall.

CHRISTIAN NURTURE

- *The Unfolding Life. Antoinette A. Lamoreaux.
- *Some Silent Teachers. Elizabeth Harrison.
- *Lectures to Kindergartners. Elizabeth P. Peabody.
- Moral Instruction of Children, Chapter V: The Moral Outfit of Children on Entering School. Felix Adler.
- Preservation Versus the Rescue of the Child; The Book and the Child. John T. McFarland.
- Psychological Principles of Education, Part V: Chapters

*See note in Teacher's Text Book, Appendix A.

xxix to xxxiv: Religious Education, or Educating the Spirit of Man. Hermon Harrell Horne.
 Spiritual Life. G. A. Coe.

TEACHER TRAINING

*The Teacher and the Child. H. Thistleton Mark.
 *The Point of Contact in Teaching. Patterson DuBois.
 *The Graded Sunday School in Principle and Practice. Parts One and Two. Henry H. Meyer.
 *Talks with the Training Class; Living Teachers; The Teacher's Candlestick. Margaret Slattery.
 Psychological Principles of Education; The Philosophy of Education. Hermon Harrell Horne.

METHODS

*The Graded Sunday School in Principle and Practice. Part Three. Henry H. Meyer.
 Pedagogical Bible School. Samuel B. Haslett.
 The Child and the Curriculum. John Dewey.
 An Outline of a Bible School Curriculum. George William Pease.
 Principles and Ideals for the Sunday School. Burton and Mathews.
 Home, School and Vacation, A Book of Suggestions. Annie Winsor Allen.
 Elements of General Method. C. A. McMurry.
 The Natural Way. Patterson DuBois.
 *Handwork in the Sunday School. Milton S. Littlefield.
 *How to Tell Stories to Children; Stories to Tell to Children. Sara Cone Bryant.
 *Stories and Story-Telling in Moral and Religious Education. Edward Porter St. John.
 *Picture Work. Walter L. Hervey.
 Telling Bible Stories. Louise Seymour Houghton.
 Stories and Story Telling (containing a good bibliography). Mary D. Runyon in Teachers College Record, November (1904).

BIBLE LANDS AND PEOPLE

The Historical Geography of the Holy Land. George Adam Smith.
 On Holy Ground. William L. Worcester.
 Out of Doors in the Holy Land. Henry van Dyke.
 Going down from Jerusalem. Norman Duncan.

Letters from Egypt and Palestine. Maltbie D. Babcock.
 Primer of Hebrew History. Wallace N. Stearns.
 Old Testament Characters. Cunningham Geikie.
 The Peasantry of Palestine. Elihu Grant.

THE BIBLE

The Cambridge Bible.
 The New Century Bible.
 A Dictionary of the Bible (one volume). Edited by John D. Davis.
 A Dictionary of the Bible (one volume). Edited by James Hastings.
 A Standard Bible Dictionary. Edited by M. W. Jacobus.
 *The One Volume Bible Commentary. Edited by J. T. Dummelow.
 *Lessons in Old Testament History. A. S. Aglen.
 Constructive Studies in the Life of Christ. Burton and Mathews.
 The Story of Jesus Christ, An Interpretation. Elizabeth Stuart Phelps Ward.

NOTE.—Several books for reading and study are listed under each theme and lesson that the teacher who has access to one book and the teacher who has access to another book may each find help in the preparation of the lessons.

2. Suggestions for Theme and Lesson Reading.

APPENDIX D

1. Song Books and Leaflets. (Repeated in Parts II to IV.)

Song Stories for the Sunday School. Mildred J. and Patty S. Hill.
 Songs for Little People. Frances Weld Danielson and Grace Wilbur Conant.
 Primary and Junior Songs. Mari R. Hofer.
 Carols. I. F. Leyda and D. E. Burgener.
 Little Sacred Songs. James K. Murray.
 Little Pilgrim Songs. Mrs. W. F. Crafts and H. P. Main.
 Hymns of Worship and Service for the Sunday School.
 Among the more expensive books are the following:
 Songs and Games for the Little Ones. Gertrude Walker and Harriet S. Jenks.
 Song Echoes from Child Land. Harriet S. Jenks and Mabel Rust.
 NOTE.—These two books contain a sufficient number of Christmas, Easter, and devotional songs to make them of value

in the Primary Department. The following books contain a fewer number of songs for use in the Sunday school, but may be borrowed from a public library or kindergarten as needed.

Kindergarten Chimes. Kate Douglas Wiggin.

Songs for Little Children, Parts I and II. Eleanor Smith.

Songs of the Child World. Jessie L. Gaynor.

Holiday Songs. Emilie Poulsson.

2. Song Suggestions for Lessons 1 to 13.

APPENDIX C

Pictures: General or miscellaneous sources; Some specific sources; The preserving and filing of pictures; The pictures for handwork. (Repeated in Parts II to IV.)

The songs, "Can a Little Child Like Me" and "Little Beam of Rosy Light."

A detailed outline of the first year primary lessons.

FIRST YEAR, PART II

Theme and lesson reading.

Song suggestions for Lessons 14 to 26.

The outline of the first year primary lessons.

The songs, "God Bless the Children," "Easter."

FIRST YEAR, PART III

"The Children's Praise." An exercise suitable for Children's Day, Promotion Day, Rally Day, or for a special review.

The songs, "A Song of Life," "God's Care," "All Things Praise Thee, Lord." The song sentences, "Praise Ye the Lord," "It is He that Hath Made Us," "Praise to God in the Highest."

Theme and lesson reading.

Song suggestions for Lessons 27 to 39.

The outline of the first year primary lessons.

FIRST YEAR, PART IV

Theme and lesson reading.

Song suggestions for Lessons 40 to 52.

The outline of the first year primary lessons.

SECOND YEAR, PART I

The songs, "The Children's Praise Song," "A Christmas Carol."

The outline of the second year primary lessons.

APPENDIX

SECOND YEAR, PART II

The songs, "The Sweet Story," "All Glory, Laud, and Honor."
The outline of the second year primary lessons.

SECOND YEAR, PART III

APPENDIX A

"Jesus and the Love of God." An exercise suitable for Children's Day, Promotion Day, Rally Sunday, for a special review or some missionary occasion.

APPENDIX B

Plans for deepening interest in missionary endeavor.
Books for reference and other materials for missionary instruction.

The songs, "Joyful Praise," "Easter Lilies."
The outline of the second year primary lessons.

SECOND YEAR, PART IV

Books helpful to the teacher in preparing temperance lessons, and the nature lessons of the course.

Song books and leaflets among which are nature songs.

The songs, "With Happy Voices Singing," "Evening."
The outline of the second year primary lessons.

THIRD YEAR, PART I

The songs, "Thanksgiving Hymn," "Ring Out the Bells for Christmas."

The outline of the third year primary lessons.

THIRD YEAR, PART II

The songs, "The Morning Stars Were Singing," "The Lord is Risen Indeed."

The outline of the third year primary lessons.

THIRD YEAR, PART III

APPENDIX A

A bibliography of missionary books.

APPENDIX B

"Jesus the Children's King." An exercise for Promotion Day.

APPENDIX

294

"~~Home Song~~" "I Thank the Lord"
 "Enter into the Centre," "Pledge"
 "Enter into the Centre," "Pledge"

THIRD YEAR, PART IV

at Promotion Requirements

"Enter into the Centre," "Pledge"
 "Enter into the Centre," "Pledge"

FOR IN THE LESSON IN THE

5 cents).

5 cents).

5 cents).

Grain (50 cents).

Covenant (\$1.50).

Candlestick (\$1).

House (75 cents).

House (\$1.25).

House (\$1.25).

Object Lessons for Children - American Edition

Object Lessons for Children - English Edition

Prices of the models are subject to change

SUPPLEMENTARY PICTURES

Beginners' Story Pictures, First Year

Beginners' Story Pictures, Second Year

Beginners' Additional Picture Set (unmounted)

\$2.00; unmounted, \$1.00 per set

Solomon's Temple, Wilde's Bible Pictures

Scroll, Wilde's Bible Pictures

The Tabernacle, Wilde's Bible Pictures

Herod's Temple, Wilde's Bible Pictures

Rainbow, by Millet, Paper

Sir Galahad, by Watts, Paper

Worship of the Wise Men, by Watts, Paper

The Sower, by Millet, Paper

The Angelus, by Millet, Paper

Chorister Boys, Paper

Foundling Girls, Paper

Madonna and Child, Paper

Joseph and the Infant Jesus, Paper

Company.

Madonna and Child, Brown's Pictures, No. 863.
Christ Blessing Little Children, by Plockhorst, Brown's Pictures, No 199.

PRIMARY EQUIPMENT AND PRICES

FIRST YEAR'S LESSONS

Primary Teacher's Text Book, with picture supplements, \$1.00 a year, in four parts, 25 cents a part.

Primary Stories. (For Pupil.) Four pages, issued quarterly. Single subscriptions, 25 cents a year, School subscriptions, 20 cents a year, 5 cents a quarter.

SECOND YEAR'S LESSONS

Primary Teacher's Text Book, \$1.00 a year, in four parts, 25 cents a part.

Pictures for Use of the Teacher (Set No. 1). Printed in four colors. 32 pictures ($6\frac{1}{2} \times 8\frac{7}{8}$ inches). \$1.25 a year; Not Sold by the Quarter.

Missionary Pictures for Use of the Teacher (Set No. 2). Printed in sepia on India tint paper. 12 pictures ($6\frac{1}{2} \times 8\frac{7}{8}$ inches). 30 cents per set; Not Sold Separately.

Primary Stories with Hand Work. (For Pupil.) Six pages, issued quarterly. Single subscriptions, 35 cents a year. School subscriptions, 26 cents a year, $6\frac{1}{2}$ cents a quarter.

THIRD YEAR'S LESSONS


Primary Teacher's Text Book, \$1.00 a year, in four parts, 25 cents a part.

Pictures for Use of the Teacher (Set No. 3). Printed in four colors. 24 pictures ($6\frac{1}{2} \times 8\frac{7}{8}$ inches). \$1.00 a year; Not Sold by the Quarter.

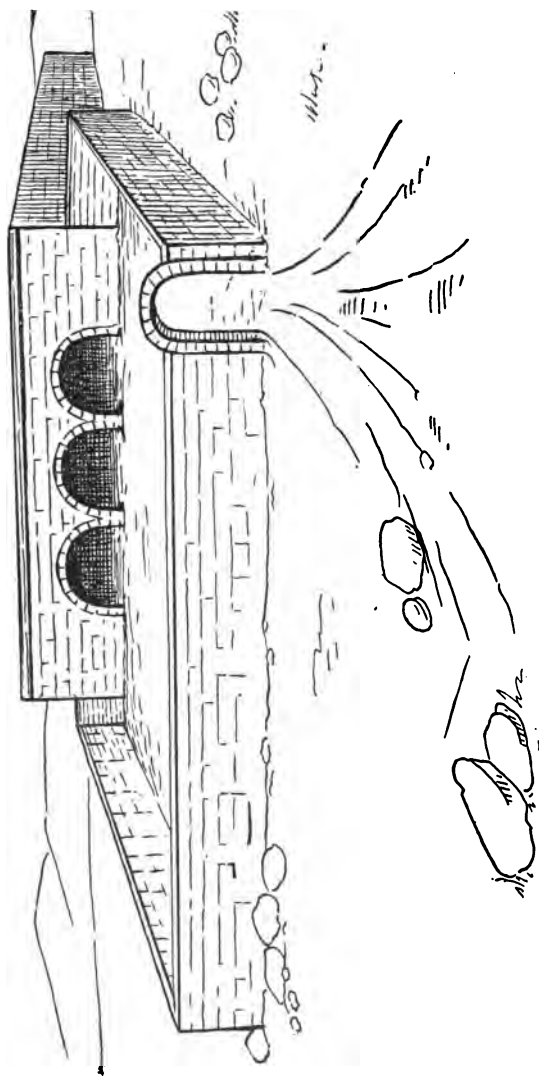
Primary Stories with Hand Work. (For Pupil.) Six pages, issued quarterly. Single subscriptions, 35 cents a year. School subscriptions, 26 cents a year, $6\frac{1}{2}$ cents a quarter.

Folder Covers. (Decorated.) For either Beginners' or Primary Series. 25 cents a dozen; \$2.00 a 100.

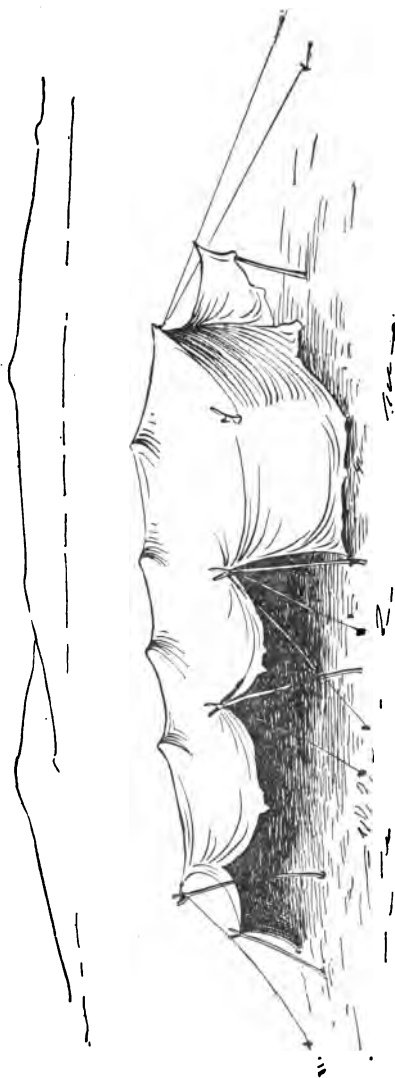
All books, models, and pictures listed may be ordered through the publishers of this book.



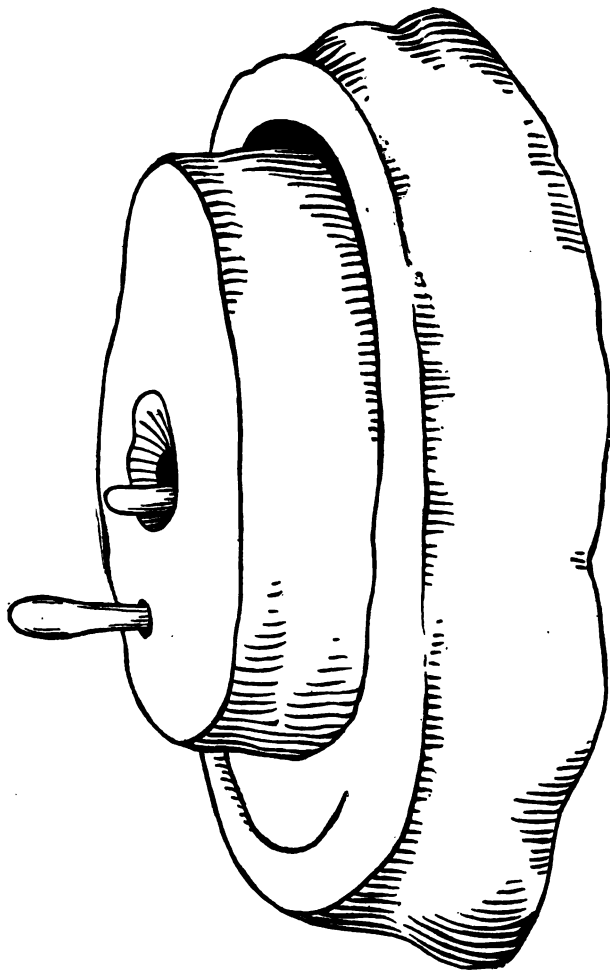
SCROLL



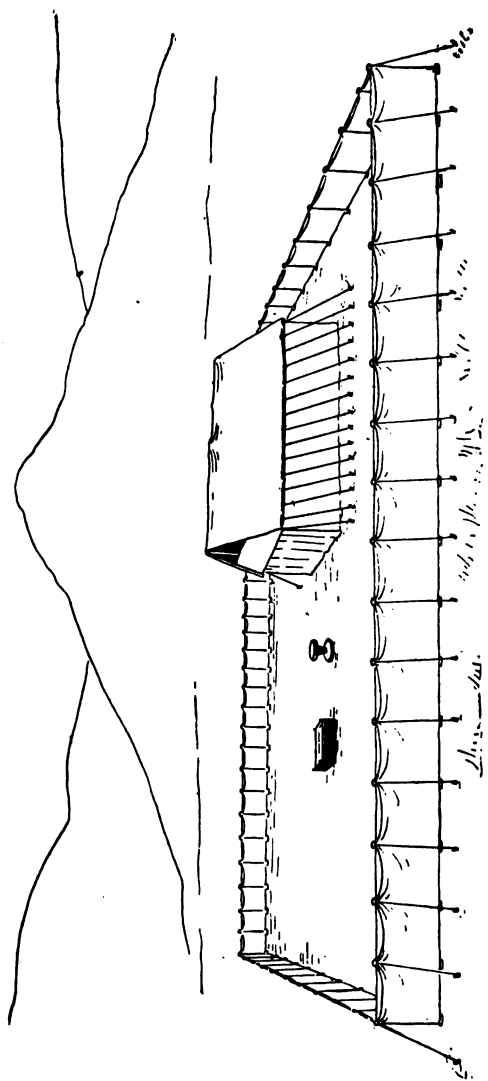
SHEEPFOLD




EASTERN TENT




MILL FOR GRINDING GRAIN



TABERNACLE





LB1887 .T48

Primary lesson detail : International

Gutman Library

APA2116



3 2044 028 900 496



